



Testimony by City of Wilsonville Mayor Shawn O'Neil Supporting HB 3560 A:

Proposed Legislation Addresses Critical Need to Improve Child Care Availability that Benefits Both Working Families and Employers

Scheduled for public hearing on May 1, 2025, before the
Senate Committee On Early Childhood and Behavioral Health

Chair Reynolds, Vice-Chair Anderson, and Members of the Committee:

I am testifying on behalf of the City of Wilsonville in **support of HB 3560 A**, which expands the allowable areas for child care facility siting.

The proposed legislation does not prohibit imposing additional requirements on child care centers in residential zones—a provision Wilsonville supports. Given the commercial nature and operational intensity of child care centers, local jurisdictions must retain the ability to regulate them in residential areas.

For years, Wilsonville has heard from families, employers, and employees about the **shortage of child care options, which limits workforce participation and hinders businesses' ability to recruit and retain employees**. This issue is critical for both our residents and the 19,000+ employees who commute to Wilsonville for work. Recognizing the urgency, the City Council established a goal to:

"Convene a childcare partner consortium to understand the barriers, challenges, and opportunities for increasing childcare opportunities in Wilsonville. Consider the City's role and potential actions for supporting the outcomes."

Wilsonville's **2024 Childcare Survey for Families** identified three key challenges affecting child care availability and accessibility:

1. Staffing shortages
2. High operating costs
3. **Limited adequate facilities**

By allowing child care centers in **dense residential and employment zones**, state and local governments can help address these challenges and expand child care opportunities.

The **City of Wilsonville urges a Do-Pass vote on HB 3560 A** to improve child care access by increasing the locations where facilities can be sited. We appreciate your consideration.

Shawn O'Neil, Mayor
City of Wilsonville

Attachment: City of Wilsonville 2024 *Childcare Survey for Families* and a staff report summarizing key issues



CITY COUNCIL MEETING STAFF REPORT

Meeting Date: November 18, 2024		Subject: Child Care in Wilsonville	
		Staff Member: Matt Lorenzen, Economic Development Manager	
		Department: Community Development	
Action Required		Advisory Board/Commission Recommendation	
<input type="checkbox"/> Motion <input type="checkbox"/> Public Hearing Date: <input type="checkbox"/> Ordinance 1 st Reading Date: <input type="checkbox"/> Ordinance 2 nd Reading Date: <input type="checkbox"/> Resolution <input checked="" type="checkbox"/> Information or Direction <input type="checkbox"/> Information Only <input type="checkbox"/> Council Direction <input type="checkbox"/> Consent Agenda		<input type="checkbox"/> Approval <input type="checkbox"/> Denial <input type="checkbox"/> None Forwarded <input checked="" type="checkbox"/> Not Applicable Comments: This report and presentation summarize staff's work with regard to Council Goal #10, including recent survey results. Staff seeks further direction, if any, from Council.	
Staff Recommendation: N/A			
Recommended Language for Motion: N/A			
Project / Issue Relates To:			
<input checked="" type="checkbox"/> Council Goals/Priorities: 10. Convene a childcare partner consortium to understand the barriers, challenges, and opportunities for increasing childcare opportunities in Wilsonville. Consider the City's role and potential actions for supporting the outcomes.	<input type="checkbox"/> Adopted Master Plan(s):	<input type="checkbox"/> Not Applicable	

ISSUE BEFORE COUNCIL:

Please provide feedback and/or direction, if any, to guide staff's actions pertaining to this Council goal moving forward.

EXECUTIVE SUMMARY:

Background

In late 2022, staff briefed the City Council on child care in Wilsonville, as both a social and economic/workforce issue, sharing data collected during the previous summer through an online survey that received approximately 120 responses. Staff conveyed that access to child care in the City was a growing concern, and that even those seats available through local providers were scarce and increasingly unaffordable.

At the February 2023 goal-setting retreat, the City Council set the following goal:

Economic Opportunity:

Attract high-quality industry and support economic opportunity for all in Wilsonville

- 10. Convene a childcare partner consortium to understand the barriers, challenges, and opportunities for increasing childcare opportunities in Wilsonville. Consider the City's role and potential actions for supporting the outcomes.*

Consortium – 2023-24

Name	Capacity	Type
Siemens Child Dev. Center	120	Center
LuLu's Child Care	16	Home-based
Brighten Montessori	80	Center
Building Blocks ELC	71	Center
Building Blocks ELC (Littles)	30	Center
Building Blocks ELC (Baby)	12	Center
Club K – Boeckman Creek	60	School-based (after school)
Club K – Boones Ferry	75	School-based (after school)
Champions – Lowrie	Unknown	School-based (after school)
Early Years	29	Center
Evergreen Child Dev. Center	111	Center
Kids Cove	26	Center
Kids Cove 2	16	Home-based
New Foundations Preschool	37	Center
Valley Christian Preschool	58	Center
Total	741	-

With Council President Kristin Akervall's leadership and direction, Staff convened a consortium of local child care providers that summer (2023) and held a number of meetings over the course of the next year in order to better understand the challenges and opportunities facing this group of business operators. Above is a list of current local child care providers and their stated capacity. Please note that capacity is not the same as enrollment. Most of these child care providers are undersubscribed—something discussed further on.

Approximately half of these providers have participated in our consortium over the past year. Those that did not participate, in most cases, expressed they wished they could have participated but were unable to do so as their presence was needed in their facilities in order to meet required student-to-teacher ratios.

Through robust exploratory conversation, staff has confirmed many points that are widely known and well-documented regarding the national child care crisis. In addition, local providers also shared valuable information and anecdotes that tell a more nuanced story, including several points that aren't as widely discussed in state and national conversations.

A very succinct summary of the “known” inter-related issues that our consortium fully confirmed:

- **Staffing Challenges**
A combination of factors related to the nature of the work, low compensation, lack of benefits, stressful working conditions, and competition from other entry-level industries such as retail and service that can pay the same or more, make it difficult to hire and retain quality employees. Yet, families demand affordability which puts downward pressure on wages, an operator's highest cost.
- **High Operating Costs**
Labor, regulations and licensing, real estate, utilities, insurance, supplies, toys and play equipment, food and snacks, all contribute to a high overhead for operators. Many of these costs do not change, regardless of enrollment levels. Operators must enroll at 90-100% of capacity just to stay in business.
- **Facilities**
Regulatory requirements as well as parental standards compel operators to use Class A and B properties with accessible locations, good access, and the appropriate utilities, fixtures, room configurations, and perhaps most challenging, an outdoor play area that meets standards and expectations. Even with budgetary flexibility, such facilities are scarce, and extremely costly on the front-end to create from scratch.

As Council President Akervall keenly observed and illustrated in our meetings, these three issues and their subcomponents, create a web of dependent loops that, in most cases, can quickly become negative feedback loops, putting even the best child care provider out of business. The most common pattern occurs when a provider cannot find sufficient, quality staff. In this case, enrollment must be limited due to the high teacher-to-student ratios required in Oregon. When enrollment is limited, revenue is limited, yet most overhead expenses remain constant. If this pattern of understaffing continues, an operator must choose to continue operating at a loss, raise rates, or close completely. In many unfortunate cases, the rational option is to close when families can no longer bear higher tuition costs.

In short, if child care is to be high quality, affordable for working families, and abundant (all of the above) an injection of funding (aka subsidy) is needed in order to stabilize what is currently a broken private market.

Other Discoveries

The phenomena discussed above are fairly broadly understood by those with an interest in the child care crisis. A few other discoveries were made throughout our consortium's conversations:

- **Childcare businesses do not have a professional association for support of workers or owners.** There is no union or association to support operators when legal issues do arise. Department of Early Learning and Care (DELIC) is busy protecting the child. Operators are busy protecting the child. No entity or organization exists to protect the teachers or owners. The laws and rules governing child care businesses are written and enforced by DELIC. DELIC is also the entity issuing penalties if issues are found valid. Operators and teachers have no legal recourse to manage legal or compliance issues.
- **Similarly, when it comes to policy advocacy, privately operated childcare businesses do not have a united voice,** nor are they recognized in most policy conversations as a key stakeholder. The list of children's advocacy organizations is long:
 - Child Care for Oregon
 - Family Forward Oregon
 - Our Children Oregon
 - Children's Institute
 - Oregon Childcare Project
 - Oregon Child Development Coalition
 - Oregon Childcare Alliance
 - Oregon Child Care Association
 - Oregon Association for the Education of Young Children
 - Children's Center (Clackamas County)
 - Clackamas County Child Care Coalition
 - Oregon State University – Oregon Child Care Research Partnership

While these organizations (not an exhaustive list) seem to be rowing mainly in the same direction, they seem to be in different boats and do not appear to be coordinating with one another.

- **The Oregon Legislature has (thus far) only invested public funding into child care facilities. While child care providers recognize facilities as a challenge, they consistently rank facilities as a secondary or tertiary stressor. Local providers expressed concern that injecting funding into facilities could actually exacerbate other issues, such as staffing and wages. If new facilities are built or current facilities expanded, those facilities must be staffed, which will put additional demand on the already shallow pool of talent. Existing businesses may be lost, in which case the public investment will not have accomplished its purpose—to increase the number of child care businesses and available slots in the state.**
 - A similar phenomenon is occurring with Preschool for All in Multnomah County. The program mandates that providers pay a generous compensation package for teachers. This requirement, while important, is causing teachers from the tri-county area to terminate their employment in other counties seeking the higher wages in Multnomah County. Providers in the other counties do not have the public subsidy and cannot compete, further destabilizing the regional system.

- Oregon's **ERDC (Employment Related Day Care)** program is popular among both families and providers. The program offers income-based financial assistance based on household income and family size, which covers a portion of child care expenses. Families get to choose their approved provider, and the program aims to support workforce participation and educational advancement among parents, reducing barriers to stable employment and economic mobility. Many providers believe a massive expansion in funding and family eligibility would solve many issues, as it would help with affordability for families and enrollment for providers.

2024 Survey Results

In 2022 the City issued a survey to Wilsonville families in order to understand their experiences with accessing and affording child care in the city. In 2024, the City issued a new survey with different questions designed by members of the Child Care Consortium. Most of the data collected confirms everything discussed in this report, and there are hardly any new revelations; below are a few of the more interesting takeaways. The full survey results data are attached.

- 180 responses
- The most common form of child care utilized is a Child Care Center or Preschool. (52%)
 - Second, is a relative, friend, or neighbor. (28%)
- Over one third of families are paying over \$1,000 per month, per child for care
 - 15% of families are paying more than \$1,500 per month, per child
- 31% of respondents said their current child care setting was not meeting their needs
 - Respondents' desired setting was quite varied, demonstrating the need for a mixed-delivery solution.
- Nearly 50% of respondents use all-day care at least 2-3 days per week.
 - Many are seeking all-day, 5-day per week care, but cannot find or afford it.
 - Other common needs include after school and/or extended hour care for people working long or odd shifts.
- Most people are seeking child care in order to allow them to work either outside the home or from home.
- The greatest factors affecting families' ability to secure child care are 1) Cost, 2) Availability, and 3) Schedule/hours of care
- 40% of respondents reported they had to make changes to their child care situation due to circumstance beyond their control (e.g. provider/center closed, tuition increase, etc.)
 - Of that 40% nearly all said those changes affected their ability to work.
- Summer-time and afterschool care were stated repeatedly as needs.
- 75% of respondents had completed college or graduate school
- 30% of respondents have a household income over \$200,000. 30% of Wilsonville does not have that household income. We need to do more to hear from lower-income families.

EXPECTED RESULTS:

N/A

TIMELINE:

N/A

CURRENT YEAR BUDGET IMPACTS:

None.

COMMUNITY INVOLVEMENT PROCESS:

All child care businesses in Wilsonville were invited to participate in the Consortium. All families were invited to participate in the 2024 Survey for Families. The survey was available on the City website, Facebook, and at the August Party in the Park.

POTENTIAL IMPACTS OR BENEFIT TO THE COMMUNITY:

Impacts or benefits to the community depend entirely upon Council's choice of action. None has been determined at this time.

ALTERNATIVES:

As noted, the child care crisis is a massive, multi-faceted issue that extends far beyond Wilsonville and even the State of Oregon. It is reasonable to conclude that the breadth and depth of the crisis precludes a local response. However, because Council has expressed concern over this issue in the past, below are a few options for how the Council may choose to act in light of the information shared in this report. Of course, other policy or programmatic solutions may be suggested. The Council has already determined to lend lobbying support to child care policy at the Oregon Legislature as part of the Council's adopted 2025 legislative priorities.

- Pursue Community Development Block Grant (CDBG) grant funding to support local providers with technical assistance to be provided by a third-party contractor
- Study the revenue generation capacity of an incremental local payroll tax increase to fund programming to support local providers and/or eligible Wilsonville families
- Direct staff to recommend a grant/incentive to offer a child care business desiring to reoccupy the former YMCA space on Main Street
- Defer the question to the incoming 2025 City Council

CITY MANAGER COMMENT:

N/A

ATTACHMENTS:

1. 2024 Childcare Survey for Families – Results (pages 72-74 redacted for respondent privacy)

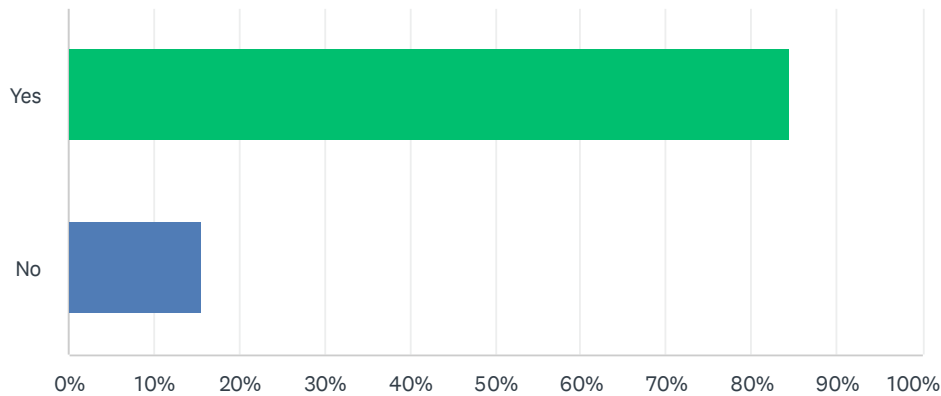


Childcare in Wilsonville

Survey Findings, Summer 2024

Q1 Do you live in Wilsonville?

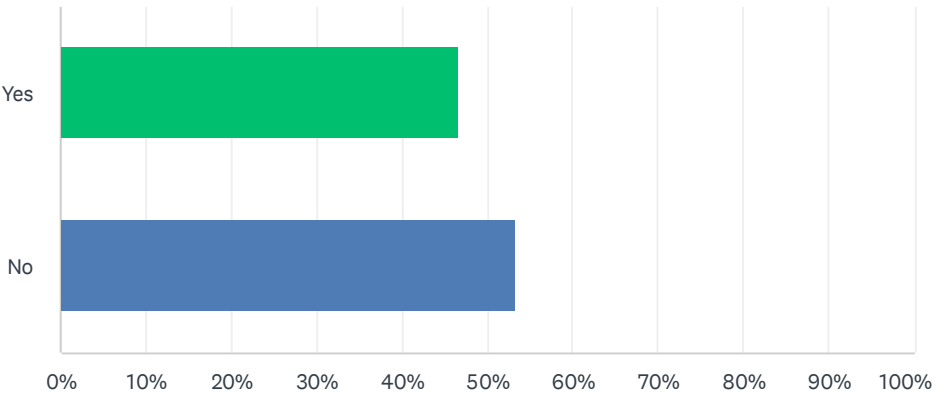
Answered: 180 Skipped: 0



ANSWER CHOICES	RESPONSES	
Yes	84.44%	152
No	15.56%	28
TOTAL		180

Q2 Do you work in Wilsonville?

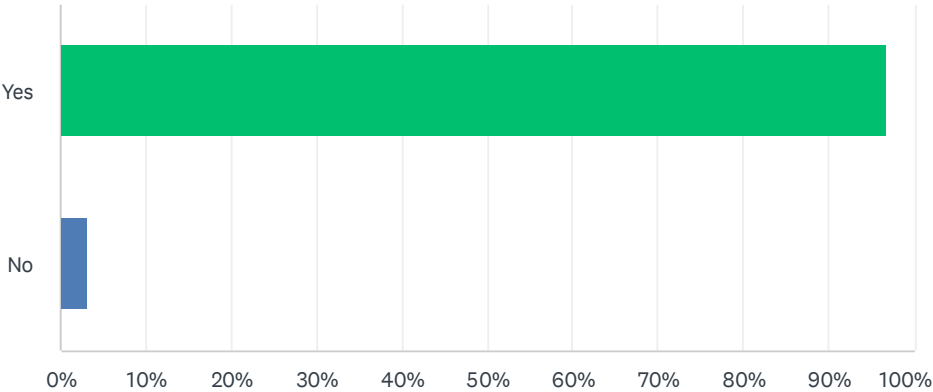
Answered: 180 Skipped: 0



ANSWER CHOICES		RESPONSES	
Yes		46.67%	84
No		53.33%	96
TOTAL			180

Q3 Do you participate in making child care decisions for children in your household?

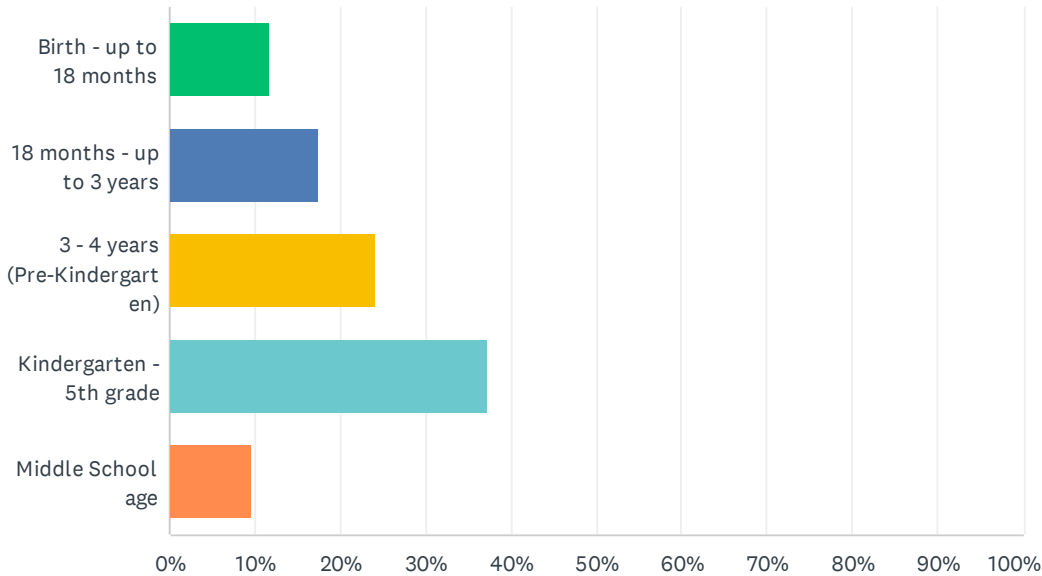
Answered: 160 Skipped: 20



ANSWER CHOICES		RESPONSES	
Yes		96.88%	155
No		3.13%	5
TOTAL			160

Q4 How old is Child #1?

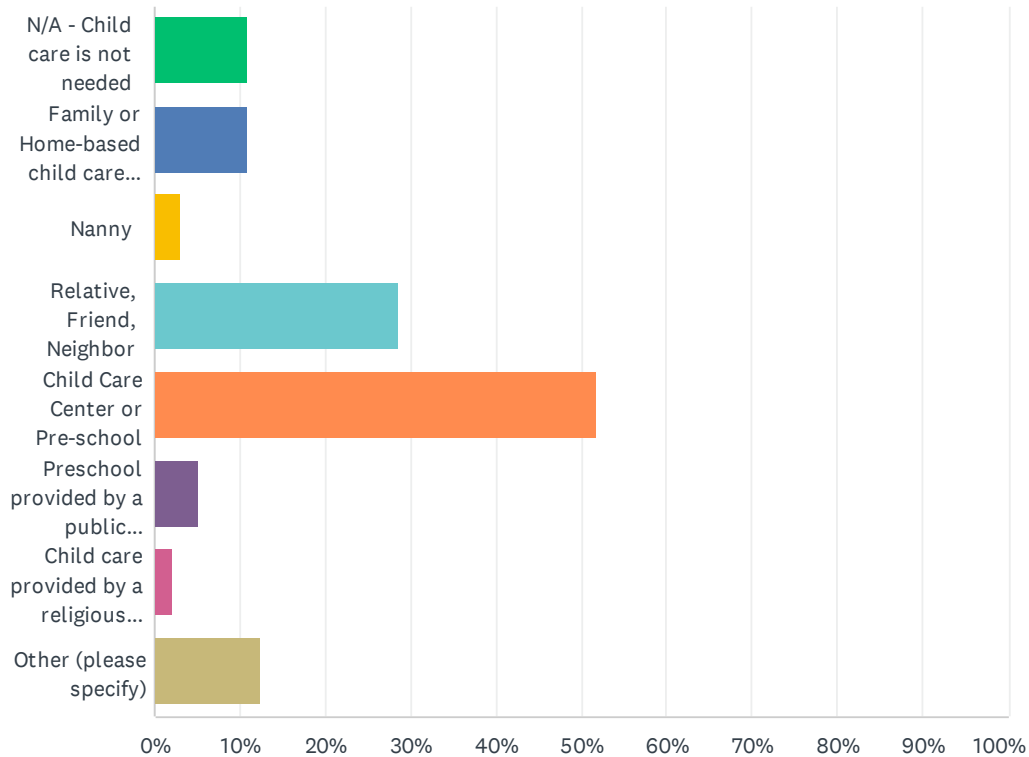
Answered: 137 Skipped: 43



ANSWER CHOICES	RESPONSES	
Birth - up to 18 months	11.68%	16
18 months - up to 3 years	17.52%	24
3 - 4 years (Pre-Kindergarten)	24.09%	33
Kindergarten - 5th grade	37.23%	51
Middle School age	9.49%	13
TOTAL		137

Q5 What type of care setting are you currently utilizing for this child when a parent is not available? (check multiple boxes as appropriate)

Answered: 137 Skipped: 43



ANSWER CHOICES	RESPONSES	
N/A - Child care is not needed	10.95%	15
Family or Home-based child care program	10.95%	15
Nanny	2.92%	4
Relative, Friend, Neighbor	28.47%	39
Child Care Center or Pre-school	51.82%	71
Preschool provided by a public elementary/primary school	5.11%	7
Child care provided by a religious institution/church	2.19%	3
Other (please specify)	12.41%	17
Total Respondents: 137		

#	OTHER (PLEASE SPECIFY)	DATE
1	App sourced sitters	10/24/2024 5:10 PM
2	none as no childcare can handle his disability	10/23/2024 11:03 AM
3	None yet, looking for child care for future baby	10/22/2024 3:28 PM

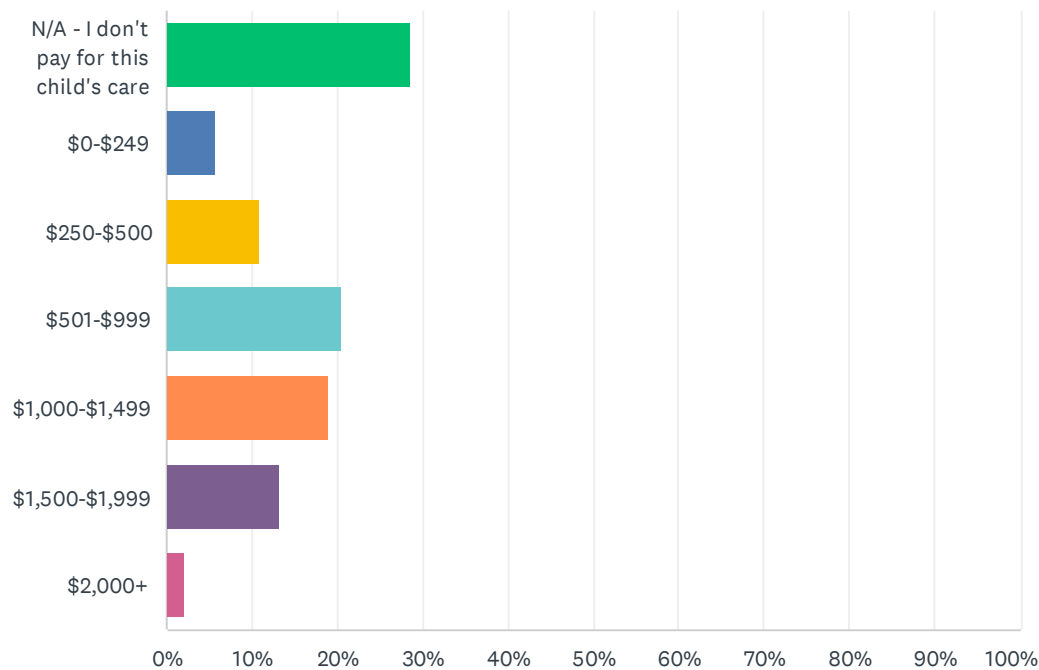
2024 Childcare Survey for Families

Item A.

4	Club K	10/21/2024 2:37 PM
5	ClubK	10/21/2024 12:16 PM
6	After school program	10/21/2024 12:12 PM
7	Club k at Boeckman Creek Primary	10/21/2024 11:16 AM
8	Aftercare on school property - Club K	10/21/2024 10:31 AM
9	After school program at their school	10/20/2024 8:46 PM
10	Having to re-arrange my work schedule to be available outside of school hours	10/20/2024 2:30 PM
11	Other parent might have to take care. No family around. Difficult find nanny/price	10/18/2024 4:22 AM
12	Summer care - piecing together camps week by week	10/2/2024 7:21 AM
13	After school care thru Club K	9/13/2024 3:53 PM
14	Stay home mom	9/12/2024 6:02 PM
15	Childcare is expensive and not enough. The good ones have long waiting list. My child is turning 3yr soon, he began to ask me to go school because older sister	9/12/2024 5:46 PM
16	After school care at the school - contracted to Club K	8/22/2024 10:11 PM
17	Trying to find	8/22/2024 6:41 PM

Q6 If you pay for child care services, how much do you pay monthly for this child's care?

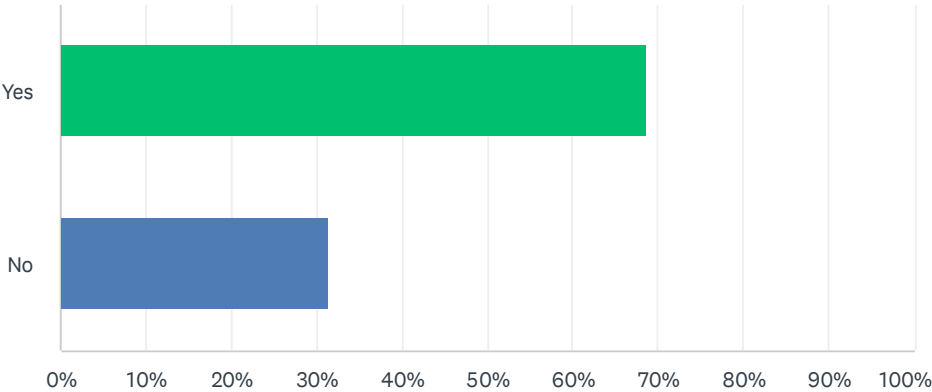
Answered: 137 Skipped: 43



ANSWER CHOICES	RESPONSES	
N/A - I don't pay for this child's care	28.47%	39
\$0-\$249	5.84%	8
\$250-\$500	10.95%	15
\$501-\$999	20.44%	28
\$1,000-\$1,499	18.98%	26
\$1,500-\$1,999	13.14%	18
\$2,000+	2.19%	3
TOTAL		137

Q7 Does your current type of care setting for this child meet your family's needs?

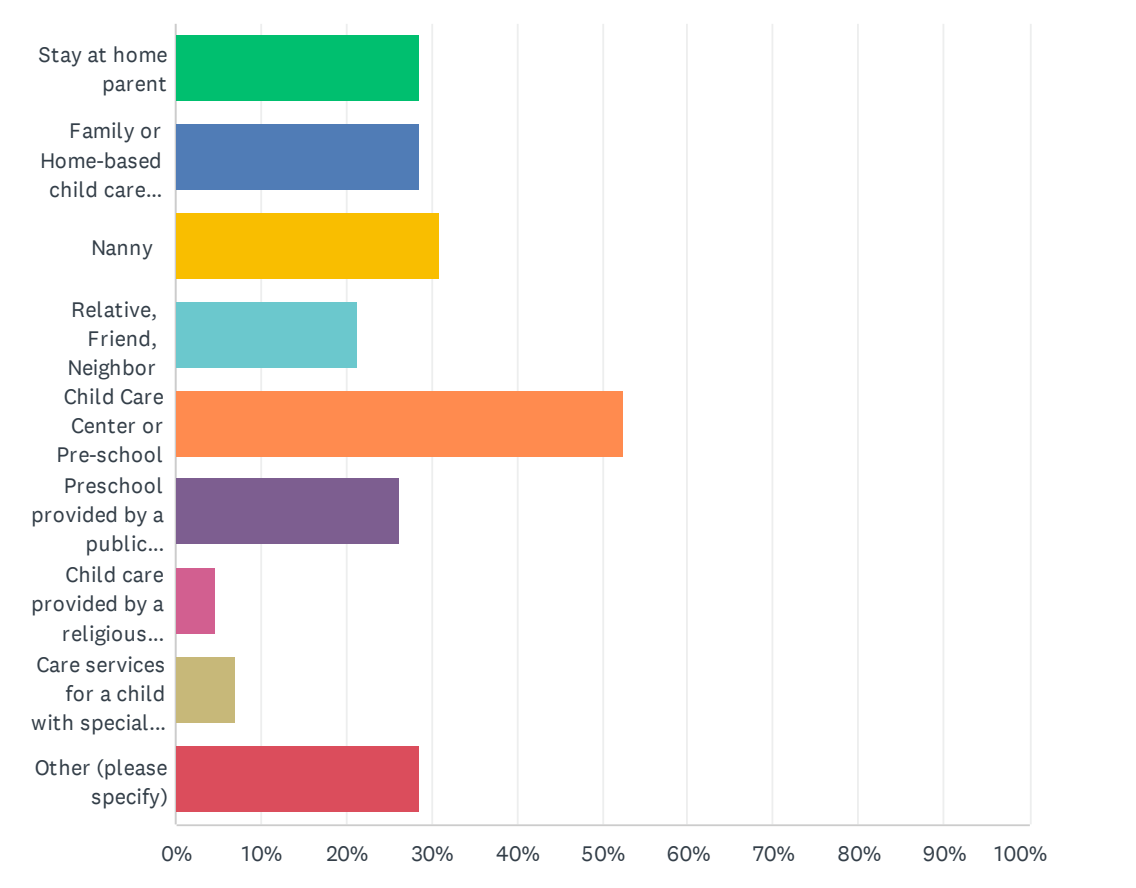
Answered: 137 Skipped: 43



ANSWER CHOICES		RESPONSES	
Yes		68.61%	94
No		31.39%	43
TOTAL			137

Q8 What type of child care setting would meet your needs?

Answered: 42 Skipped: 138



ANSWER CHOICES		RESPONSES	
Stay at home parent		28.57%	12
Family or Home-based child care program		28.57%	12
Nanny		30.95%	13
Relative, Friend, Neighbor		21.43%	9
Child Care Center or Pre-school		52.38%	22
Preschool provided by a public elementary/primary school		26.19%	11
Child care provided by a religious institution/church		4.76%	2
Care services for a child with special needs		7.14%	3
Other (please specify)		28.57%	12
Total Respondents: 42			

#	OTHER (PLEASE SPECIFY)	DATE
1	Afterschool group programs beyond Champions or private facility	10/24/2024 5:12 PM

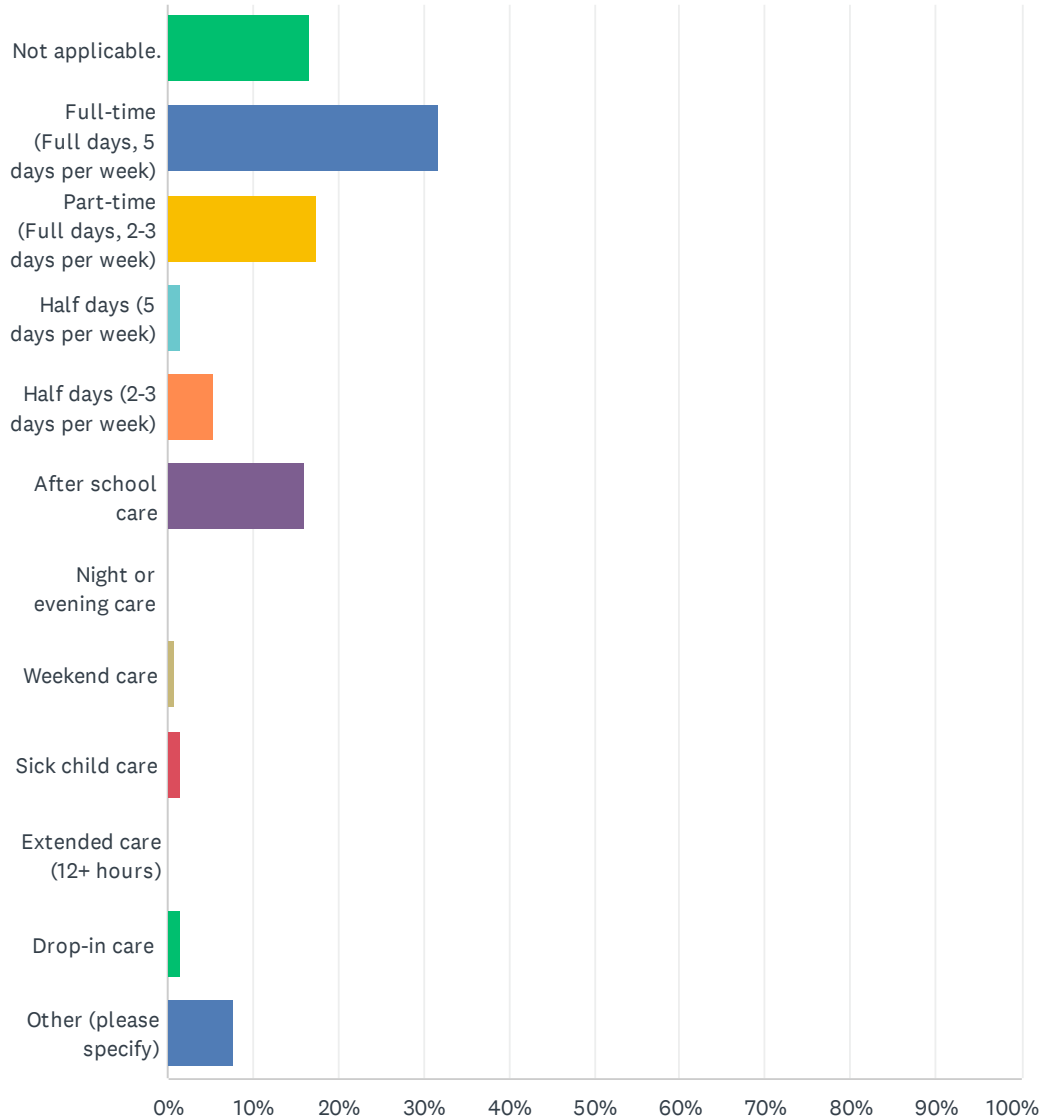
2024 Childcare Survey for Families

Item A.

2	Affordable after school care program	10/22/2024 1:05 PM
3	Just need more time	10/21/2024 1:56 PM
4	Afterschool program for older kids	10/21/2024 10:32 AM
5	Something more affordable	10/20/2024 1:04 PM
6	Full time child care center that is affordable.	10/18/2024 3:31 PM
7	I work 30 minutes away and I need a daycare or school based that opens early enough for me to get to work but also provides transportation to my child's school	10/18/2024 1:35 PM
8	More affordable after school options. Club K is too expensive, especially when you have multiple kids.	10/2/2024 8:25 AM
9	"Camp" setting with rotating focus	10/2/2024 7:21 AM
10	It's the hours, not the setting	8/22/2024 10:12 PM
11	More affordable care	8/22/2024 7:09 PM
12	More after school programs	8/22/2024 6:11 PM

Q9 What schedule or frequency of care are you currently utilizing for this child?

Answered: 132 Skipped: 48

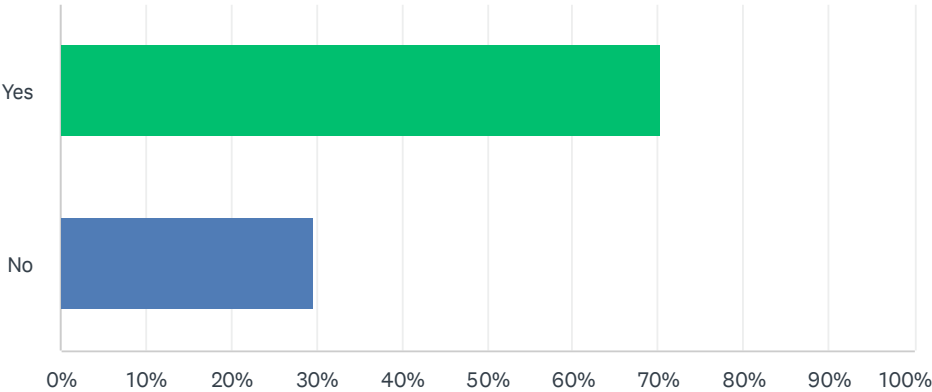


ANSWER CHOICES	RESPONSES	
Not applicable.	16.67%	22
Full-time (Full days, 5 days per week)	31.82%	42
Part-time (Full days, 2-3 days per week)	17.42%	23
Half days (5 days per week)	1.52%	2
Half days (2-3 days per week)	5.30%	7
After school care	15.91%	21
Night or evening care	0.00%	0
Weekend care	0.76%	1
Sick child care	1.52%	2
Extended care (12+ hours)	0.00%	0
Drop-in care	1.52%	2
Other (please specify)	7.58%	10
TOTAL		132

#	OTHER (PLEASE SPECIFY)	DATE
1	After school care	10/22/2024 1:06 PM
2	Summer daycare at horizon Christian since both parents work full time	10/21/2024 7:31 PM
3	4 full days per week	10/21/2024 1:47 PM
4	Summer care! 7:30am - 3pm	10/2/2024 7:22 AM
5	My child doesn't need care anymore.	9/12/2024 9:37 PM
6	I'm unable to work due waiting list for childcare are long and how expensive it is.	9/12/2024 5:47 PM
7	4 days/week	9/6/2024 9:48 PM
8	Variable	9/6/2024 4:48 PM
9	After school 2 days/week	8/22/2024 7:13 PM
10	On no school days; part time after school various days	8/22/2024 6:42 PM

Q10 Does your current child care schedule or frequency meet your family's needs?

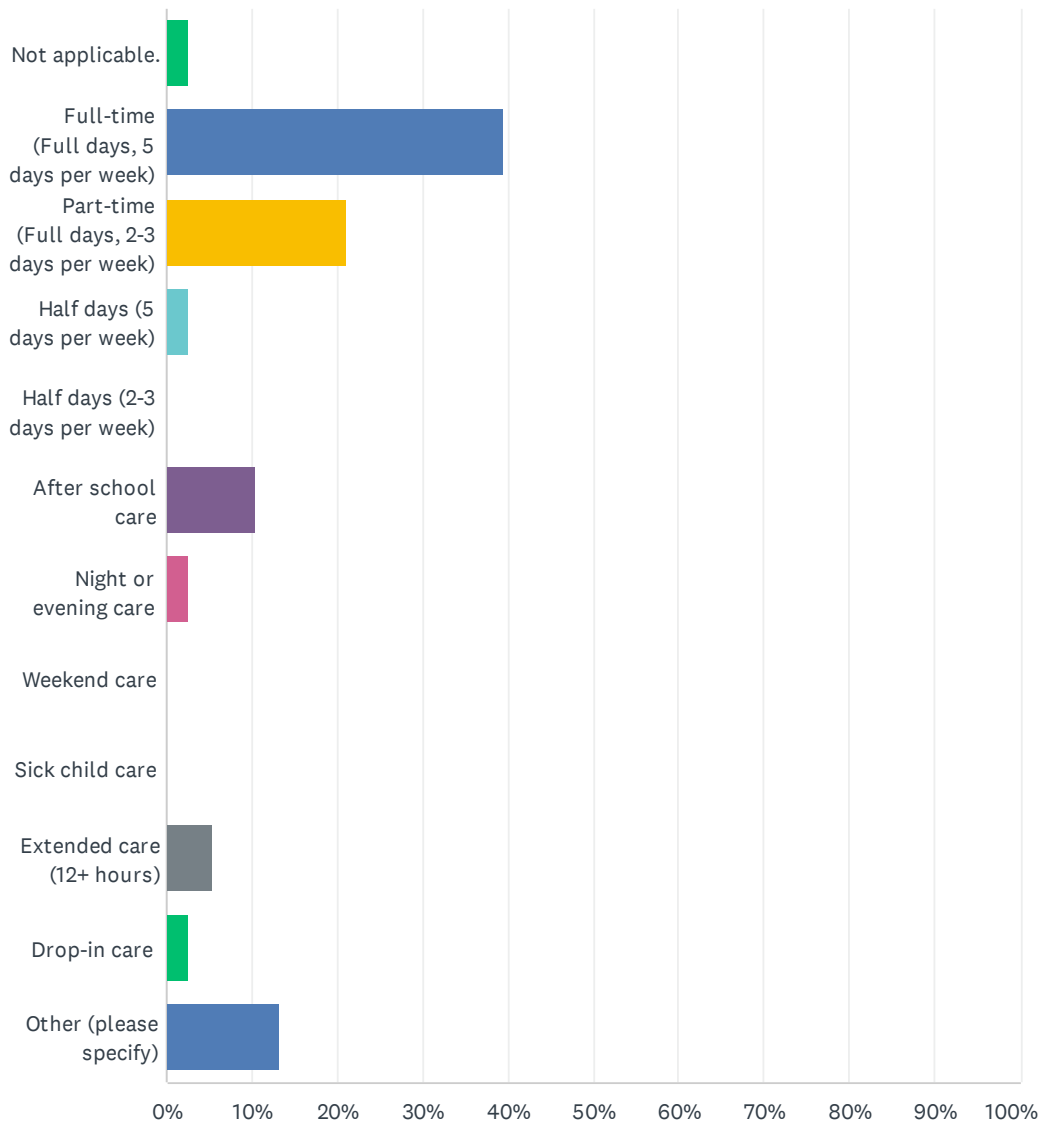
Answered: 132 Skipped: 48



ANSWER CHOICES	RESPONSES	
Yes	70.45%	93
No	29.55%	39
TOTAL		132

Q11 What schedule or frequency of care would meet your needs?

Answered: 38 Skipped: 142

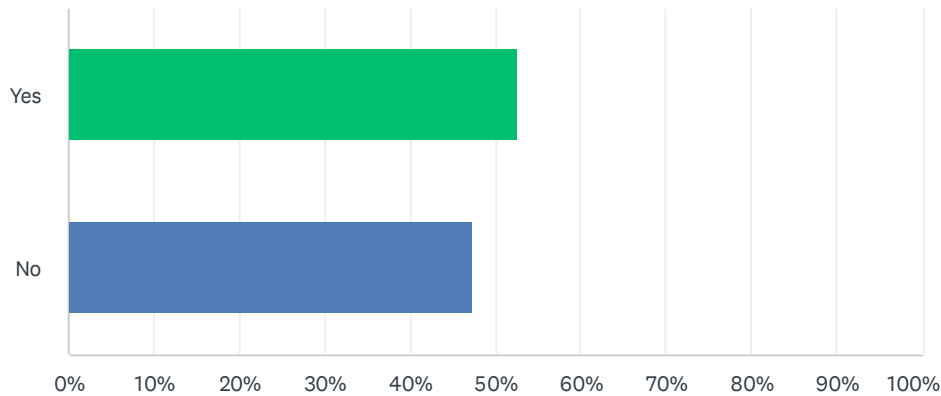


ANSWER CHOICES	RESPONSES	
Not applicable.	2.63%	1
Full-time (Full days, 5 days per week)	39.47%	15
Part-time (Full days, 2-3 days per week)	21.05%	8
Half days (5 days per week)	2.63%	1
Half days (2-3 days per week)	0.00%	0
After school care	10.53%	4
Night or evening care	2.63%	1
Weekend care	0.00%	0
Sick child care	0.00%	0
Extended care (12+ hours)	5.26%	2
Drop-in care	2.63%	1
Other (please specify)	13.16%	5
TOTAL		38

#	OTHER (PLEASE SPECIFY)	DATE
1	Rotating days for healthcare staff	10/21/2024 12:11 PM
2	Undecided	9/6/2024 4:49 PM
3	A mix of extended (evening) care, weekends, and part time with full days	8/22/2024 10:13 PM
4	After school 5 days/week	8/22/2024 7:13 PM
5	A non-school days and after school on various days depending my schedule	8/22/2024 6:42 PM

Q12 Do you have additional children, middle school age or younger, in your household?

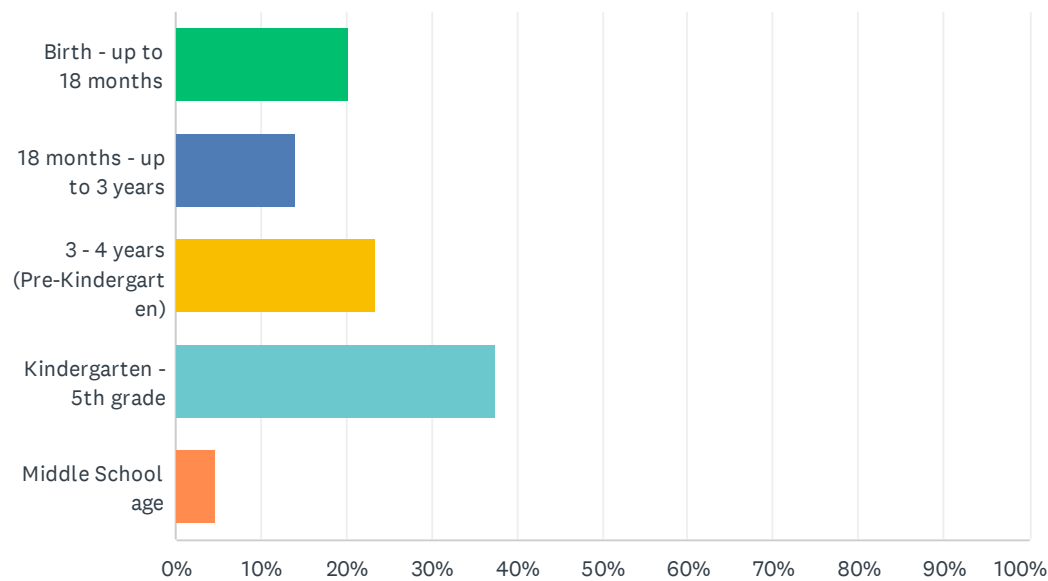
Answered: 131 Skipped: 49



ANSWER CHOICES		RESPONSES	
Yes		52.67%	69
No		47.33%	62
TOTAL			131

Q13 How old is Child #2?

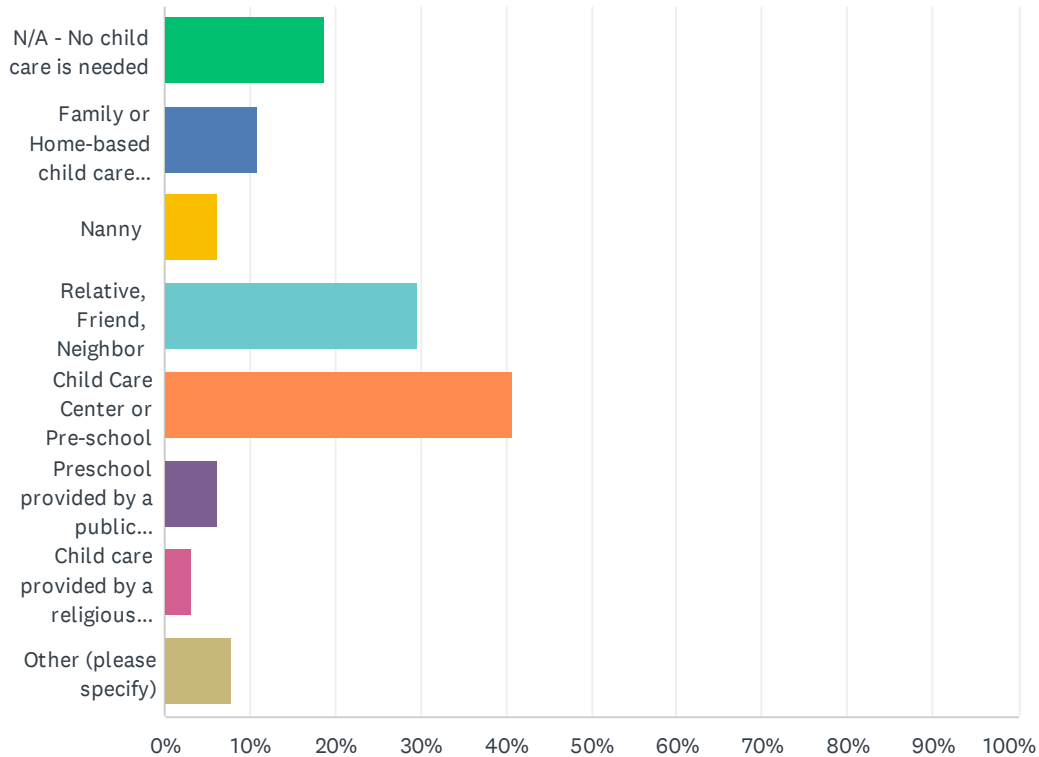
Answered: 64 Skipped: 116



ANSWER CHOICES	RESPONSES	
Birth - up to 18 months	20.31%	13
18 months - up to 3 years	14.06%	9
3 - 4 years (Pre-Kindergarten)	23.44%	15
Kindergarten - 5th grade	37.50%	24
Middle School age	4.69%	3
TOTAL		64

Q14 What type of care setting are you currently utilizing for this child when a parent is not available? (check multiple boxes as appropriate)

Answered: 64 Skipped: 116



ANSWER CHOICES	RESPONSES	
N/A - No child care is needed	18.75%	12
Family or Home-based child care program	10.94%	7
Nanny	6.25%	4
Relative, Friend, Neighbor	29.69%	19
Child Care Center or Pre-school	40.63%	26
Preschool provided by a public elementary/primary school	6.25%	4
Child care provided by a religious institution/church	3.13%	2
Other (please specify)	7.81%	5
Total Respondents: 64		

#	OTHER (PLEASE SPECIFY)	DATE
1	Afterschool program	10/22/2024 4:47 PM
2	Club K	10/21/2024 2:38 PM
3	Aftercare - Club K	10/21/2024 10:32 AM

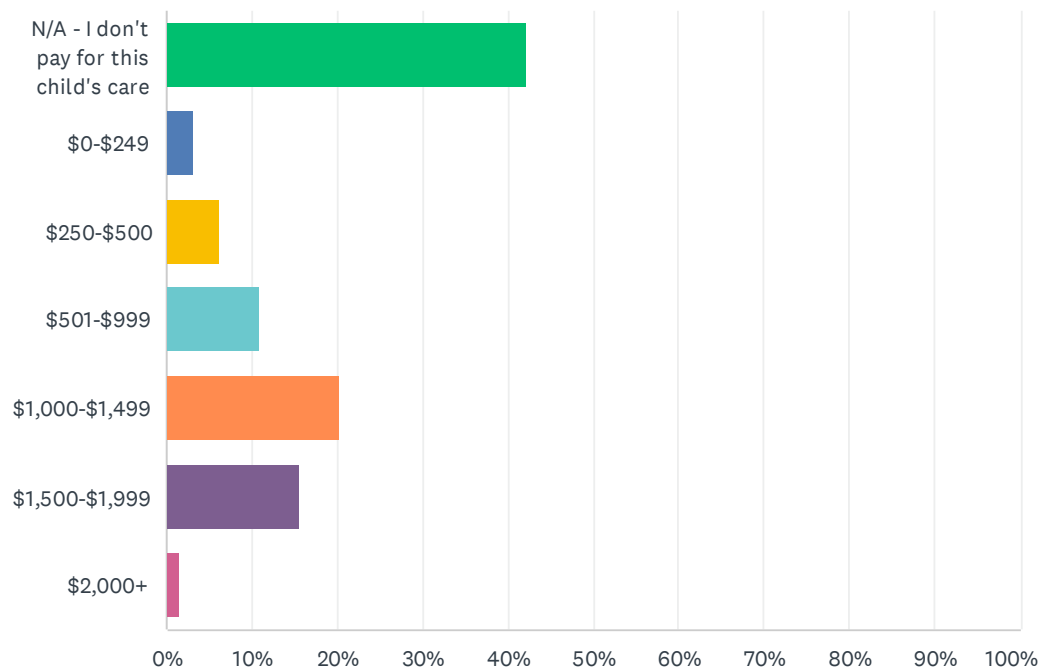
2024 Childcare Survey for Families

Item A.

4	Piecing together summer camps week by week	10/2/2024 7:24 AM
5	The other parents is forced to take a day off work	9/12/2024 5:48 PM

Q15 If you pay for child care services, how much do you pay monthly for this child's care?

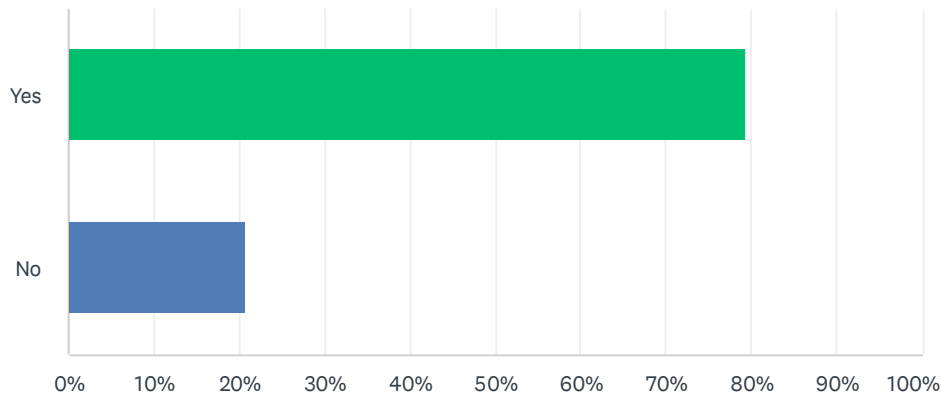
Answered: 64 Skipped: 116



ANSWER CHOICES	RESPONSES	
N/A - I don't pay for this child's care	42.19%	27
\$0-\$249	3.13%	2
\$250-\$500	6.25%	4
\$501-\$999	10.94%	7
\$1,000-\$1,499	20.31%	13
\$1,500-\$1,999	15.63%	10
\$2,000+	1.56%	1
TOTAL		64

Q16 Does your current type of care setting for this child meet your family's needs?

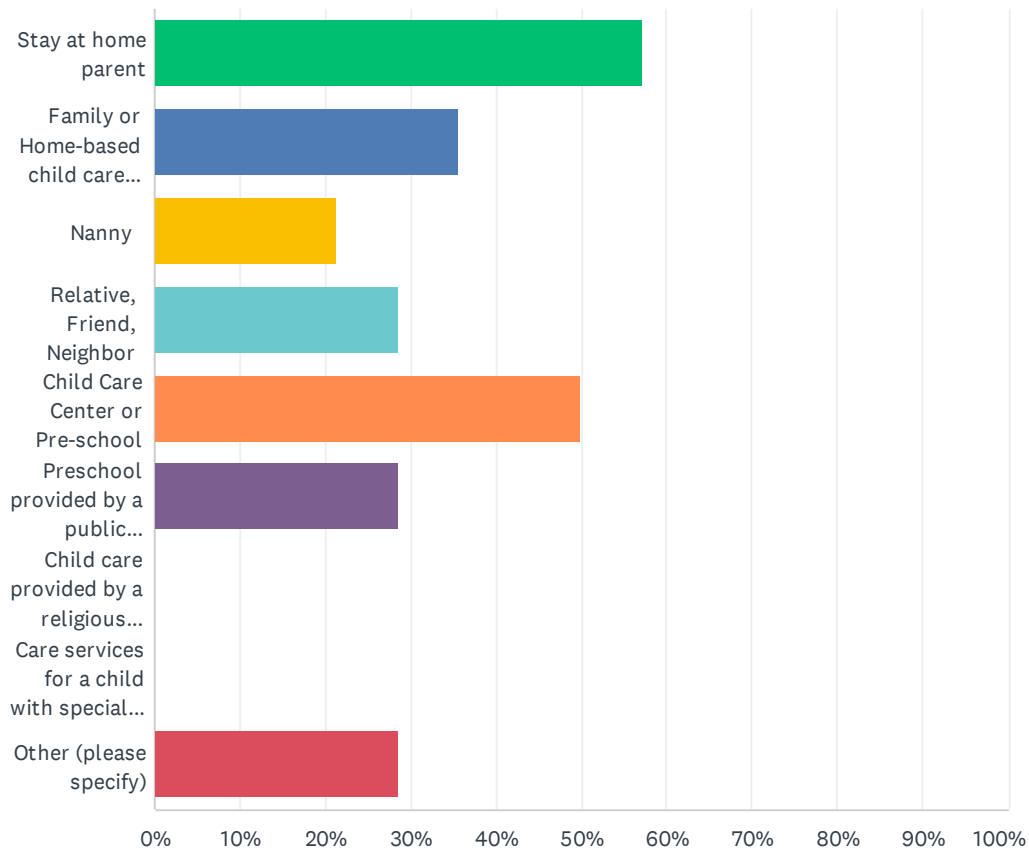
Answered: 63 Skipped: 117



ANSWER CHOICES	RESPONSES	
Yes	79.37%	50
No	20.63%	13
TOTAL		63

Q17 What type of child care setting would meet your needs?

Answered: 14 Skipped: 166



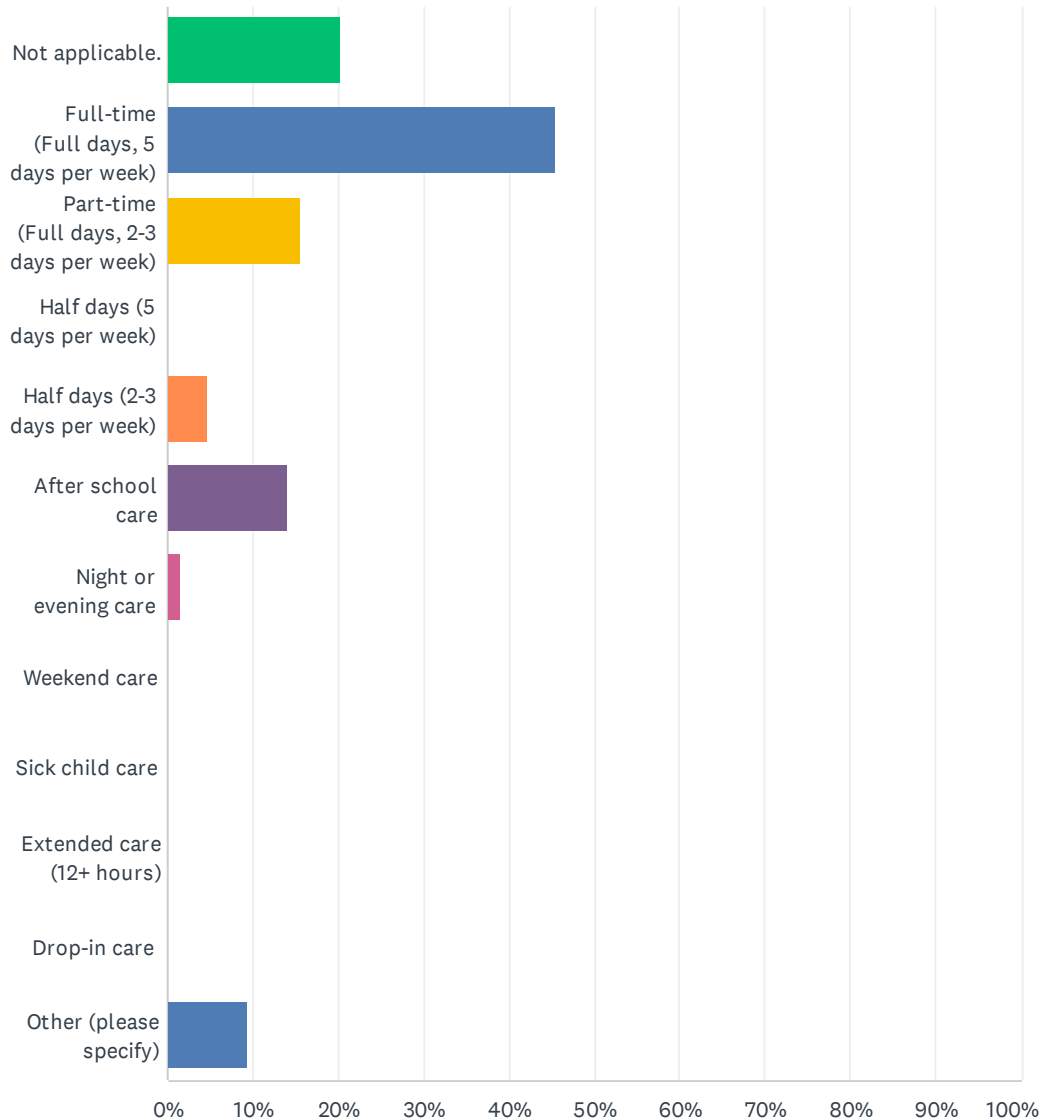
ANSWER CHOICES	RESPONSES	
Stay at home parent	57.14%	8
Family or Home-based child care program	35.71%	5
Nanny	21.43%	3
Relative, Friend, Neighbor	28.57%	4
Child Care Center or Pre-school	50.00%	7
Preschool provided by a public elementary/primary school	28.57%	4
Child care provided by a religious institution/church	0.00%	0
Care services for a child with special needs	0.00%	0
Other (please specify)	28.57%	4
Total Respondents: 14		

#	OTHER (PLEASE SPECIFY)	DATE
1	Afterschool service that splits the older primary school kids away from the	10/21/2024 10:35 AM

	kindergarteners/younger elementary school kids	
2	More affordable after school options	10/2/2024 8:26 AM
3	Not sure - would love to have after school program at the school location that is high quality and affordable	10/1/2024 6:27 PM
4	On non-school days and after school on various days	8/22/2024 6:43 PM

Q18 What schedule or frequency of care are you currently utilizing for this child?

Answered: 64 Skipped: 116

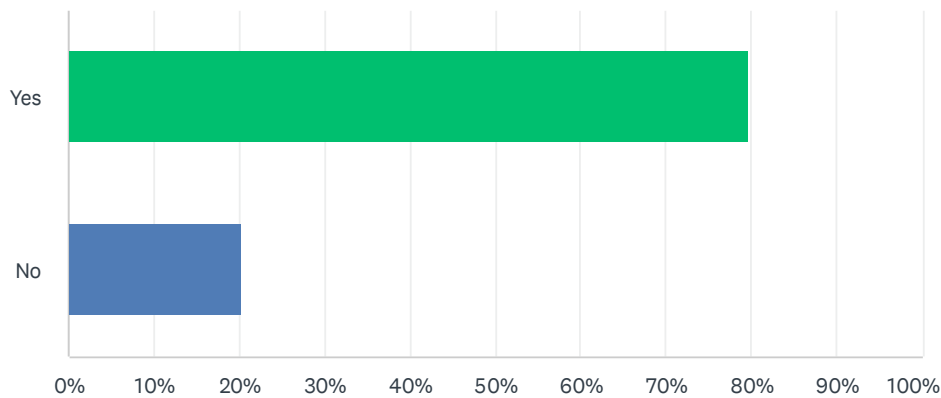


ANSWER CHOICES	RESPONSES	
Not applicable.	20.31%	13
Full-time (Full days, 5 days per week)	45.31%	29
Part-time (Full days, 2-3 days per week)	15.63%	10
Half days (5 days per week)	0.00%	0
Half days (2-3 days per week)	4.69%	3
After school care	14.06%	9
Night or evening care	1.56%	1
Weekend care	0.00%	0
Sick child care	0.00%	0
Extended care (12+ hours)	0.00%	0
Drop-in care	0.00%	0
Other (please specify)	9.38%	6
Total Respondents: 64		

#	OTHER (PLEASE SPECIFY)	DATE
1	Occasional appointments	10/18/2024 12:26 PM
2	Summer program 7-3	10/2/2024 7:24 AM
3	Non school days (there end up being several per month)	10/1/2024 6:27 PM
4	This question came after asking for second child. Not sure if is combine with other child	9/12/2024 5:51 PM
5	4 days/week	9/6/2024 9:49 PM
6	Non-school days and after school and various state	8/22/2024 6:44 PM

Q19 Does your current child care schedule or frequency meet your family's needs?

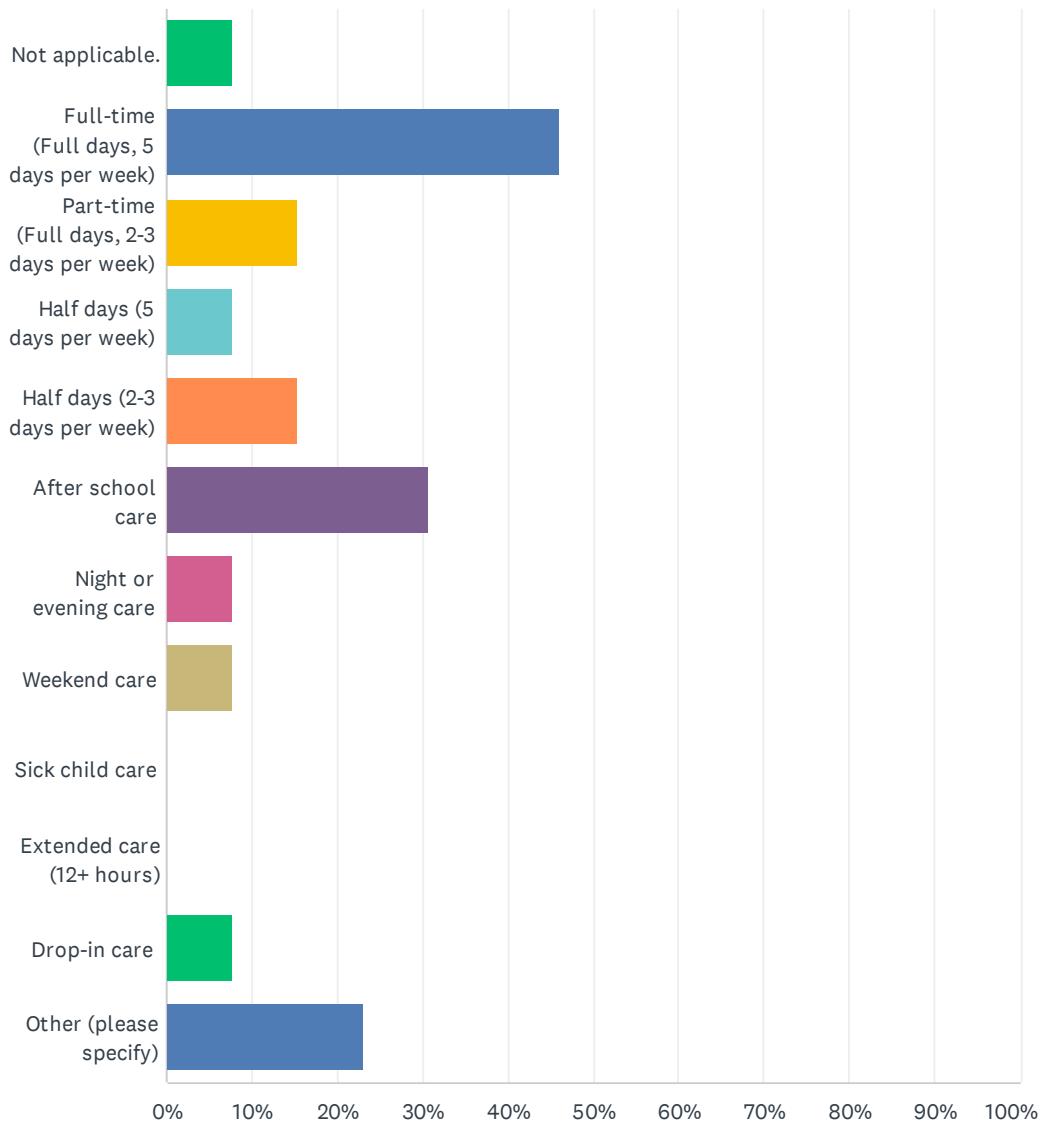
Answered: 64 Skipped: 116



ANSWER CHOICES	RESPONSES	
Yes	79.69%	51
No	20.31%	13
TOTAL		64

Q20 What schedule or frequency of care would meet your needs?

Answered: 13 Skipped: 167

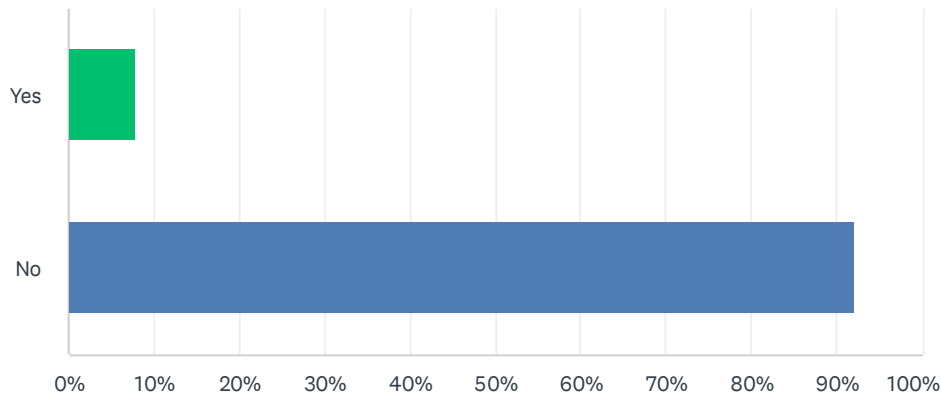


ANSWER CHOICES	RESPONSES	
Not applicable.	7.69%	1
Full-time (Full days, 5 days per week)	46.15%	6
Part-time (Full days, 2-3 days per week)	15.38%	2
Half days (5 days per week)	7.69%	1
Half days (2-3 days per week)	15.38%	2
After school care	30.77%	4
Night or evening care	7.69%	1
Weekend care	7.69%	1
Sick child care	0.00%	0
Extended care (12+ hours)	0.00%	0
Drop-in care	7.69%	1
Other (please specify)	23.08%	3
Total Respondents: 13		

#	OTHER (PLEASE SPECIFY)	DATE
1	Summer program 7-3	10/2/2024 7:25 AM
2	Current after school care takes several of the holidays and school breaks off, which my spouse and I don't get off work, so have to try to take PTO or get friends or family to help but they work too so it is hard	10/1/2024 6:29 PM
3	Non-school days and after school on various days	8/22/2024 6:44 PM

Q21 Do you have additional children, middle school age or younger, in your household?

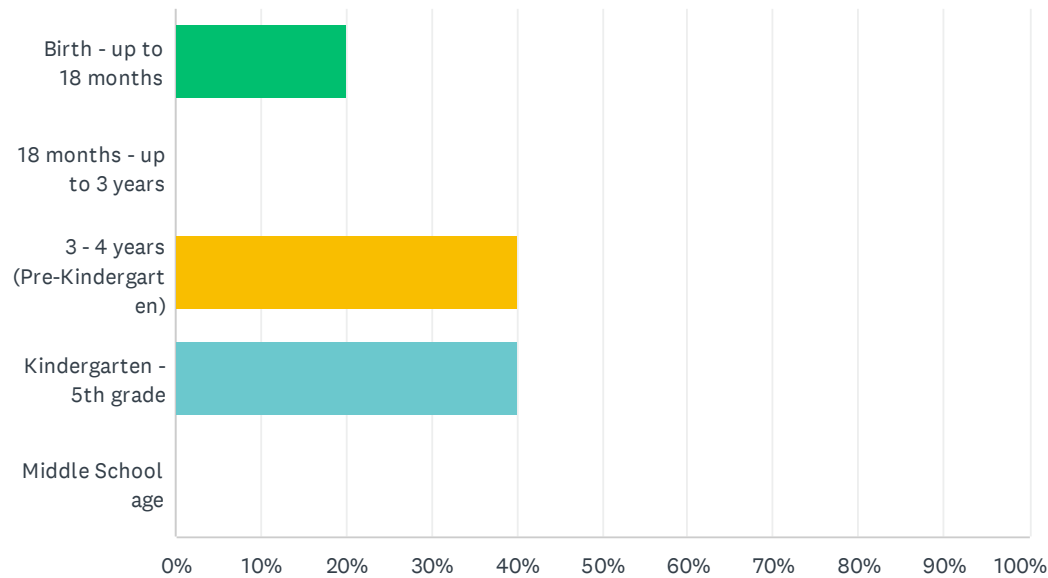
Answered: 63 Skipped: 117



ANSWER CHOICES		RESPONSES	
Yes		7.94%	5
No		92.06%	58
TOTAL			63

Q22 How old is Child #3?

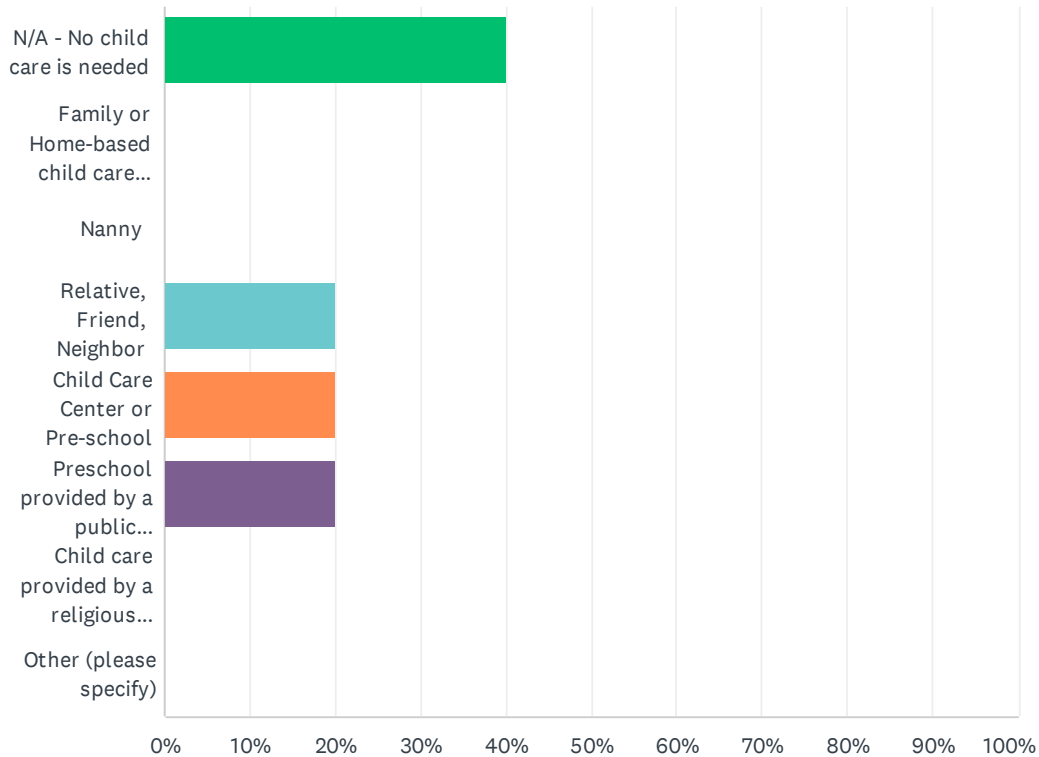
Answered: 5 Skipped: 175



ANSWER CHOICES	RESPONSES	
Birth - up to 18 months	20.00%	1
18 months - up to 3 years	0.00%	0
3 - 4 years (Pre-Kindergarten)	40.00%	2
Kindergarten - 5th grade	40.00%	2
Middle School age	0.00%	0
TOTAL		5

Q23 What type of care setting are you currently utilizing for this child when a parent is not available? (check multiple boxes as appropriate)

Answered: 5 Skipped: 175

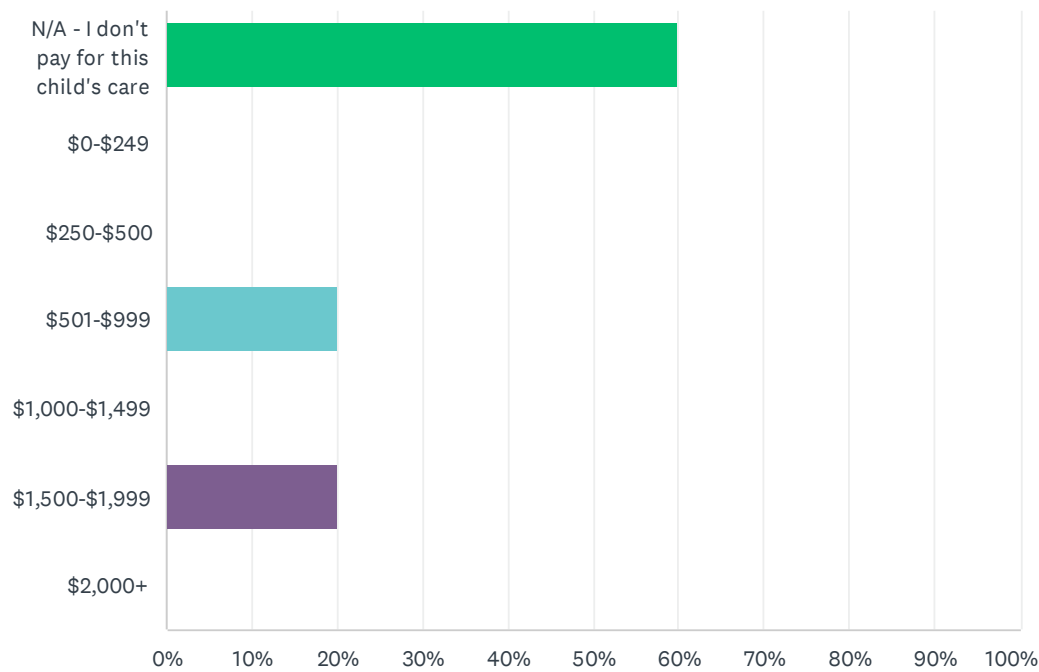


ANSWER CHOICES	RESPONSES	
N/A - No child care is needed	40.00%	2
Family or Home-based child care program	0.00%	0
Nanny	0.00%	0
Relative, Friend, Neighbor	20.00%	1
Child Care Center or Pre-school	20.00%	1
Preschool provided by a public elementary/primary school	20.00%	1
Child care provided by a religious institution/church	0.00%	0
Other (please specify)	0.00%	0
Total Respondents: 5		

#	OTHER (PLEASE SPECIFY)	DATE
	There are no responses.	

Q24 If you pay for child care services, how much do you pay monthly for this child's care?

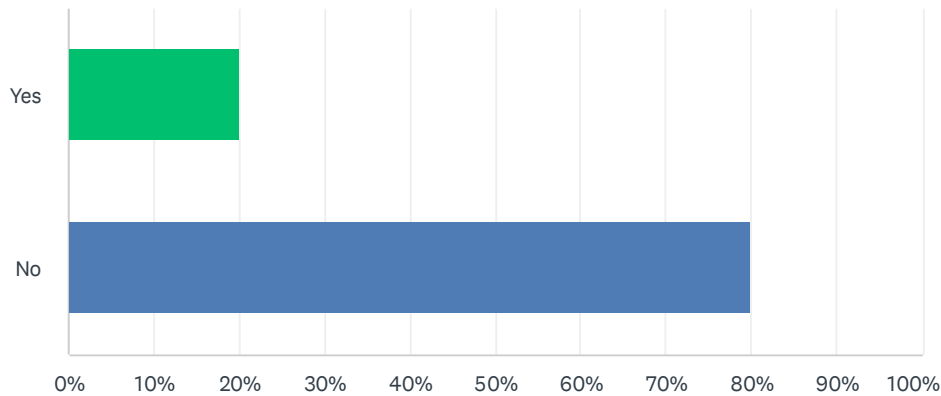
Answered: 5 Skipped: 175



ANSWER CHOICES	RESPONSES	
N/A - I don't pay for this child's care	60.00%	3
\$0-\$249	0.00%	0
\$250-\$500	0.00%	0
\$501-\$999	20.00%	1
\$1,000-\$1,499	0.00%	0
\$1,500-\$1,999	20.00%	1
\$2,000+	0.00%	0
TOTAL		5

Q25 Does your current type of care setting for this child meet your family's needs?

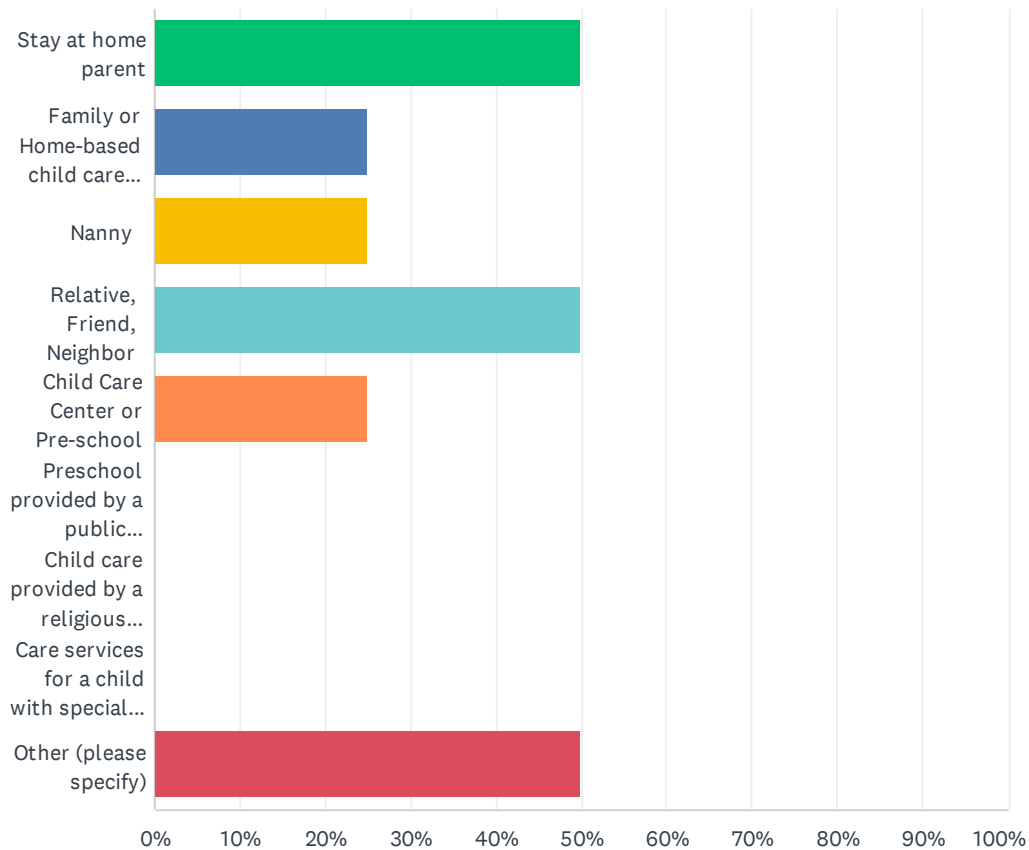
Answered: 5 Skipped: 175



ANSWER CHOICES	RESPONSES	
Yes	20.00%	1
No	80.00%	4
TOTAL		5

Q26 What type of child care setting would meet your needs?

Answered: 4 Skipped: 176



ANSWER CHOICES	RESPONSES	
Stay at home parent	50.00%	2
Family or Home-based child care program	25.00%	1
Nanny	25.00%	1
Relative, Friend, Neighbor	50.00%	2
Child Care Center or Pre-school	25.00%	1
Preschool provided by a public elementary/primary school	0.00%	0
Child care provided by a religious institution/church	0.00%	0
Care services for a child with special needs	0.00%	0
Other (please specify)	50.00%	2
Total Respondents: 4		

#	OTHER (PLEASE SPECIFY)	DATE
1	closer to home child center	10/23/2024 11:05 AM

2

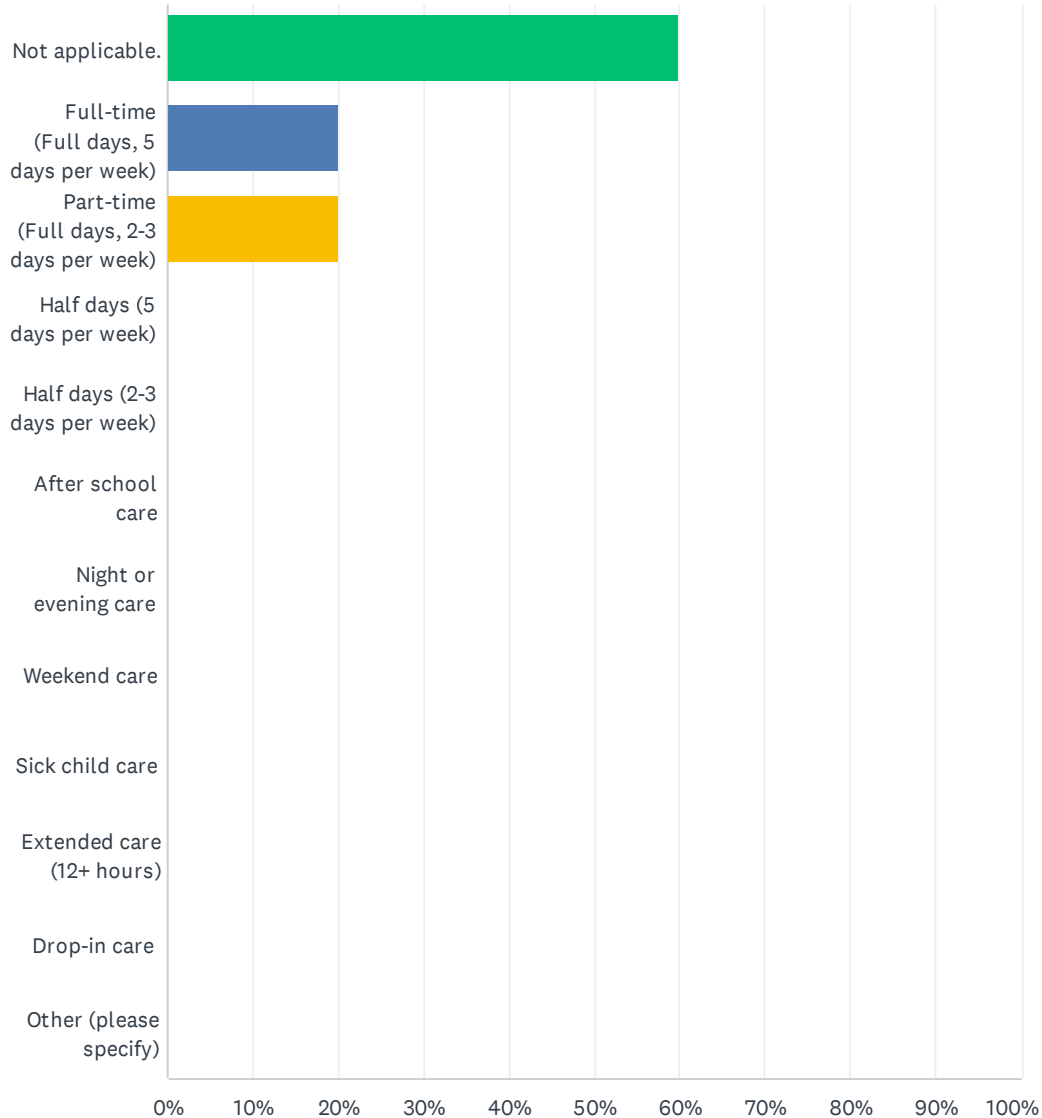
Would benefit from drop in care availability

10/18/2024 12:27 PM

Item A.

Q27 What schedule or frequency of care are you currently utilizing for this child?

Answered: 5 Skipped: 175

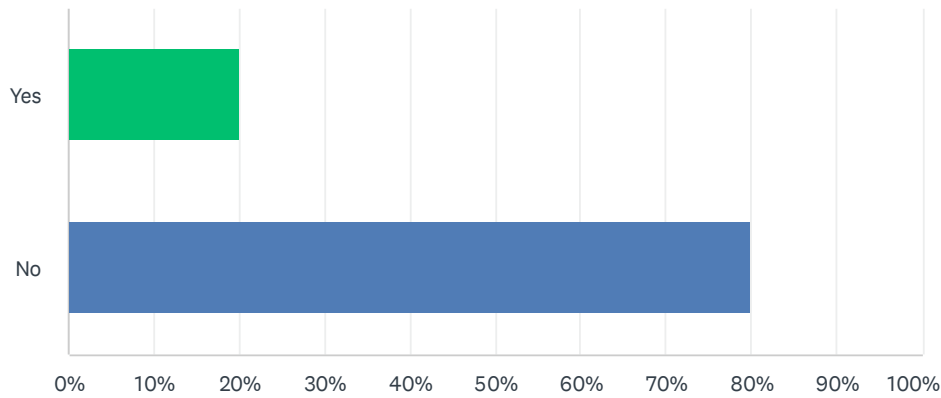


ANSWER CHOICES	RESPONSES	
Not applicable.	60.00%	3
Full-time (Full days, 5 days per week)	20.00%	1
Part-time (Full days, 2-3 days per week)	20.00%	1
Half days (5 days per week)	0.00%	0
Half days (2-3 days per week)	0.00%	0
After school care	0.00%	0
Night or evening care	0.00%	0
Weekend care	0.00%	0
Sick child care	0.00%	0
Extended care (12+ hours)	0.00%	0
Drop-in care	0.00%	0
Other (please specify)	0.00%	0
Total Respondents: 5		

#	OTHER (PLEASE SPECIFY)	DATE
	There are no responses.	

Q28 Does your current child care schedule or frequency meet your family's needs?

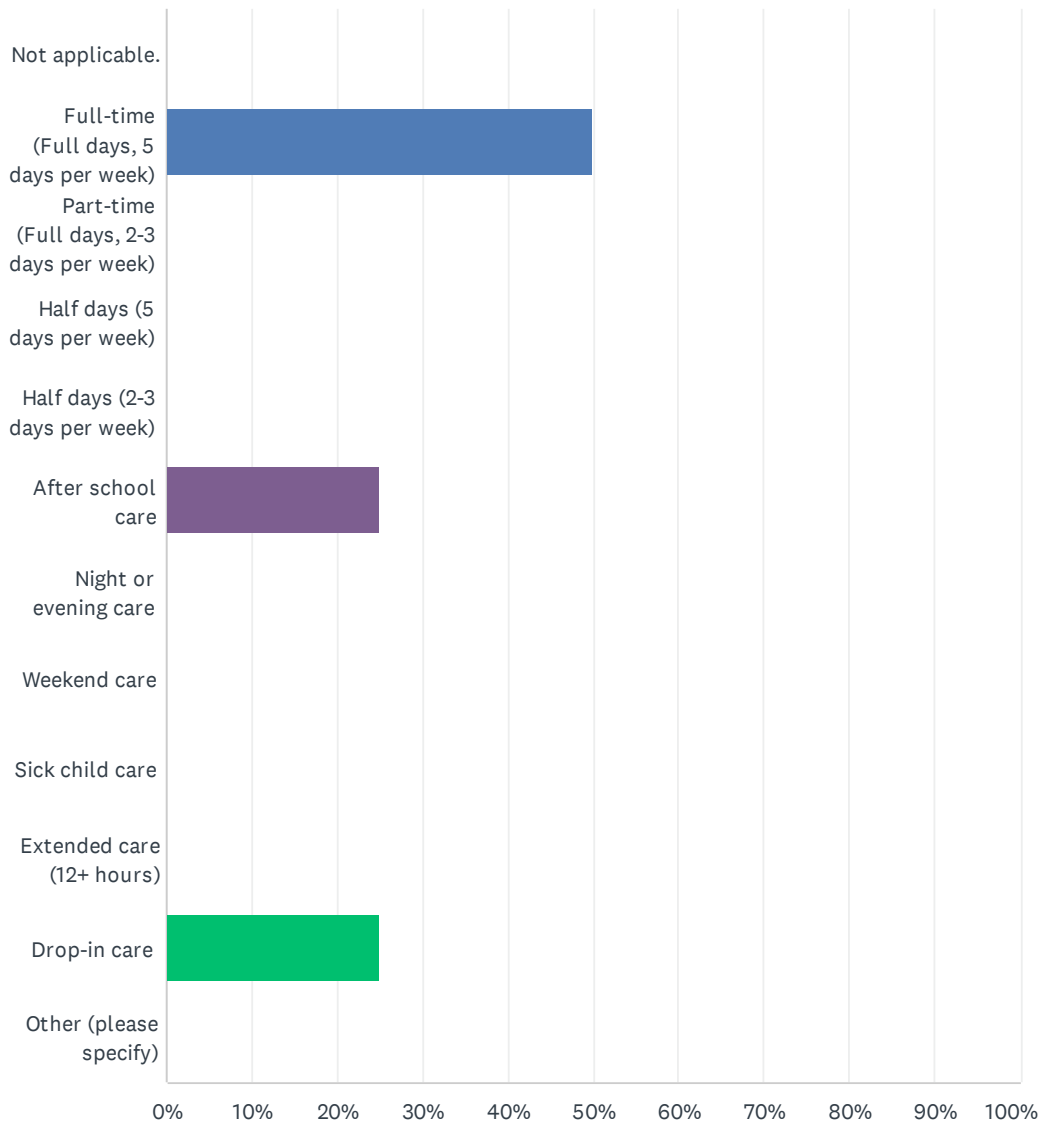
Answered: 5 Skipped: 175



ANSWER CHOICES	RESPONSES	
Yes	20.00%	1
No	80.00%	4
TOTAL		5

Q29 What schedule or frequency of care would meet your needs?

Answered: 4 Skipped: 176



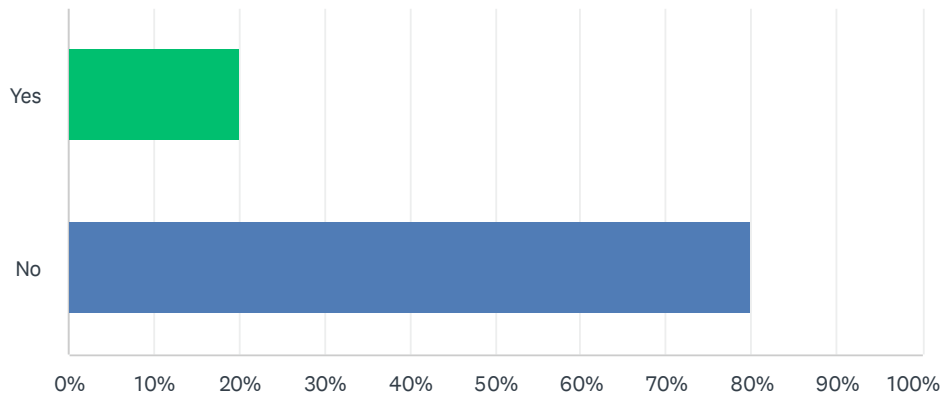
Item A.

ANSWER CHOICES	RESPONSES	
Not applicable.	0.00%	0
Full-time (Full days, 5 days per week)	50.00%	2
Part-time (Full days, 2-3 days per week)	0.00%	0
Half days (5 days per week)	0.00%	0
Half days (2-3 days per week)	0.00%	0
After school care	25.00%	1
Night or evening care	0.00%	0
Weekend care	0.00%	0
Sick child care	0.00%	0
Extended care (12+ hours)	0.00%	0
Drop-in care	25.00%	1
Other (please specify)	0.00%	0
Total Respondents: 4		

#	OTHER (PLEASE SPECIFY)	DATE
	There are no responses.	

Q30 Do you have additional children, middle school age or younger, in your household?

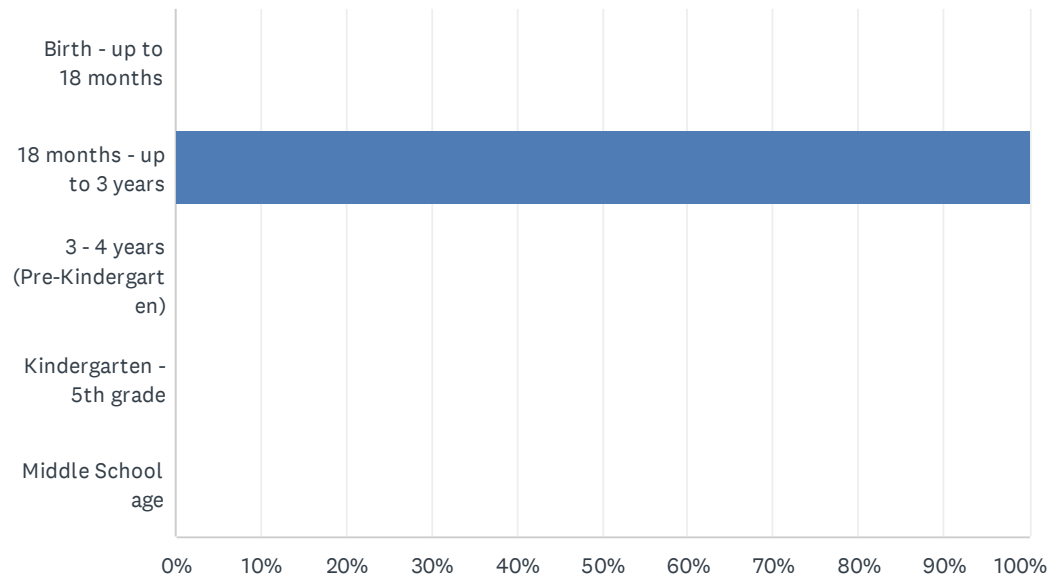
Answered: 5 Skipped: 175



ANSWER CHOICES	RESPONSES	
Yes	20.00%	1
No	80.00%	4
TOTAL		5

Q31 How old is Child #4?

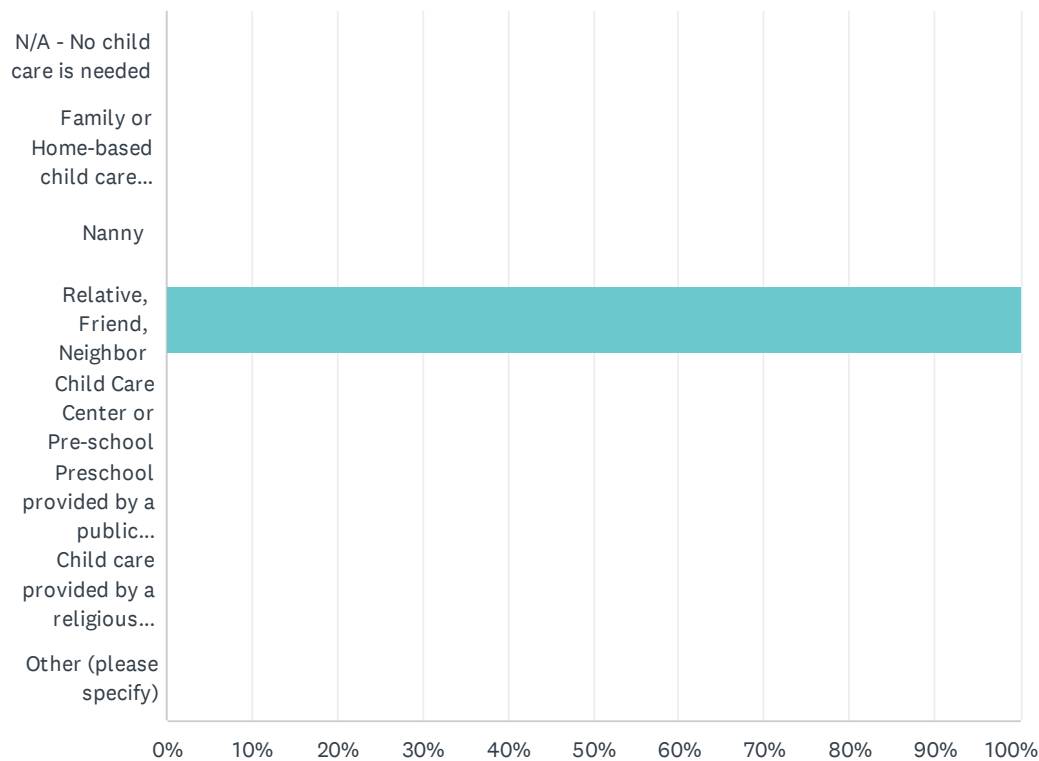
Answered: 1 Skipped: 179



ANSWER CHOICES	RESPONSES	
Birth - up to 18 months	0.00%	0
18 months - up to 3 years	100.00%	1
3 - 4 years (Pre-Kindergarten)	0.00%	0
Kindergarten - 5th grade	0.00%	0
Middle School age	0.00%	0
TOTAL		1

Q32 What type of care setting are you currently utilizing for this child when a parent is not available? (check multiple boxes as appropriate)

Answered: 1 Skipped: 179

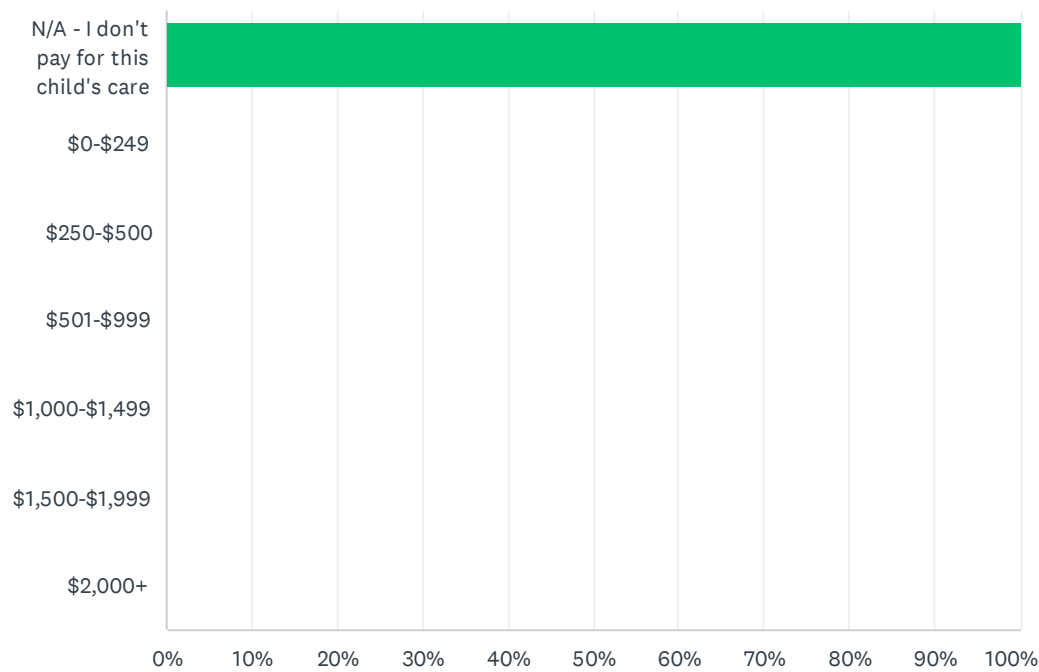


ANSWER CHOICES		RESPONSES	
N/A - No child care is needed		0.00%	0
Family or Home-based child care program		0.00%	0
Nanny		0.00%	0
Relative, Friend, Neighbor		100.00%	1
Child Care Center or Pre-school		0.00%	0
Preschool provided by a public elementary/primary school		0.00%	0
Child care provided by a religious institution/church		0.00%	0
Other (please specify)		0.00%	0
Total Respondents: 1			

#	OTHER (PLEASE SPECIFY)	DATE
	There are no responses.	

Q33 If you pay for child care services, how much do you pay monthly for this child's care?

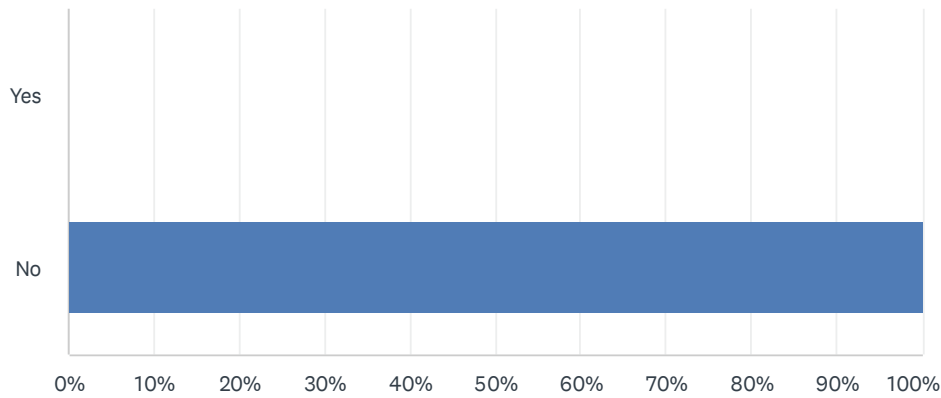
Answered: 1 Skipped: 179



ANSWER CHOICES	RESPONSES	
N/A - I don't pay for this child's care	100.00%	1
\$0-\$249	0.00%	0
\$250-\$500	0.00%	0
\$501-\$999	0.00%	0
\$1,000-\$1,499	0.00%	0
\$1,500-\$1,999	0.00%	0
\$2,000+	0.00%	0
TOTAL		1

Q34 Does your current type of care setting for this child meet your family's needs?

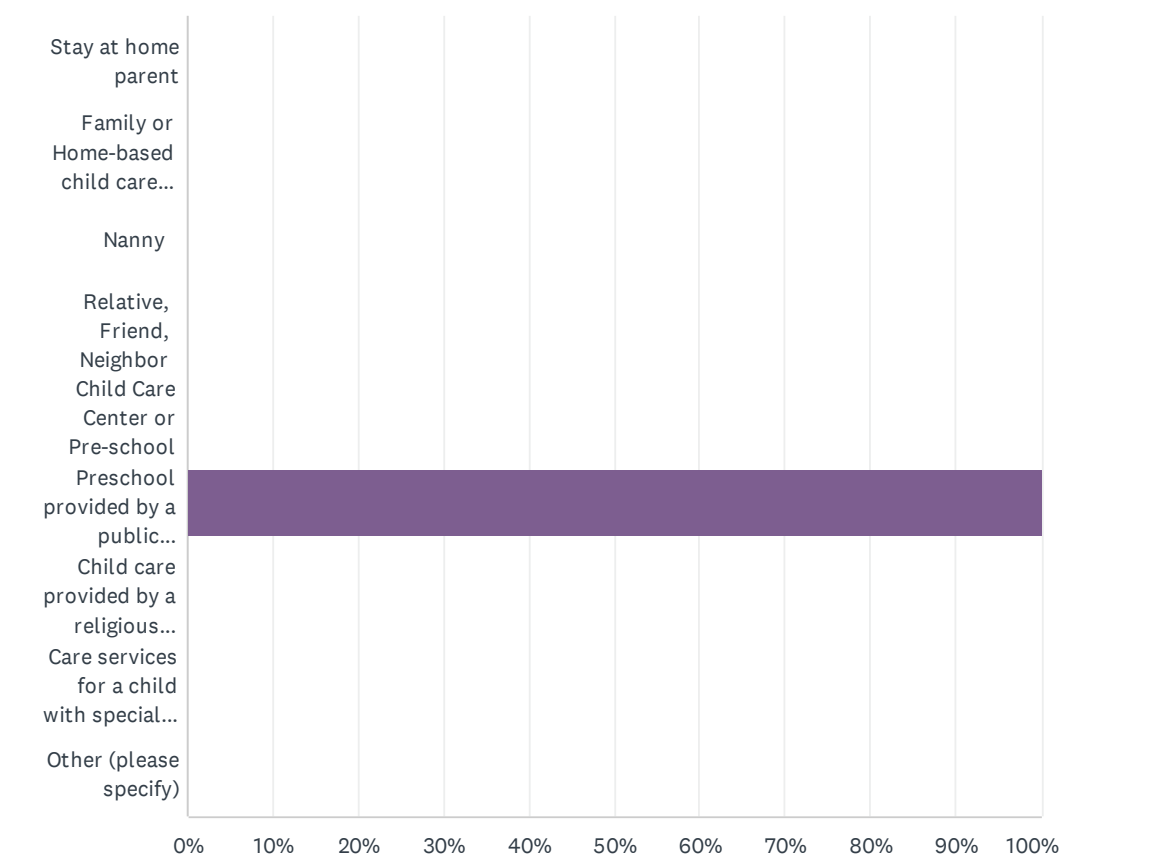
Answered: 1 Skipped: 179



ANSWER CHOICES		RESPONSES	
Yes		0.00%	0
No		100.00%	1
TOTAL			1

Q35 What type of child care setting would meet your needs?

Answered: 1 Skipped: 179

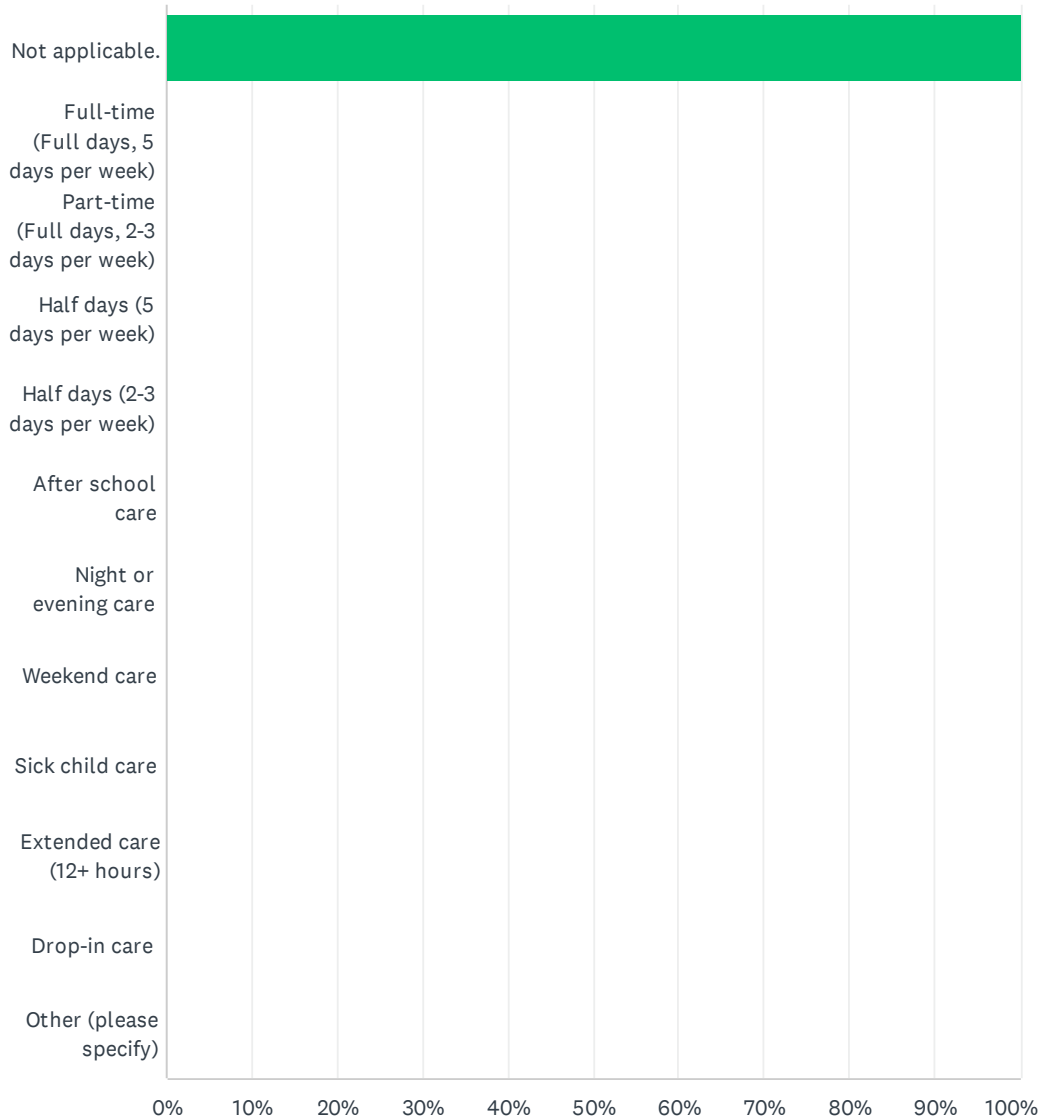


ANSWER CHOICES		RESPONSES	
Stay at home parent		0.00%	0
Family or Home-based child care program		0.00%	0
Nanny		0.00%	0
Relative, Friend, Neighbor		0.00%	0
Child Care Center or Pre-school		0.00%	0
Preschool provided by a public elementary/primary school		100.00%	1
Child care provided by a religious institution/church		0.00%	0
Care services for a child with special needs		0.00%	0
Other (please specify)		0.00%	0
Total Respondents: 1			

#	OTHER (PLEASE SPECIFY)	DATE
There are no responses.		

Q36 What schedule or frequency of care are you currently utilizing for this child?

Answered: 1 Skipped: 179

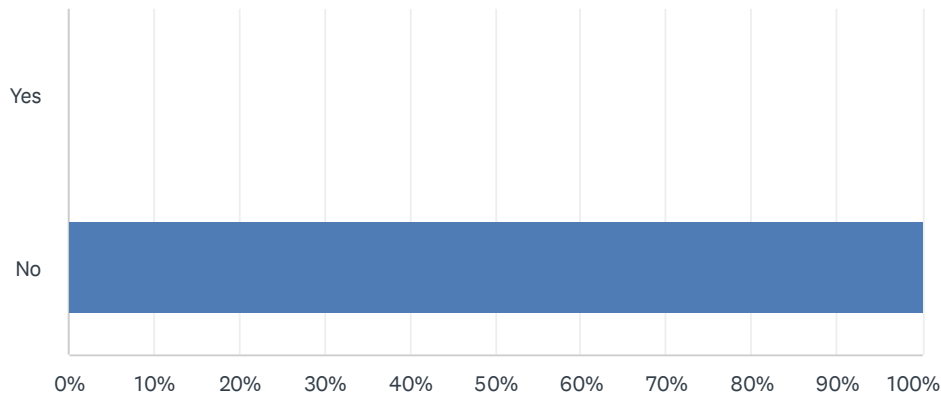


ANSWER CHOICES	RESPONSES	
Not applicable.	100.00%	1
Full-time (Full days, 5 days per week)	0.00%	0
Part-time (Full days, 2-3 days per week)	0.00%	0
Half days (5 days per week)	0.00%	0
Half days (2-3 days per week)	0.00%	0
After school care	0.00%	0
Night or evening care	0.00%	0
Weekend care	0.00%	0
Sick child care	0.00%	0
Extended care (12+ hours)	0.00%	0
Drop-in care	0.00%	0
Other (please specify)	0.00%	0
Total Respondents: 1		

#	OTHER (PLEASE SPECIFY)	DATE
	There are no responses.	

Q37 Does your current child care schedule or frequency meet your family's needs?

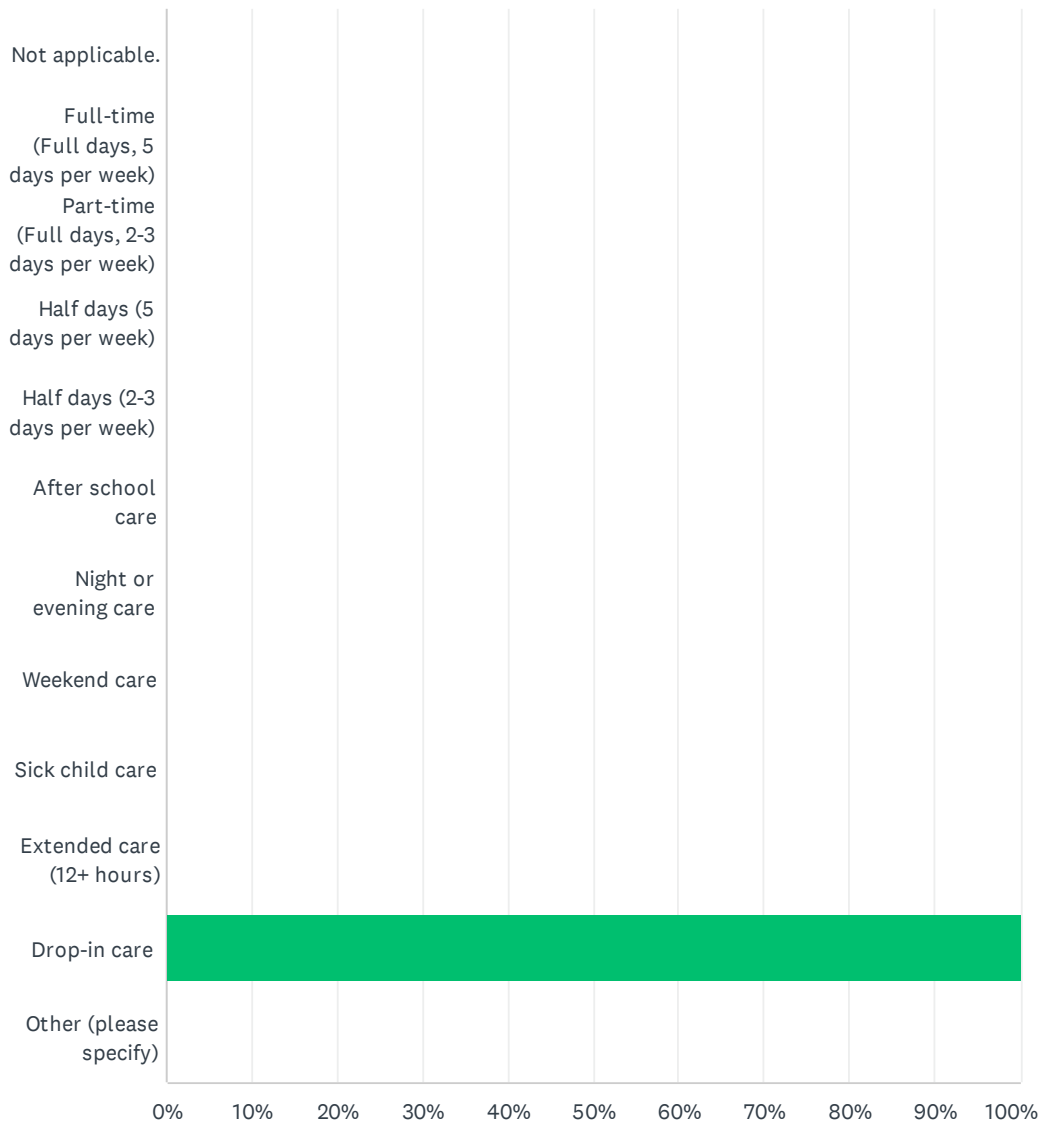
Answered: 1 Skipped: 179



ANSWER CHOICES		RESPONSES	
Yes		0.00%	0
No		100.00%	1
TOTAL			1

Q38 What schedule or frequency of care would meet your needs?

Answered: 1 Skipped: 179



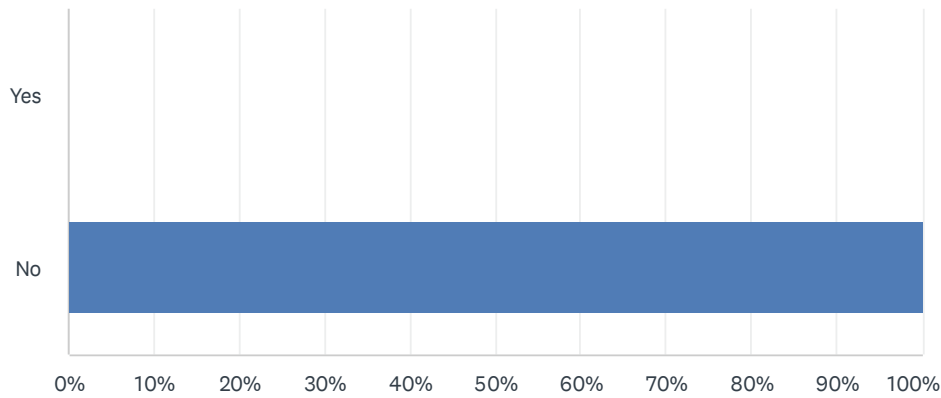
Item A.

ANSWER CHOICES	RESPONSES	
Not applicable.	0.00%	0
Full-time (Full days, 5 days per week)	0.00%	0
Part-time (Full days, 2-3 days per week)	0.00%	0
Half days (5 days per week)	0.00%	0
Half days (2-3 days per week)	0.00%	0
After school care	0.00%	0
Night or evening care	0.00%	0
Weekend care	0.00%	0
Sick child care	0.00%	0
Extended care (12+ hours)	0.00%	0
Drop-in care	100.00%	1
Other (please specify)	0.00%	0
Total Respondents: 1		

#	OTHER (PLEASE SPECIFY)	DATE
	There are no responses.	

Q39 Do you have additional children, middle school age or younger, in your household?

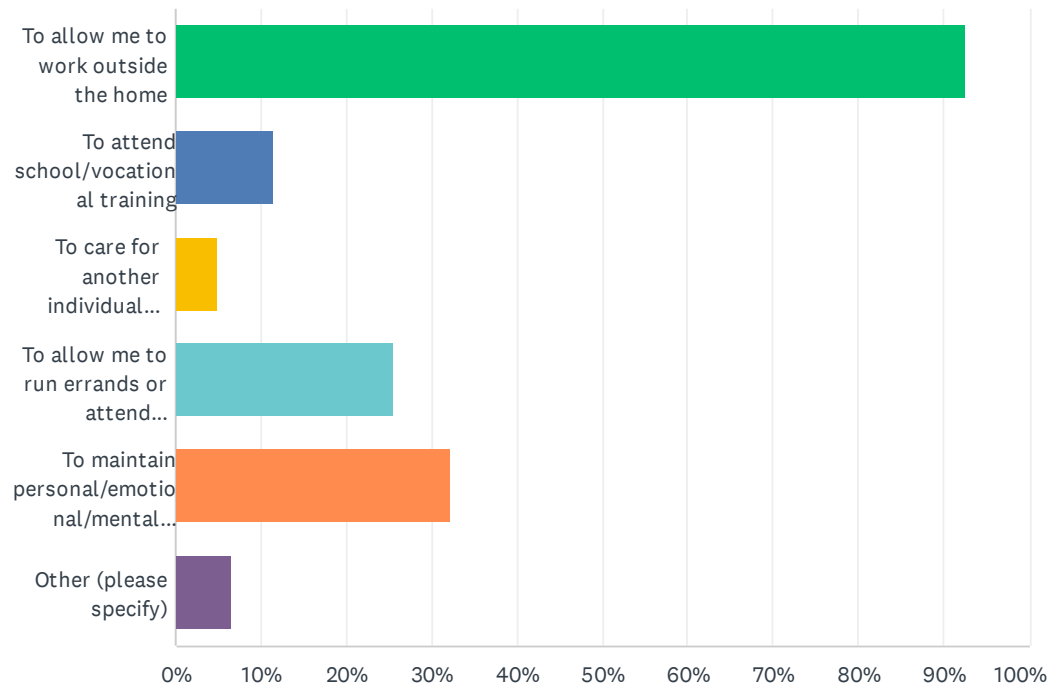
Answered: 1 Skipped: 179



ANSWER CHOICES		RESPONSES	
Yes		0.00%	0
No		100.00%	1
TOTAL			1

Q40 Why do you need child care services? (select all that apply)

Answered: 121 Skipped: 59



ANSWER CHOICES		RESPONSES	
To allow me to work outside the home		92.56%	112
To attend school/vocational training		11.57%	14
To care for another individual (relative, friend, neighbor, etc.)		4.96%	6
To allow me to run errands or attend appointments		25.62%	31
To maintain personal/emotional/mental balance		32.23%	39
Other (please specify)		6.61%	8
Total Respondents: 121			

#	OTHER (PLEASE SPECIFY)	DATE
1	Do not need	10/20/2024 7:40 AM
2	Volunteer at older children's schook	10/18/2024 12:28 PM
3	My wife would be able to do all the categories selected above	10/18/2024 4:27 AM
4	I don't	10/9/2024 8:23 AM
5	To work within the home. Just because I work from home does not mean my job is not demanding. It requires my full attention during work hours.	10/2/2024 8:28 AM
6	To allow us to work inside the home	10/2/2024 7:25 AM
7	Educate and provide enrichment for my kid. I would love for him to have preschool every day.	9/6/2024 3:48 PM

Both parents also work, but we can't afford full day care (preschool included) 5 days/week, so our 4 year old son has to entertain himself at home while one of us works at home (inefficiently). My wife can't afford to seek another job outside the home because of childcare needs (and the cost therefor)

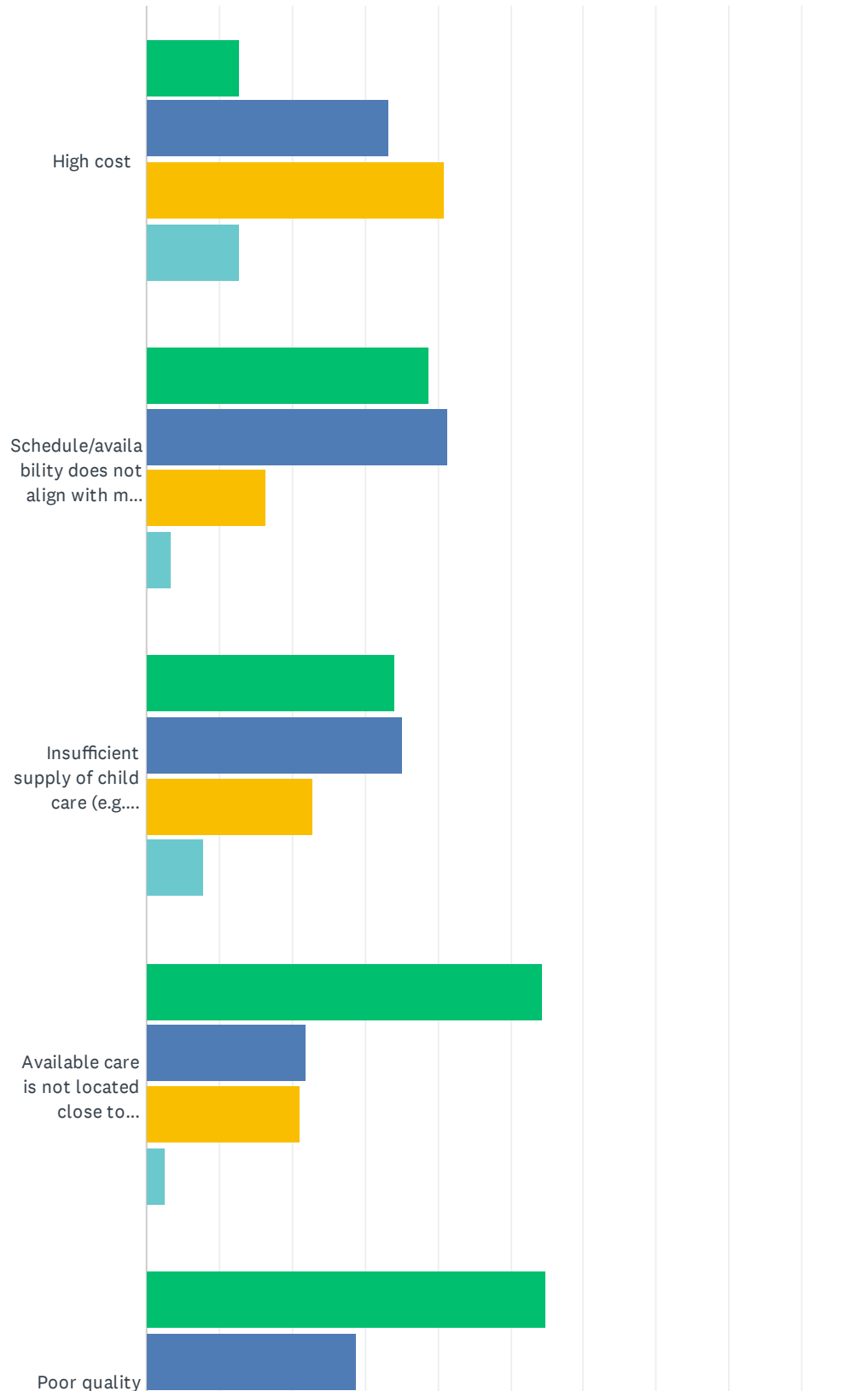
8

To allow work from home.

8/22/2024 8:16 PM

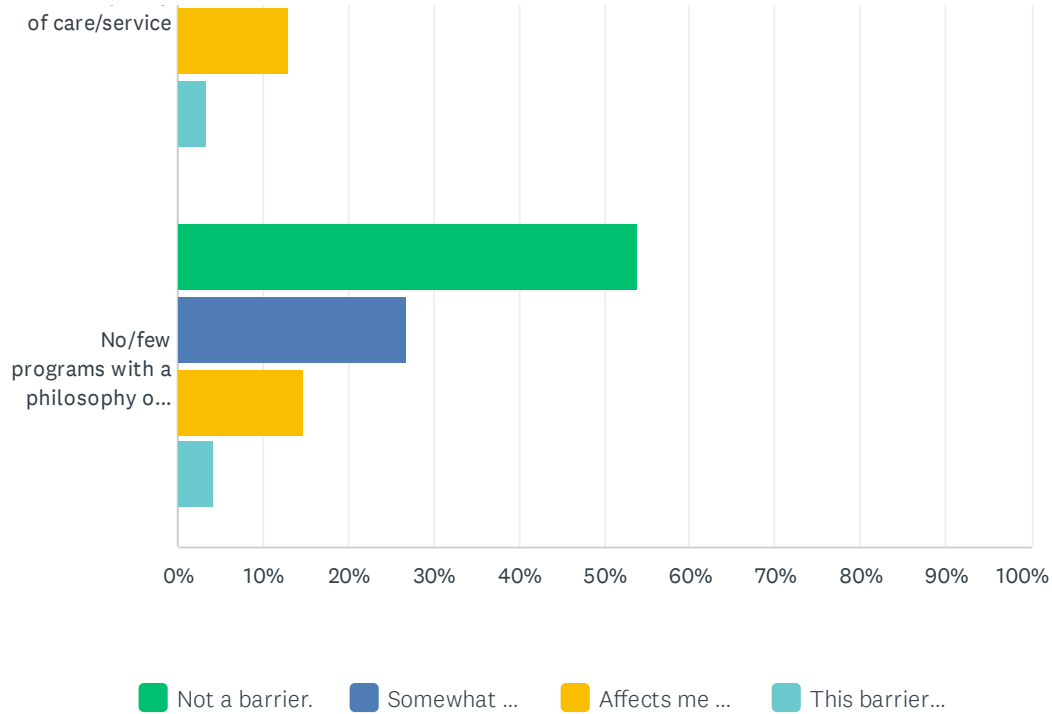
Q41 To what extent do the following barriers make it difficult for you to access child care services that meet your needs?

Answered: 117 Skipped: 63



2024 Childcare Survey for Families

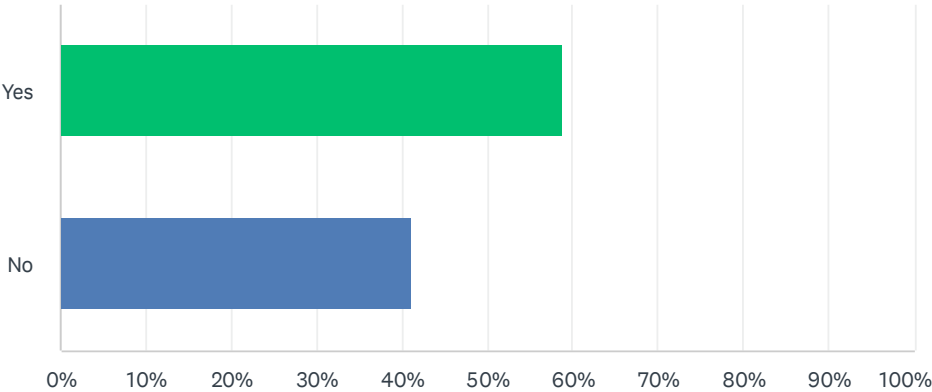
Item A.



	NOT A BARRIER.	SOMEWHAT AFFECTS ME.	AFFECTS ME SIGNIFICANTLY.	THIS BARRIER PRECLUDES ME FROM ACCESSING CHILD CARE SERVICES ENTIRELY.	TOTAL	WEIGHTED AVERAGE
High cost	12.82% 15	33.33% 39	41.03% 48	12.82% 15	117	1.54
Schedule/availability does not align with my family's needs (such as full-time, flexible weekend care, overnight, etc.)	38.79% 45	41.38% 48	16.38% 19	3.45% 4	116	0.84
Insufficient supply of child care (e.g. no/few available slots)	34.21% 39	35.09% 40	22.81% 26	7.89% 9	114	1.04
Available care is not located close to home/work	54.39% 62	21.93% 25	21.05% 24	2.63% 3	114	0.72
Poor quality of care/service	54.78% 63	28.70% 33	13.04% 15	3.48% 4	115	0.65
No/few programs with a philosophy or approach that aligns with my values or preferences (e.g. play-based, Montessori, religious, responsive to cultural or linguistic traditions)	53.91% 62	26.96% 31	14.78% 17	4.35% 5	115	0.70

Q42 Do you have a support system in place when you have emergency childcare needs?

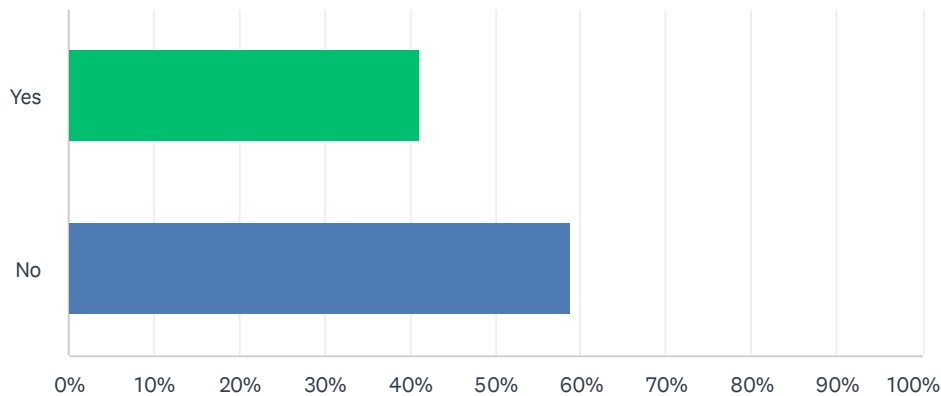
Answered: 112 Skipped: 68



ANSWER CHOICES		RESPONSES	
Yes		58.93%	66
No		41.07%	46
TOTAL			112

Q43 Have you made any major changes to the care plans for your children in the past 12 months, which were caused by circumstances beyond your control? (e.g. provider/center closed, tuition increases, etc.)

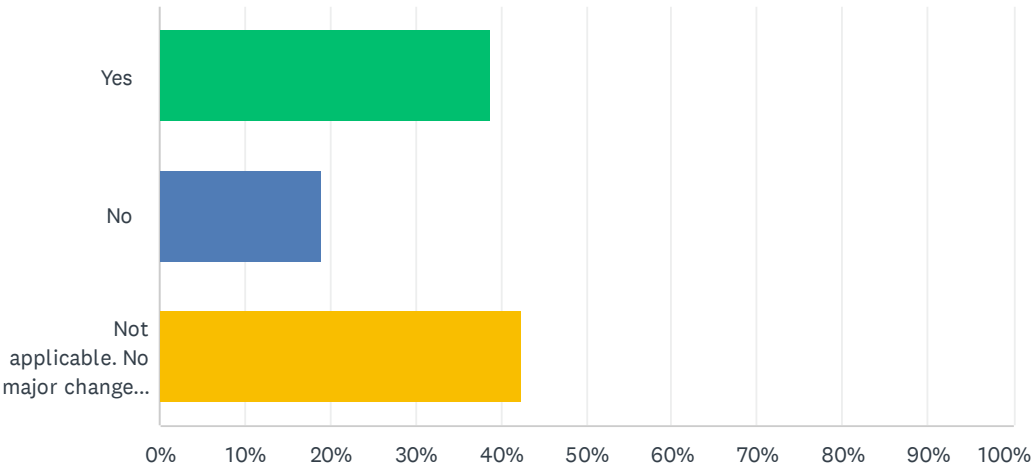
Answered: 112 Skipped: 68



ANSWER CHOICES		RESPONSES	
Yes		41.07%	46
No		58.93%	66
TOTAL			112

Q44 If you've made major changes, have such changes affected your ability to work? (e.g. you had to reduce hours, quit your job, etc.)

Answered: 111 Skipped: 69



ANSWER CHOICES		RESPONSES	
Yes		38.74%	43
No		18.92%	21
Not applicable. No major changes made.		42.34%	47
TOTAL			111

Q45 What has been your experience in obtaining childcare that meets your family's needs?

Answered: 70 Skipped: 110

#	RESPONSES	DATE
1	Haven't found a center in Wilsonville that works with our work schedule so we have to commute out of our city for child care	11/3/2024 6:52 PM
2	Child care is too expensive for 2 parents so I have to work part time and get grandparents to come over 2 days/week. I could work full time if there was an affordable program. Dad works full time as a forklift operator. Not enough money for apartment and child care as first time young parents	11/3/2024 10:11 AM
3	Have to go out of town for an accredited daycare that had availability. The price is very high, but we have to make it work. The few options in town did not seem to have the level of care we expected to receive when leaving our kids in their charge. Please incentivize accredited daycares to come to our city!	11/1/2024 8:48 PM
4	It's very expensive and the hours aren't long enough for parents who have to commute for work.	10/29/2024 1:31 PM
5	Not many options available for full time care in the Wilsonville area. Most options have a waitlist and cost a good amount of money to get on the waitlist. Unable to afford to get on every waitlist we would like to.	10/23/2024 2:57 PM
6	Our child is reaching an age at which he is more independent and requires less childcare. At earlier ages, we struggled to find daycare, after-school care, and summer programs that offer stimulation and academic focus that is both local and affordable.	10/23/2024 11:48 AM
7	Child care centers in wilsonville cannot handle many children with special needs. The county only provides the centers helpmduring the school year which makes no sense for children with special needs as they need help all year.	10/23/2024 11:08 AM
8	It was difficult to find an affordable place, close to where we live, hours we need, and just a safe good fit for our little boy where we felt comfortable.	10/22/2024 8:03 PM
9	It is very expensive and I don't qualify for government assistance. I'm middle class	10/22/2024 7:46 PM
10	There is a lack of full-time (8 or 9am-5pm) options during summer. Club K offers after school and care for no-school days but has been increasing rates making it harder for families with multiple kids. During the summer, full day, affordable care was non-existent in Wilsonville. (Club K full days rates were very high and camps were generally 9-3 requiring me to work fewer hours.	10/22/2024 5:09 PM
11	Very few options for childcare in Wilsonville and even then they are very expensive, even for something like me who makes a decent wage. We are having to decide between child care versus a down payment for a home	10/22/2024 3:30 PM
12	I have a child with special needs and it is difficult to find quality child care willing to provide accommodations. We are currently trying to switch programs but everywhere has long wait lists	10/22/2024 1:26 PM
13	Utilizing and paying other parents for care has been unreliable	10/22/2024 1:08 PM
14	The closest place we could get our 2 year old in was Tualatin. We recently transferred him to horizon Christian which is still out of our area but closer because there was and still is nothing available closer to our home.	10/21/2024 7:35 PM
15	We have two special children that sometimes do not get the kids because people aren't trained, or there is not sufficient enough spots in Facilities	10/21/2024 5:53 PM
16	We have been lucky that Club K is at the school and has been good overall.	10/21/2024 2:40 PM

2024 Childcare Survey for Families

17	I've had to cut down my working days at work because I can't afford to pay full days full time (5 days a week) I might need to stop working completely bc even working part time position, half my earnings a month is going only to child care.	10/21/2024 2:08 PM	Item A.
18	It's incredibly expensive and not affordable	10/21/2024 1:40 PM	
19	It feels like we are settling for the bare minimum, that is, simply a safe place to keep our kids for another 3 hours in a day until we leave work. An environment without not much expectation of an enhanced social learning environment and cultural enrichment. When looked through that lens, the price of after school care becomes even more exorbitant.	10/21/2024 1:16 PM	
20	We love where our son goes and would love him to be there full time but it's very expensive full time	10/21/2024 1:11 PM	
21	Obtaining child care is not overly difficult, but the costs are getting to be prohibitive. May need to change younger child's care schedule to accommodate household budget	10/21/2024 10:42 AM	
22	There are very limited options for kids of this age (4th and 6th grade). Club K is the most practical, but 6th grader no longer has access. 4th grader strongly dislikes it because of all the much younger children present. I wish ideally there was a club or program for this age bracket that is a little more catered to them specifically. Even though I pay almost \$500/month for childcare, I still have to leave early because my 4th grader is unhappy at Club K.	10/21/2024 10:40 AM	
23	Husband had to take lower paying job with more flexibility because of costs of aftercare. Having to pay for 2 part time preschools for 20 month old. Cost is much higher for part time than full time. This is not fair.	10/21/2024 8:31 AM	
24	High cost and availability.	10/20/2024 9:04 PM	
25	We need 7am-6pm availability. We also lean toward childcare that provides an agenda for learning, respect toward our children, and privacy.	10/20/2024 8:52 PM	
26	It is difficult to find childcare that is affordable. We currently spend more on childcare than rent.	10/20/2024 8:40 PM	
27	There's not enough in Wilsonville	10/20/2024 5:42 PM	
28	Being on a waiting list forever.	10/20/2024 2:33 PM	
29	I have a facility that we use however due to cost we are now forced to drop my child from the program and I have to quit my job due to not being able to afford child care.	10/20/2024 1:10 PM	
30	Luckily since my first child is currently in my daycare/preschool program it was easy for me to sign my second child up when she was 6 months old. However I did have to sign my first child up while I was still pregnant in order to have a spot and not have to be on a waitlist.	10/20/2024 1:03 PM	
31	Facilities have reduced available hours and getting and keep a consistent staff has been challenging. Large staff changeovers have made for horrible facility experiences.	10/20/2024 11:45 AM	
32	Few options. As a result, the daycare centers have a lot of pricing power. We've also had hours change without warning or change of price.	10/20/2024 7:21 AM	
33	Semi stressful, mainly not wanting to leave my kids that long.	10/19/2024 9:48 AM	
34	We can only afford 3 days a week of childcare. My husband and I both work 5 days a week but have managed to be able to work at home Mondays and Fridays. However working and caring for our 9 month old on those days is very challenging. Another childcare struggle we have experienced is CONSTANT illness. We have had RSV, Covid, Norovirus, and countless other less serious viruses. We no longer have PTO for vacation as it as all been used when our baby was as sick from day care or when we were sick from something he brought home from daycare. He even ended up in the hospital with RSV pneumonia.	10/19/2024 9:47 AM	
35	My experience has been amazing my child is well taken care of at his daycare they always update me and let me know what my child is doing when his diaper is changed , when he eats , and when he plays the hours of daycare are perfect for my work schedule I would like for childcare cost go down it is really expensive.	10/19/2024 8:41 AM	
36	The cost is way too high. My entire paycheck goes to childcare alone. At this point, I'm getting a lay-off to stay home with my child.	10/18/2024 9:54 PM	
37	Local building blocks center has been hugely valuable and important to our family	10/18/2024 4:41 PM	

2024 Childcare Survey for Families

Item A.

38	It was difficult and most places have a wait list. It's also very expensive so you work just to have your child I. Preschool. There should be more options or at least options that aren't so expensive	10/18/2024 4:28 PM
39	Having to switch child care centers because of low staff and saying they can't dedicate time to my child's high needs	10/18/2024 3:53 PM
40	My husband switched his schedule so that we could make two days a week of daycare work (due to budget). Between him and daycare I have childcare Monday-Thursday and then I must try to work and watch our daughter on Fridays (I work from home). Cost is definitely prohibitive for us.	10/18/2024 3:37 PM
41	Too expensive to find quality childcare for more than just part time.	10/18/2024 3:34 PM
42	Extremely unaffordable and when you work in trades a shift can be 9 to 11 hours. No centers have that availability	10/18/2024 3:33 PM
43	Our number one priority is that we are leaving our child in safe hands and know that he is cared for. We have a child with higher emotional needs, so knowing the staff to child ratio is small as well as well trained teachers to help him emotionally is a priority.	10/18/2024 3:33 PM
44	Finding childcare is such a stressful situation. There aren't enough spots open and the costs are astronomical. The previous location we were at was having issues and notified us of possible closure. The communication that followed was lacking so we had to make the decision to find care elsewhere.	10/18/2024 3:33 PM
45	My job takes me away from home for three days once a week I'm the only provider	10/18/2024 3:32 PM
46	Not a lot of options for as needed babysitter. Often rely on family or try to be flexible with work hours/get appointments before work hours.	10/18/2024 12:31 PM
47	Not enough childcare locations available, price increases this is a huge barrier.	10/18/2024 4:30 AM
48	Very easy.	10/17/2024 8:51 PM
49	Great childcare but there aren't many options in Wilsonville generally, and the options in Wilsonville a) had no availability, and b) didn't feel safe (e.g. safe sleep wasn't practiced and door to parking lot wasn't locked). We had to secure a spot at a daycare in Tualatin to feel comfortable with the entire package.	10/10/2024 7:48 PM
50	There is really only one choice for after school care, Club K, and it is not affordable at all, especially with multiple kids.	10/2/2024 8:30 AM
51	After school programs are cost prohibitive. Summer programs - lack of options for 8+ hours that are close to Wilsonville and don't require a lengthy round trip drive. - lack of consistent options - lack of quality	10/2/2024 7:32 AM
52	Quality after school care is extremely limited in Wilsonville. It is also difficult to get coverage for days off from school, especially around the holidays when the centers are also closed. However, neither my spouse's or my jobs allow me to take 1-2 weeks off around the winter holidays, so it is a struggle every year. It is also very difficult to find summer camps or programs that cover an entire work day. When considering solutions for the city, please do not forget about elementary and middle school aged children. This really becomes an issue that makes it so hard for families to have two full time working parents. And with the high cost of housing, that is essential for many families.	10/1/2024 6:36 PM
53	My family is very fortunate to have family willing to take on this burden	9/14/2024 3:28 PM
54	Expensive. Lots of families don't qualify for ERDC but still can't afford childcare due to high cost.	9/13/2024 7:19 PM
55	Hard to find openings, and when you do they are often at centers that don't properly care for children	9/13/2024 1:23 PM
56	Operating hours that don't fully align with my work hours. Too many closure days, difficult to find alternative/off hour childcare.	9/12/2024 8:23 PM
57	Pay \$3,100 for 2 kids full time, it's not that big of a deal.	9/12/2024 7:38 PM
58	While we're happy where our child goes to daycare the process of getting in was stressful as	9/12/2024 6:40 PM

2024 Childcare Survey for Families

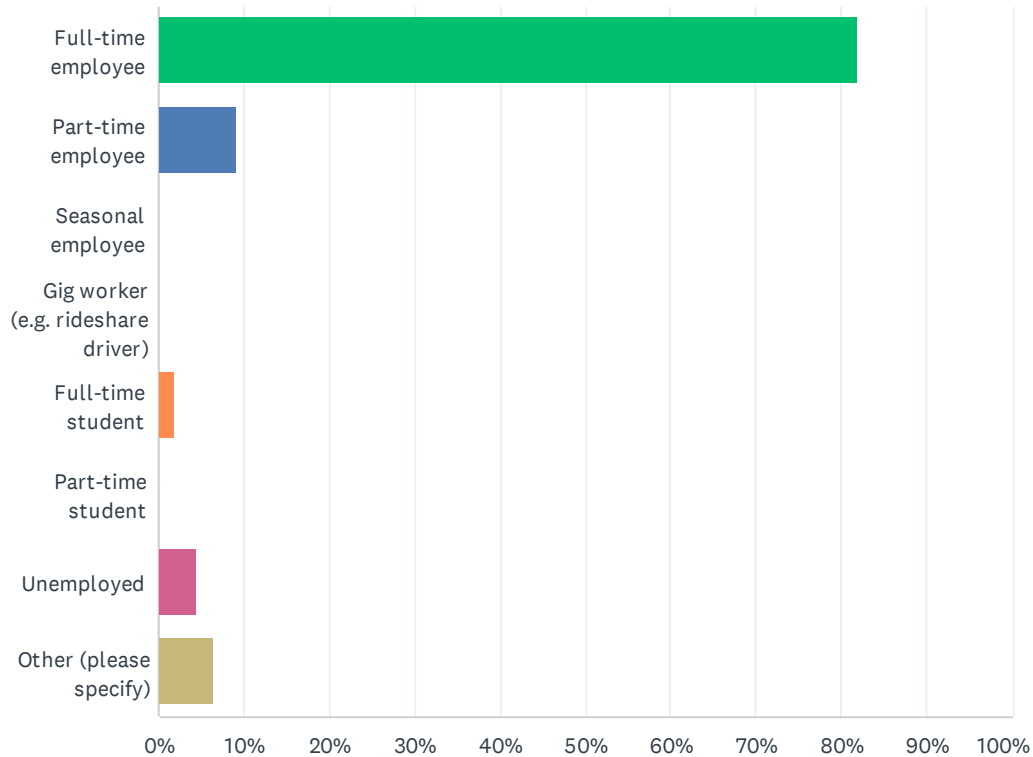
Item A.

most (all?) options in Wilsonville have large waitlists and we were new to the area.

59	My oldest child (5yr) attended day care and preschool since 2yr this allow both parents to work. My youngest child is turning 3yr and I had to stop working due is expensive and not only that, the wait timeframe to get into a great childcare is long	9/12/2024 5:55 PM
60	I had to get on a waitlist a year in advance. It was stressful waiting and knowing that schedule determined my ability to return to work. In my case, the stars aligned and it worked perfectly but two weeks before we had no idea and had to pay an additional month before we were ready to secure our spot	9/12/2024 5:31 PM
61	Super easy.	9/12/2024 5:29 PM
62	Quality of care has declined since the pandemic. Teachers seem to be a revolving door.	9/6/2024 9:51 PM
63	We have our kid in a preschool. General speaking is great, the schedules work for us but the price is so high that we had to drive the full time schedule to a 3 days a week before of the increasing prices. And it is very inconvenient since both my husband and I have full times jobs.	9/6/2024 4:09 PM
64	My wife works from home, but her work hours are unpredictable sometimes. The cost of childcare is so high that we can't afford for her to get a job outside the home. Best compromise we can manage now is 3 days/week, but costs go up significantly every year (and salaries don't).	9/6/2024 3:50 PM
65	Impossible.	8/22/2024 10:14 PM
66	It is very expensive. But necessary.	8/22/2024 8:19 PM
67	Tuition increase caused us to cancel our childcare plans which in turn caused me to have to work from home and have decreased capacity to do my job when my child comes home from school.	8/22/2024 7:18 PM
68	Significantly challenged with finding providers. Needing on non school days and various days after school. My schedule changes so it can't be the same days all the time	8/22/2024 6:48 PM
69	Not enough options	8/22/2024 6:12 PM
70	We are very fortunate to have aftercare at the same location where our son attended preschool, and he can bus from BFPS. I know others are not so fortunate.	8/22/2024 5:59 PM

Q46 Which of the following best describes your employment status? (select all that apply)

Answered: 110 Skipped: 70



ANSWER CHOICES	RESPONSES	
Full-time employee	81.82%	90
Part-time employee	9.09%	10
Seasonal employee	0.00%	0
Gig worker (e.g. rideshare driver)	0.00%	0
Full-time student	1.82%	2
Part-time student	0.00%	0
Unemployed	4.55%	5
Other (please specify)	6.36%	7
Total Respondents: 110		

#	OTHER (PLEASE SPECIFY)	DATE
1	Self-employed contractor on weekends	10/21/2024 10:42 AM
2	Stay at home	10/20/2024 9:06 PM
3	Disabled	10/20/2024 6:17 PM

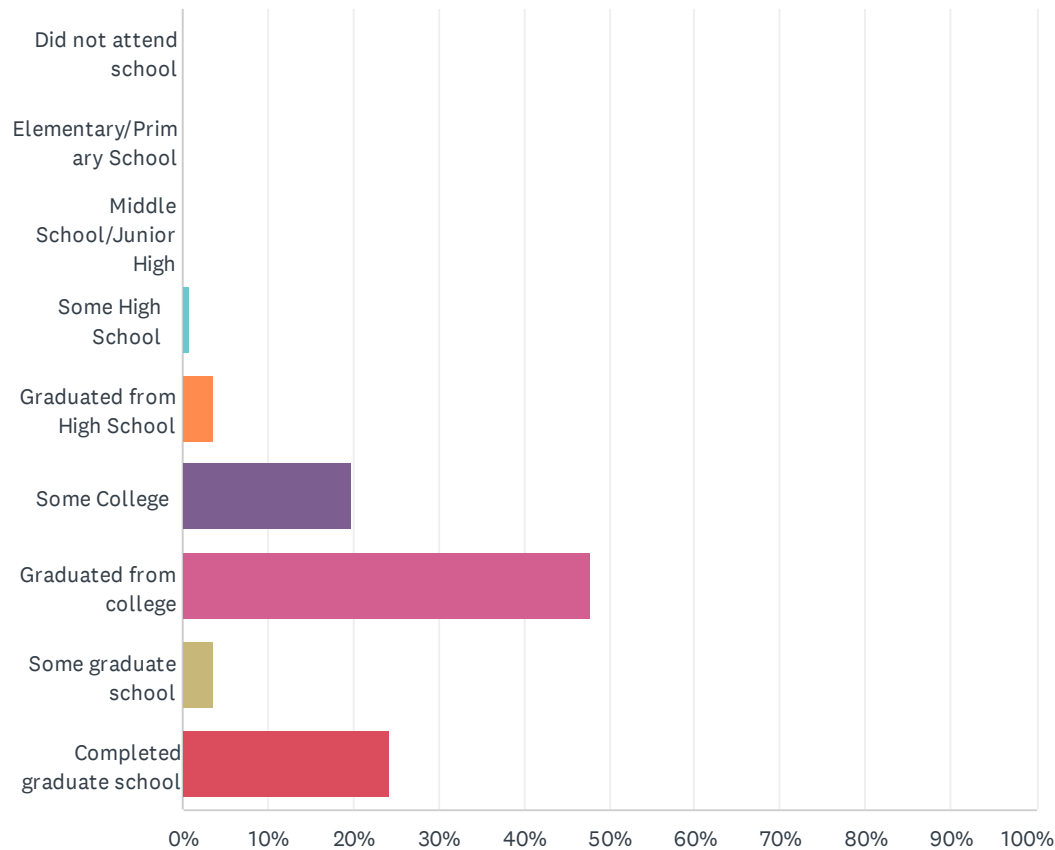
2024 Childcare Survey for Families

Item A.

4	Stay at home parent	10/18/2024 12:32 PM
5	Stay at home dad	9/12/2024 9:18 PM
6	Only 1 parent es FT , the other parent can't work	9/12/2024 5:56 PM
7	More than full time	9/6/2024 4:16 PM

Q47 What is the highest level of education you have completed?

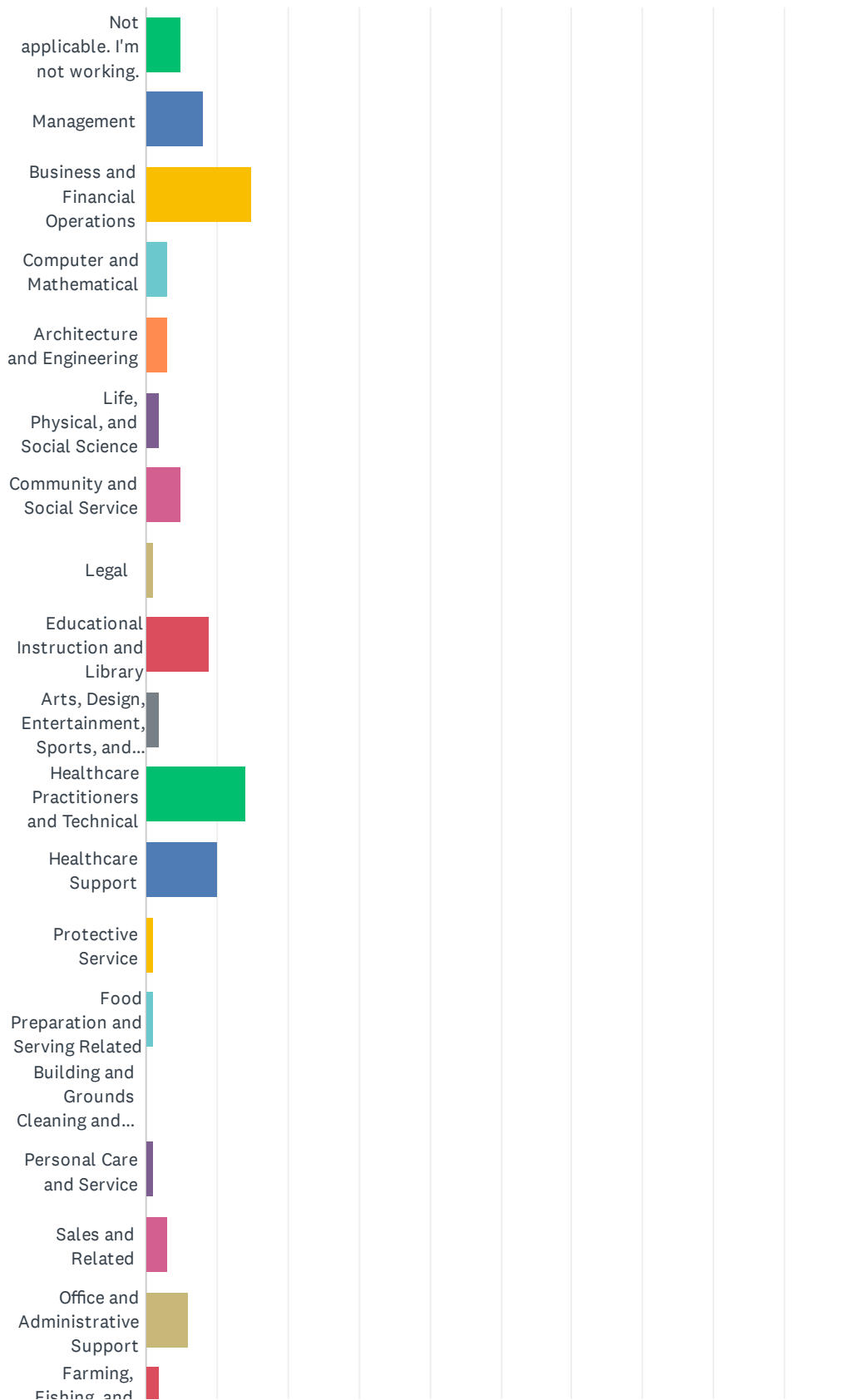
Answered: 111 Skipped: 69



ANSWER CHOICES	RESPONSES	
Did not attend school	0.00%	0
Elementary/Primary School	0.00%	0
Middle School/Junior High	0.00%	0
Some High School	0.90%	1
Graduated from High School	3.60%	4
Some College	19.82%	22
Graduated from college	47.75%	53
Some graduate school	3.60%	4
Completed graduate school	24.32%	27
TOTAL		111

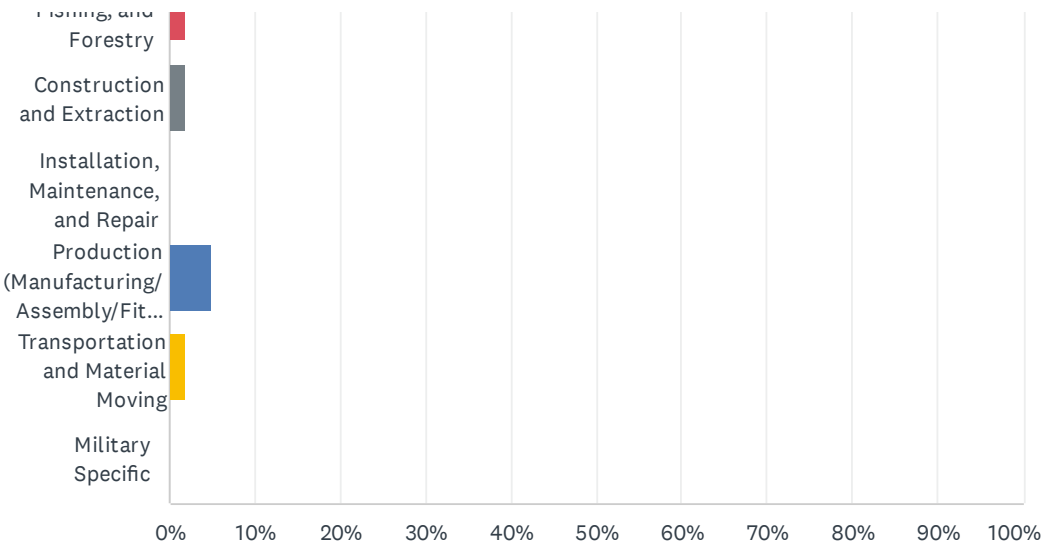
Q48 If you are working, what industry do you work in?

Answered: 100 Skipped: 80



2024 Childcare Survey for Families

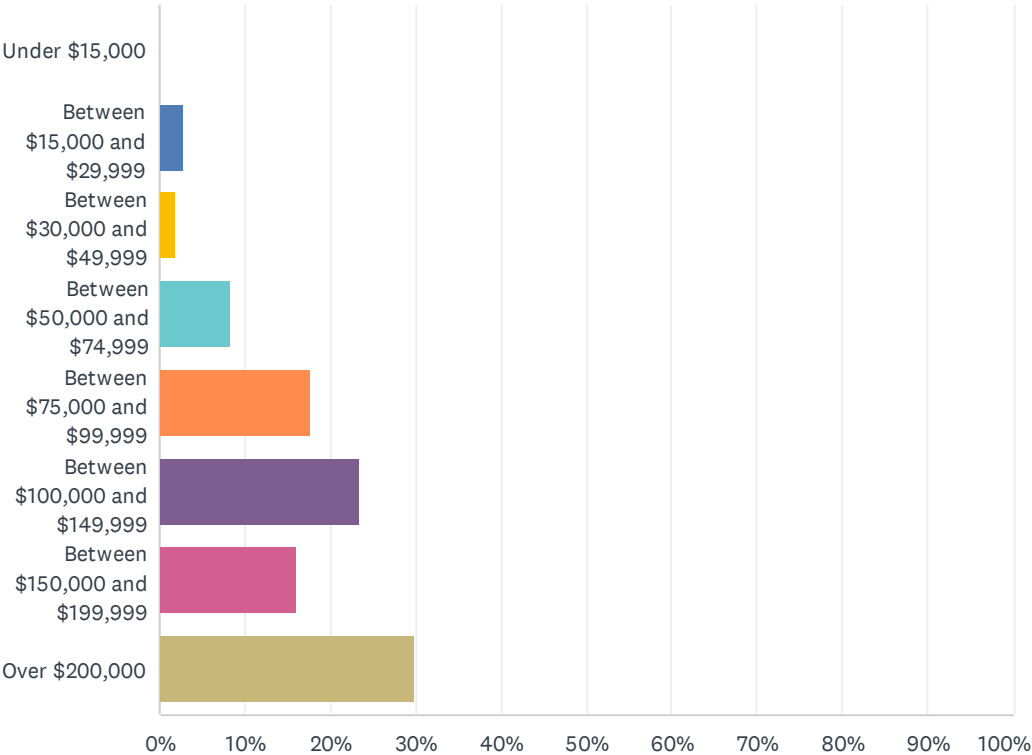
Item A.



ANSWER CHOICES	RESPONSES	
Not applicable. I'm not working.	5.00%	5
Management	8.00%	8
Business and Financial Operations	15.00%	15
Computer and Mathematical	3.00%	3
Architecture and Engineering	3.00%	3
Life, Physical, and Social Science	2.00%	2
Community and Social Service	5.00%	5
Legal	1.00%	1
Educational Instruction and Library	9.00%	9
Arts, Design, Entertainment, Sports, and Media	2.00%	2
Healthcare Practitioners and Technical	14.00%	14
Healthcare Support	10.00%	10
Protective Service	1.00%	1
Food Preparation and Serving Related	1.00%	1
Building and Grounds Cleaning and Maintenance	0.00%	0
Personal Care and Service	1.00%	1
Sales and Related	3.00%	3
Office and Administrative Support	6.00%	6
Farming, Fishing, and Forestry	2.00%	2
Construction and Extraction	2.00%	2
Installation, Maintenance, and Repair	0.00%	0
Production (Manufacturing/Assembly/Fitting)	5.00%	5
Transportation and Material Moving	2.00%	2
Military Specific	0.00%	0
TOTAL		100

Q49 What is your total household income (including income from a spouse or other contributing household member)?

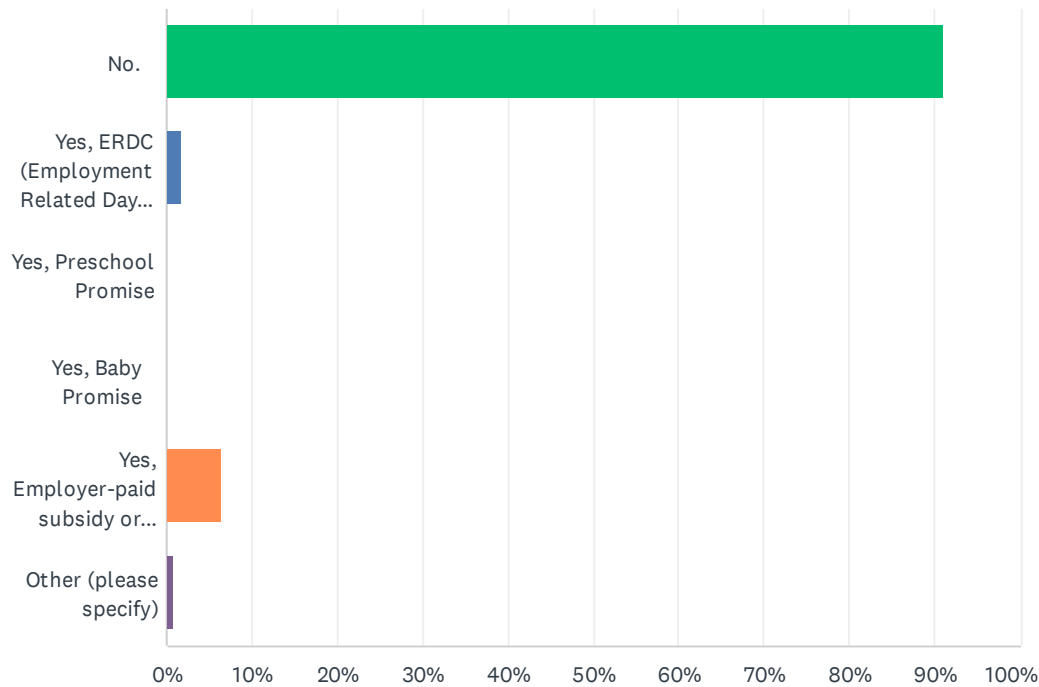
Answered: 107 Skipped: 73



ANSWER CHOICES	RESPONSES	
Under \$15,000	0.00%	0
Between \$15,000 and \$29,999	2.80%	3
Between \$30,000 and \$49,999	1.87%	2
Between \$50,000 and \$74,999	8.41%	9
Between \$75,000 and \$99,999	17.76%	19
Between \$100,000 and \$149,999	23.36%	25
Between \$150,000 and \$199,999	15.89%	17
Over \$200,000	29.91%	32
TOTAL		107

Q50 Do you receive any form of financial child care subsidy or assistance?

Answered: 111 Skipped: 69



ANSWER CHOICES		RESPONSES	
No.		90.99%	101
Yes, ERDC (Employment Related Day Care)		1.80%	2
Yes, Preschool Promise		0.00%	0
Yes, Baby Promise		0.00%	0
Yes, Employer-paid subsidy or benefit		6.31%	7
Other (please specify)		0.90%	1
Total Respondents: 111			

#	OTHER (PLEASE SPECIFY)	DATE
1	Reduced rate from local care	10/18/2024 4:41 PM