



2024 OMA Prior Authorization and Utilization Management Survey

Survey Methodology

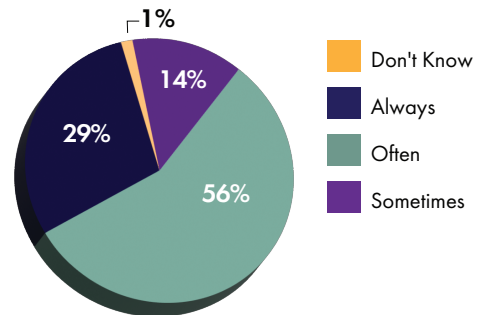
- Survey conducted September 2024
- Sample of OMA physicians and PA members as well as practice managers affiliated with OMA members
- 35 questions
- Primary care and specialty clinicians represented
- Rural and urban counties represented
- Majority in private practices with no affiliation to a hospital or health system

Patient Impact

Care delays associated with PA

Q For those patients whose treatment requires prior authorization, how often does this process delay access to necessary care?

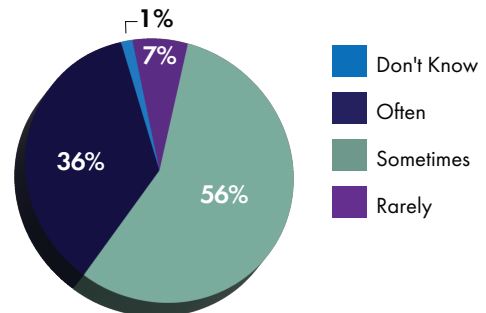
99% report care delays compared to 98% in 2018.



Abandoned Treatment associated with PA

Q How often do issues related to the prior authorization process lead to patients abandoning their recommended course of treatment?

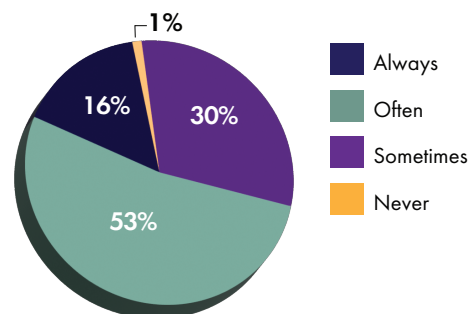
92% report that PA can at least sometimes lead to treatment abandonment compared to 89% in 2018.



Continuity of Care associated with PA

Q How often does the prior authorization process interfere with the continuity of ongoing care (e.g., missed doses, interruption in chronic treatment)?

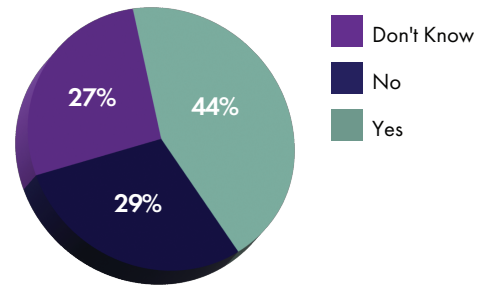
99% report the PA process at least sometime interferes with the continuity of care.



Serious Adverse Events

Q In your experience has the prior authorization process ever affected care delivery and led to a serious adverse event (e.g., death hospitalization, hospitalization, disability/permanent bodily damage, or other life-threatening event) for a patient in your care?

44% report the PA process led to a serious adverse event.

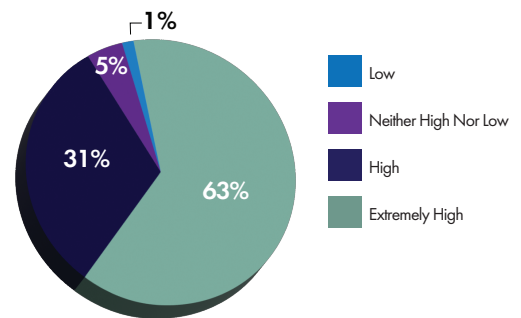


Patient Impact

Practice Perspective on PA Burden

Q How would you describe the burden associated with prior authorization in your practice for the clinicians and staff in your practice?

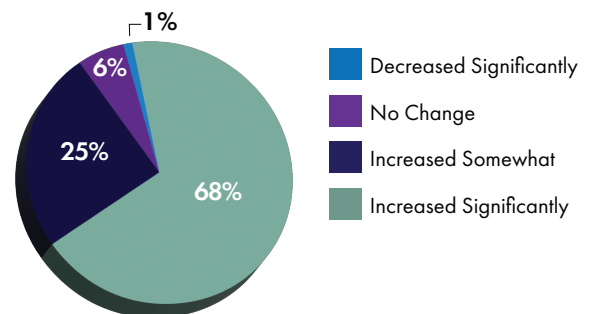
94% report a high or extremely high burden.



Change in PA Burden over the last five years

Q How has the number of prior authorizations required in your patients' treatment changed over the last five years?

93% report PA burdens for prescriptions and 88% for medical services have increased over the past five years.



Thank you to the American Medical Association for allowing the OMA to use its survey instrument.

For more information on the OMA's advocacy efforts on reducing burdens associated with Prior Authorization, please contact Courtni Dresser, Vice President of Government Relations, courtnei@theOMA.org.