



# Oregon Preschool Programs

---

**Alyssa Chatterjee**, Early Learning System Director,  
Department of Early Learning and Care

# State-Administered Preschool and Child Care Programs



## Statewide

**Preschool Promise (PSP)** – Free, high-quality (culturally responsive, inclusive, developmentally appropriate) preschool to children ages three and four living at or below 200% the Federal Poverty Level

**Oregon Prenatal to Kindergarten (OPK)** – Free, high-quality (culturally responsive, inclusive, developmentally appropriate) early care and education to families who are living at or below 100 percent of the Federal Poverty Level.

**Employment Related Day Care (ERDC)** – Child care assistance for working families under 250% of the Federal Poverty Level, full-time students, or families receiving Temporary Assistance for Needy Families (TANF).

# High-Quality Preschool Programming



## Elements

- Highly qualified staff
- Intentional learning environments & ambitious instruction
- Adult to child ratios and group size limitations
- Inclusionary practices
- Professional Development & Coaching
- Staff compensation
- Parent Engagement

## Additional Head Start/OPK standards

- Home visiting for child & family outcomes
- Parenting Education & Leadership
- Health and dental screenings
- Connections to other self sufficiency or relevant services

# Preschool Service Model Alignment



Requirement	Preschool Promise	OPK	Preschool for All
Family Eligibility	200% FPL & children in foster care	100% FPL & children in foster care, public assistance, Unhoused/Homeless	Universal
Provider Eligibility	✓	Existing Head Starts & OPKs	✓
Annual Hours	900 hours	560 & 1,020 hours	900 & 2,210 hours
Hours per Day	min. 6 hrs/day	min. 3.5 hrs/day	min. 6, max 10 hrs/day
Classroom Size	18	20	20
Ratios	1:9	1:10	1:10
Salary	\$25 - \$36/hour	\$25 - \$36/hour	\$29.42 - \$39.23/hour
Education	✓	✓	✓
Insurance	✓	✓	✓
Cost per Child	\$15,650	\$16,311 Part Day \$24,218 Full Day	\$16,536 School Day \$23,592 Full Day
Suspension & Expulsion Policy	✓	✓	✓
ERDC for Additional Hours	✓	✓	✓

# Infrastructure Coordination: State and Local



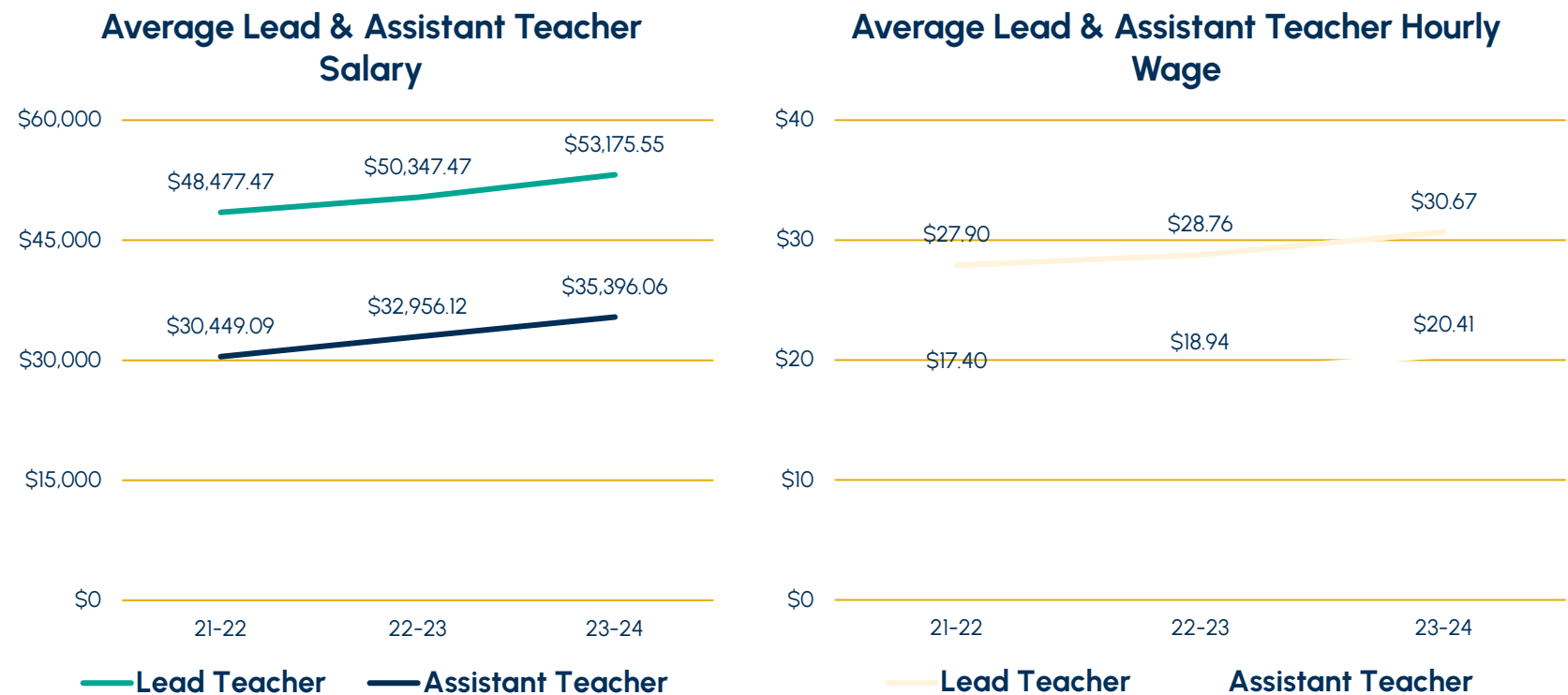
Lead	Workforce	Facilities
<b>Department of Early Learning and Care</b>	<ul style="list-style-type: none"> <li>• Higher Education Consortium Model</li> <li>• Child Care Resource &amp; Referral Training &amp; Technical Assistance</li> <li>• Early Learning System Initiative (Coach Training, Pyramid Model Training)</li> <li>• Infant/Toddler, Preschool Coaches</li> <li>• Every Child Belongs</li> <li>• Child Care Substitute Pool</li> </ul>	<ul style="list-style-type: none"> <li>• Child Care Infrastructure Fund (Business Oregon lead)</li> <li>• Co-location of affordable housing and child care through BuildUp Oregon (OHCS lead)</li> <li>• HB 2727 Workgroup (Dept. of Land Conservation &amp; Development lead)</li> </ul>
<b>Multnomah County Preschool &amp; Early Learning Division</b>	<ul style="list-style-type: none"> <li>• Preschool Coaches (building on DELC investments)</li> <li>• Inclusion &amp; Retention Coordinators, Early Childhood Mental Health Team</li> <li>• Early Learning Works at Worksystems to recruit and train new educators</li> <li>• Career coaches at IRCO</li> <li>• Community college cohorts in English and Spanish at CCC</li> <li>• Community College navigators at PCC and MHCC</li> <li>• Scholarships through OCCD (building on DELC investments)</li> <li>• Certificate programs through PSU and the Balmer Institute</li> </ul>	<ul style="list-style-type: none"> <li>• Preschool for All Facilities Fund (administered by BuildUp Oregon) provides technical assistance and funding for pre-development, renovation and repair, and new center development projects</li> </ul>

# State and Local Program Services in Multnomah County



Program	Slots/Children Served 3-5 years	Number of Providers and Sites	Utilization (Enrollment % Jan 2025)
OPK/Head Start	OPK 80 Part Day/Part Year 1,161 Extended Day & Year  HS 10 Part Day/Part Year 606 Extended Day & Year	47 Sites have both OPK/HS Combined	88% (OPK/HS) Enrolled Extended Duration  80% (OPK/HS) Enrolled Part Day
Preschool Promise	587	24 providers/34 sites	85% (February 2025)
Preschool for All	2,225	80 providers/133 sites	97%
Total Slots Available in Multnomah County (24/25)		4,669	Total Eligible Children (based on PFA eligibility) 13,878
<b>Supplemental Child Care Services</b>			
ERDC	Approx 1,340 (based on 1,005 children billed services in Jan 2025 and 75% families enrolled in ERDC connected to services)	485	1,005 children billed for services in January 2025 = represents 75% connected to services

# Preschool Promise Teacher Wage & Salary 2021-2024 (Statewide)



Between 2021-2024 the percentage of staff wages meeting minimum program requirements increased from 68% to 90%.

In 2022, the average range for teacher wages was \$16-\$23 (Oregon Child Care Research Partnership, 2024). For the past three program years, average PSP teacher wages met or exceeded this statewide range.

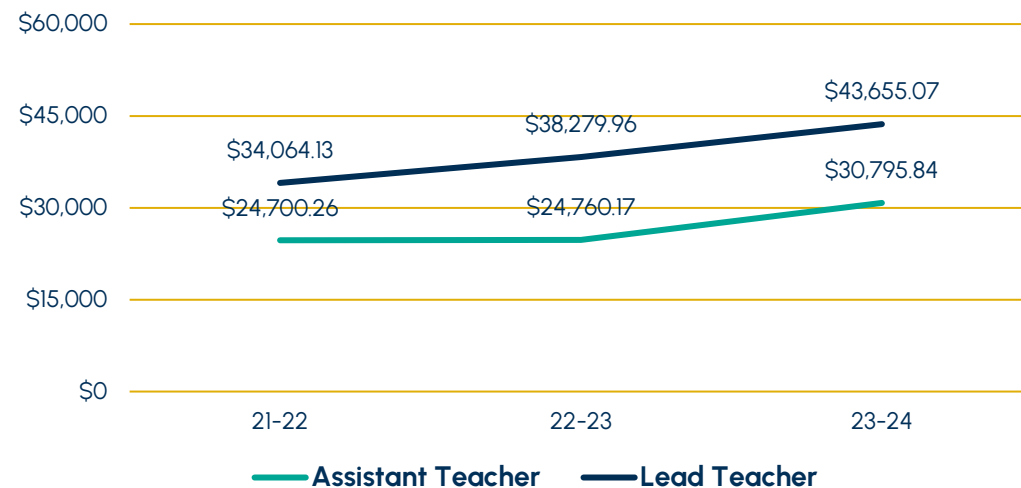
*Note: Data sources include DELC Preschool Promise Quarter 1 Staff Report for program years 21-22, 22-23, 23-24. Salary calculated as annualized estimate of hourly wage and salary for 10-month full time position.*

# OPK Teacher Salary 2021-2024

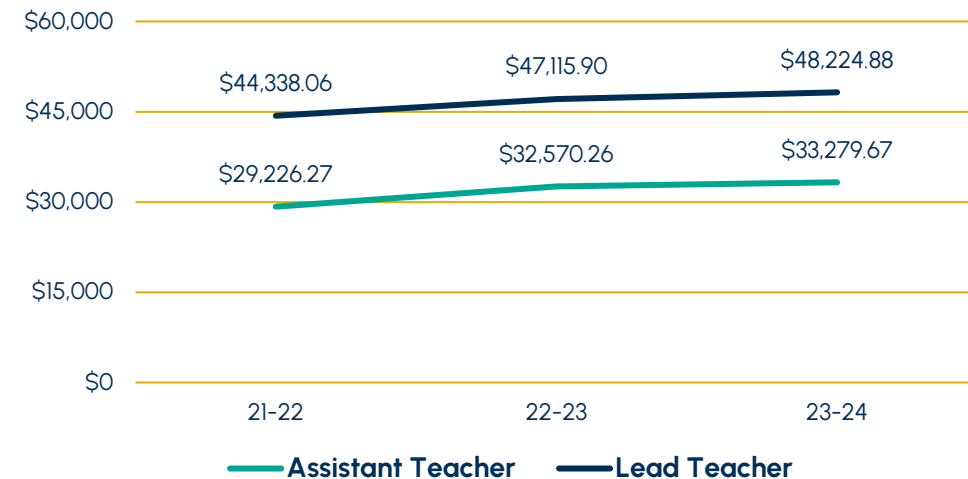
## (Statewide)



### OPK P-3/EHS Average Teacher Salary



### OPK/HS Average Teacher Salary

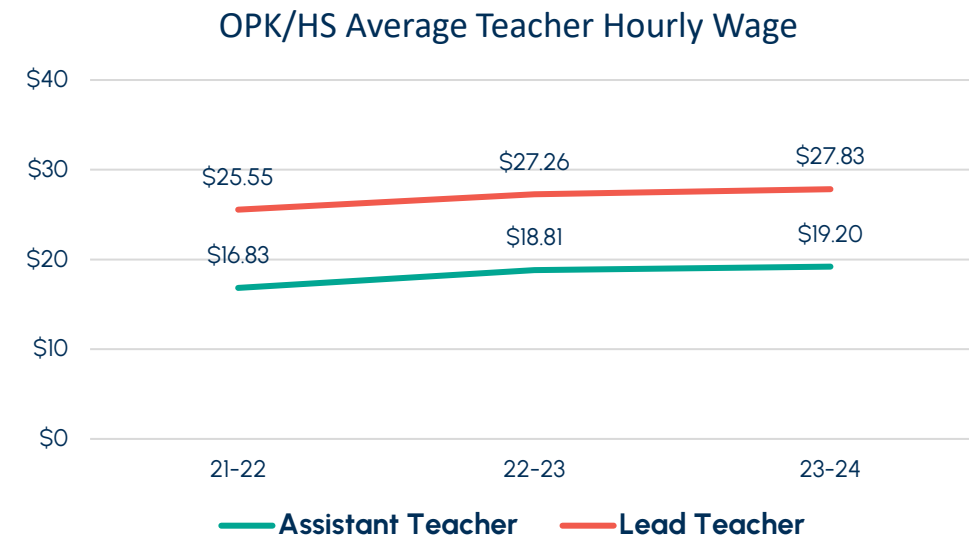
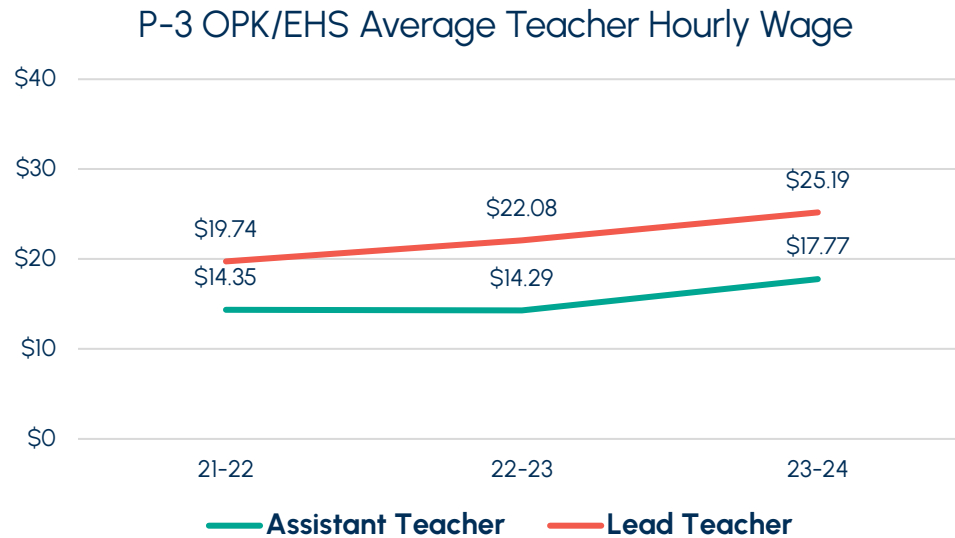


In general, small increases in salaries are seen across both programs over time. Lead and assistant teachers working in OPK/HS preschool programs have slightly higher salaries on average compared to teachers working in OPK P-3/EHS programs.

Note: data sources include DELC OPK End of Year Report for program years 21-22, 22-23, 23-24. Salary estimates calculated using weighted average hourly wage annualized per grantee for 10-month full time.



# OPK Teacher Hourly Wage 2021-2024 (Statewide)



In 2022, the average range for teacher wages was \$16-\$23 (Oregon Child Care Research Partnership, 2024). For the past three program years, average OPK/HS lead and assistant teacher and OPK P-3/EHS lead teacher hourly wages met or exceeded this statewide range. OPK P-3/EHS assistant teacher hourly wages fell slightly below for two program years and then met the statewide range in the 23-24 program year.

Note: data sources include DELC OPK End of Year Report for program years 21-22, 22-23, 23-24. Wage estimates calculated using weighted average hourly wage per grantee for 10-month full time.

# Identified Opportunities for Preschool Promise



- Infant Toddler Stabilization (19-20 Pilot)
- 2023-25 DELC Agency Request Budget (\$210M)
  - Transportation
  - Inclusionary Supports and Low-Ratio Classrooms
  - Dental, Vision & Hearing Screening
  - Preschool Pathways Pilot
  - Preschool Promise Extended Hours/Summer Care
  - Preschool Promise Program Supports
- ✓ Eligibility process improvements to consider housing costs during income verification
  - ✓ Implemented: April 2025
- Importance of diversifying funding streams for communities to access

# Work Ahead: DELC and Multnomah County



## Continued Coordination

- Coaching and technical assistance through CCR&Rs
- Substitute pool infrastructure
- Program administration requirements (insurance, compliance, etc.)
- Application processes
- Suspension & expulsion prevention services

## Future Opportunities

- Systematizing process for elevating lessons learned from PEL to DELC
- Leveraging CCIF, Build Up Oregon, and PFA Facilities investments more intentionally



# Questions?

Alyssa Chatterjee, Director  
[Alyssa.Chatterjee@delc.Oregon.gov](mailto:Alyssa.Chatterjee@delc.Oregon.gov)

Dorothy Spence, Interim Early Learning  
Programs Director  
[dorothy.spence@delc.oregon.gov](mailto:dorothy.spence@delc.oregon.gov)

Kathy Wai, Interim Gov. Affairs Manager  
[Kathy.Wai@delc.Oregon.gov](mailto:Kathy.Wai@delc.Oregon.gov)