

Oregon Youth Authority

Joint Subcommittee on Ways and Means
Public Safety Subcommittee
Phase 2 – Population and Costs
May 1, 2025

Population & Costs

Commitment Rate | Population Drivers
Capacity | Data | Cost Per Day

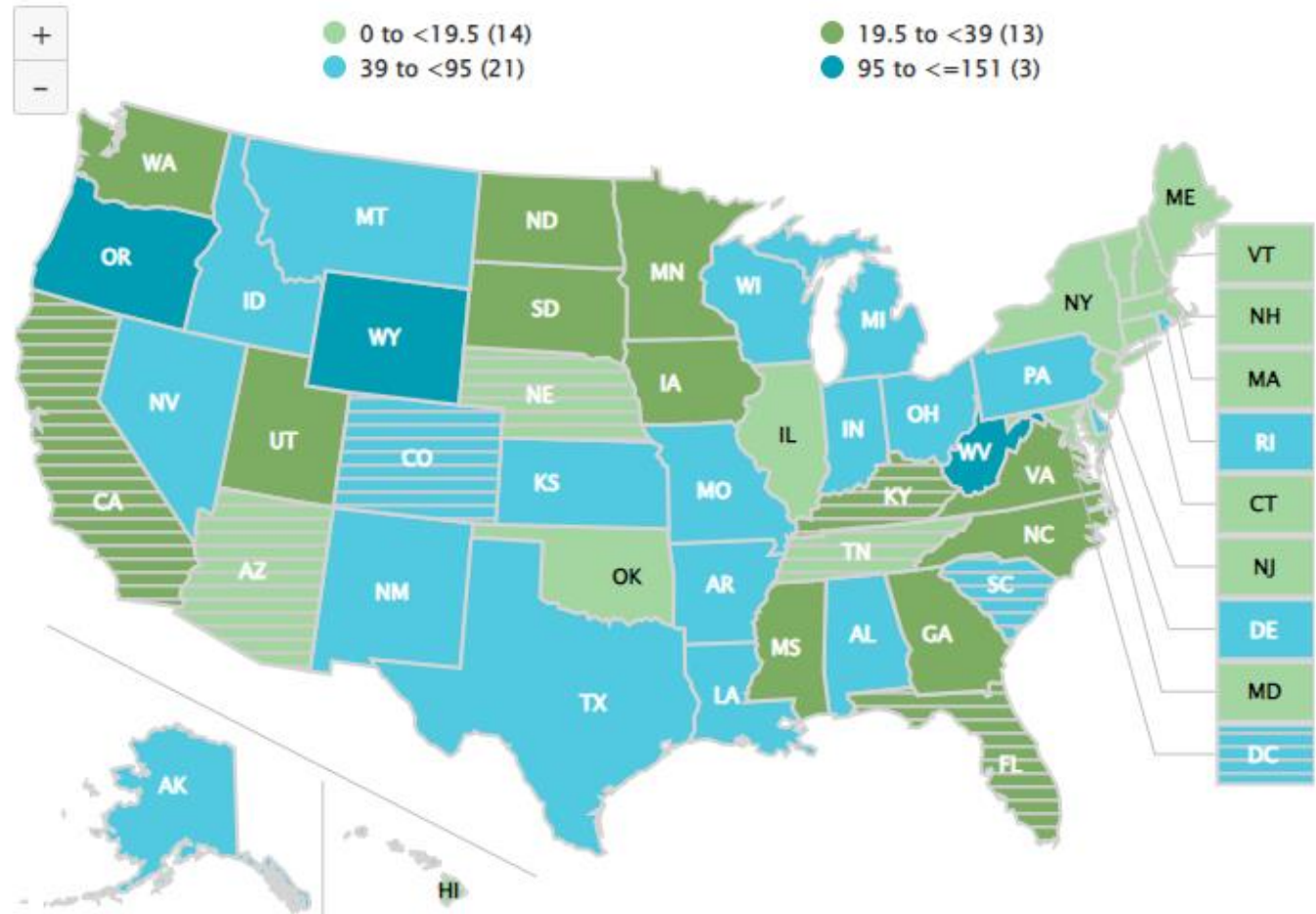


Population & Costs



Commitment Rate

Number of youth committed to out-of-home placement, per 100,000 (2021)





Population & Costs

Drivers: Intake

Counties exhaust all resources



Local Staffing Committee meets to determine recommendation

Disposition reports filed recommending OYA custody



Court makes written finding describing why it is “in the best interests of the youth” to be placed with OYA (ORS 419C.478)



Youth is ordered into OYA custody

Facility

Community (Residential)



Drivers: Revoking Parole

Population & Costs

On average, 3+ interventions attempted before JPPO recommends revoking parole.

- JPPO recommends to revoke parole
- Approved by supervisor

Youth Violates Parole

Preliminary Revocation Hearing

- Parole violation allegations submitted by JPPO
- Hearings Officer makes decision to revoke
- Eight days detention or return to facility

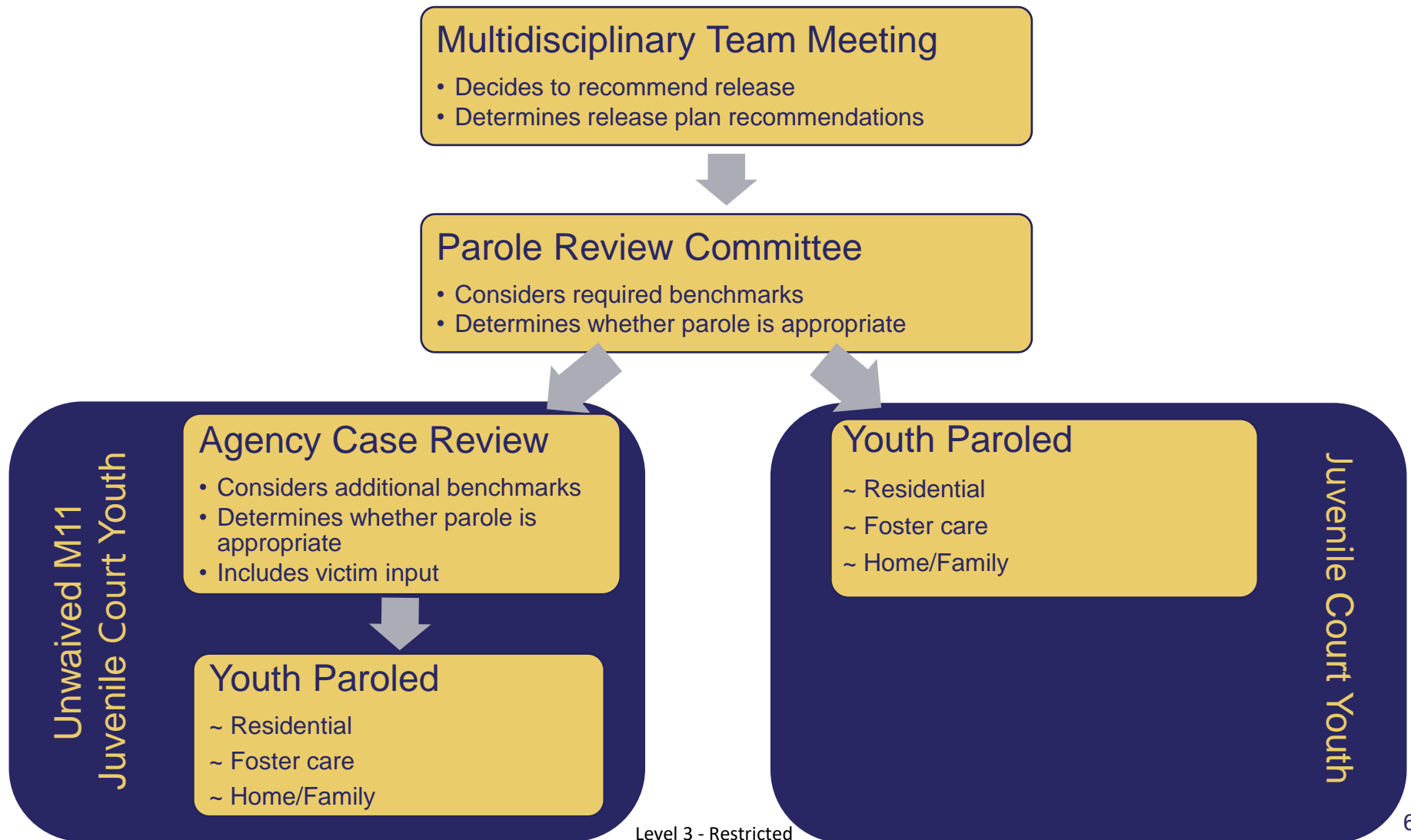
- Normal intake
 - Track 1- Technical Violations
 - Track 2- More Serious Violations
- Opportunity for Formal Revocation Hearing

Facility Placement



Population & Costs

Drivers: Release





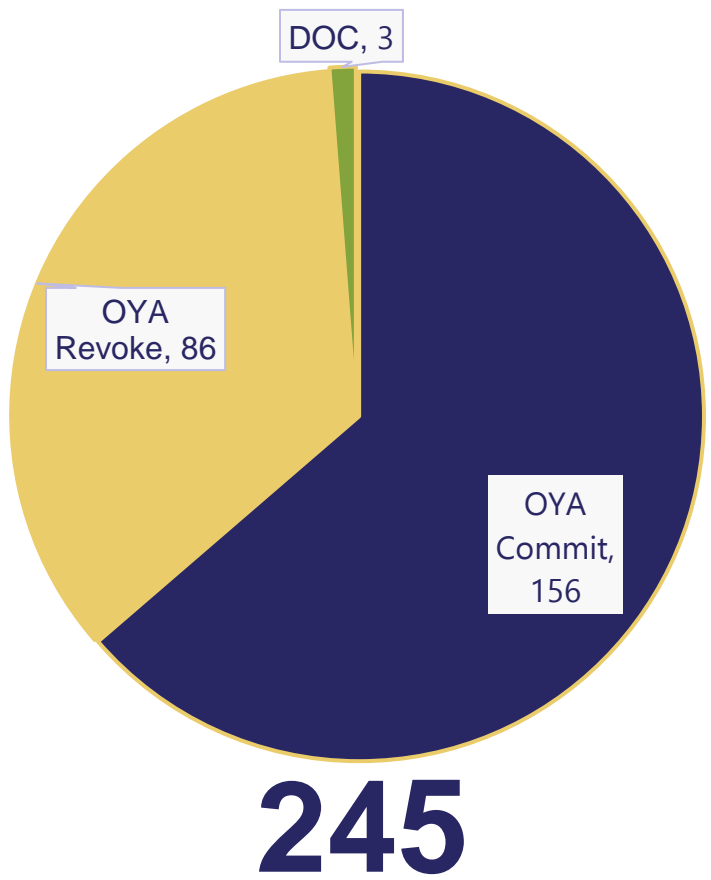
Location and OYA Status on 1/1/25 (a)

Total OYA Youth Served	888	100%
Community Youth	513	58%
Juveniles on OYA Probation	306	34%
Juveniles on OYA Parole	207	23%
Close Custody Youth	375	42%
OYA Juvenile 1st Time Facility Admission	279	31%
OYA Juvenile Revoked in Facility	70	8%
Department of Corrections (DOC)	26	3%

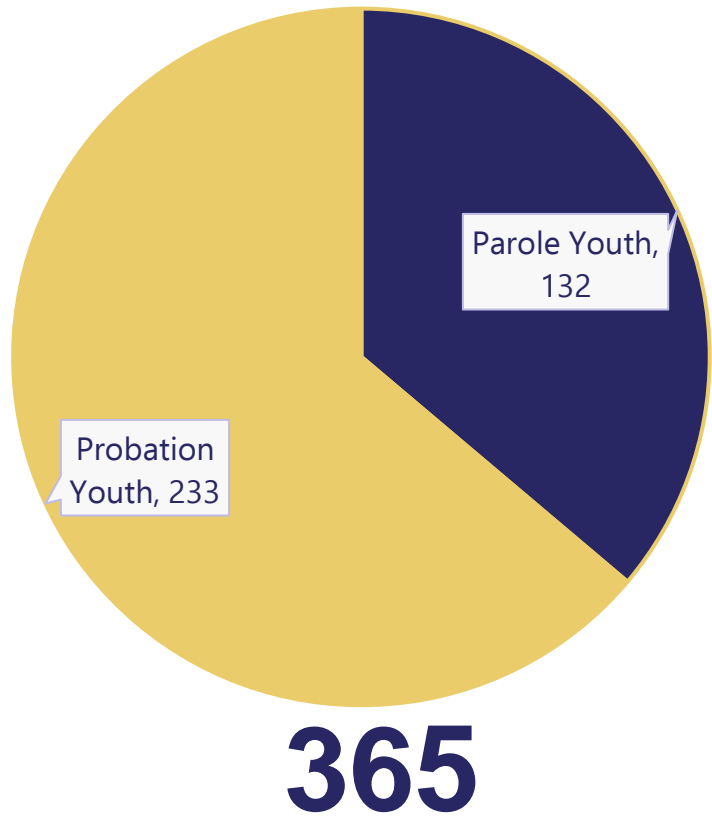
(a) Source: JJIS BIS Reporting System- OYA Daily Population.unx. Youth on OYA Supervision 1/1/25.



Facility Intakes, 2024



Community Program Intakes, 2024



Source: JJIS BIS Reporting System- OYA Status History.unx. OYA Status Starting in 2024.



OYA Facility Length of Stay, 2024

	Overall		Female		Male	
	RLs'd (N)	Avg Days	RLs'd (N)	Avg Days	RLs'd (N)	Avg Days
All Commitments	252	549	35	314	217	587
Juvenile Commitments	236	436	34	253	202	467
First-Time Commitment	137	552	23	278	114	608
Discretionary Bed Alloc.	111	416	21	261	90	452
Public Safety Reserve	26	1136	2	453	24	1193
Revoked to Close Custody	99	276	11	202	88	285
Dept. of Corrections	16	2214	1	2361	15	2204
Compl. Sentence at DOC	7	2371	0	--	7	2371
Sentence Compl. at OYA	9	2091	1	2361	8	2057

Source: JJIS BIS Reporting System- ORRA Scores.unx. Youth Released from custody 2024. Preliminary analysis.



Population & Costs

Capacity

Facility	Capacity	Typical Utilization
MacLaren YCF	187	175
Tillamook YCF	32	31
Oak Creek YCF	42	40
Rogue Valley YCF	50	47
Eastern Oregon YCF	36	33
Total Youth Correctional Facility	347	326

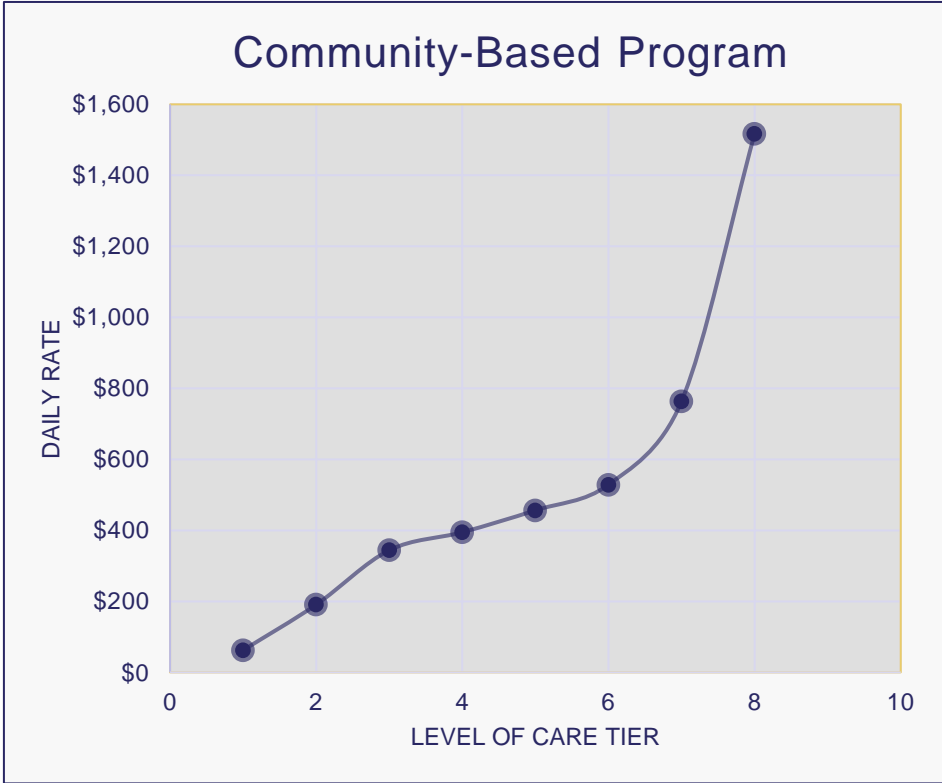
Facility	Capacity	Typical Utilization
Camp Tillamook	16	15
Camp Florence	16	14
Jackie Winters Transition Program (JWTP)	12	10
Camp RiverBend	16	14
Total Transition Program	60	53

Community Custody	Capacity	Typical Utilization
Residential	269	213
Foster Care	49	28
Total Community	318	241

Population & Costs



Cost Per Day: Community-Based Program



Level of Care Tier	Tier Description
Tier 1	Foster Care
Tier 2	Transitional Housing/Youth Care Center
Tier 3	Proctor Care
Tier 4	Independent Living Residential
Tier 5	Basic Residential
Tier 6	Intensive Residential/Short-term Stabilization
Tier 7	Intensive Behavioral Support
Tier 8	Psychiatric Residential Treatment Services

Population & Costs



Cost per Day: OYA Close Custody

	Cost Per Day
Average Close Custody (YCF)*	\$758
Average Transitional Custody (Camp)*	\$672
Average Cost (All Facilities)	\$745

*25-27 Current Service Level; weighted by population in each type of facility

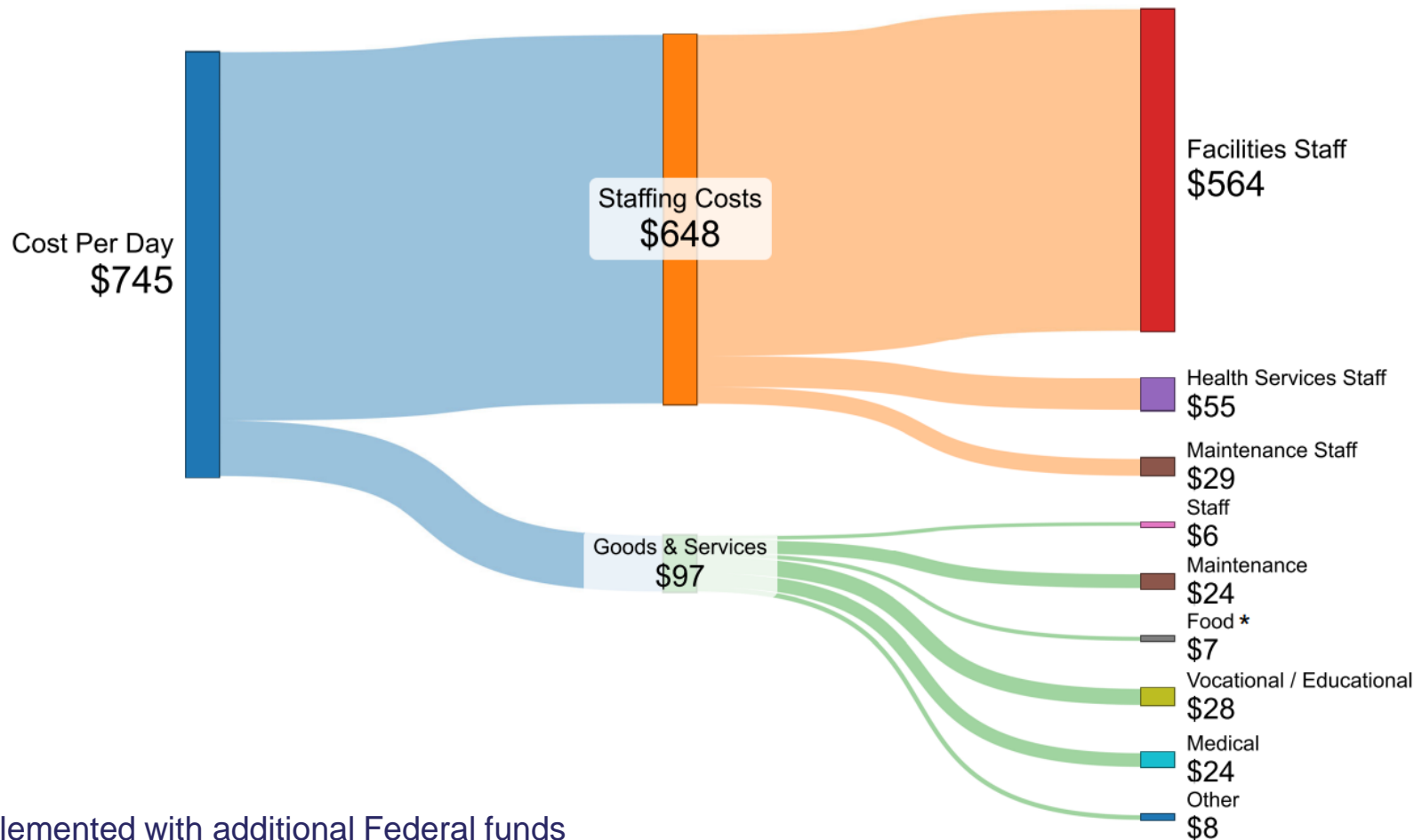
Level 3 - Restricted

Population & Costs



Cost Per Day: Close Custody

OYA FACILITY COST PER DAY - 2025-27 GB CSL \$745 PER DAY



*Supplemented with additional Federal funds

National Comparators



Population & Costs



National Comparators

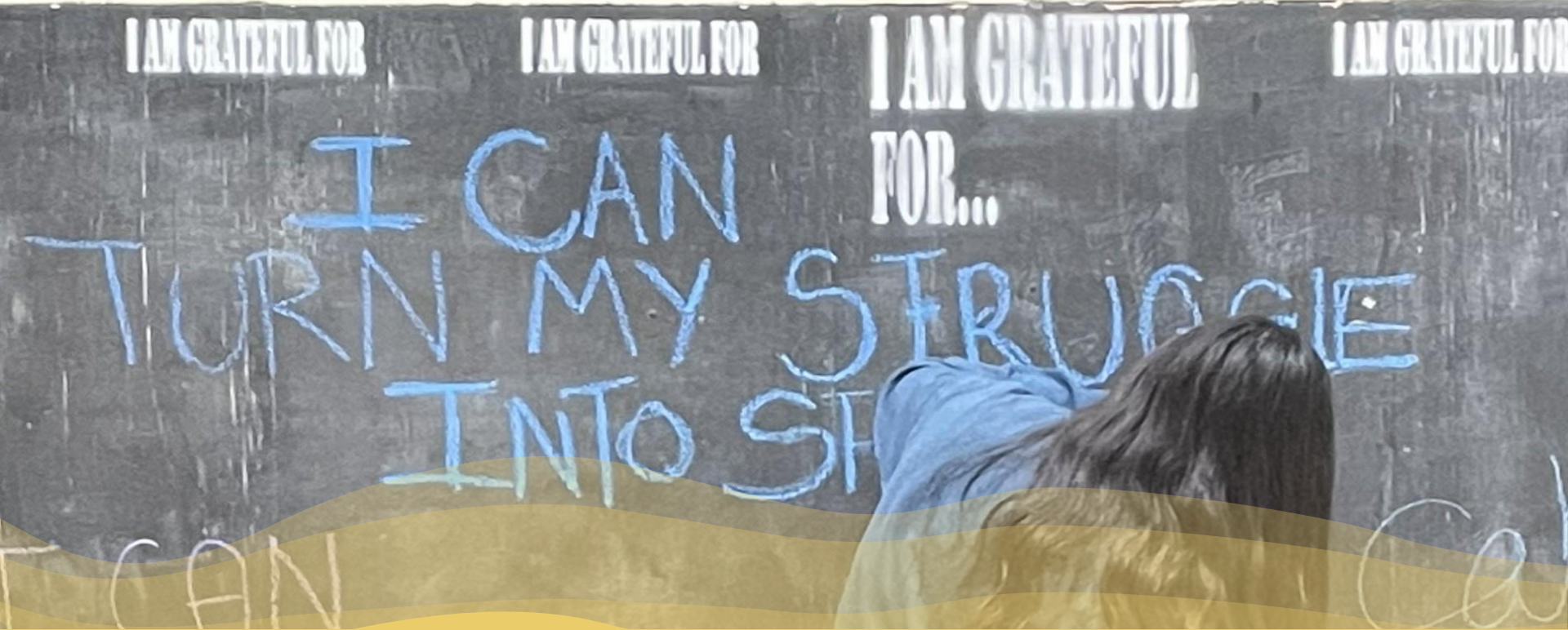
State	Cost Per Day 2024
California (FY23)*	\$1,227
Washington Average	\$819
National Average**	\$713
Utah	\$681
Ohio	\$610

Oregon Average

\$745

*Increased costs due to closing facilities

A 2020 national study by the Justice Policy Institute found that the average state cost for the secure confinement of a young person was \$588 per day. From 2020 to 2024 the U.S. CPI increased by 21%. This computes to a national average of **\$713 (with inflation) in 2024 using the national average from 2020.



Conclusion