



# Community College Funding

John Wykoff, Deputy Director  
Oregon Community College Association  
House Committee on Higher Education and  
Workforce Development, April 1, 2025.

# **Community Colleges WORK for Oregon**

**Oregon's most affordable choice for  
higher education for ALL Oregonians**



**60**  
**SATELLITE**  
**LOCATIONS**



**200,573**

*Student  
Headcount  
Statewide,  
2023-2024*

**↑ 3.8%**  
Increase  
Over  
2022-2023

# Education that **WORKS** for Oregonians

## Community colleges provide:

- Open Access: CCs serve students **regardless of education & skill level** – primary access point to **economic opportunity**
- **Affordable, quality education close to home**
- Programs **relevant** to local business/industry needs
- CCs serve more **systemically-marginalized students** than any other sector of higher ed



# Primary Areas of Study that WORK

**2023-2024 Academic Year**

*Source: HECC Data Mart, 1/15/2024*

**Lower Division Collegiate – 44%**

**Non-Credit – 38%**

**For-Credit CTE – 16%**

**For-Credit Developmental Education – 1%**

**Other program areas:**

- GED/Adult Basic Education
- Dual Credit
- Community Education
- Apprenticeships
- Department of Corrections Education



## HEADCOUNT

200,573

*(statewide, 2023-2024)*

## CERTIFICATES AWARDED

5,583

## DEGREES AWARDED

10,334

*(statewide, 2023-2024)*



# Student Demographics & Completions - Statewide

Source: HECC Community College Enrollment & Data Mart (1/15/2024), 2023-2024

## **For-Credit Students**

Full-Time (36 or more credits) – 9.4%

Part-Time (less than 36 credits) – 52.4%

Non-Credit Only – 38.2%

**Full-Time Equivalency (FTE)** 69,222

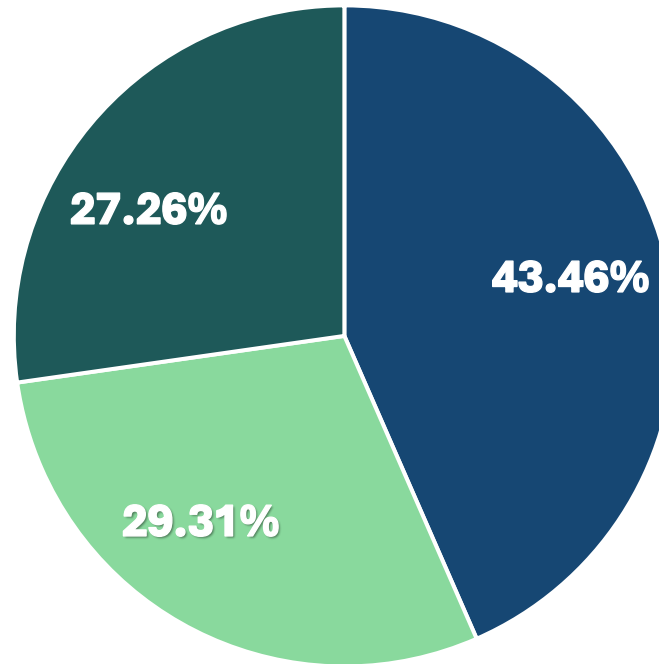
**Pell Grant Eligible Students** 24,592



# **Student Demographics - Statewide**

*Source: HECC Community College Enrollment, 2023-2024*

# Revenue Sources as Percent of Total



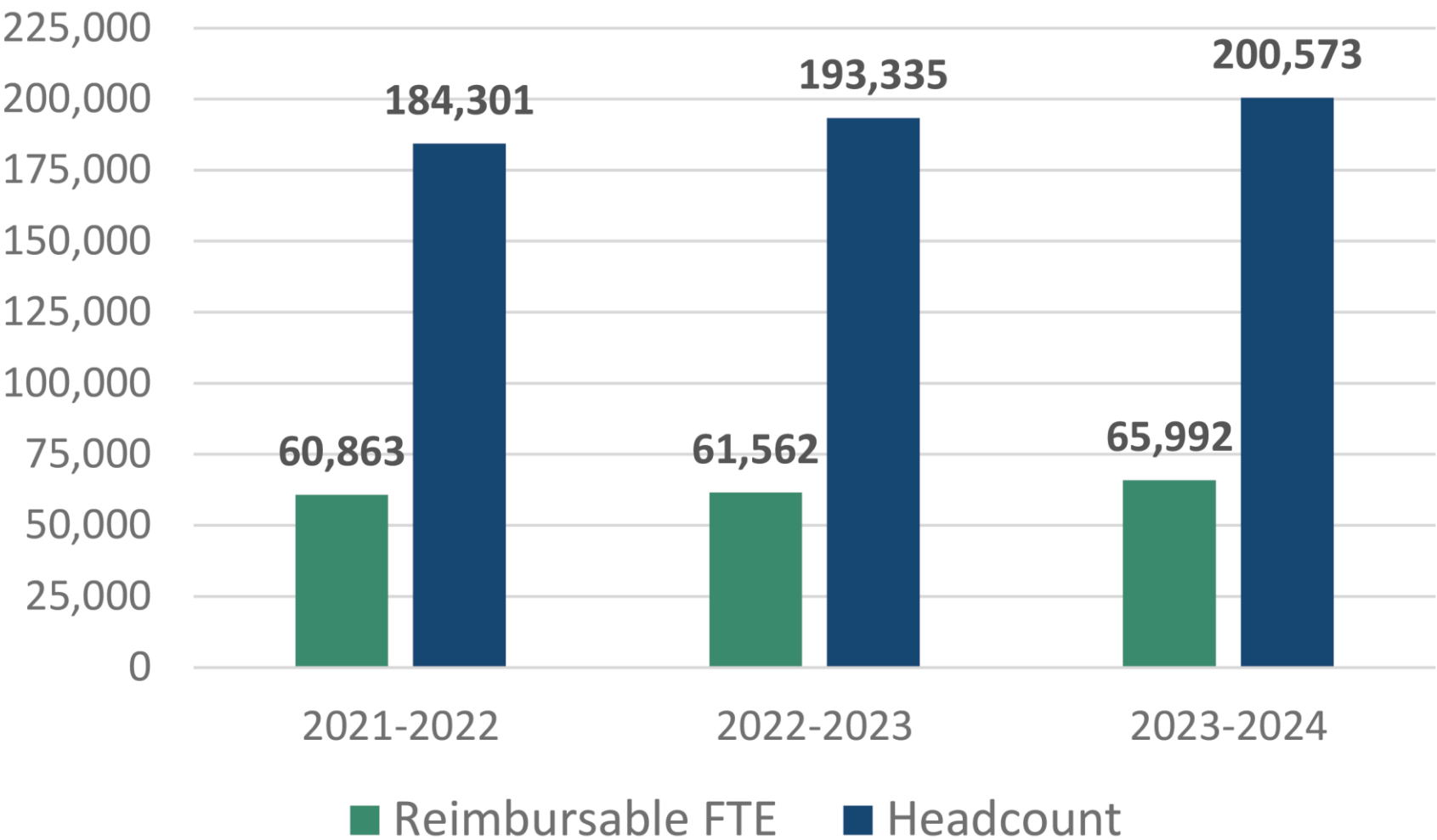
■ State Funding ■ Property Taxes ■ Tuition



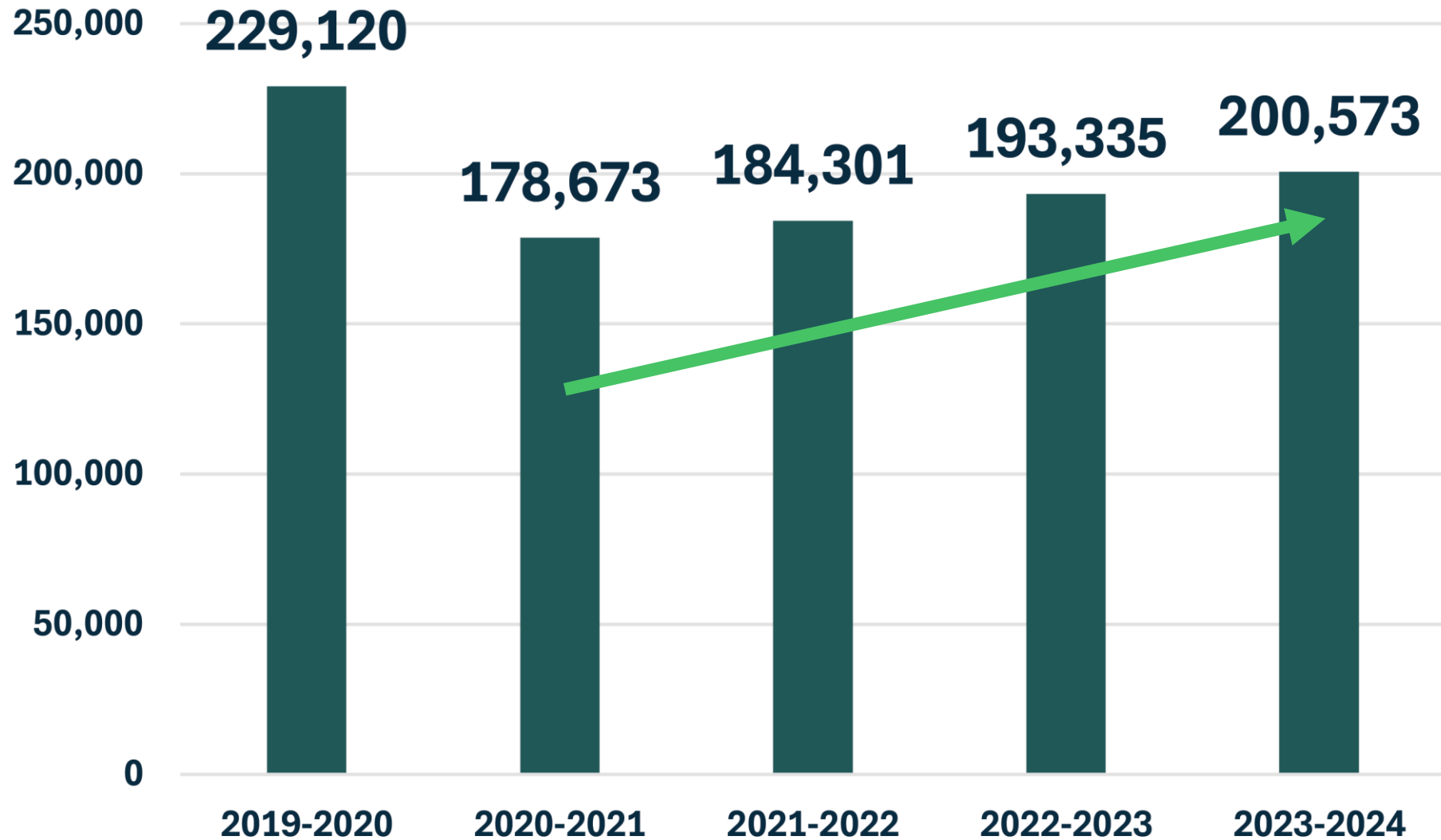
# Enrollment Continues to Increase

## Headcount & Full-Time Equivalency (FTE) 2021-2024

Source: HECC Datamart 2025



## Headcount - Statewide



# Per Student Funding

---

<b>FTE</b>	<b>\$10, 189</b>
<b>Headcount</b>	<b>\$ 3,186</b>

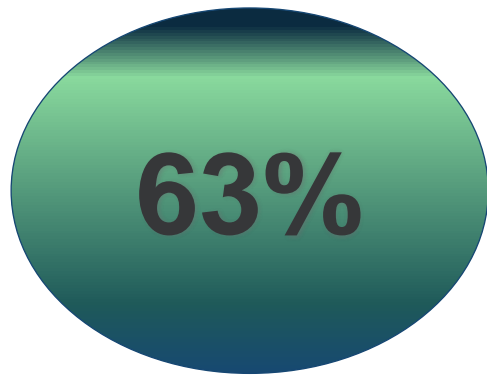


Tillamook Bay Community College

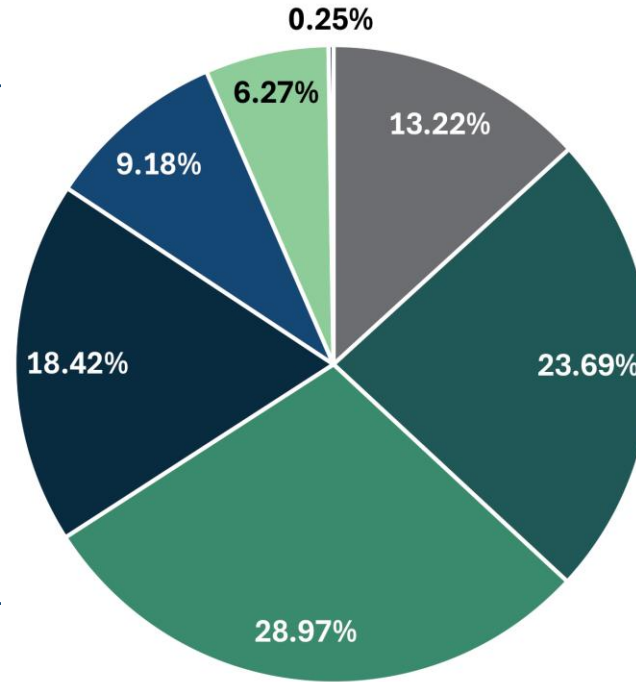


# Community College Student Ages

*Community College Enrollment by Age (Headcount)  
2023-2024*



Majority of CC students don't enroll directly from high school



- < 18 (High School)
- 18-21 (Traditional)
- 22-34 (Early-Career)
- 35-49 (Mid-Career)
- 50-64 (Late-Career)
- 65+ (Seniors)
- Not Reported

# Community College Support Fund (CCSF)

---

- Governors Recommended Budget for CCSF: \$854.4 million (state CSL)
- **True CSL for community colleges: \$920 million**
  - ❖ *What's needed to sustain current services with only modest tuition increases*
  - ❖ *Covers rising costs of operations, ensuring colleges can maintain essential programs and avoid potential cuts – to protect current services colleges need an increase of 15.7 percent from the 2023-2025 biennium.*
  - ❖ *Accounts for steady enrollment increase trend over last two years – Fall FTE was up 7% statewide, with a 4.3% increase in statewide headcount over 2023*

# State CSL Calculation Gaps

---

- **Health Care Costs**
- **Salary Increases**
- **Unfunded Mandates**
- **Tuition Revenue**



Treasure Valley  
Community College



# Community College Students Face Costs Beyond Tuition

Tuition & Fees	Books & Supplies	Room & Board	Personal Expenses & Transportation	Total
\$6,753	\$1,462	\$15,043	\$3,938	\$27,196

Sources: HECC-OSAC “2024-25 Standard Student Budgets for Oregon Public Postsecondary Institutions”  
<https://www.oregon.gov/highered/access/Documents/OSAC/Student%20Budgets.pdf>

# State & Federal Grants Trail Behind Costs



<b>Maximum Pell Grant:</b>	<b>\$7,395</b>
<b>Maximum Oregon Opportunity Grant:</b>	<b>\$3,900</b>
<b>Maximum Oregon Promise Grant:</b>	<b>\$4,422</b>
<b>Maximum Total State/Federal Grant Funds:</b>	<b>\$15,717</b>
<b>Average Cost of Attendance:</b>	<b>\$27,195</b>
<b>Difference:</b>	<b>-\$11,478</b>

*Sources:* <https://oregonstudentaid.gov/grants/oregon-promise-grant/>,  
<https://oregonstudentaid.gov/grants/oregon-opportunity-grant/>,  
<https://studentaid.gov/articles/dont-miss-out-on-pell-grants/>,  
<https://www.oregon.gov/highered/access/Documents/OSAC/Student%20Budgets.pdf>

# State Aid Isn't Enough

## Students Need Financial Support

16,783

Community college students who received the **Oregon Opportunity Grant** for 2020-2021

9,039

Community college students who received the **Oregon Promise Grant** for 2022-2023

25%

Number of community college students **unable to meet expenses** with expected resources (family contributions, student earnings, grant aid) in 2022-2023



2024-2025 Oregon Opportunity Grant  
Amounts for Community College Students:  
**\$900-\$3,900**



# Student Basic Needs

*“Federal and state policymakers, as well as leaders of higher education, have a tremendous opportunity to increase the number of Americans attending and completing college by supporting their basic needs.”*

*Source: Hope Center Basic Needs Survey 2025 Executive Summary*

## 59%

Number of community college students who experience **at least one form of basic needs in security** in the U.S.

- Childcare
- Food
- Healthcare/Mental Health
- Housing and/or Utilities
- Transportation



Clackamas Community College

# **Community Colleges WORK for the Economy**

**Oregon's best investment for a  
strong, diverse & skilled workforce**

# Community Colleges WORK for Oregon

## Putting Oregonians to WORK

- Short-term programs = **fast entry** into workforce
- Colleges are **nimble** & can **react quickly** to employer & job-seeker needs
- **Partner** with business/industry for work-ready employees



Clatsop Community College



# Career & Technical Education Works

- Career Technical Education (CTE) provides students of all ages with the academic and technical **skills, knowledge, and training necessary to succeed in future careers and to become lifelong learners.**
- CTE helps Oregonians gain the skills, technical knowledge, academic foundation, and **real-world experience needed to prepare for high-skill, high-demand, and high-wage careers.**





# Total Annual Economic Impact of Oregon's Community Colleges

**\$9.6 billion**

**117,970  
jobs supported**



## Operations Spending Impact

Colleges' payroll and  
other spending + ripple effects

**\$769.8 million**

Added State Income

----- or -----

**9,894**

Jobs supported in the state



## Alumni Spending Impact

Higher alumni earnings and increased  
business profit + ripple effects

**\$8.6 billion**

Added State Income

----- or -----

**104,806**

Jobs supported in the state



## Construction Spending Impact

Colleges' construction  
expenditures + ripple effects

**\$28.4 million**

Added State Income

----- or -----

**346**

Jobs supported in the state

# Community Colleges WORK for Oregon

**1** OUT OF **22**  
EVERY  
JOBS IN OREGON IS  
SUPPORTED BY THE  
ACTIVITIES OF  
COLLEGES & THEIR  
STUDENTS



Linn-Benton Community College



# Questions?

---

[jwykoff@occa17.com](mailto:jwykoff@occa17.com)