



Oregon

Tina Kotek, Governor



OREGON
DEPARTMENT OF
EDUCATION

Oregon achieves . . . together!

Dr. Charlene Williams
Director of the Department of Education

TO: Co-Chair Sollman, Co-Chair Ruiz, & Members of the Joint Subcommittee On Ways and Means On Education

DATE: Mar 14, 2025

FROM: Kai Turner, Assistant Superintendent Office of Finance & Information Technology

RE: Question posed of the Oregon Department of Education's Presentation on March 12th

Co-Chair Frederick, Co-Chair McLain, and Members of the Joint Subcommittee On Ways and Means Subcommittee On Education,

Thank you so much for the opportunity to provide information about SB 5515/5516 during Day 3 of our Presentation to the Joint Subcommittee On Ways and Means on Education. We are more than happy to continue providing information to you on our work and look forward to our continued partnership on behalf of all Oregon students. Please do not hesitate to reach out to me if you need further clarification.

With gratitude,
Kai Turner

Questions & Answers

Question: YDO saw a diminishing in Other Funds, what was the reason for that?

Response:

The reduction of Other Funds between 23-25 to 25-27 was caused by the phasing out of the Future Ready Oregon program.

Question: Provide demographic information about the kids YDO is serving?

Response:

Attached below is information on the demographics of children YDO serves through JCP Programs, Reengagement Grants, and Community Investment Grants

Question: Where are the major differences in operations in what you had last time you presented to what you've shared today (23-25 CSL to 25-27 CSL)?

Response:

Major Operational Changes from 2023-25 CSL to 2025-27 CSL				
Full Session 2023				
OEDI SSA	\$543k	HB5014 POP 101 Immigrant & Student Success	SSA	
Mental Health Team	\$1.9 million	HB5014 POP 102 Health & Mental Health	FF	ESSER
OEII- Systems	\$101k	HB5014 Rual and Small dist Tech Supp	SSA/FF	
OESO	\$200k	Support general supervision for IDEA	FF	
EAC	\$552k	HB5014 POP 301 Tribal and Alaska Native Educator Training prog for students	SSA	
Multi Office	\$1.7 million	HB5014 POP 109 EGMS-School Finance Staff	GF/SSA	
RADAR	\$500k	HB2656 School Surveys	GF	
Recovery Schools	\$2.3 million	HB2767- Recovery Schools	GF	
OIE/OFIT/OTLA/OEDI/OEII	\$4.3 million	HB3198 Early Literacy	SSA	
SIS OTLA	\$426k	SB3 Diploma Requirements	GF	
Misc/OESO IDEA	\$3.1 million	SB819	GF	
School Facilities	\$3 million	SB1002 School Safety Emergency Management	OF	
SIS OTLA	\$506k	SB1050 Ethnic Studies	GF	
Misc/EAC Admin	\$6.1 million	SB5506 EOS- Professional Devlp Platform, State School Fund Mod,	SSA	
February Session 2024				
		SB5701 Misc- Investigations & Complaints to investigate backlog of appeals of complaints, Fiscal Transparency Team, Social Emotional Learning, CNP		
Multi Office	\$6.5 million	Summer EBT, State School Fund Modernization	GF	
SIS OTLA	\$2 million	HB5204 Opioid	GF	
OEDI	\$244k	SB1532 Refugee/Immigrant Plan Student Success Plan	SSA	
		SB1552 Youth Advisory Group- to involve Youth in policy making process in the state		
DO	\$200k		GF	
Essential Packages				
Multi Office	-\$561 million	022 Phase-outs ESSER Federal Pandemic Funding	FF	

Question: Is there still overlap between the DELC operations and ODE operations? What are they and where? Are there duplicative efforts?

Response:

The majority of DELC and ODE operations have completely separated and there is no overlap. The only exception is the remaining grants that DELC entered into when they were part of ODE. The Federal Government would not allow us to transfer ownership of them to DELC. In these particular case, DELC is the sole manager of the grant and ODE's only role is drawing down the funds upon DELC's request. However, from a programmatic standpoint ODE and DELC remain close collaborators and partners on key initiatives that have intersectionality.

Question: It states the Director's Office investigates suspected sexual misconduct by non-licensed school employees. How is this different from what TSPC does? How many staff do you have in this investigation area of the agency?

Response:

ODE is responsible for investigating reports of suspected sexual conduct involving a student and an individual who is a school employee, contractor, agent, or volunteer who is not licensed with the Teacher Standards and Practices Commission (TSPC). TSPC is responsible for investigating reports of suspected sexual conduct involving commission licensees. The Reports and Investigations of Sexual Conduct (RISC) Unit includes 10 FTE: 1 FTE Compliance and Regulatory Manager 1; 1 FTE Operations and Policy Analyst 3; 1 FTE Compliance Specialist 3; 6 FTE Investigator 2; and 1 FTE Administrative Specialist 2.

Question: What impacts do you foresee the Governor's accountability measure having on operations? What will be needed to support it? Does any portion of the GB cover this?

Response:

The potential impact of the Governor's accountability measures of HB2009 and SB141 on our operations is the core consideration of alignment. Our current service levels reflect our present operational structure. However, we are actively engaged in discussions to reconfigure our operations and collaborative efforts with district partners to effectively implement the Governor's vision.

We are having active conversations exploring opportunities to integrate the accountability framework, as outlined in HB2009 and SB141, into the ODE's organizational culture. This includes evaluating existing positions and resource allocation to ensure they support the new alignment.

While we understand the importance of providing detailed projections, we want to ensure that any information shared is accurate and reflects the ongoing collaborative process. We recognize the significance of this work and are committed to its intentional and thorough execution. We will provide further information as these discussions progress.

CHARACTERISTICS OF YOUTH SERVED BY JCP PROGRAMS

Average age of youth

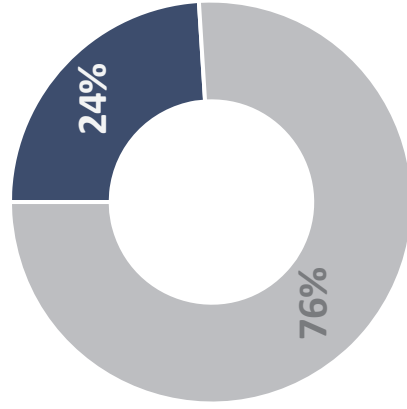
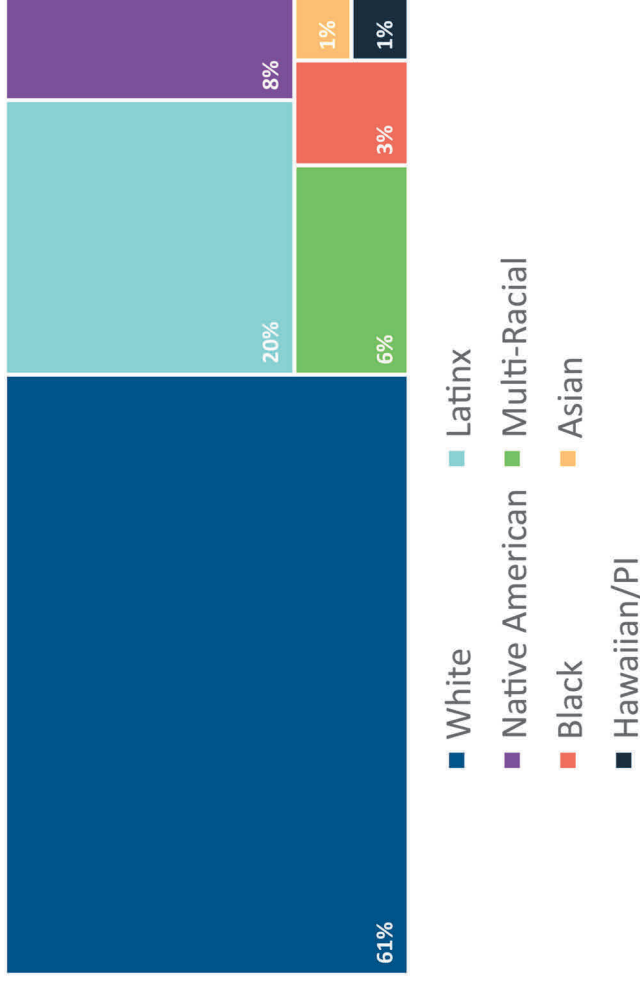
14

(range of 7-19)

13 and younger (64%)

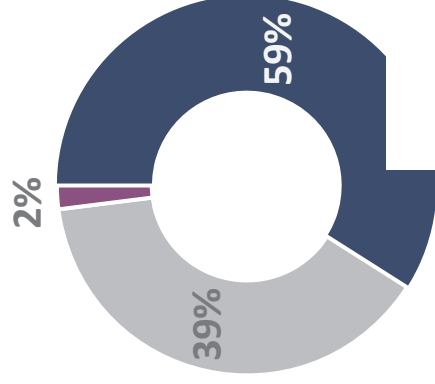
14 and older (36%)

Please see Appendix E for a description of youth 9 and younger.



Counties with Populations of 300K or More

Counties with Populations Less Than 300K and Tribes



Male Female Another Gender

JCP serves a diverse group of youth and due to collaborations with the 9 Oregon Tribes is able to serve a notable group of Native youth.

39% of the youth are from groups that have historically experienced discrimination/from historically marginalized groups.



**YDO Reengagement Grants
(July 1, 2023 - June 30, 2024)
Year 1 Data of 2-Year Grants**

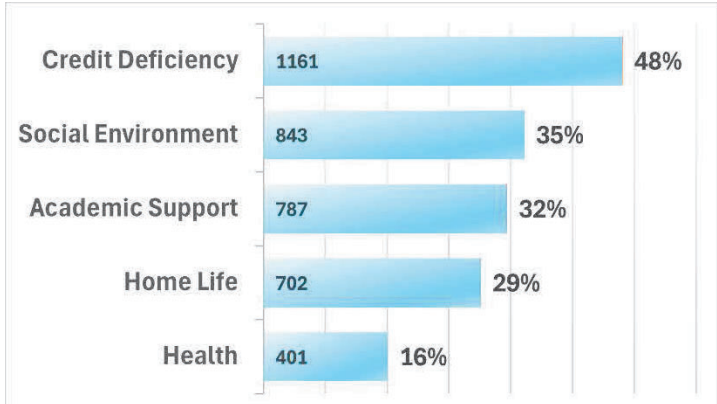
**4250 Youth
Contacted**

**2452 Youth
Enrolled**

**377 Diplomas /
GEDs Earned**

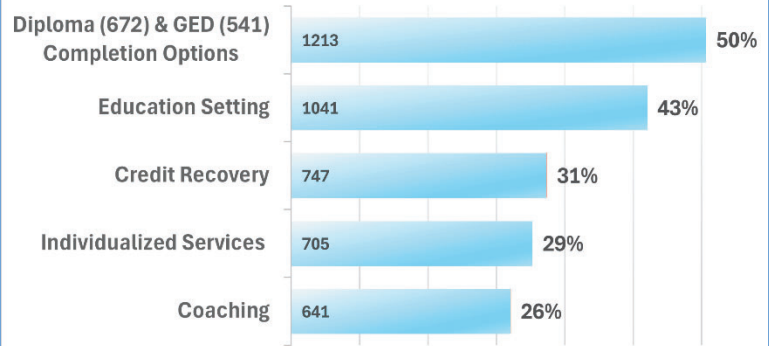
**36 Grants
31 Opportunity &
5 Collaborative Grants**

TOP 5 REPORTED REASONS FOR DISENGAGING



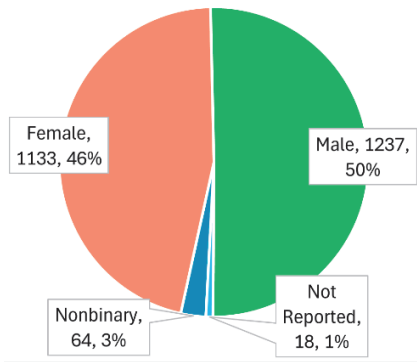
(Multiple responses allowed. 5670 total responses from 2437 participants)

TOP 5 REPORTED REASONS FOR ENTERING REENGAGEMENT



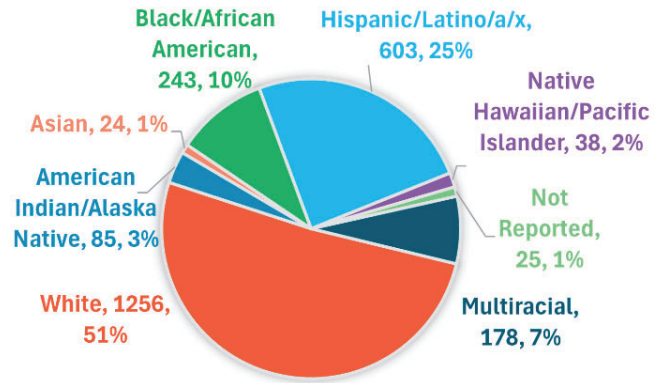
(Multiple responses allowed. 8047 total responses from 2438 participants)

PARTICIPATION BY GENDER



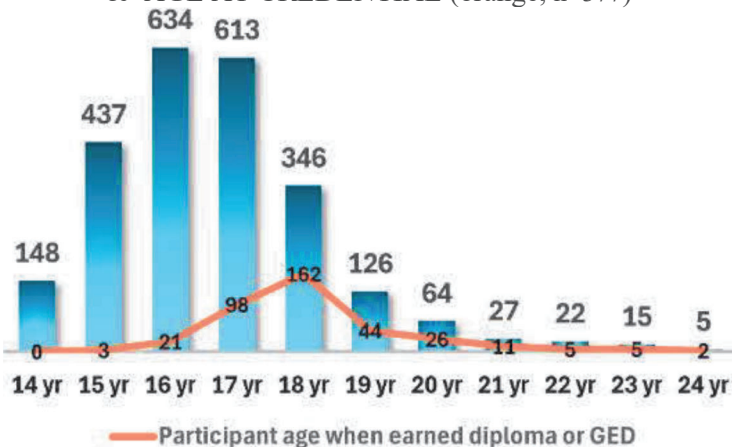
(n=2452)

PARTICIPATION BY RACE/ETHNICITY

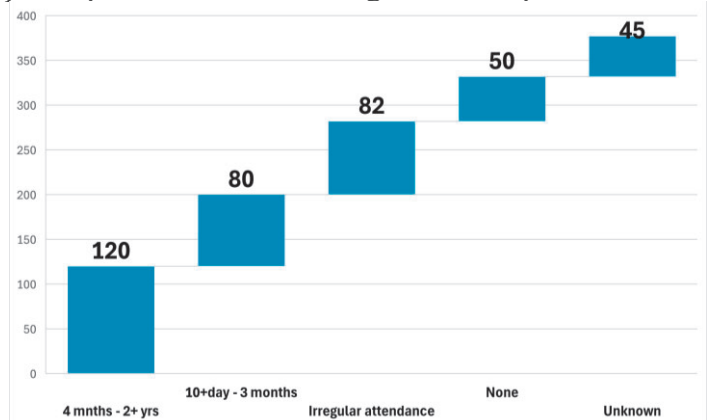


(n=2452)

PARTICIPATION BY AGE AT START DATE (blue, n= 2437) & AGE AT CREDENTIAL (orange, n=377)



Length of time out of school at program entry for 377 participants who earned a high school diploma or GED



(n=377)



Youth Development Oregon

**Community Investment Grants
(July 1, 2023 - June 30, 2024)
Year 1 Data of 2-Year Grants**

8,996 Youth Served	7,159 Promise	1,241 Solutions	596 Workforce
------------------------------	-------------------------	---------------------------	-------------------------

