

Firearm Injury in Oregon

Kathleen Carlson, MS, PhD

Founding Director, OHSU Gun Violence Prevention Research Center

Professor, Epidemiology, OHSU-PSU School of Public Health

March 13, 2025



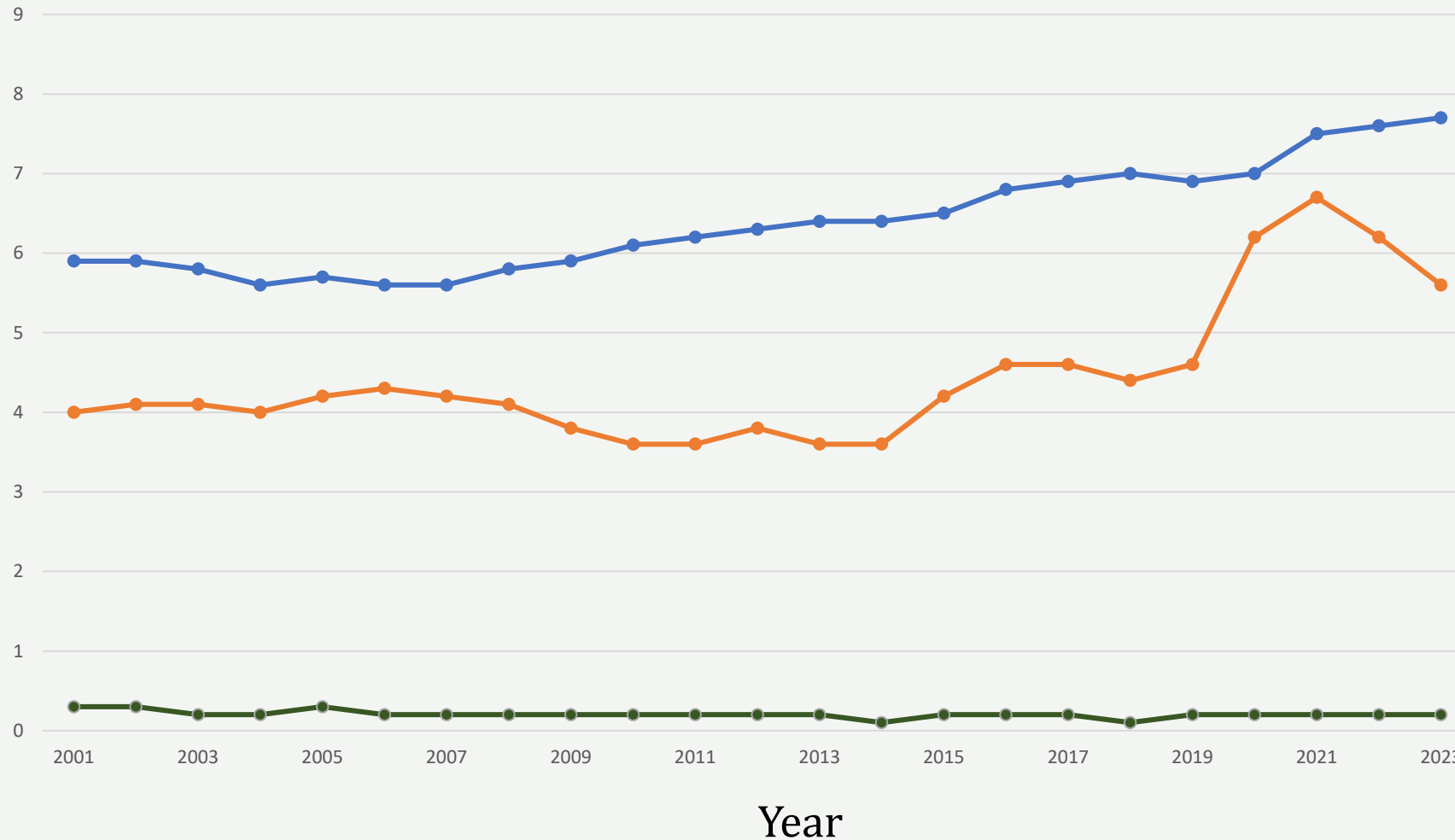
SCHOOL OF
PUBLIC HEALTH

Fatal Firearm Injury in the U.S.

- Between 2019 and 2023, there were an estimated **228,691 fatal firearm injuries** in the US, for an average of 45,738 deaths each year
 - 56% related to suicide
 - 41% related to homicide
 - 3% unintentional (2,496), legal intervention, or undetermined
- Firearm injuries are the **leading cause of death among US children**
 - 21,599 children died between 2019 and 2023, an average of 4,320 each year
 - 30% related to suicide, 65% to homicide, and 5% other (720 unintentional)
- Rates of fatal firearm injuries have been **increasing** for many years

Fatal Firearm Injury in the U.S.

Age-
Adjusted
Fatality
Rate per
100,000



From 2001 to
2023, rates
increased:

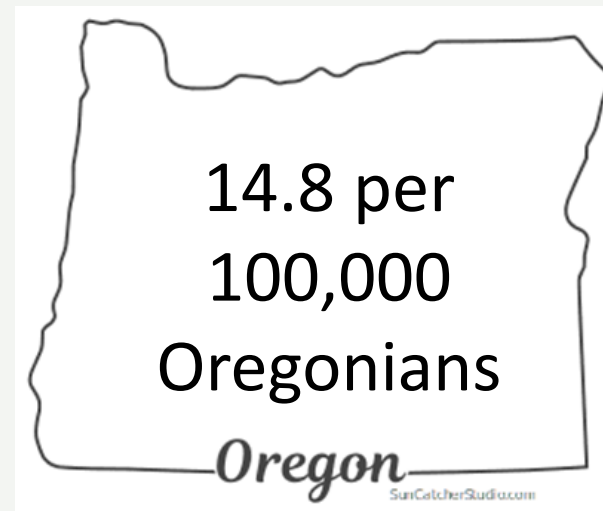
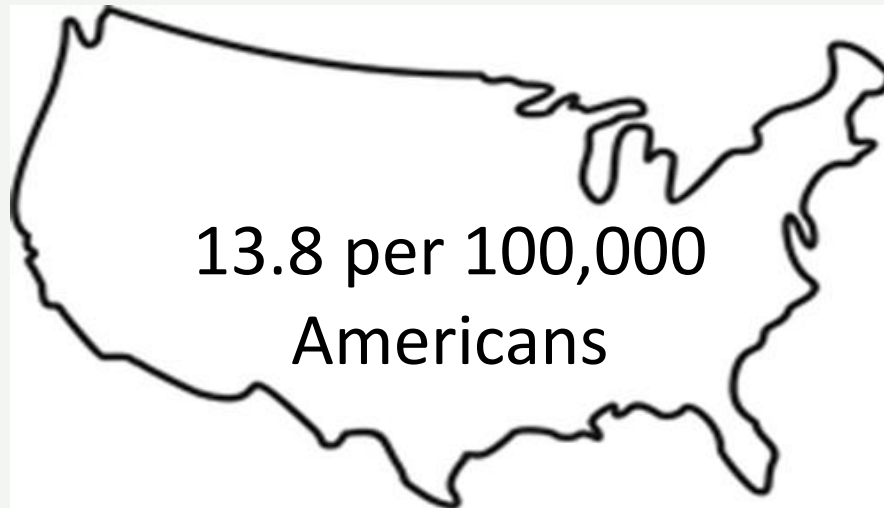
← 38%

← 34%

Suicide
Homicide
Unintentional

Source: Centers for Disease Control and Prevention. Web-based Injury Statistics Query and Reporting System, WISQARS Fatal and Nonfatal injury Reports. Accessed March 11, 2025. <https://wisqars.cdc.gov/>

2023 Fatal Firearm Injury Rates, U.S. vs. Oregon



7% higher rate
in Oregon than
across US

22% higher rate in Oregon than in Washington (12.1/100,000)

74% higher rate in Oregon than in California (8.5/100,000)

Source: Centers for Disease Control and Prevention. Web-based Injury Statistics Query and Reporting System, WISQARS Fatal and Nonfatal injury Reports. Accessed March 11, 2025. <https://wisqars.cdc.gov/>

Fatal Firearm Injury in Oregon

- Between 2019 and 2023, there were an estimated **3,125 fatal firearm injuries** in Oregon, for an average of 625 deaths each year
 - 77% related to suicide (2,391)
 - 20% related to homicide (622)
 - 3% unintentional, legal intervention, or undetermined
 - There were **18 mass shooting events** between 2019 and 2023*
- Between 2019 and 2023, 172 Oregon **children died** from firearm injuries
 - 53% (92) related to suicide, 44% (75) to homicide, and 3% other

Source: Centers for Disease Control and Prevention. Web-based Injury Statistics Query and Reporting System, WISQARS Fatal and Nonfatal injury Reports. Accessed March 11, 2025. <https://wisqars.cdc.gov/>

*Source: Gun Violence Archive, Database Search. Accessed March 12, 2025, <https://www.gunviolencearchive.org/>

Fatal Firearm Injury in Oregon

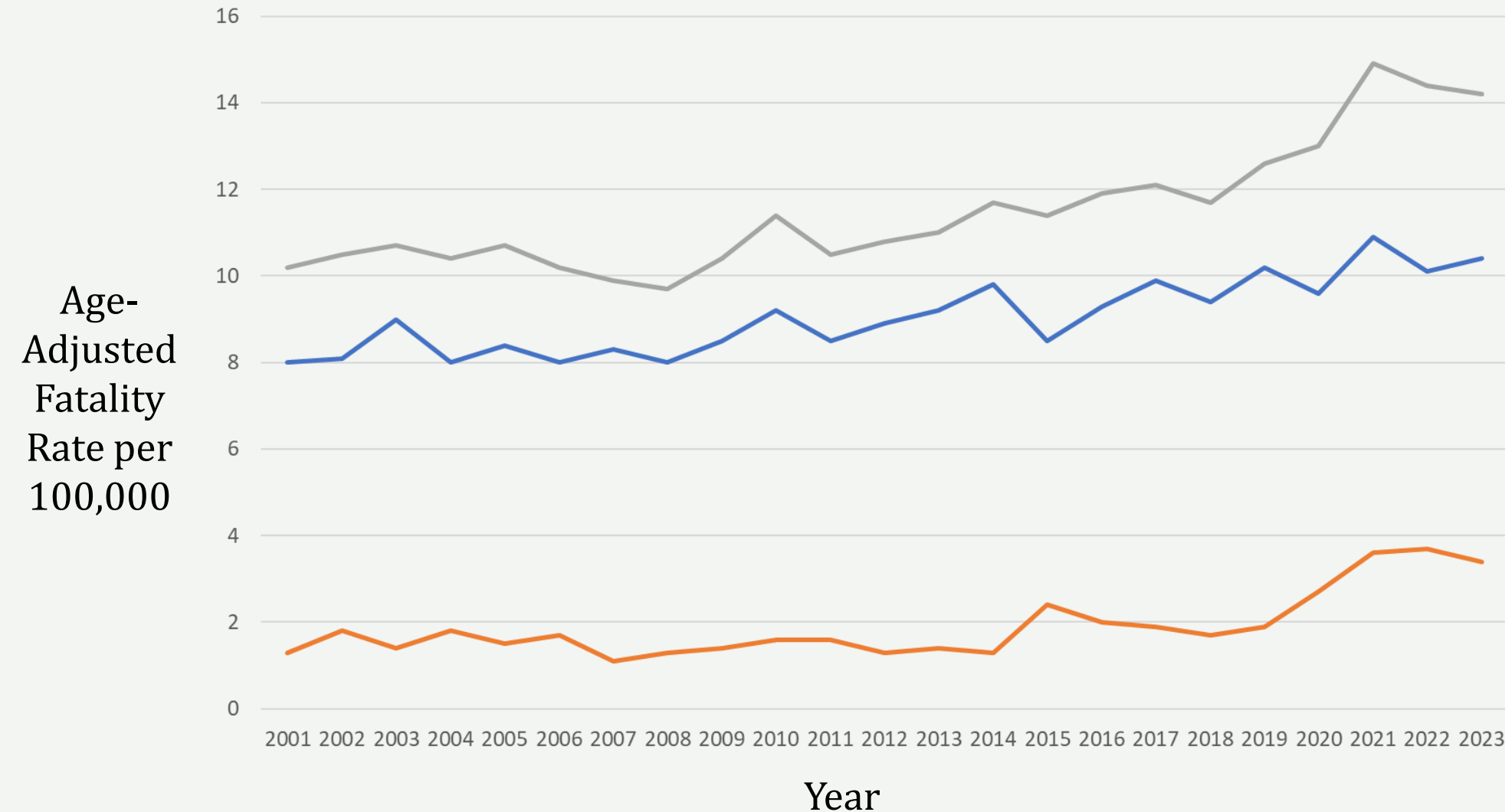
From 2001 to
2023, rates
increased:

← 40%

← 43%

← 133%

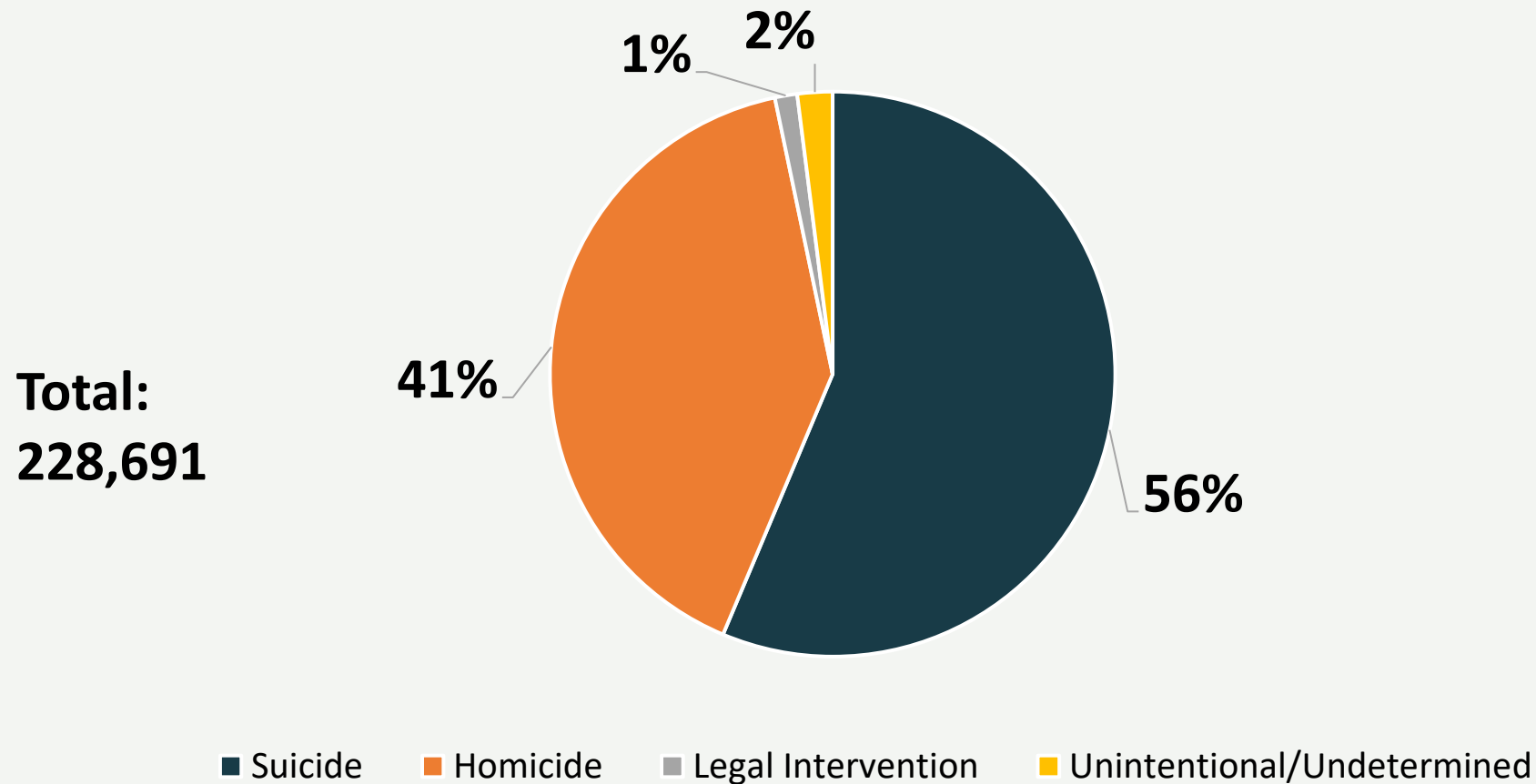
■ Total
■ Suicide
■ Homicide



Source: Centers for Disease Control and Prevention. Web-based Injury Statistics Query and Reporting System, WISQARS Fatal and Nonfatal injury Reports. Accessed March 11, 2025. <https://wisqars.cdc.gov/>

Fatal Firearm Injuries, U.S., 2019- 2023

By Intent

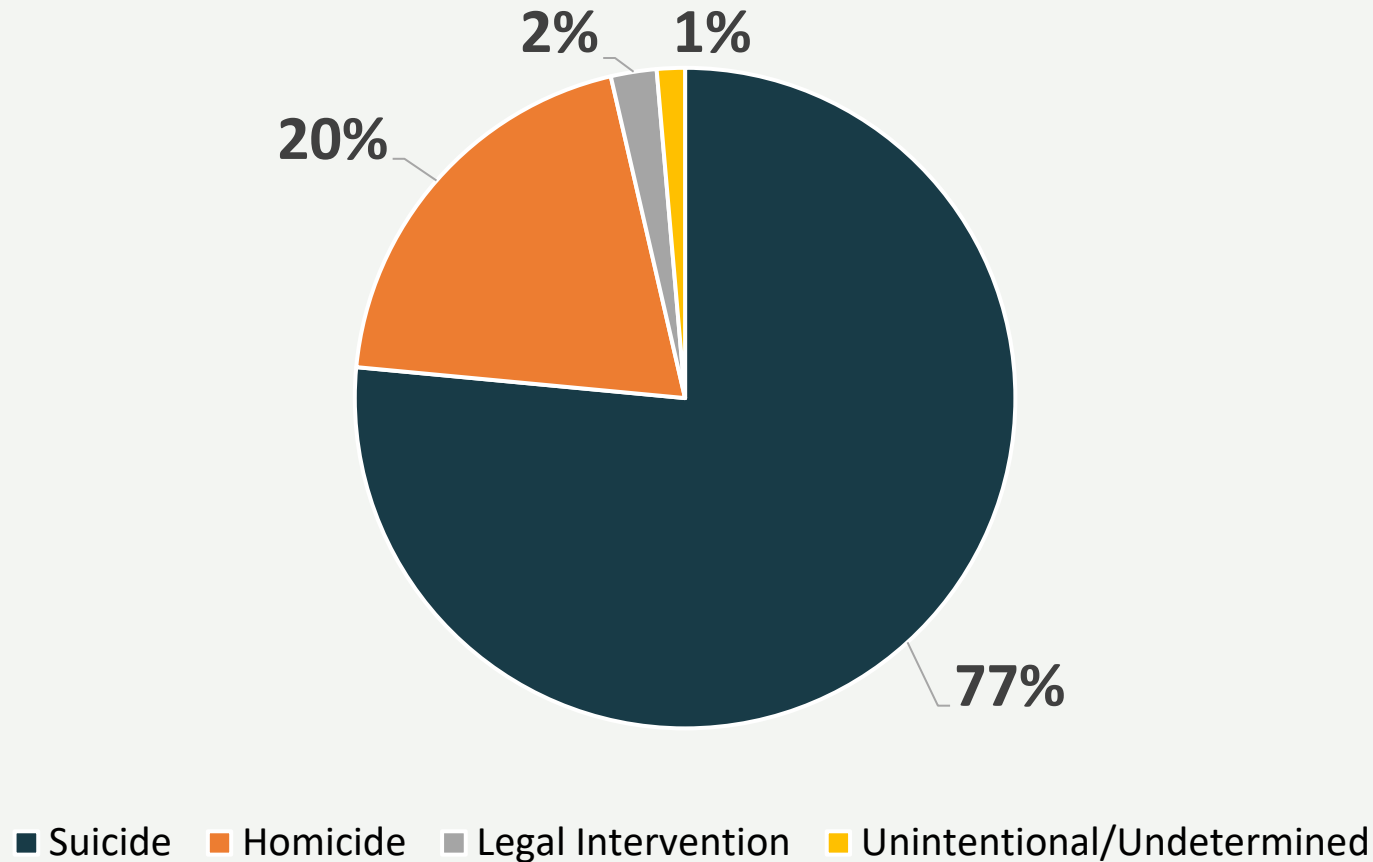


Source: Centers for Disease Control and Prevention. Web-based Injury Statistics Query and Reporting System, WISQARS Fatal and Nonfatal injury Reports. Accessed March 11, 2025. <https://wisqars.cdc.gov/>

Fatal Firearm Injuries, Oregon, 2019-2023

By Intent

Total:
3,125



40% higher rate of firearm suicide in Oregon than across the U.S. (10.2 vs. 7.3/100,000)

29% higher rate of firearm suicide in Oregon than in Washington (10.2 vs. 7.9/100,000), and **168% higher rate** than in California (10.2 vs. 3.8/100,000)

Source: Centers for Disease Control and Prevention. Web-based Injury Statistics Query and Reporting System, WISQARS Fatal and Nonfatal injury Reports. Accessed March 11, 2025. <https://wisqars.cdc.gov/>

Firearm Suicide

Rural communities in Oregon are disproportionately impacted by firearm suicide¹

- Between 2019 and 2023, the rate of firearm suicide was **66% higher among rural Oregonians** than non-rural Oregonians
 - Rural: 598 firearm suicides; rate of 15.4/100,000
 - Non-rural: 1,793 firearm suicides; rate of 9.2/100,000

Veterans in Oregon are disproportionately impacted by firearm suicide²

- In 2021, the rate of suicide was **92% higher among Veterans** than all Oregonians
 - Veterans: 139 suicides; rate of 50.0/100,000
 - All Oregonians: 872 suicides; rate of 25.8/100,000
- **71% vs. 57%** of Veteran vs. all suicides in Oregon were completed using firearms

Sources:

1. Centers for Disease Control and Prevention. Web-based Injury Statistics Query and Reporting System, WISQARS Fatal and Nonfatal injury Reports. Accessed March 10, 2025. <https://wisqars.cdc.gov/create-tables/>
2. US Department of Veteran Affairs. Oregon Veteran Suicide Data Sheet, 2021. October 2023. Accessed March 11, 2025. <https://www.mentalhealth.va.gov/docs/data-sheets/2021/2021-State-Data-Sheet-Oregon-508.pdf>

Lethal Means Safety

- Firearm injury is the **most lethal means** of suicide
 - Approximately **90% of firearm suicide attempts result in death**¹
 - Fatality rates from other means range from 0.7% to 56%
- The majority of people who survive a suicide attempt do not go on to later die by suicide^{2,3}

Sources:

1. Conner A, Azrael D, Miller M. Suicide case-fatality rates in the United States, 2007 to 2014: A nationwide population-based study. *Ann Intern Med*. 2019 Dec 17;171(12):885-895.
2. Carroll R, Metcalfe C, Gunnell D. Hospital presenting self-harm and risk of fatal and non-fatal repetition: Systematic review and meta-analysis. *PLoS One*. 2014;9(2):e89944.
3. Owens D, Horrocks J, House A. Fatal and non-fatal repetition of self-harm: Systematic review. *British Journal of Psychiatry*. 2002;181(3):193-199.

Firearm Homicide

- Between 2019 and 2023, there were **622 firearm homicides** in Oregon
- **Higher rates** in communities that have experienced historic and present-day disinvestment
 - Rates of 25.6 for Black, 3.9 for American Indian/Alaska Native, and 3.8 for Hispanic Oregonians, compared to 2.5 per 100,000 for White Oregonians

Domestic Violence-related Homicides

- Between 2019 and 2023, there were **136 domestic violence-related firearm injuries** in Oregon
 - 69 involved fatalities (82 victims)
 - 44 additional nonfatally injured victims
 - 42 suspects also fatally or nonfatally injured

*Domestic violence-related homicide includes: spouse or other intimate partner (current or ex), parent, child, other relative, and other intimate partner involvement.

Source: Gun Violence Archive, Database Search. Accessed March 12, 2025, <https://www.gunviolencearchive.org/>

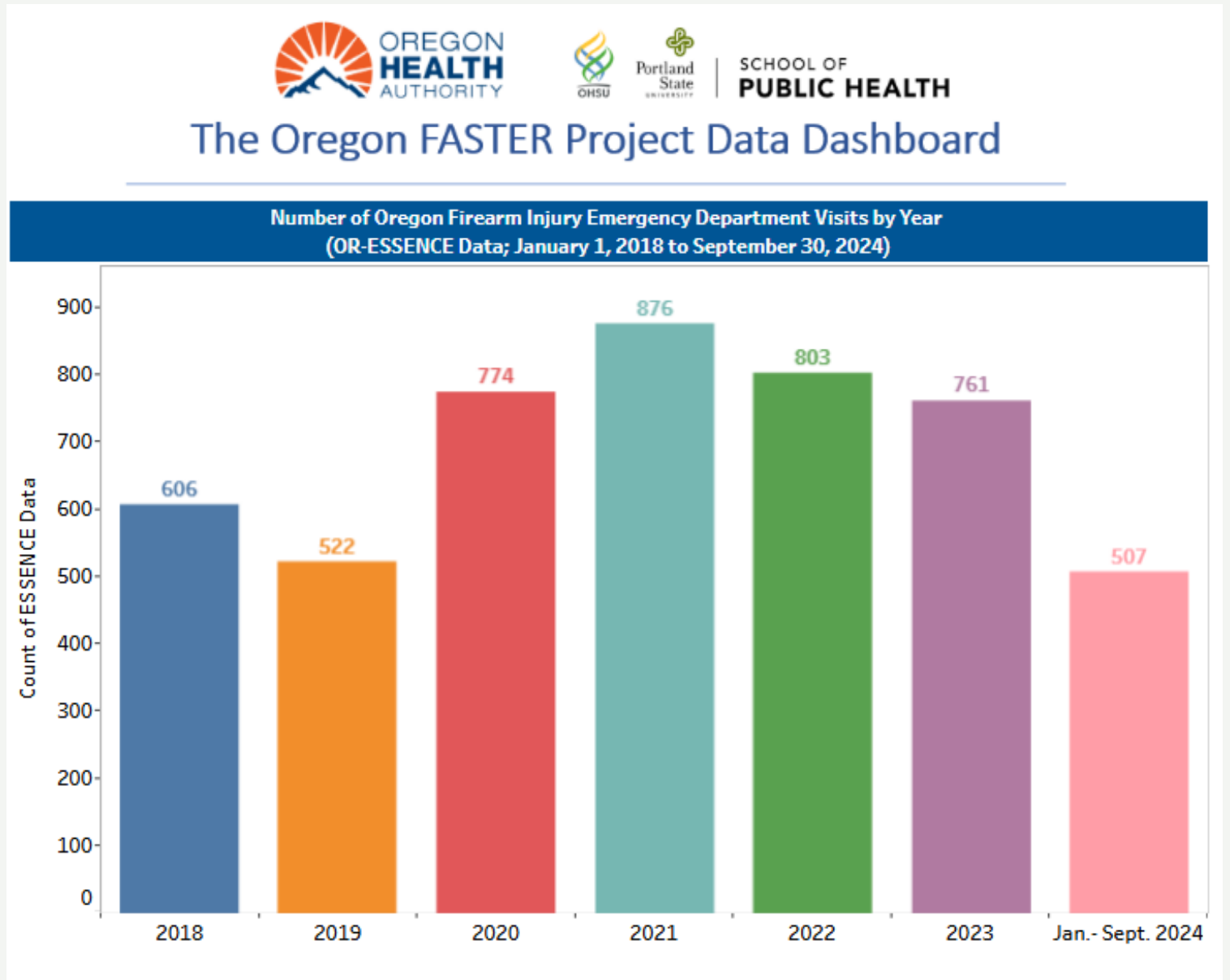
Nonfatal Firearm Injuries

- There are an estimate **2-3 nonfatal firearm injuries for every fatality**¹
- In Oregon, there were **4,849 firearm injury-related emergency department visits** from January 1, 2018 to September 30, 2024²
 - Counts of firearm injury ED visits in Oregon are still elevated from pre-2020 levels

Sources:

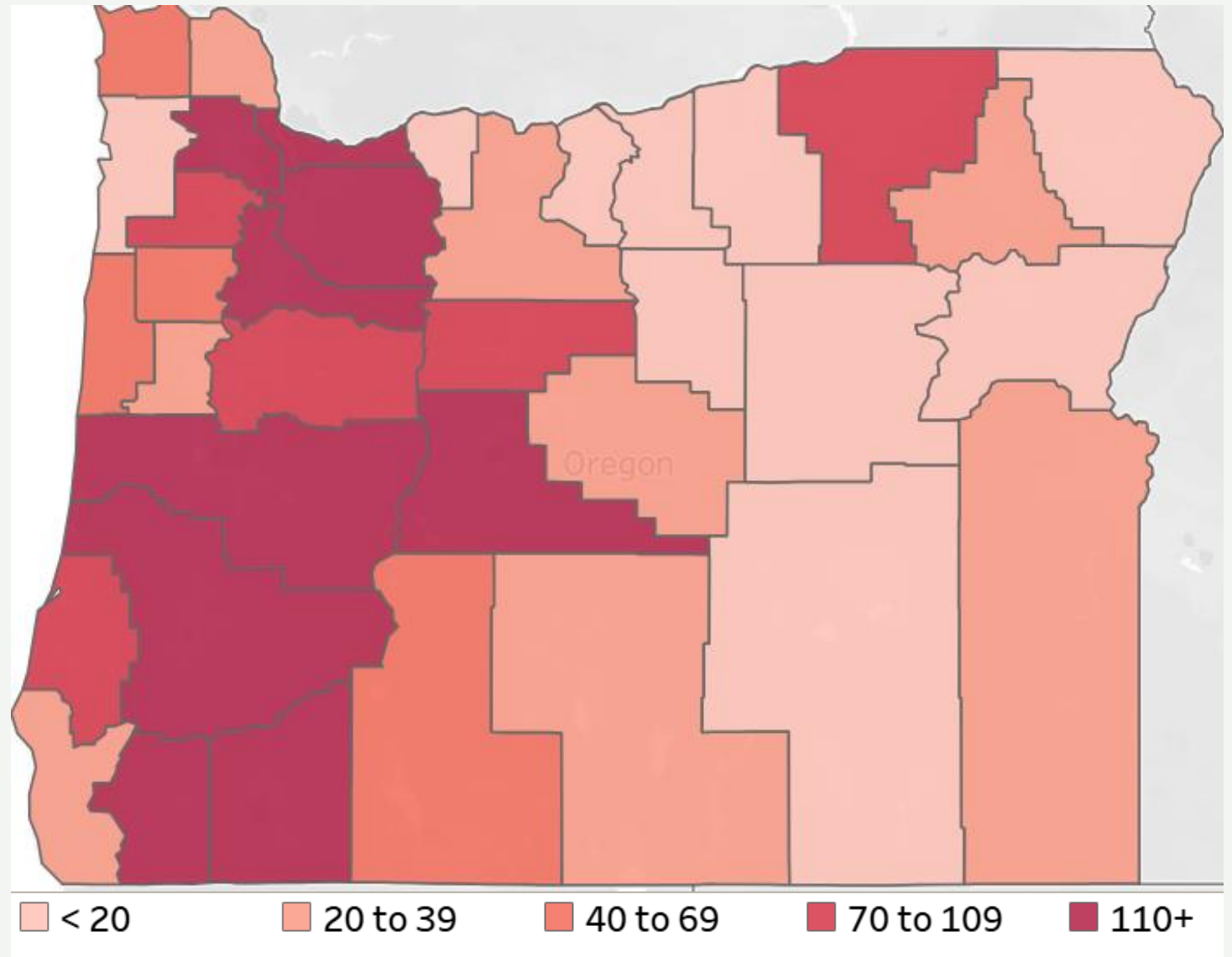
1. Centers for Disease Control and Prevention. Web-based Injury Statistics Query and Reporting System, WISQARS Fatal and Nonfatal injury Reports. Accessed March 11, 2025. <https://wisqars.cdc.gov/>
2. Oregon Health Authority, Oregon Health & Science University- Portland State University School of Public Health. The Oregon FASTER Project Dashboard. Updated December 31, 2024. Accessed March 10, 2025. <https://visual-data.dhsoha.state.or.us/t/OHA/views/FASTER1000/ExtendedDashboard?%3Aiid=2&%3Aembed=y>

Firearm Injury Emergency Department Visits in Oregon, 1/1/18 – 9/30/24



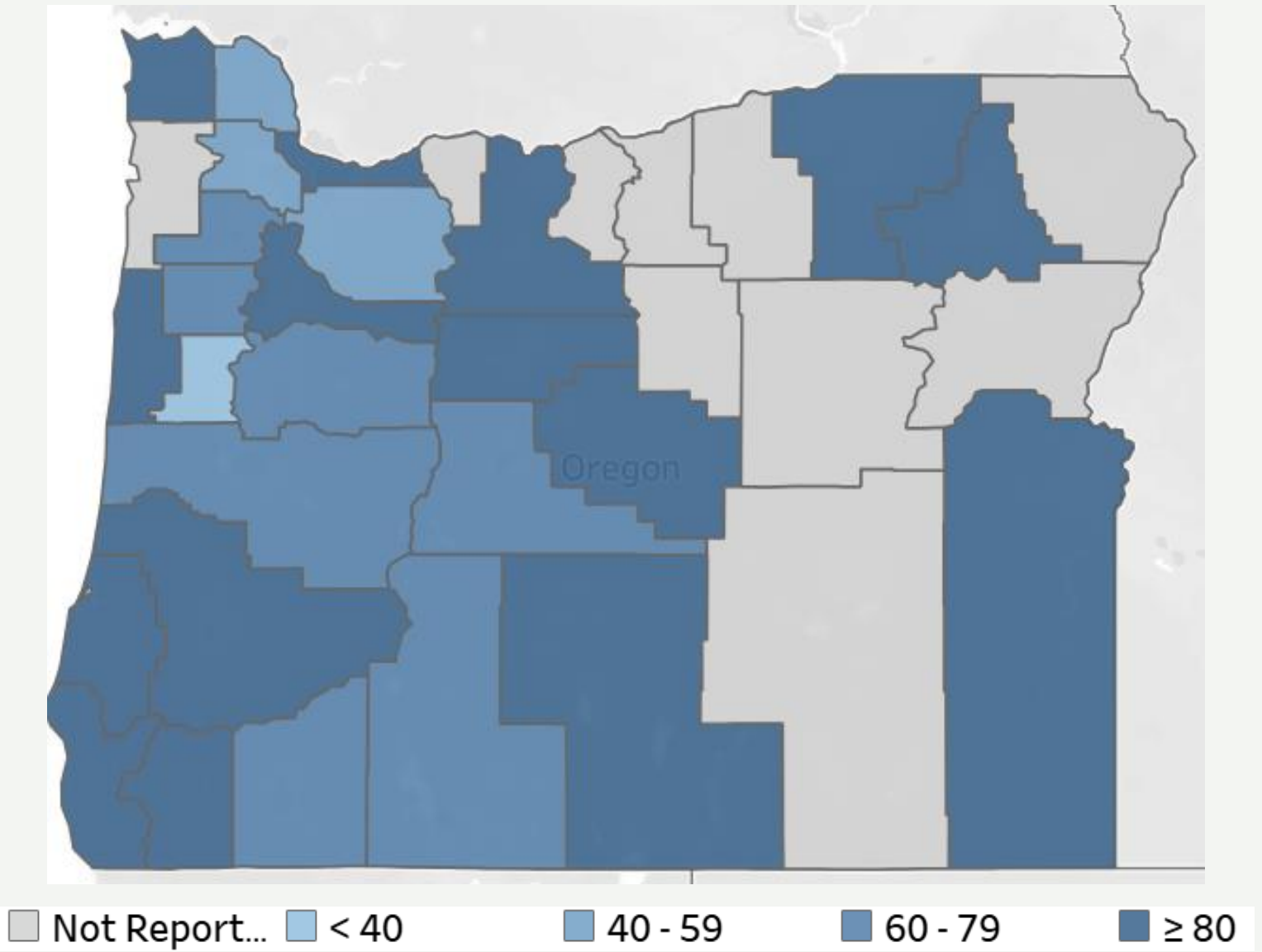
Source: Oregon Health Authority, Oregon Health & Science University- Portland State University School of Public Health. The Oregon FASTER Project Dashboard. Updated December 31, 2024. Accessed March 10, 2025. <https://visual-data.dhsoha.state.or.us/t/OHA/views/FASTER1000/ExtendedDashboard?%3Aiid=2&%3Aembed=y>

Firearm Injury Emergency Department Visits in Oregon, 1/1/18 – 9/30/24, By Count



Source: Oregon Health Authority, Oregon Health & Science University- Portland State University School of Public Health. The Oregon FASTER Project Dashboard. Updated December 31, 2024. Accessed March 10, 2025. <https://visual-data.dhsoha.state.or.us/t/OHA/views/FASTER1000/ExtendedDashboard?%3Aiid=2&%3Aembed=y>

Firearm Injury Emergency Department Visits in Oregon, 1/1/18 – 9/30/24, By Rate



Source: Oregon Health Authority, Oregon Health & Science University- Portland State University School of Public Health. The Oregon FASTER Project Dashboard. Updated December 31, 2024. Accessed March 10, 2025. <https://visual-data.dhsoha.state.or.us/t/OHA/views/FASTER1000/ExtendedDashboard?%3Aiid=2&%3Aembed=y>

Key Messages

- Oregon's firearm fatality rate is the **highest of the west coast states**, and has been ***increasing for many years***
- **Suicide** comprises a substantially larger portion of firearm fatalities in Oregon than in other U.S. states
- **Risk is not distributed equally** – rural Oregonians, Veterans, and some communities of color bear more of the burden of firearm injury and death
- **Preventing or managing access to firearms and/or ammunition** during times of heightened risk is critical for saving lives

Contact us for more information:

OHSU Gun Violence Prevention Research Center



gunviolenceprevention@ohsu.edu

<https://ohsu-psu-sph.org/gun-violence-prevention-research>



SCHOOL OF
PUBLIC HEALTH