

HB 3051 DATA SLIDES



Hon. Nan Waller

Multnomah County Circuit Court

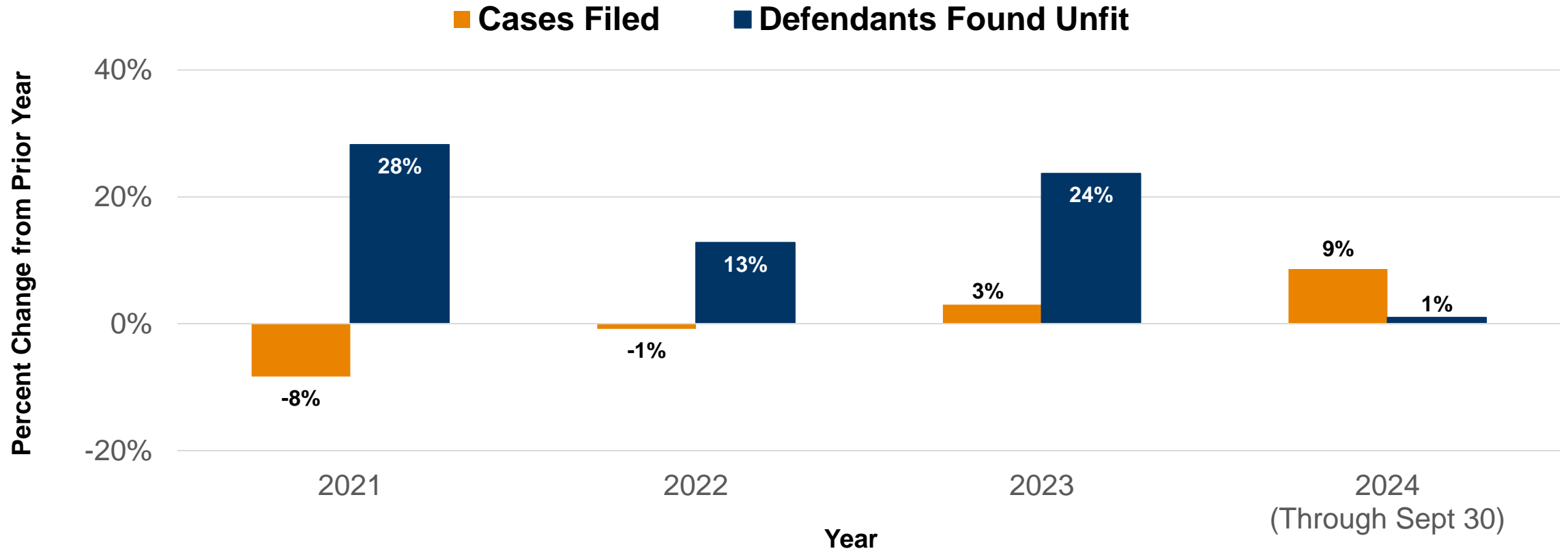
March 10, 2025

Table 1: Oregon Population		
2000 (US Census Bureau)	2024 (Portland State University Certified Population Estimate)	Percent Change
3,421,399	4,263,385	+ 25%

Table 2: Oregon State Hospital Average Daily Population Data Provided by the Oregon State Hospital		
January 2000	January 2025	Percent Change
789.0	685.8	- 13%

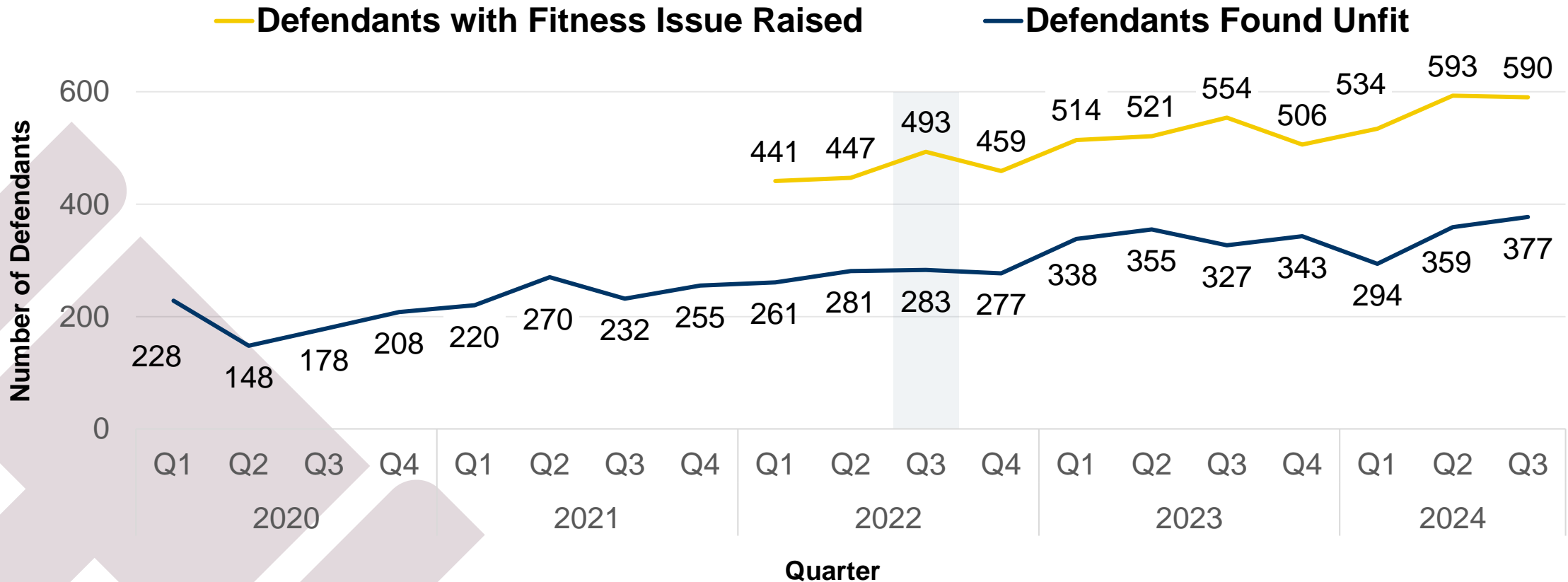
Table 3: Oregon State Hospital Average Daily Population Per 100,000 People Based on Average Daily Population from the Oregon State Hospital (OSH) and Population Data from the US Census Bureau and Portland State University Population Research Center		
January 2000	January 2025	Percent Change
23.1	16.1	- 30%

Change in Felony & Misdemeanor Cases Filed Compared with Change in Defendants Found Unfit to Proceed



Note: The *Defendants Found Unfit* numbers include all defendants found unfit to proceed in Oregon's circuit courts and are not limited to defendants committed to the Oregon State Hospital (OSH).

Defendants with Fitness Issue Raised and Defendants Found Unfit to Proceed



Note: The *Defendants Found Unfit* numbers include all defendants found unfit to proceed in Oregon's circuit courts and are not limited to defendants committed to OSH.

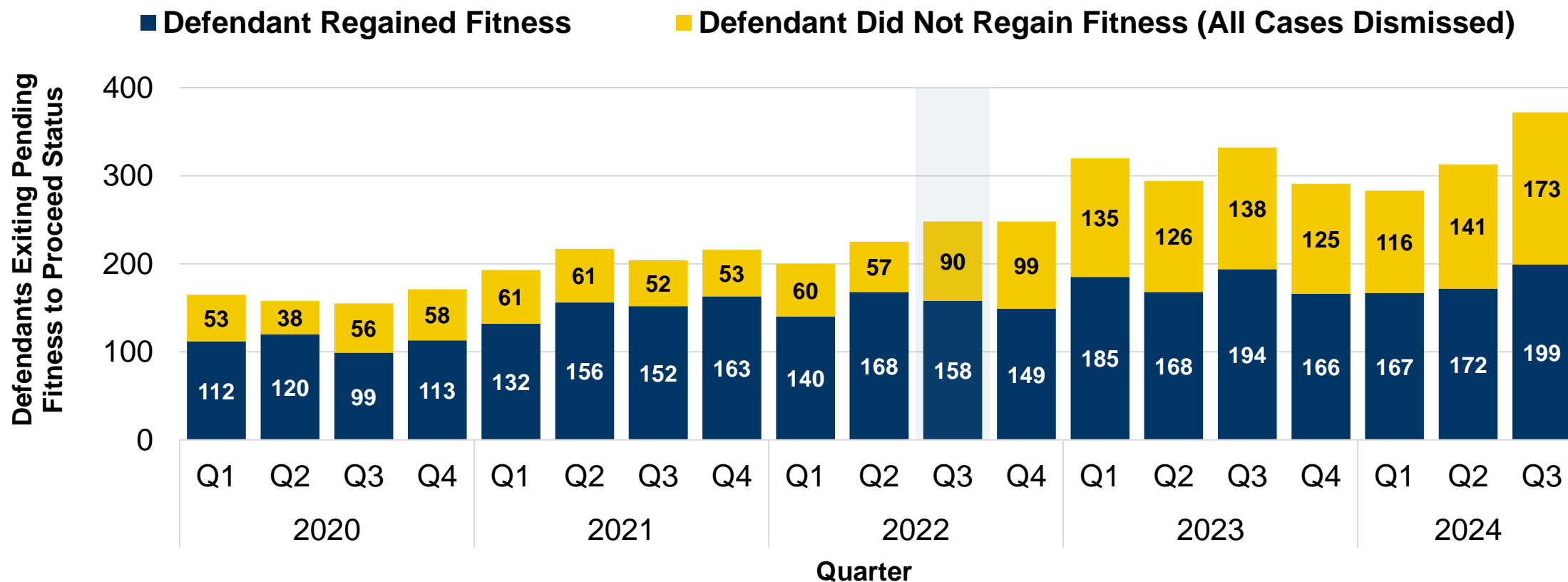
The **gray shading** highlights the quarter (2022 Q3) during which the Mosman order was issued.

**Table 4: Initial Placement Decisions for Defendants Found Unfit to Proceed
in Oregon Circuit Courts
Between 1/1/2020 and 12/31/2024**

Year	Defendants Found Unfit to Proceed	Defendants Whose Initial Placement Was Commitment to the Oregon State Hospital (OSH)	Percent of Defendants Whose Initial Placement Was Commitment to OSH
2020	762	570	75%
2021	977	750	77%
2022	1,102	842	76%
2023	1,362	957	70%
2024*	1,414	949*	67%*

***Note: Data for 2024 includes only data entered into Odyssey through January 6, 2025. It is possible that additional commitment orders will be entered for defendants who were found unfit at the end of 2024 but for whom the court set over its initial placement decision.**

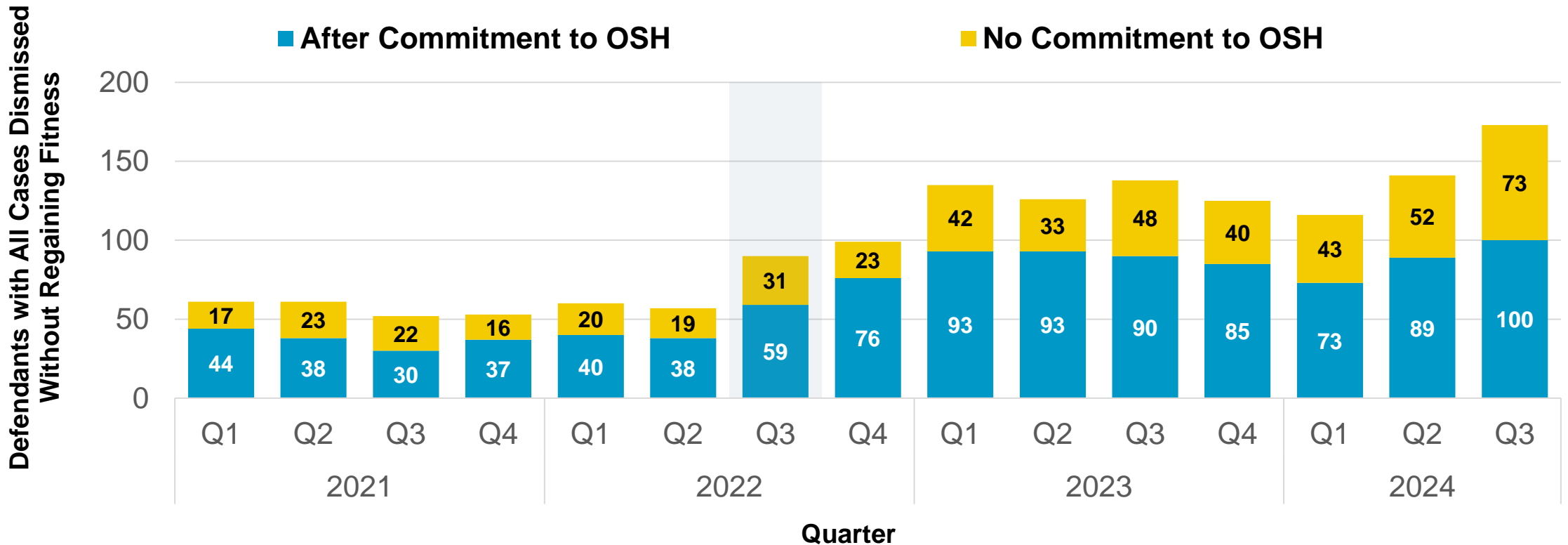
Defendants Exiting Pending Fitness to Proceed Status, by Whether the Defendant Regained Fitness



Note: The numbers in this chart include all defendants exiting pending fitness to proceed status after being found unfit in Oregon's circuit courts and are not limited to defendants committed to OSH.

The **gray shading** highlights the quarter (2022 Q3) during which the Mosman order was issued.

Defendants Who Did Not Regain Fitness and Had Their Cases Dismissed, By Whether Defendant Had Been Committed to OSH



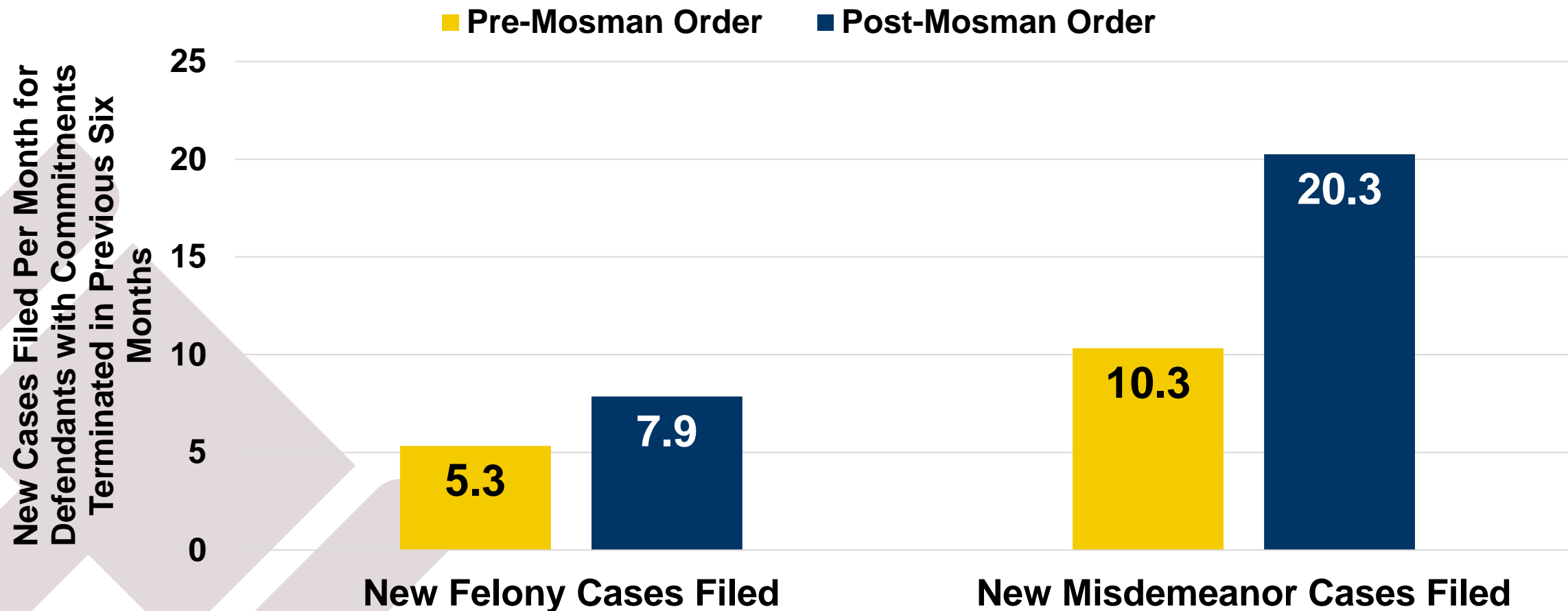
Note: The numbers in this chart include all defendants exiting pending fitness to proceed status without regaining fitness to proceed after being found unfit in Oregon's circuit courts and are not limited to defendants committed to OSH.

The **gray shading** highlights the quarter (2022 Q3) during which the Mosman order was issued.

**Table 5: Aid & Assist State Hospital Commitments Terminated, Per Month
In Oregon Circuit Courts
Between September 1, 2021 and December 31, 2024**

	Commitment Termination Date		Change
	September 2021 – August 2022	September 2022 – December 2024	
Total Commitments Terminated, Per Month	68.1	94.0	+38%
Commitments Terminated - Defendant Found Fit, Per Month	40.3	38.3	-5%
Commitments Terminated - Defendant Not Found Fit, Per Month	27.8	55.7	+100%
Commitments Terminated - Percent of Defendants Found Fit	59%	41%	-18 percentage points

New Cases Filed Per Month For Defendants with Commitment Terminated in Previous Six Months



Pre-Mosman Order: New Cases Filed Between 9/1/2021 and 8/31/2022

Post-Mosman Order: New Cases Filed Between 9/1/2022 and 12/31/2024

Transportation Times are Increasing Despite Restrictions on Admission and Length of Stay

OHA Data Dashboard

