

2025-27 GOVERNOR'S RECOMMENDED BUDGET Oregon Business Development Department



Tamara Brickman
Department of Administrative Services
Chief Financial Office
March 12, 2025

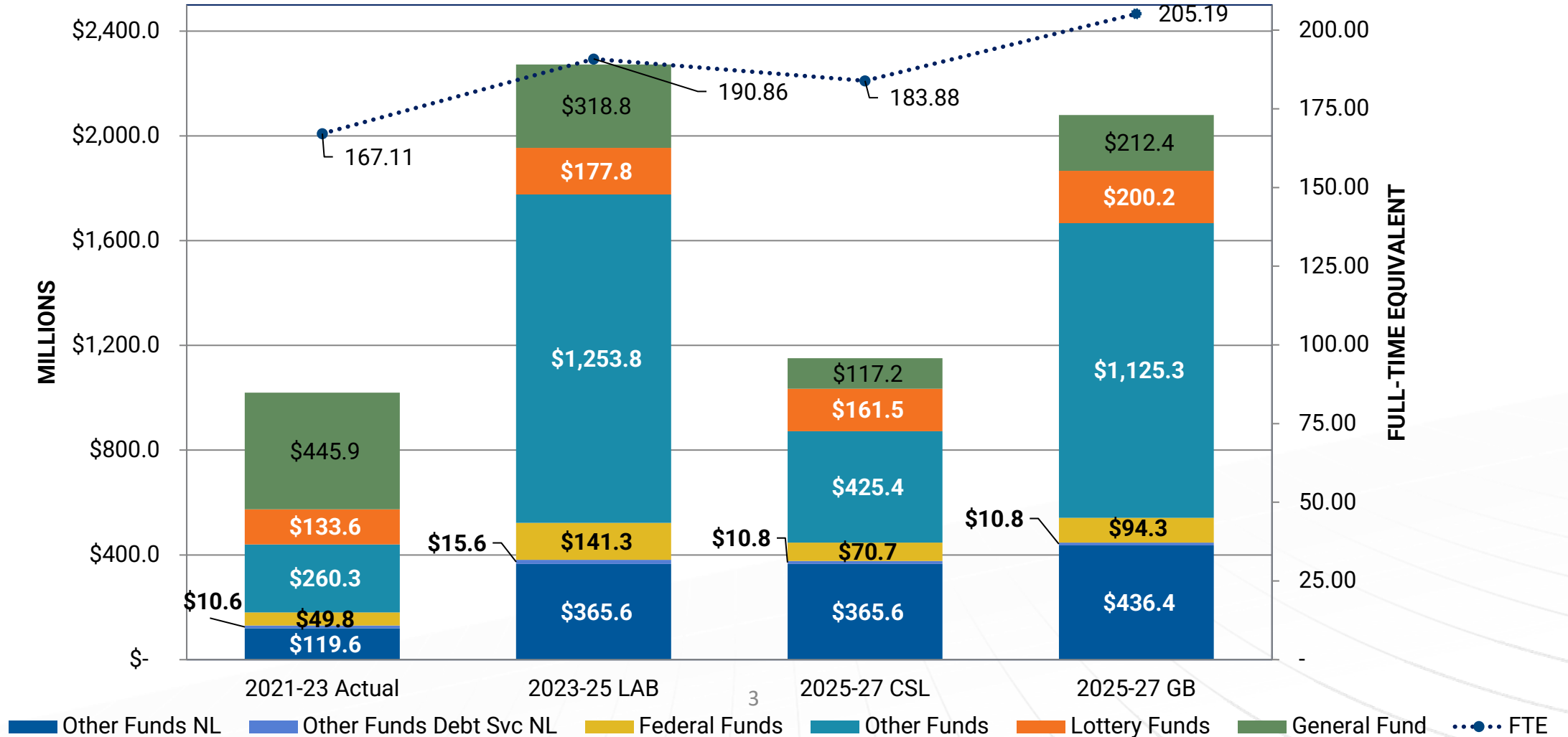


Emerging Issues

- Central Operations staffing sufficiency to support program growth over the last several biennia
- Recapitalization of infrastructure funds to address increasing needs in Oregon communities
- Port funding for regional economic development
- Child Care Infrastructure established in 2023-25 expected to be fully subscribed, but doesn't address all the need
- Housing infrastructure support to provide capacity building resources for communities as they develop shovel ready housing projects

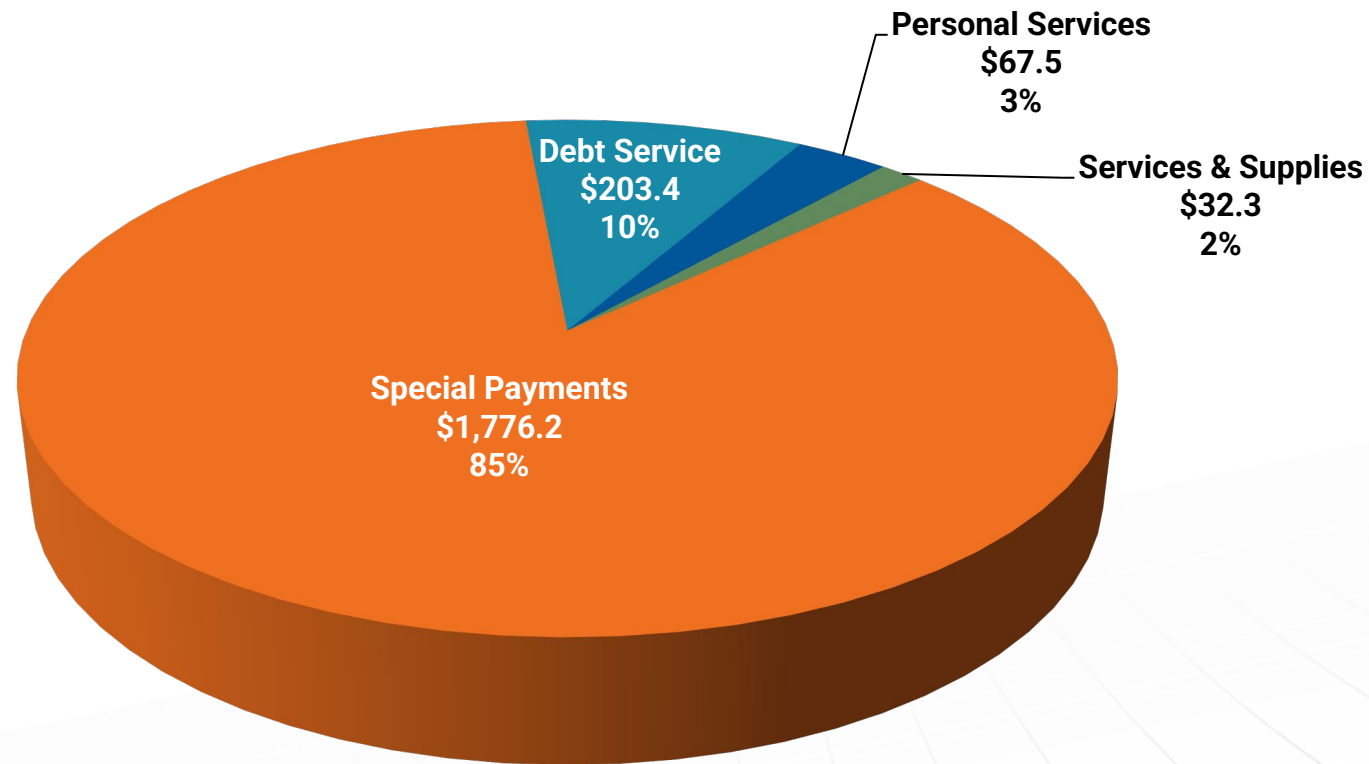
Oregon Business Development Department

Expenditure History + 2025-27 Governor's Budget



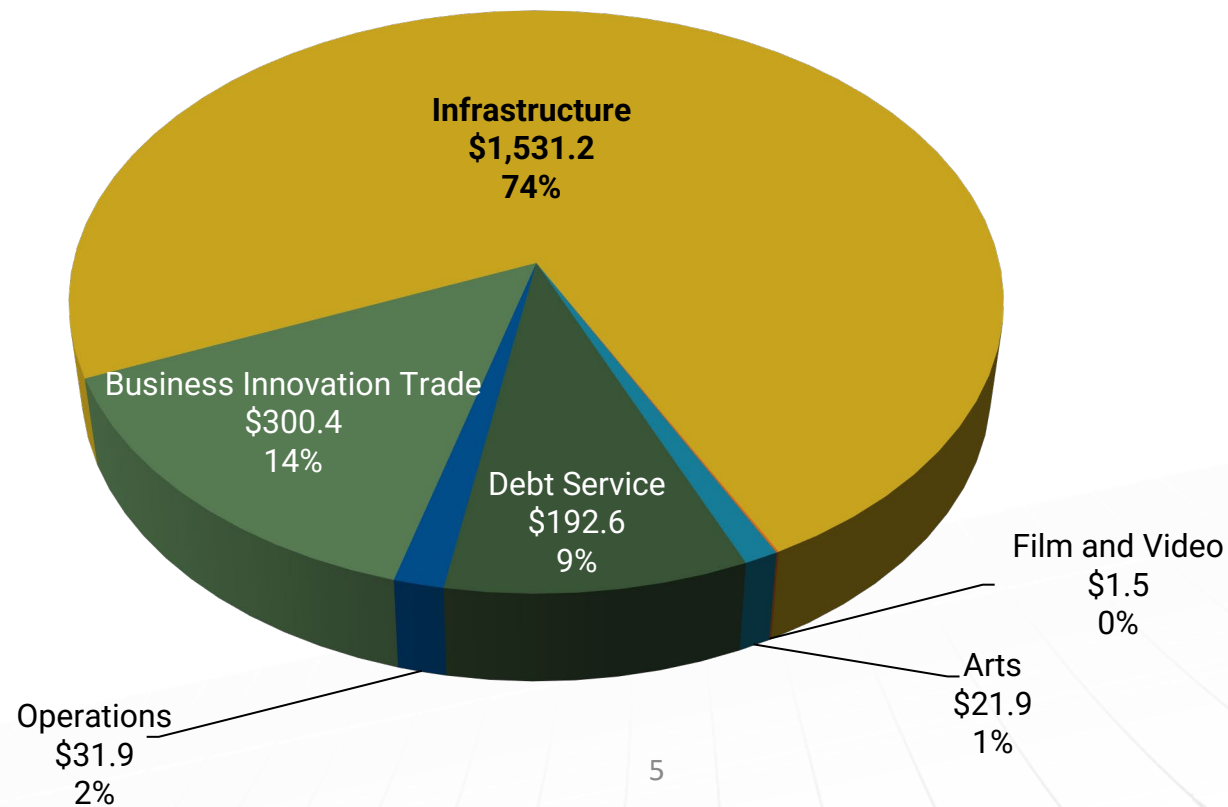


Agency Budget by Expenditure Category (in millions)





Governor's Budget by Agency Program (in millions)



Oregon Business Development Department

Revenue Sources



- **General Fund - \$212.4 million (8 percent of agency revenues)**
 - 55 percent - debt service for previous bond sales
- **Lottery Funds - \$200.2 million (8 percent of agency revenues)**
 - 37 percent - debt service for previous bond sales
- **Other Funds (79 percent of agency revenues)**
 - Bond proceeds from various General Fund Obligation Bond, revenue bonds and Lottery Bond sales
 - Charges for Services/Interest/Loan Repayments
 - Transfers from Department of Administrative Services (ARPA and assessments for Certification Office of Business Inclusion and Diversity); Oregon Health Authority (Safe Drinking Water Funds); and Oregon Department of Transportation (Certification Office of Business Inclusion and Diversity)
- **Federal Funds (5 percent of agency revenues)**
 - U.S. Housing and Urban Development Community Development Block Grant (CDBG)
 - U.S. Environmental Protection Agency (Brownfields development)
 - U.S. Treasury Department (Small Business Credit Initiative)
 - National Endowment for the Arts



Key Investments

- Housing infrastructure development – \$106.0 million
- Funding to enhance economic development activity for Ports - \$67.7 million
- Brownfields redevelopment and revitalization programs - \$15.7 million
- Development of Industrial Site Loan Fund program - \$10.1 million
- Small Business and Technical Assistance program - \$5.8 million



Key Investments (cont.)

- **Recapitalization of infrastructure related funds - \$250.6 million**
 - Special Public Works Fund and Levee subaccount
 - Seismic rehabilitation for schools and emergency buildings
 - Childcare infrastructure
- **Continued development of Economic Development Management System - \$4.7 million**
- **Carryover Funding for one-time funded projects not yet completed \$432.4 million**
 - \$21.2 million Lottery Funds
 - \$88.7 million General Fund
 - \$322.5 million Other Funds
- **Staffing investments for sufficient support of existing programs - \$1.9 million/7.41 FTE**

Thank you

Contact information:

Tamara Brickman

tamara.m.brickman@das.oregon.gov

(971) 719-3492

<https://oregon.gov/das/financial>

