



# IRELAND & GREATER PORTLAND

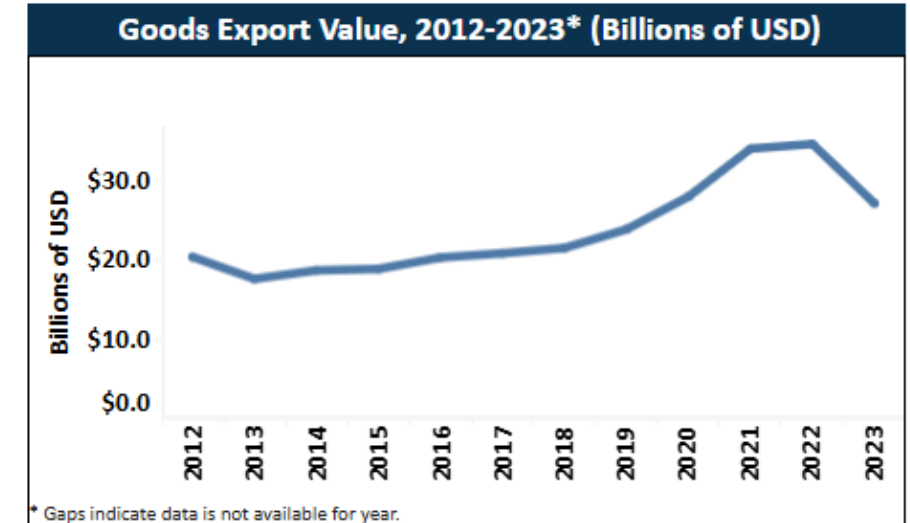
12 February 2025



# Trade in Greater Portland, 2023



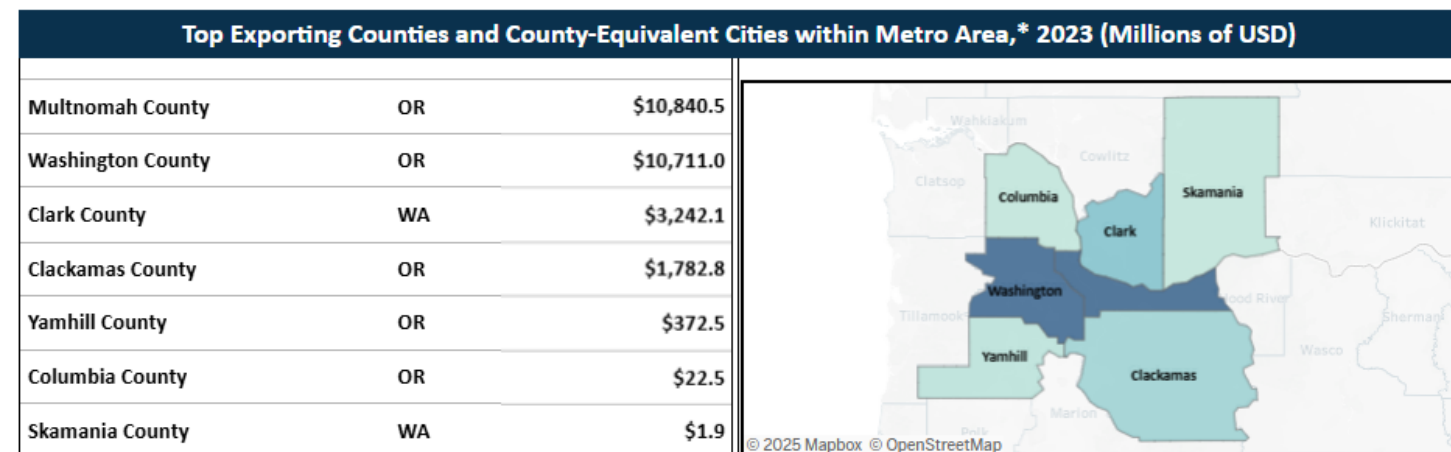

- Greater Portland was the **18<sup>th</sup> largest** metropolitan exporting region in the U.S
  - That ranking is down from #13 in 2022 and from #10 in 2021.
- Value of Exports: \$27 Billion.
- Exports declined 21.5% from 2022 to 2023. However, 2024 Oregon data indicates a potential return to 2022 levels.
- **3,740 companies** exported goods from Greater Portland in 2021
  - 88% were businesses with less than 500 employees.



# Trade in Greater Portland, 2023



- **Computers and Electronic Products** is the largest export sector in Greater Portland – totaling 32% of the value of all exports.
  - Greater Portland is the **8<sup>th</sup> largest** exporting region in of Computer and Electronic Products and Transportation Equipment.
- In other sectors, Greater Portland ranks as follows:
  - **Agricultural Products = 5<sup>th</sup> largest**
  - **Machinery = 12<sup>th</sup> largest**

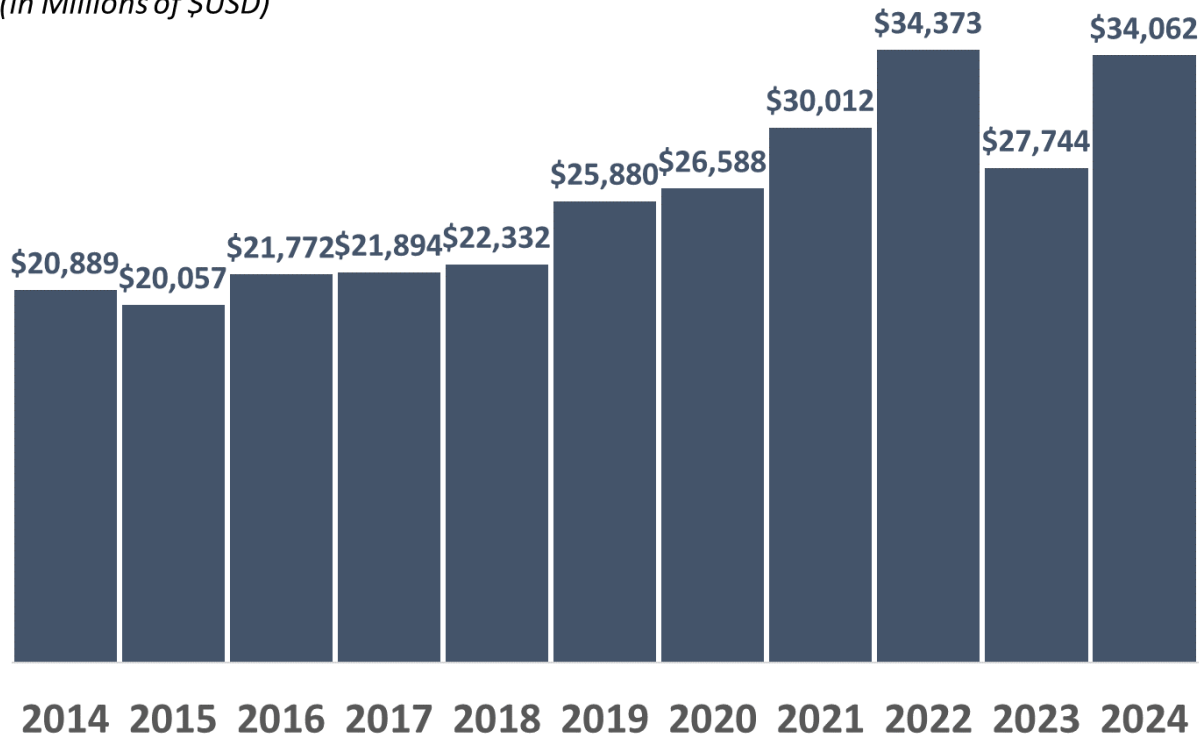


# Trade in Oregon



## Oregon Exports to the World, 2014-2024

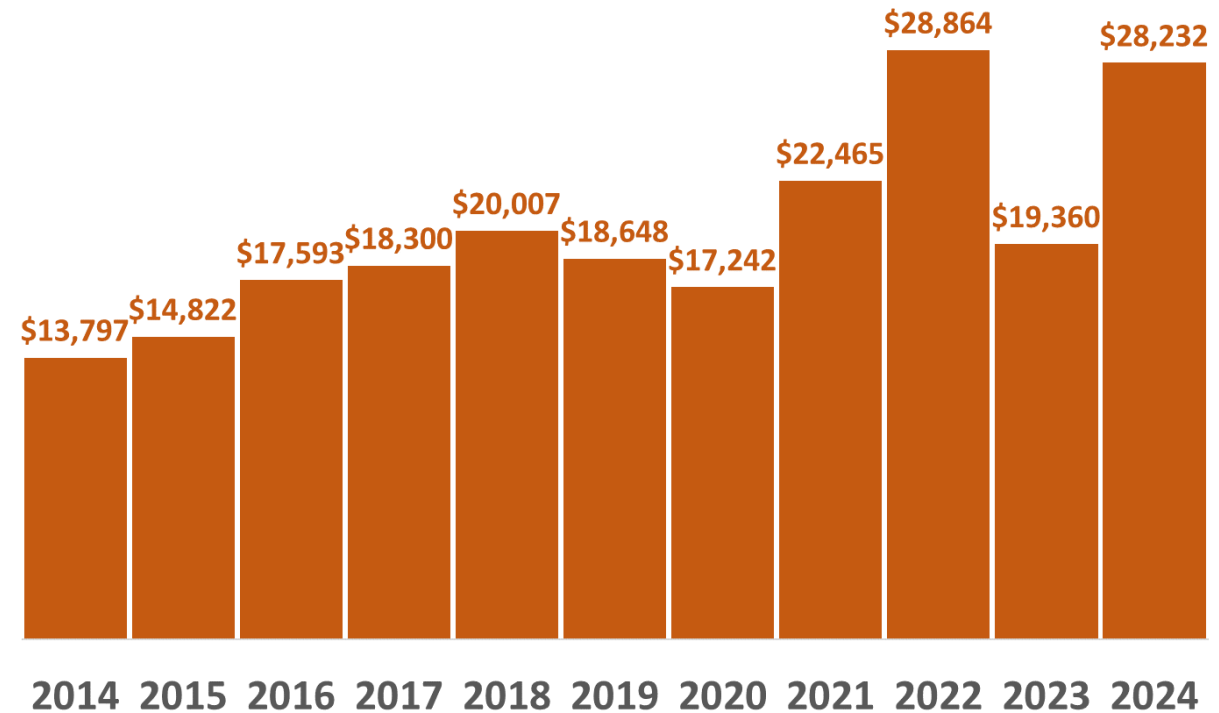
(in Millions of \$USD)



Source: U.S. International Trade Administration

## Oregon Imports from the World, 2014-2024

(in Millions of \$USD)



Source: U.S. International Trade Administration

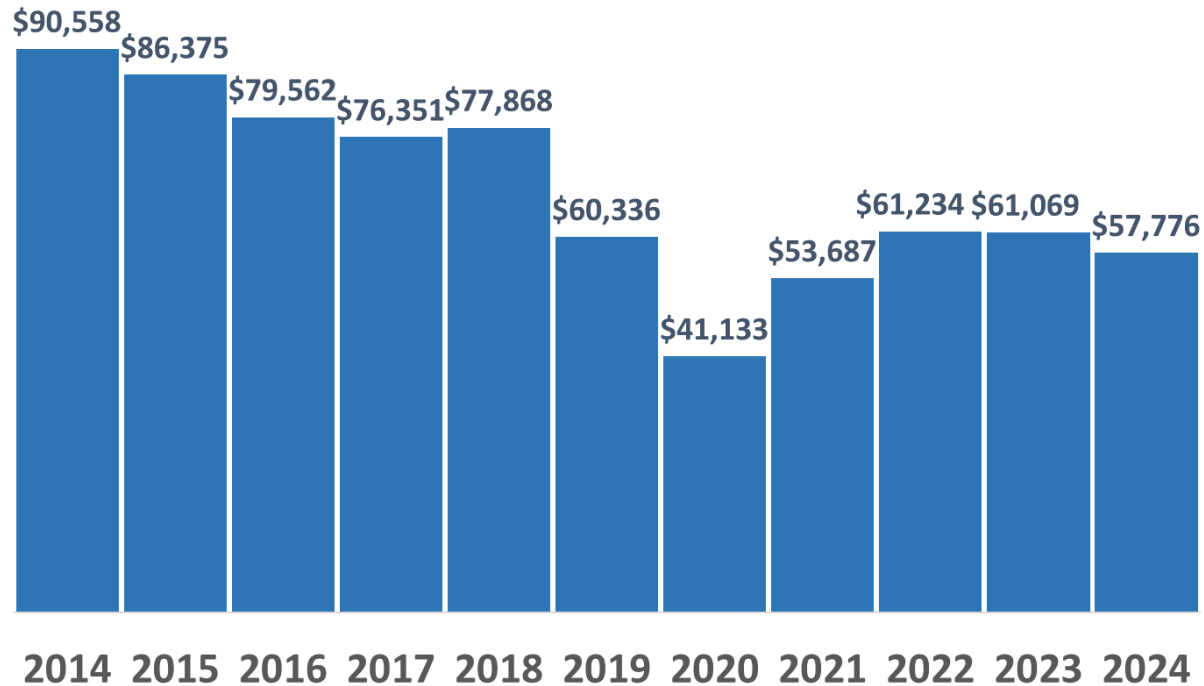
Note: Charts are at different scales.

# Trade in Washington



## Washington Exports to the World, 2014-2024

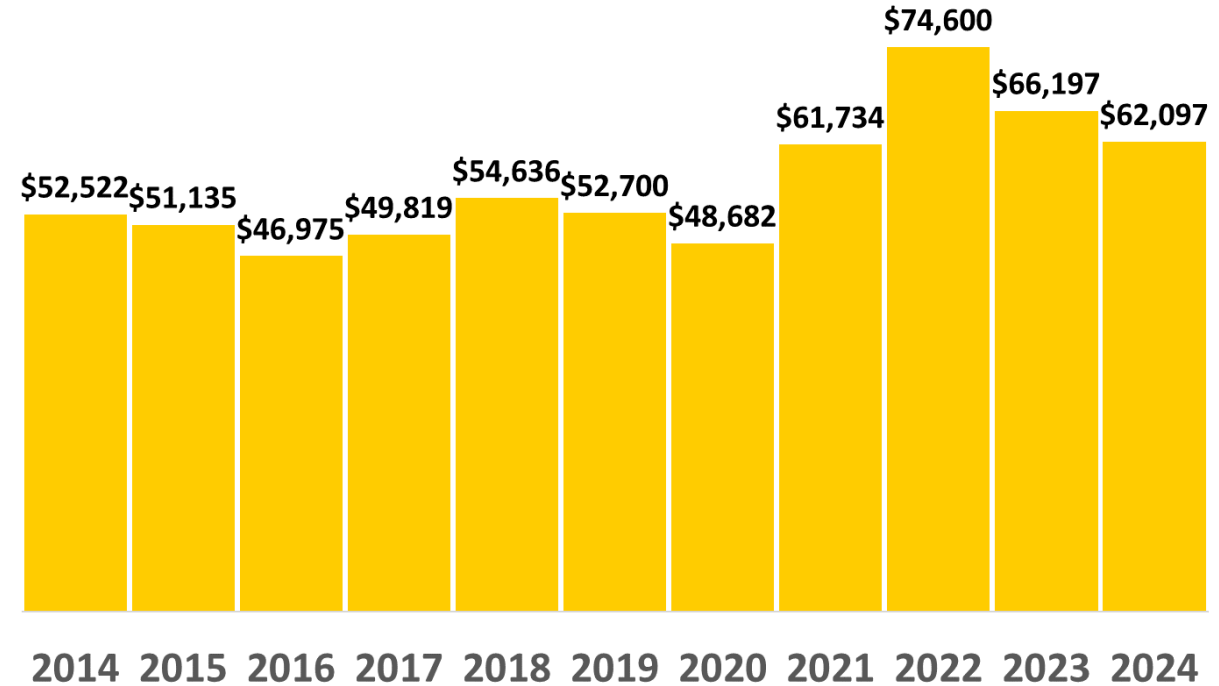
(in Millions of \$USD)



Source: U.S. International Trade Administration

## Washington Imports from the World, 2014-2024

(in Millions of \$USD)



Source: U.S. International Trade Administration

Note: Charts are at different scales.

# International Trade

*Ireland, Oregon, &  
Greater Portland*



# Review of 2022 Data



## Exports in 2022

- Oregon ranked as the #1 largest exporting state to Ireland.
- About 13% of all U.S. exports to Ireland were from Oregon.
- Ireland ranked 5<sup>th</sup> out of all countries in the value of exports from Oregon.
- Oregon was the largest exporting state to Ireland in Computers & Electronics.

## Imports in 2022

- Ireland ranked 5<sup>th</sup> out of all countries in the value of imports to Oregon.
- Oregon ranked as the #1 largest importing state from Ireland in Computers & Electronics.
- Ireland ranked as the #1 largest country from which Oregon imported Computers & Electronics.



# Change in 2023



## From 2022 to 2023:

- U.S. Exports to Ireland increased 5.9%
- Oregon Exports to Ireland decreased 41.0%
  
- U.S. Imports from Ireland decreased 0.3%
- Oregon Imports from Ireland decreased 60.3%

## Why?

- Oregon total exports by decreases by select products:
  - Computers & Electronics: -33.1% (\$4.2 billion).
  - Machinery: -42.2% (\$2.7 billion)



# Change in 2024



## From 2023 to 2024:

- U.S. Exports to Ireland decreased 1.4%
- Oregon Exports to Ireland decreased 30.5%
  
- U.S. Imports from Ireland increased 25.4%
- Oregon Imports from Ireland increased 27.3%

## Why?

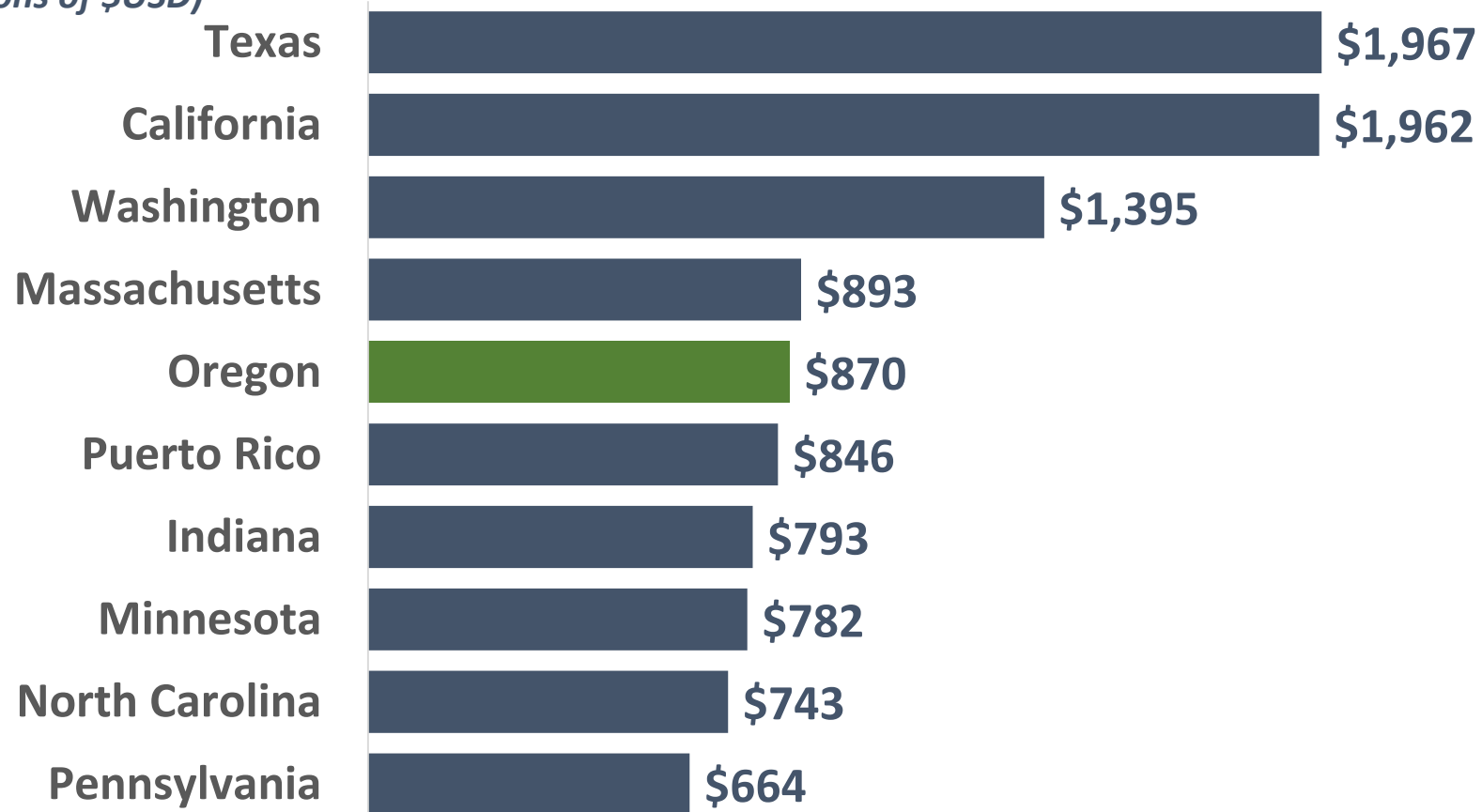
- Oregon exports to Ireland decreased by:
  - 67.1% (\$488 million). in Computers & Electronics
  - 42.2% (\$18 million) in Machinery:
- Exports in Chemicals almost doubled, but this amount (\$113 million) was not enough to offset the above declines.

# Exports, 2024



## Value of Exports to Ireland by Ten Largest States, 2023

(millions of \$USD)



- In 2024, Oregon ranked as the 5<sup>th</sup> largest exporting state to Ireland, down from #4 in 2023 and #1 in 2022.
- About 5.3% of all U.S. exports to Ireland were from Oregon during this year.

# Exports, 2024



- Ireland **ranked 8<sup>th</sup>** out of all countries in the value of exports from Oregon in 2024.
  - This ranking is down from #5 in 2023.
  - Ireland ranked higher than Taiwan, Israel, and Brazil.
  - Ireland still ranked higher than every European country.
- 2.6% of the value of **all Oregon's exports** went to Ireland in 2024, down from 4.5% in 2023 and 6.2% in 2022.

1	Mexico	\$6,263
2	China	\$5,859
3	Malaysia	\$4,675
4	Canada	\$3,283
5	Vietnam	\$2,702
6	South Korea	\$1,326
7	Japan	\$1,304
<b>8</b>	<b>Ireland</b>	<b>\$870</b>
9	Taiwan	\$844
10	Israel	\$791
11	Netherlands	\$543
12	Brazil	\$457
13	Singapore	\$430
14	Germany	\$406
15	Hong Kong	\$336

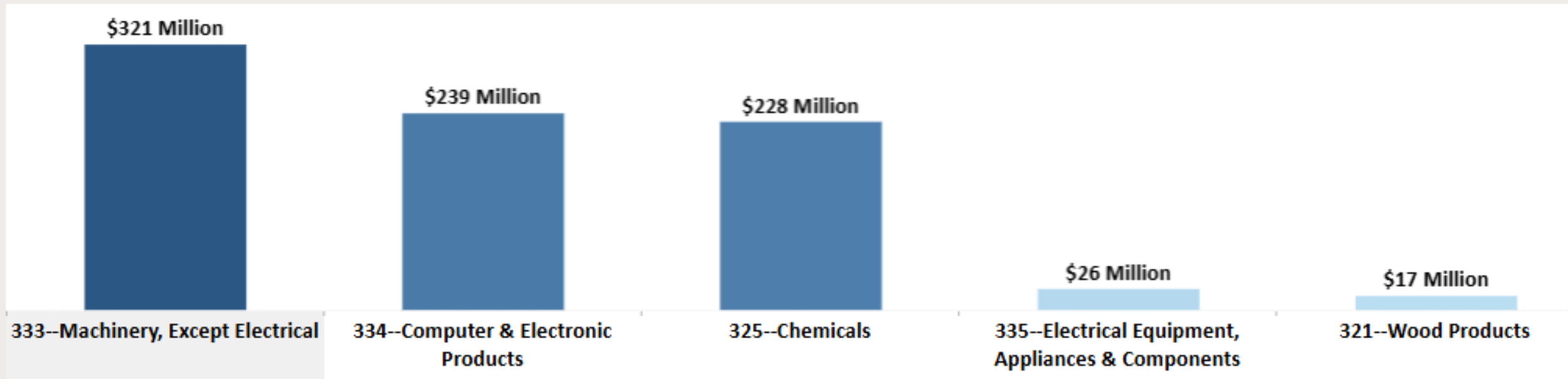
Source: U.S. International Trade Administration

# Exports, 2024



- In 2024, Machinery was the top product exported from Oregon to Ireland, overtaking Computers & Electronics -- though they can be related products.
- Chemicals ranked 3<sup>rd</sup> in 2024.

## Oregon Exports: Ireland, Top 5 Products in 2024

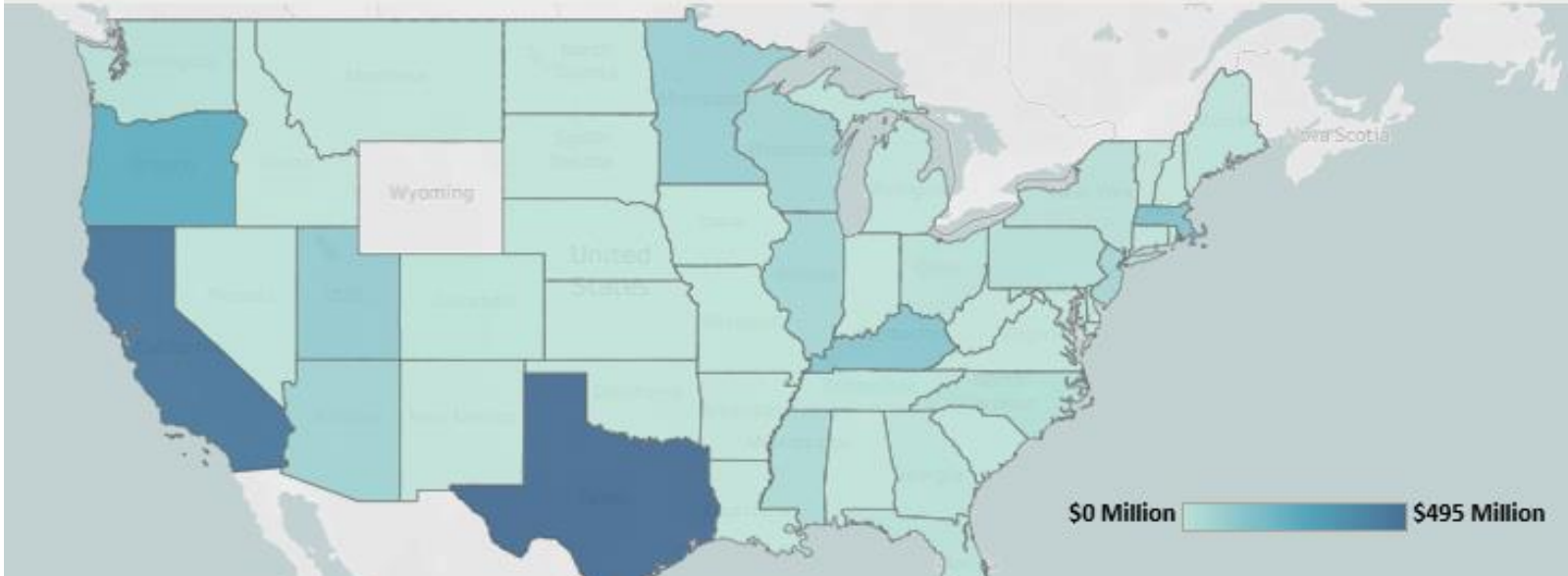


# Exports, 2024



Oregon was the 3<sup>rd</sup> largest exporting state to Ireland in Computers and Electronic Products in 2024, down from 1<sup>st</sup> in 2023, 2022, and 2020.

334--COMPUTER AND ELECTRONIC PRODUCTS : Ireland in 2024



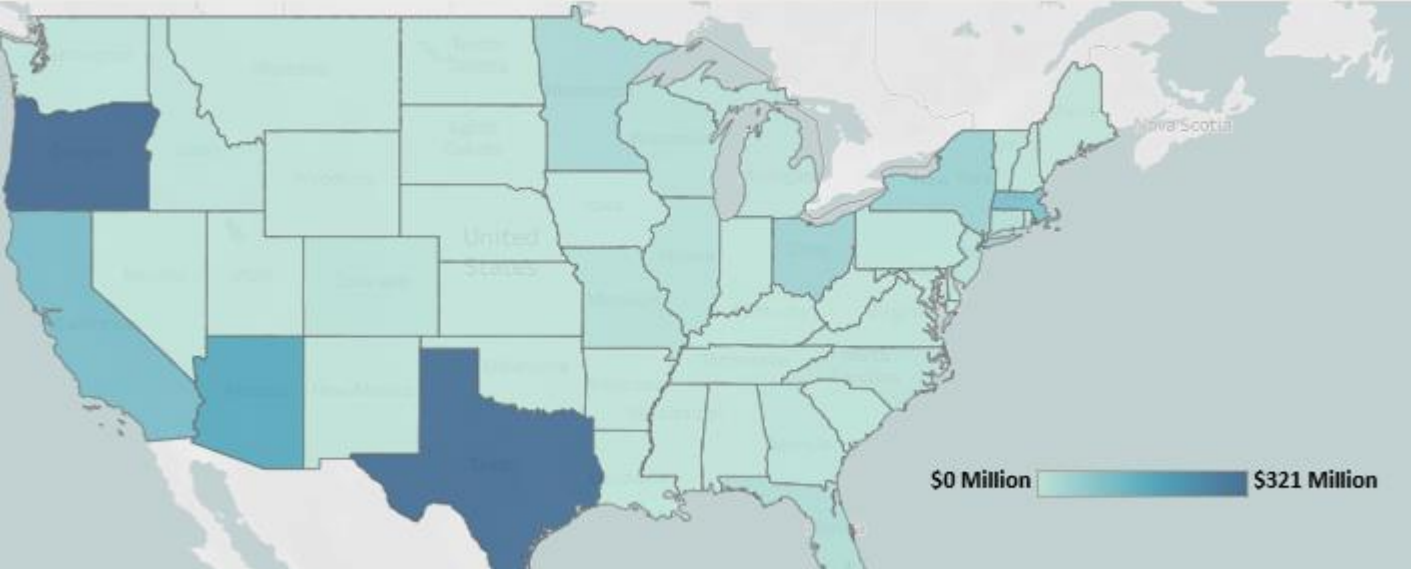
State	2018	2019	2020	2021	2022	2023	2024
UNITED STATES	\$1,695	\$2,230	\$2,293	\$2,410	\$2,611	\$2,321	\$2,255
Texas	\$52	\$32	\$44	\$69	\$91	\$101	\$495
California	\$424	\$412	\$322	\$519	\$460	\$345	\$453
Oregon	\$41	\$390	\$647	\$449	\$936	\$727	\$239

# Exports, 2024



Oregon was the 1<sup>st</sup> exporting state to Ireland in Machinery in 2024, up from 2<sup>nd</sup> in 2023.

333--MACHINERY, EXCEPT ELECTRICAL : Ireland in 2024




State	2018	2019	2020	2021	2022	2023	2024
UNITED STATES	\$586	\$520	\$745	\$626	\$2,094	\$1,389	\$1,401
Oregon	\$68	\$29	\$29	\$68	\$1,044	\$339	\$321
Texas	\$48	\$32	\$108	\$27	\$275	\$367	\$311
Arizona	\$50	\$53	\$47	\$47	\$74	\$61	\$161
California	\$57	\$56	\$75	\$92	\$264	\$176	\$111

# Exports by Region



## Top Ten Largest Exporting Regions to Ireland, 2023



- In 2022, Greater Portland was the largest exporting region to Ireland
- In 2023, despite many of the declines cited previously, Greater Portland was still the 2<sup>nd</sup> largest exporting region in the U.S. to Ireland – only slightly behind Boston.
- With the increased exports Oregon saw in 2024, Portland’s ranking may return to number #1 when that data is released.



# Imports, 2024



- Ireland **ranked 11<sup>th</sup>** out of all countries in the value of imports to Oregon in 2024, down from 10<sup>th</sup> in 2023 and 5<sup>th</sup> in 2022.
  - Ireland still ranked higher than all other European countries, besides Germany.
- 2.7% of the value **of all Oregon's imports were from Ireland** in 2024, down from 3.1% in 2023 and 5.2% in 2022.
- In 2024, **Oregon ranked as the 19<sup>th</sup> largest importing state** from Ireland – the same as in 2023.

Oregon's Imports by Country, 2024 (millions of \$USD)		
1	Japan	\$4,750
2	Taiwan	\$4,504
3	Canada	\$3,827
4	China	\$2,680
5	South Korea	\$1,624
6	Israel	\$1,261
7	Germany	\$1,006
8	Singapore	\$993
9	Malaysia	\$905
10	Mexico	\$840
<b>11</b>	<b>Ireland</b>	<b>\$765</b>
12	Netherlands	\$703
13	Vietnam	\$575
14	India	\$575
15	Thailand	\$558

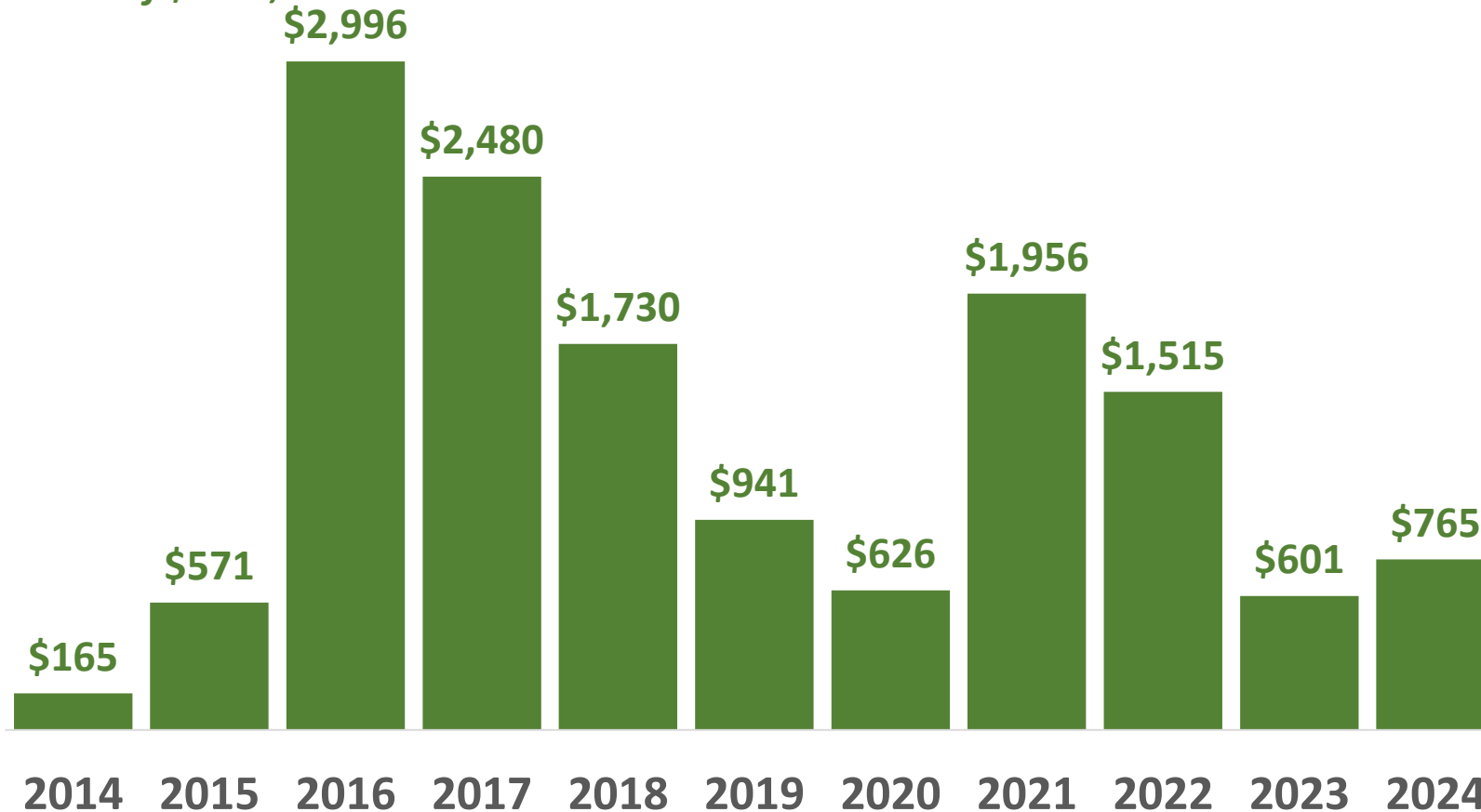
Source: U.S. International Trade Administration

# Imports, 2024



## Value of Imports from Ireland to Oregon

(millions of \$USD)



The value of imports from Ireland to Oregon has fluctuated in recent years.

From 2023 to 2024, this figured increased by 27%.


This increase was driven almost entirely by an increase in Computers & Electronics.

# Imports, 2024



In 2024, Computers & Electronic Products remained by far the #1 good imported from Ireland, totaling 87% of all goods.

## Oregon Imports: Ireland, Top 5 Products in 2024



# Imports, 2024



Ireland ranked as the 3<sup>rd</sup> largest country from which Oregon imported Computers & Electronics – the same as in 2023, but down from 1<sup>st</sup> in 2022.

## Oregon Imports by Country: 334--Computer & Electronic Products in 2024



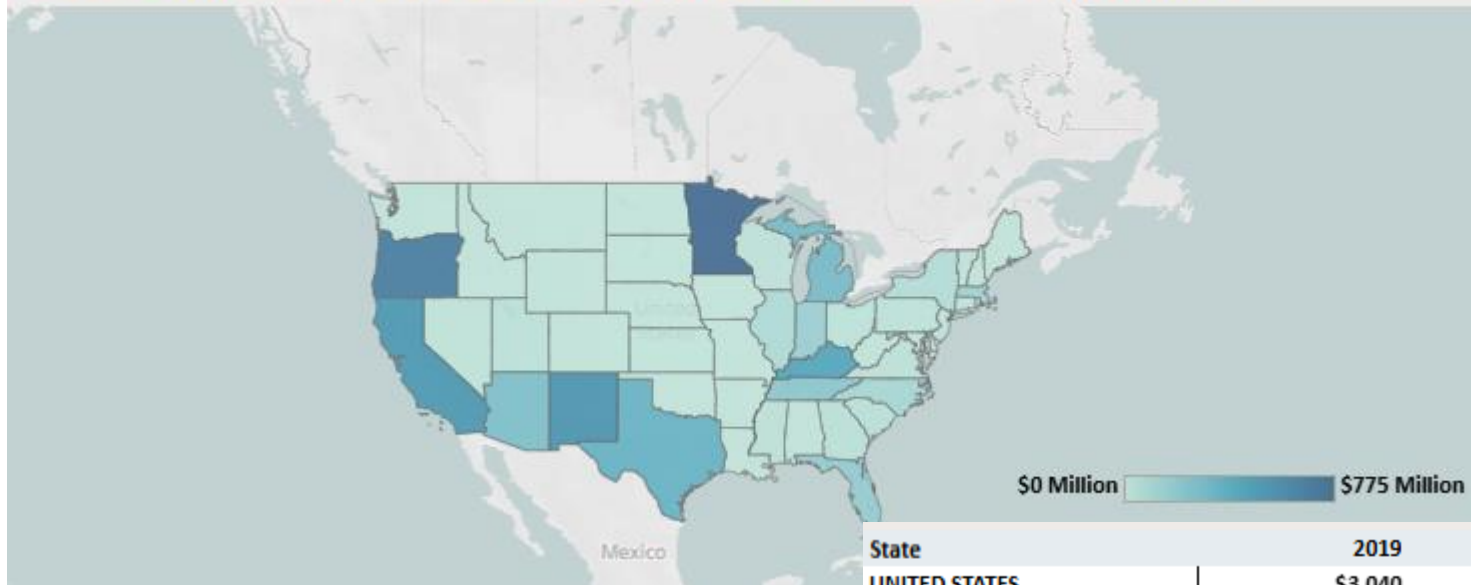
Partner	2019	2020	2021	2022	2023	2024
World	\$2,844	\$2,801	\$5,233	\$5,585	\$4,013	\$9,221
Taiwan	\$220	\$353	\$544	\$878	\$1,085	\$4,176
Israel	\$64	\$205	\$767	\$912	\$625	\$1,119
Ireland	\$792	\$483	\$1,568	\$1,468	\$528	\$667
Malaysia	\$231	\$219	\$512	\$392	\$382	\$578
South Korea	\$53	\$41	\$59	\$234	\$47	\$515
Thailand	\$51	\$67	\$55	\$35	\$96	\$396
India	\$7	\$2	\$2	\$5	\$24	\$301
China	\$414	\$344	\$461	\$440	\$260	\$282
Germany	\$267	\$256	\$219	\$171	\$157	\$216
Japan	\$216	\$180	\$232	\$382	\$195	\$174

# Imports, 2024




Oregon ranked as 2<sup>nd</sup> largest importing state from Ireland of Computers & Electronic Products from Ireland in 2024, up from 4<sup>th</sup> in 2023.

334--COMPUTER AND ELECTRONIC PRODUCTS : Ireland in 2024



State	2019	2020	2021	2022	2023	2024
UNITED STATES	\$3,040	\$2,651	\$3,888	\$4,667	\$4,340	\$4,955
Minnesota	\$707	\$568	\$582	\$707	\$826	\$775
Oregon	\$792	\$483	\$1,568	\$1,468	\$528	\$667
New Mexico	\$6	\$0	\$8	\$1	\$0	\$537
California	\$85	\$308	\$100	\$666	\$558	\$511
Kentucky	\$354	\$356	\$166	\$297	\$340	\$424
Texas	\$274	\$94	\$117	\$315	\$813	\$341

# Ireland/Greater Portland Companies







# IRELAND & GREATER PORTLAND

12 February 2025



GREATER  
PORTLAND