


Department of Administrative Services



Fleet and Parking Services
Brian King, DAS Fleet & Parking Services Manager
February 25, 2025

Agenda

- 01** DAS Fleet and Parking
- 02** Enterprise Benefits
- 03** State Owned Vehicles Report



DAS Fleet and Parking Management



DAS has authority to control the purchase, management and use of the vehicles that state agencies drive for conducting state business.

**ORS
283.310**

The Oregon Department of Administrative Services shall control and regulate the acquisition, operation, use, maintenance and disposal of and access to motor vehicles.

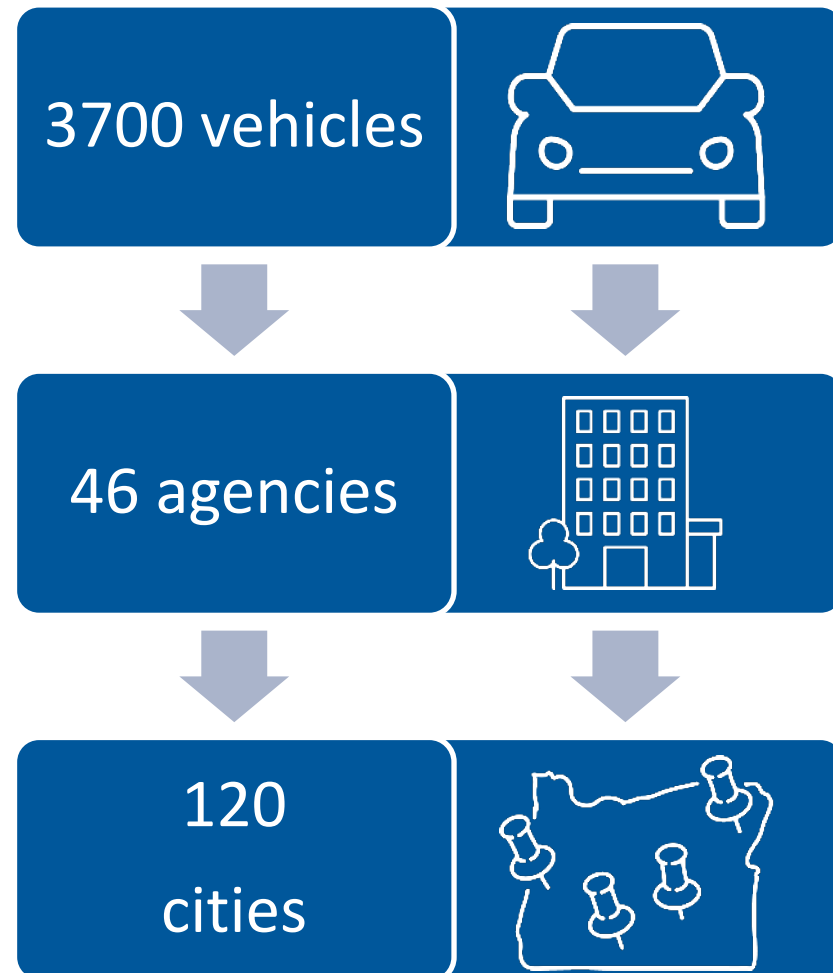
**OAR
125-155**

DAS Risk Management sets rule for state vehicle use and access.

**DAS
Policy
107-011-
040**

Oversight for managing state vehicles in statewide policy; agencies that DAS directly provides vehicles to and those agencies that have their own fleets.

DAS Fleet and Parking Management

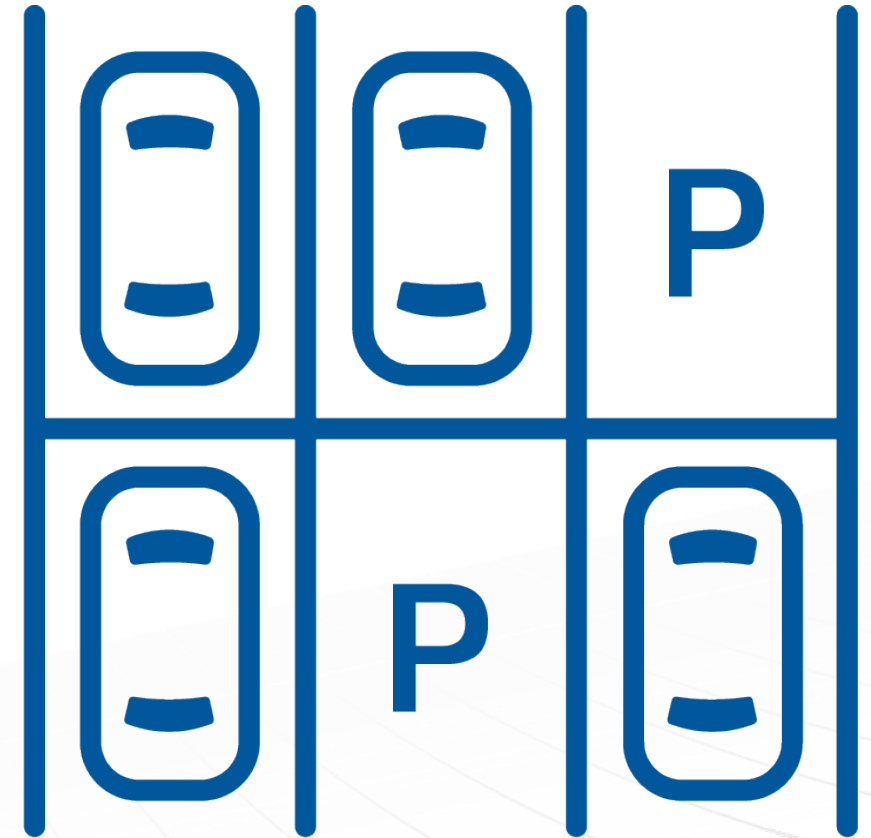


*DAS manages
approximately
3,700 vehicles
across 46 agencies
over 120 cities
in Oregon.*

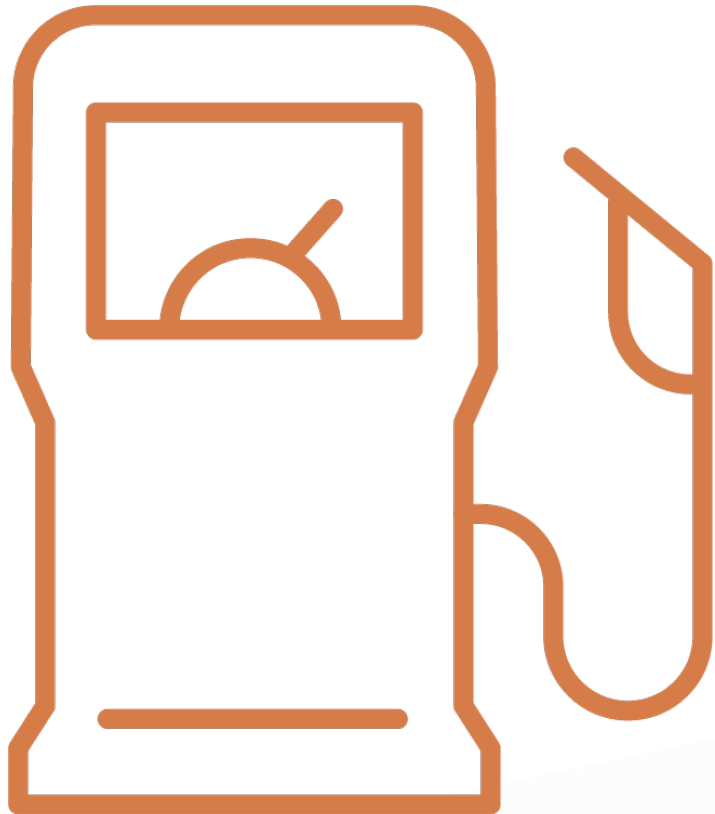
DAS Fleet and Parking Management



*DAS provides approximately
200 seasonal vehicles a year,
primarily to
Oregon Department of Forestry
for wildfire response and Oregon
Department of Fish and Wildlife and
State Parks
for increased seasonal workload.*



Enterprise Benefits



Agency Benefits

Short-term & Long-term Rentals

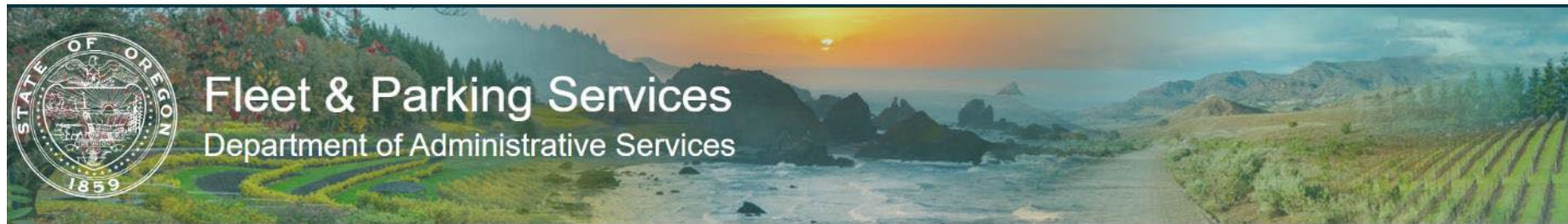
Alleviates Acquisitions Costs

Cost Comparison Transparency

Maintenance Management

Prevents Out-of-Pocket Costs for Employees

Enterprise Benefits



Request a Vehicle

[Short-term Rentals](#)

[Long-term Rentals](#)

[Checkout Card Application](#)

[Changes to Long-term Rental Agreements](#)



Tools and Resources

[Tools for Your Next Trip](#)

[Report an Unsafe State Driver](#)

[ROI Tools](#)

[EV Charging Projects](#)



Fuel and Maintenance

[Vehicle Maintenance](#)

[Vendor Pre-authorization](#)

[Fueling](#)

[Vehicle Accident Reporting](#)

[Emergency Roadside Assistance](#)

[After-hours Non-emergency Assistance](#)



Parking and Commuting

[Daily and Monthly Parking](#)

[Commuting \(Transit, Carpools, and Bicycles\)](#)

[Online Store](#)

[Customer Portal](#)

[MobilePay: Use Your Phone to Pay for Parking](#)

[Pay Parking Tickets \(Salem\)](#)

Enterprise Benefits



Inter-active Calculator

2023-2025 Fleet Rate Model Daily Rental Cost Calculator								
Revised: 2/6/2025								
Fill in Estimated Amounts Here:								
Days:	1	Fill in estimated days of vehicle use.						
Miles:	250	Fill in estimated mileage for your trip.						
Mileage estimator								
DAS Daily Rental								
	Sedan - Hybrid	Sedan - Intermediate	SUV - Compact	SUV - Intermediate	Passenger Van - 7	Passenger Van - 12	Cargo Van	Pickup
DAS Daily Rate	\$ 50.00	\$ 50.00	\$ 70.00	\$ 70.00	\$ 70.00	\$ 95.00	\$ 50.00	\$ 70.00
Total Rental Charge	\$ 50.00	\$ 50.00	\$ 70.00	\$ 70.00	\$ 70.00	\$ 95.00	\$ 50.00	\$ 70.00
Avg. Fuel Cost per Gallon	\$ 3.33	\$ 3.33	\$ 3.33	\$ 3.33	\$ 3.33	\$ 3.33	\$ 3.33	\$ 3.33
Avg. Highway Miles per Gallon	57.0	35.0	33.0	26.0	28.0	16.0	17.0	20.0
Avg. Fuel Cost per Mile	\$ 0.06	\$ 0.10	\$ 0.10	\$ 0.13	\$ 0.12	\$ 0.21	\$ 0.20	\$ 0.17
Total Estimated Fuel Charges	\$ 14.61	\$ 23.79	\$ 25.23	\$ 32.02	\$ 29.73	\$ 52.03	\$ 48.97	\$ 41.63
Total Cost per Mile	\$ 0.26	\$ 0.30	\$ 0.38	\$ 0.41	\$ 0.40	\$ 0.59	\$ 0.40	\$ 0.45
Total Travel Cost	\$ 64.61	\$ 73.79	\$ 95.23	\$ 102.02	\$ 99.73	\$ 147.03	\$ 98.97	\$ 111.63
Enterprise Rent-A-Car / National Car Rental								
	Hybrid (Prius)	Intermediate Sedan	SUV (Standard)	SUV (Full Size)	7 Pass Van	12 Pass Van	Cargo Van	Pickup
Enterprise Daily Rate	\$ 55.10	\$ 39.06	\$ 69.72	\$ 96.71	\$ 73.09	\$ 137.20	\$ 104.42	\$ 84.34
Total Rental Charge	\$ 55.10	\$ 39.06	\$ 69.72	\$ 96.71	\$ 73.09	\$ 137.20	\$ 104.42	\$ 84.34
Avg. Fuel Cost per Gallon**	\$ 3.45	\$ 3.45	\$ 3.45	\$ 3.45	\$ 3.45	\$ 3.45	\$ 3.45	\$ 3.45
Avg. Highway Miles per Gallon	50	29	25	18	23	16	16	17
Avg. Fuel Cost per Mile	\$ 0.07	\$ 0.12	\$ 0.14	\$ 0.19	\$ 0.15	\$ 0.22	\$ 0.22	\$ 0.20
Total Estimated Fuel Charges	\$ 17.25	\$ 29.74	\$ 34.50	\$ 47.92	\$ 37.50	\$ 53.91	\$ 53.91	\$ 50.74
Total Cost per Mile	\$ 0.29	\$ 0.28	\$ 0.42	\$ 0.58	\$ 0.44	\$ 0.76	\$ 0.63	\$ 0.54
Total Travel Cost	\$ 72.35	\$ 68.80	\$ 104.22	\$ 144.63	\$ 110.59	\$ 191.11	\$ 158.33	\$ 135.08
Enterprise web site								
Hertz								
	Hybrid	Intermediate	SUV	SUV	7 Pass Van	12 Pass Van	Cargo Van	Pickup

Biennial Report on State-Owned Motor Vehicles



Biennial Report on State-Owned Motor Vehicles



ORS 283.343

Biennial Report on State-Owned Motor Vehicles

At least biennially, the Oregon Department of Administrative Services shall examine compliance...by state agencies owning vehicles. The department shall submit...a management report on state-owned motor vehicles.

Biennial Report on State-Owned Motor Vehicles



Agencies in Report

Agency Name	Statutory Authority
Department of Administrative Services (DAS)	ORS 283.305 - 283.405
Oregon State Police (OSP)	ORS 181.150(1)
Oregon Department of Forestry (ODF)	ORS 526.142 - 526.152
Oregon Department of Agriculture (ODA)	ORS 561.030
Oregon Department of Transportation (ODOT)	ORS 366.205(2), 366.220(1), 366.305, 366.395(1), 366.400
Oregon Military Department (OMD)	ORS 396.305(2)
Oregon Liquor and Cannabis Commission (OLCC)	DAS delegation per ORS 283.315
Oregon Travel Experience (OTIC)	ORS 377.836
Oregon State Fire Marshall (OSFM)	ORS 476.033 (5)
Oregon Department of Emergency Mgmt (OEM)	Temporary DAS delegation per ORS 283.315

Biennial Report on State-Owned Motor Vehicles



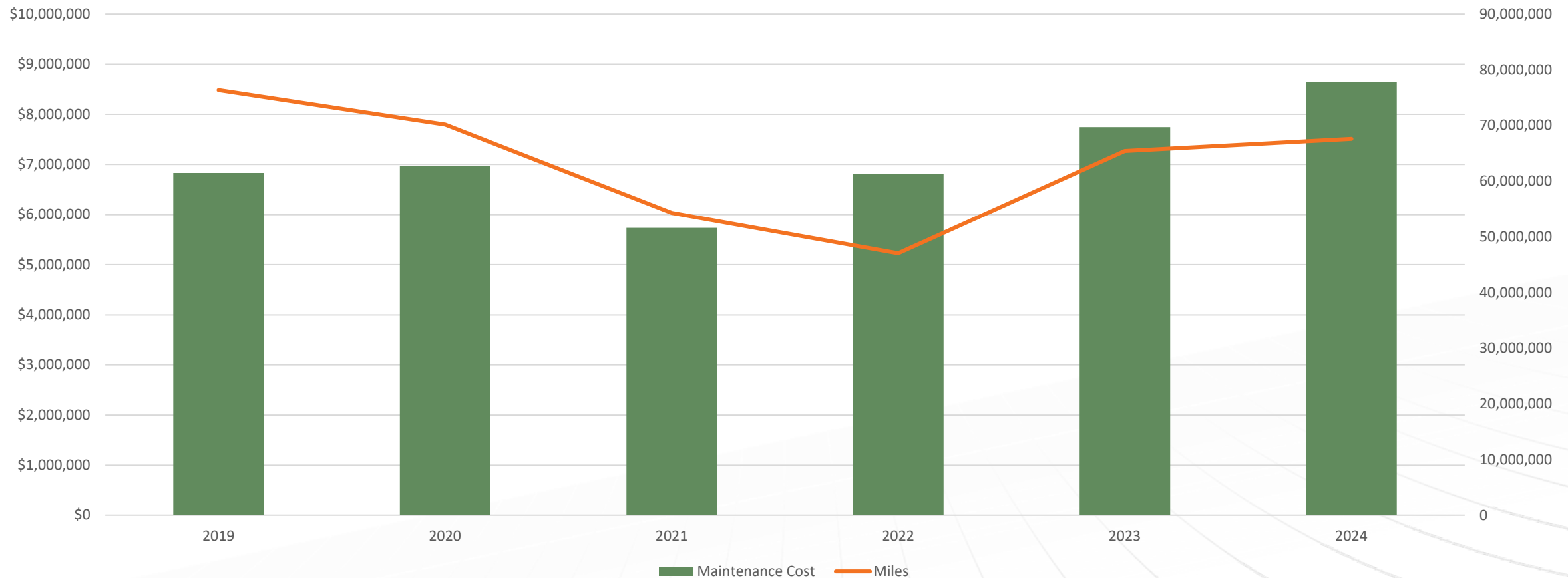
Data Summary

	2019	2020	2021	2022	2023	2024
Vehicle Count	7,144	7,212	7,255	7,140	7,440	7,614
Miles Driven	76,318,107	70,157,804	54,285,026	60,627,680	66,399,217	66,764,983
Average Cost per Mile	\$ 0.26	\$ 0.23	\$ 0.27	\$ 0.35	\$ 0.36	\$ 0.35

Biennial Report on State-Owned Motor Vehicles



Maintenance Costs and Miles Traveled



Thank You

Brian King, DAS Fleet & Parking Manager
brian.king@das.oregon.gov
503-373-7723

Meliah Masiba, DAS Legislative Director
meliah.masiba@das.oregon.gov
503-931-7267



[DAS Fleet & Parking Services online](#)