



**2025  
LEGISLATIVE  
SESSION**

**HB-2342**

# **ODFW FEE BILL**



**Hunting and fishing  
related revenues  
account for 40% of  
ODFW's total budget.**

**LEVERAGE FEDERAL DOLLARS**

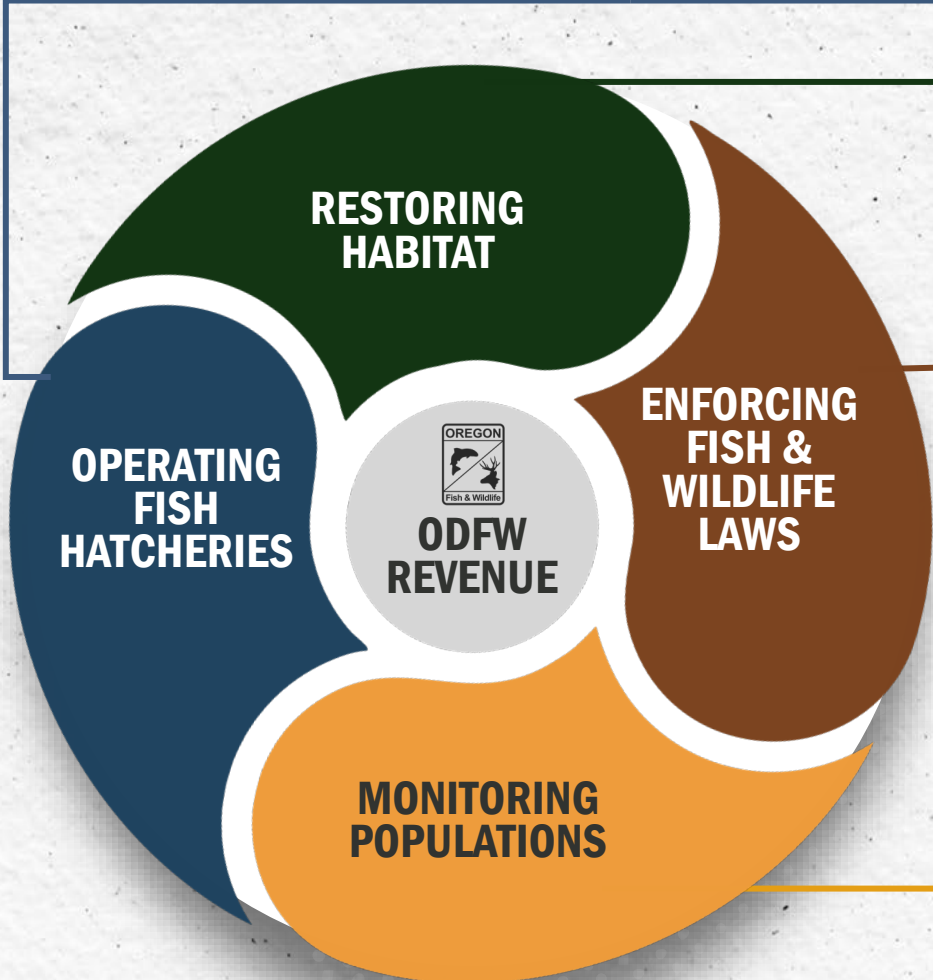
**\$66M**

**Pittman Robertson  
and Sportfish  
Restoration funding  
linked to license sales**





# License fees fund boots on the ground



# Commercial Fisheries

- 100** Species Harvested
- 3.4M** Pounds landed
- 9200** Direct jobs
- \$558M** Contribution to the economy

# Hunting

- 1.7M** Hunter days a field
- \$96** Spent per trip
- \$162M** Contribution to the economy



# Recreational Fisheries

- 600k** Oregonians
- 3369** Direct jobs
- 1.2M** Angler trips for fish/ shellfish
- \$397M** Direct spending

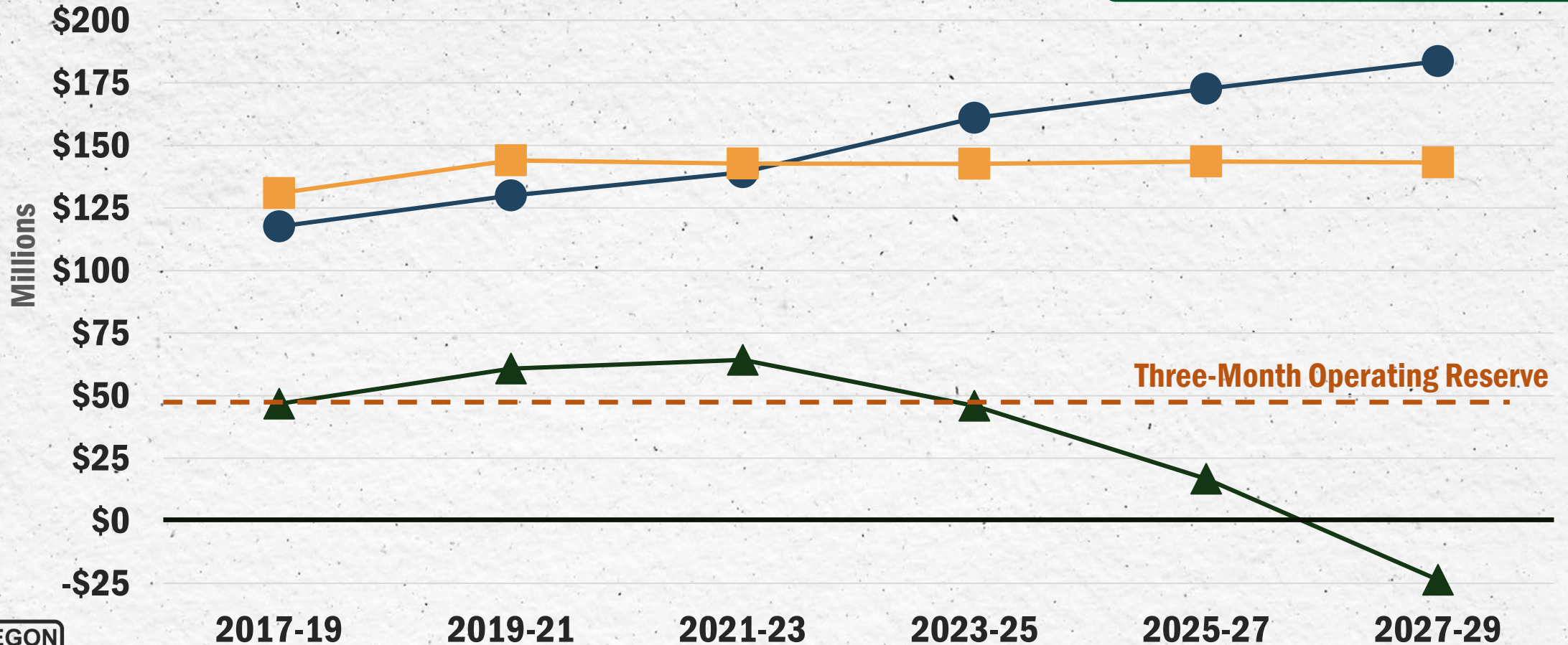
# Wildlife Viewing and Nature Observation

- 10.7M** Viewing days afield
- \$88** Spent per trip
- 9200** Direct jobs
- \$940M** Contribution to the economy



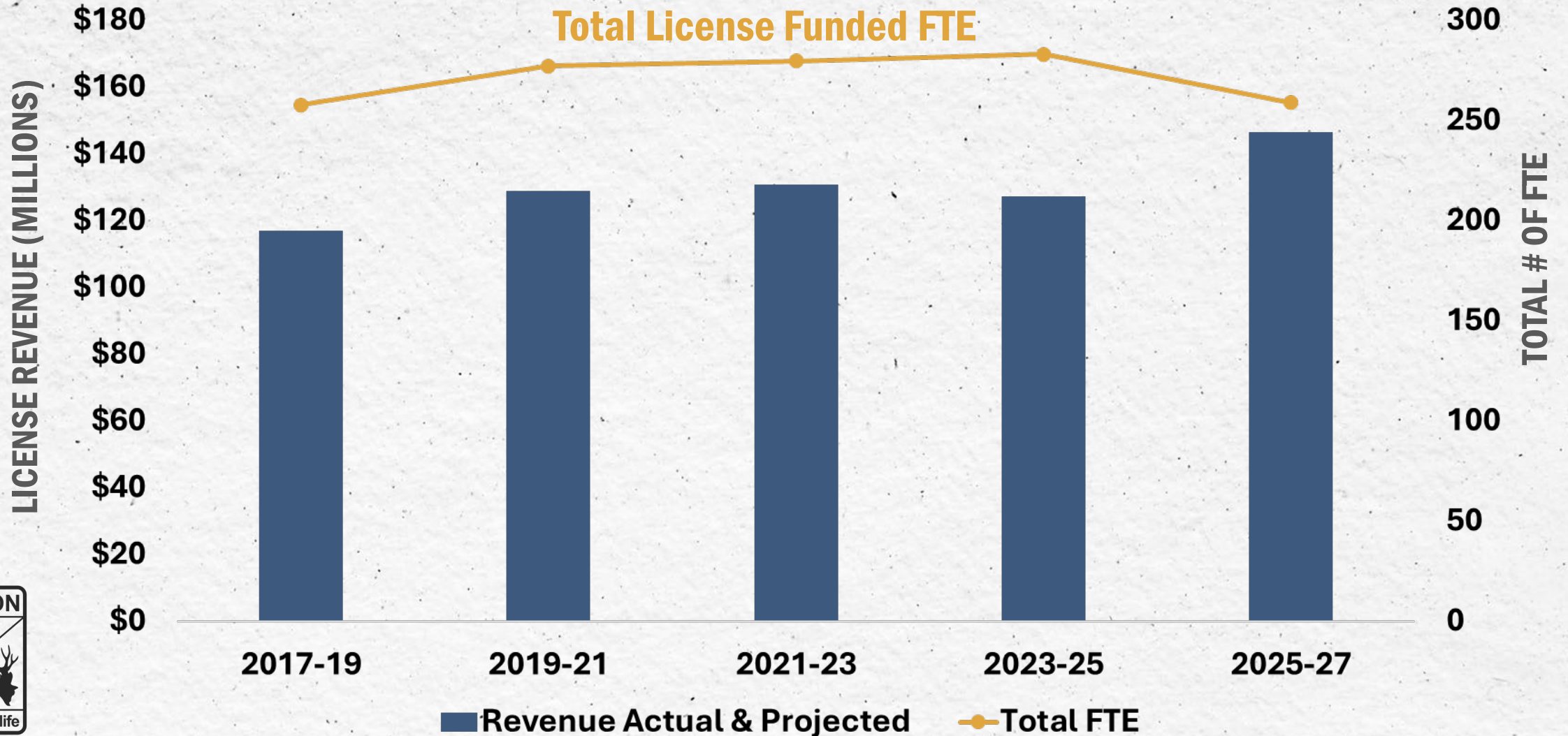
# Routine Fee Cycles

10 years since last fee bill



● Expenditures: Actual, Projected   ■ Revenue: Actual, Projected   ▲ Ending Balance: Actual, Projected

# Sustaining, not growing





# Factors that have driven up costs (e.g.,)

**~20%**

Biennial increase in fish food costs

**~7%**

Biennial increase in utility costs

**\$1M**

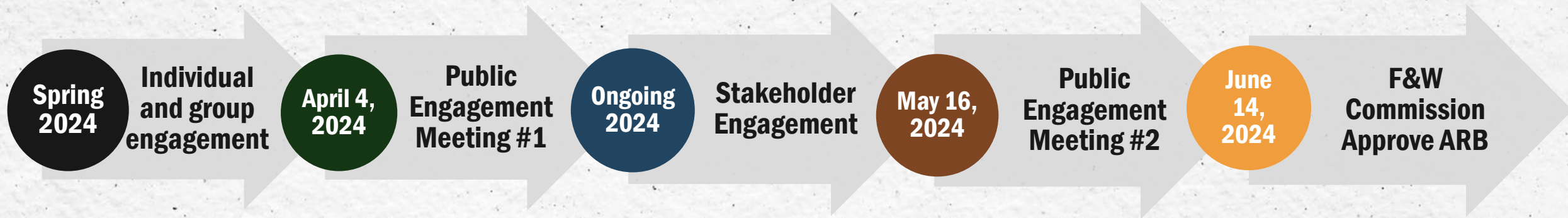
Increase in DOJ costs since 2015



# Limited levers to address revenue gaps



## PUBLIC INVOLVEMENT



### Public Response:

- Keep youth & pioneer licenses costs reasonable
- Cost to be incremental over time
- Fund CWD work with increased revenue
- Maintain turkey/cougar/bear tags at current cost



# HB 2342: Incremental increases to sustain core programs



Fish products



Wildlife products

	Fish products	Wildlife products
2026	14%	12%
2028/30	6%	8%

**Hold Youth (\$10) & Pioneer at low cost**

	Current	2026	2028	2030
Angling license	\$44	\$50	\$53	\$56
Combined Angling tag	\$46	\$69	\$73	\$77
Hunting license	\$34.50	\$39	\$42	\$45
Deer Tag	\$28.50	\$33	\$36	\$39

