

Senate Bill 992

Bottle Bill Omnibus Testimony

Senate Energy and Environment
February 17, 2025

Oregon Beverage Recycling Cooperative

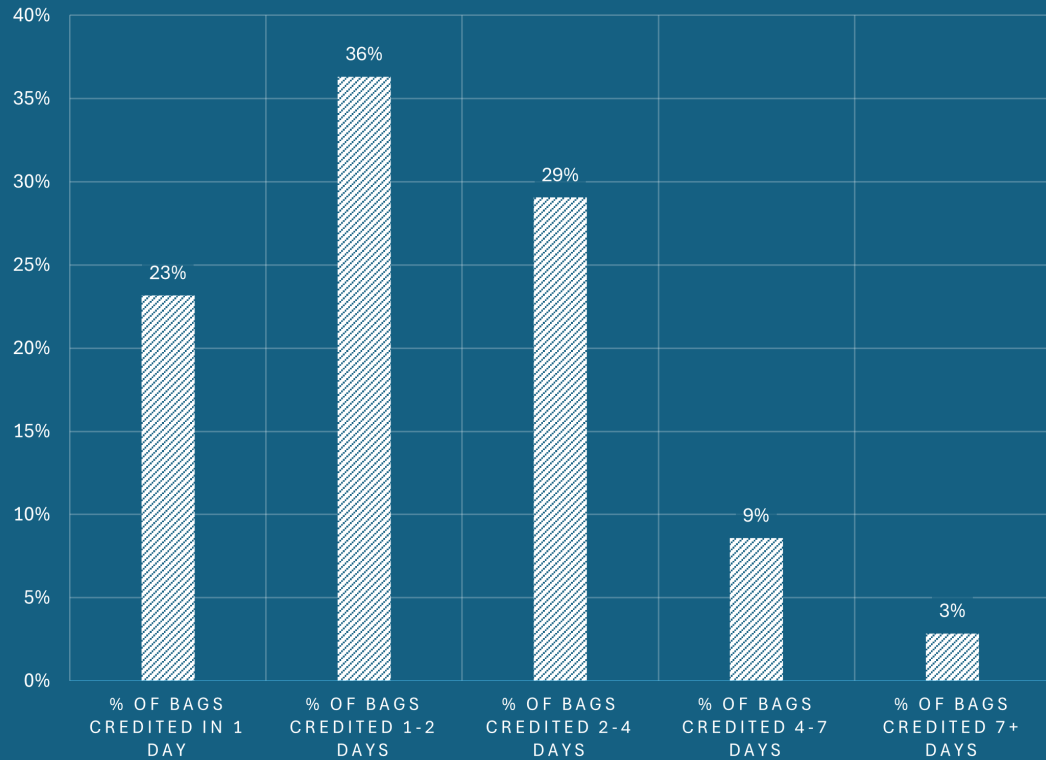


BottleDrop[®]
Oregon Redemption Center

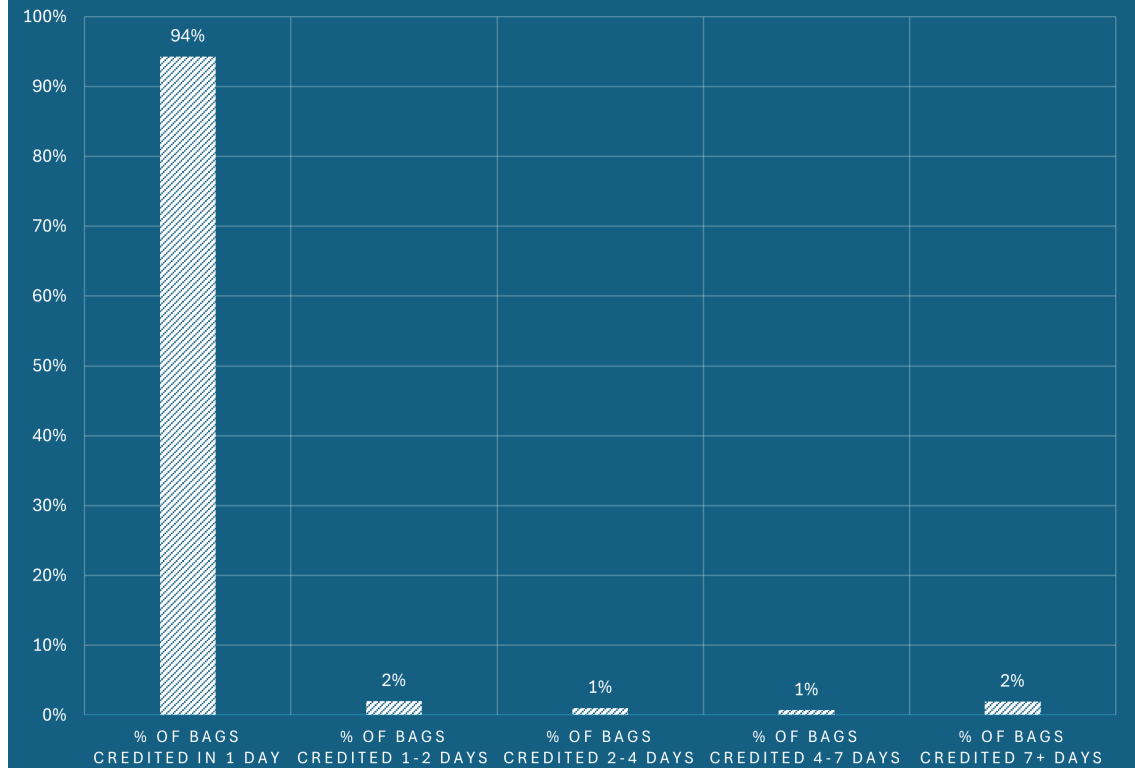
Time Between Drop-off and BottleDrop Account Credit for Green and Blue Bags, 2024



PLANT (BDE/DRC) BAG DROP TO CREDIT TIME



RC (ON-SITE) BAG DROP TO CREDIT TIME



Green and Blue Bag Education Campaign



For Individuals For Nonprofits

En Español

Cuantos "Green Bags" puedo dejar?

196 Views · Jan 24, 2024 · Knowledge

Adonde puedo comprar "Green Bags" y las etiquetas adhesivas de las bolsas?

160 Views · Jan 24, 2024 · Knowledge

Adonde puedo buscar los lugares de BottleDrop o minoristas asociados y que son los horas cuando abren?

145 Views · Jan 24, 2024 · Knowledge

Hay un límite diario a la cantidad de contenedores que puedo canjear a BottleDrop?

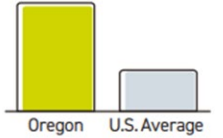


City of Portland
Green/Blue Bag =
45% total returns



WE GET A LOT MORE BACK

Around **88%** of beverages sold in Oregon are redeemable, and the redemption rate is regularly between **80-90%**. Nationally, the beverage container recycling average is around 35%.



CLEANER MATERIAL MEANS BETTER RECYCLING

Beverage containers have their own recycling pathway in Oregon, making them cleaner and easier to recycle. Unlike curbside, this means they can **remain Grade-A materials** and be recycled into food-grade packaging again.

WE KEEP THINGS CLOSE TO HOME

Not all recycling is the same. While there are plenty of stories about recyclable material being shipped overseas or ending up in a landfill, because of our Bottle Bill and OBRC's system, Oregonians can have confidence that:



Our beverage containers **ARE** being recycled.



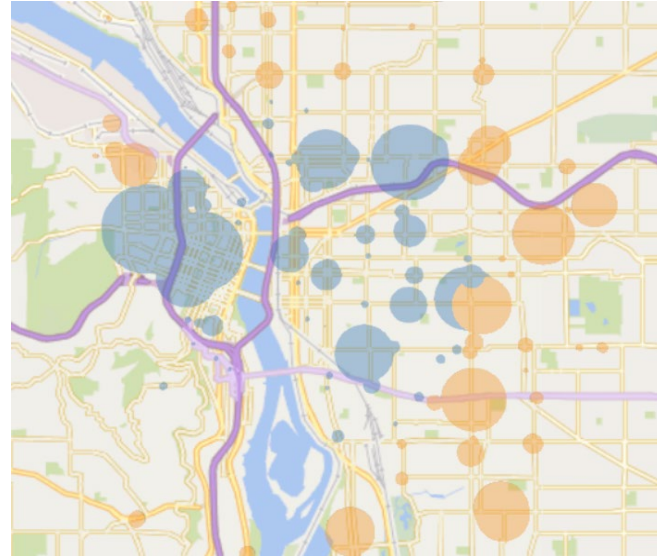
Glass and plastic are recycled **right here** in Oregon.



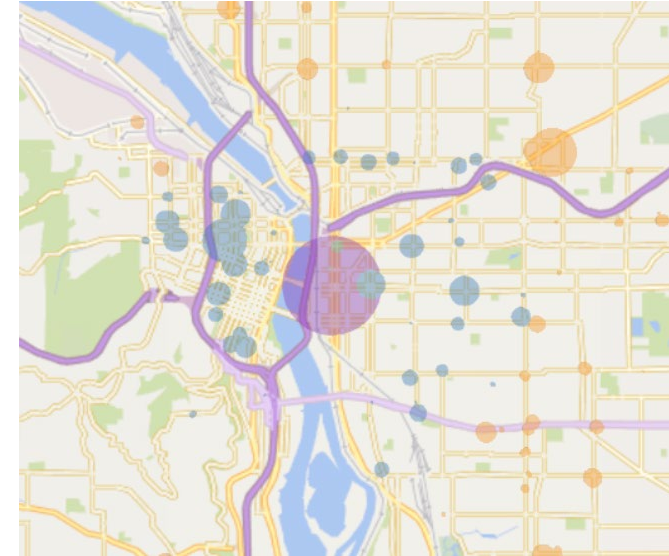
All recycling takes place **in the U.S.**



Alternative Access Redemption Center: The People's Depot Impact



Heat map within 3.5 miles of TPD
June 2018-May 2019 (before open)



Heat map within 3.5 miles of TPD
June 2023-May 2024



Total Container Returns 2024: 9.5 million

Portion of Total Individual Container Returns for Portland: 6%

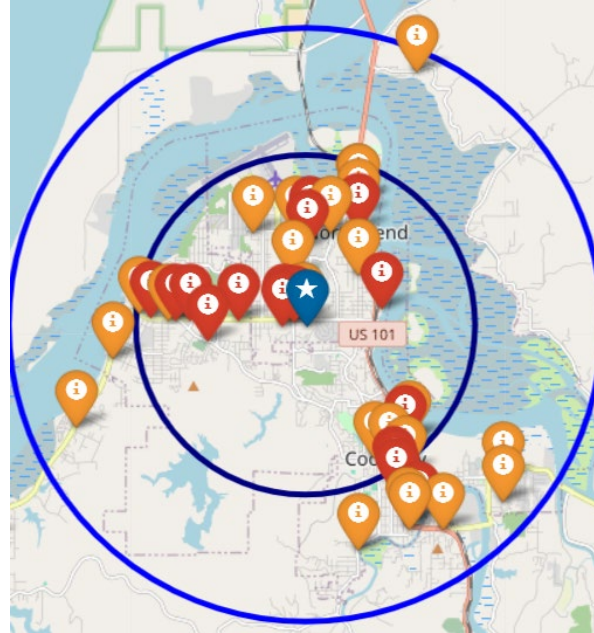
Low Impact Convenience Zones



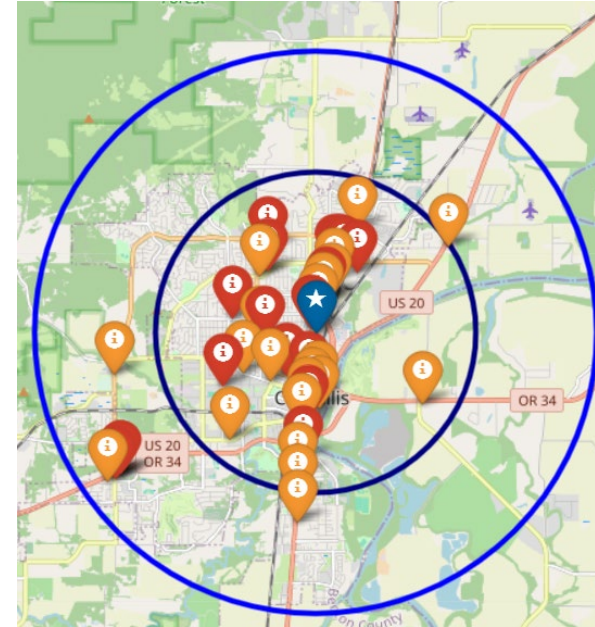
Legend

All counts are based on an annualization of 2024 data

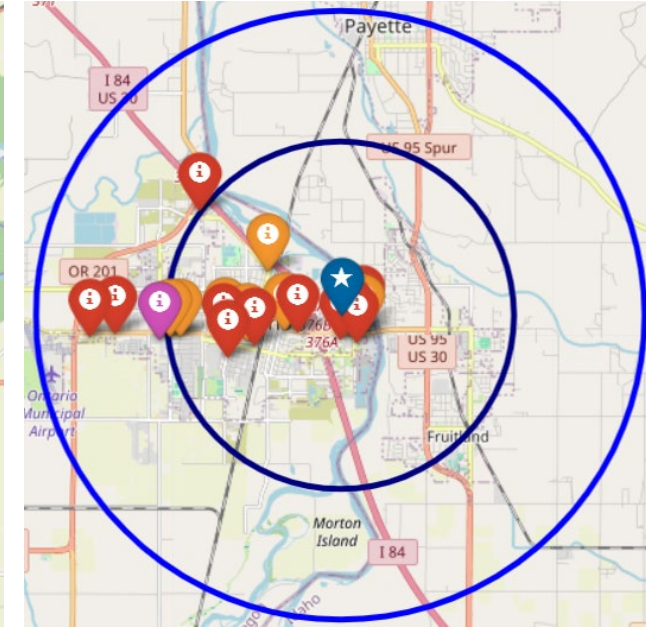
- ★ RC
- 📍 DRC
- 📍 BDE
- 📍 Retailer - 5k+ Sq Ft
- 📍 Retailer - <5k Sq Ft
- RC Convenience Zone 1
- RC Convenience Zone 2



North Bend/Coos Bay
Volume to Redistribute:
0.17%



Corvallis
Volume to Redistribute:
0.07%



Ontario
Volume to Redistribute:
0.35%

Thank you.

Learn more at obrc.com and bottledrop.com.

Oregon Beverage Recycling Cooperative



BottleDrop[®]
Oregon Redemption Center