



State Library
of Oregon



State Library of Oregon

HB 5017

Joint Committee on Ways and Means
General Government Subcommittee
Wendy Cornelisen, Director
February 11, 2025



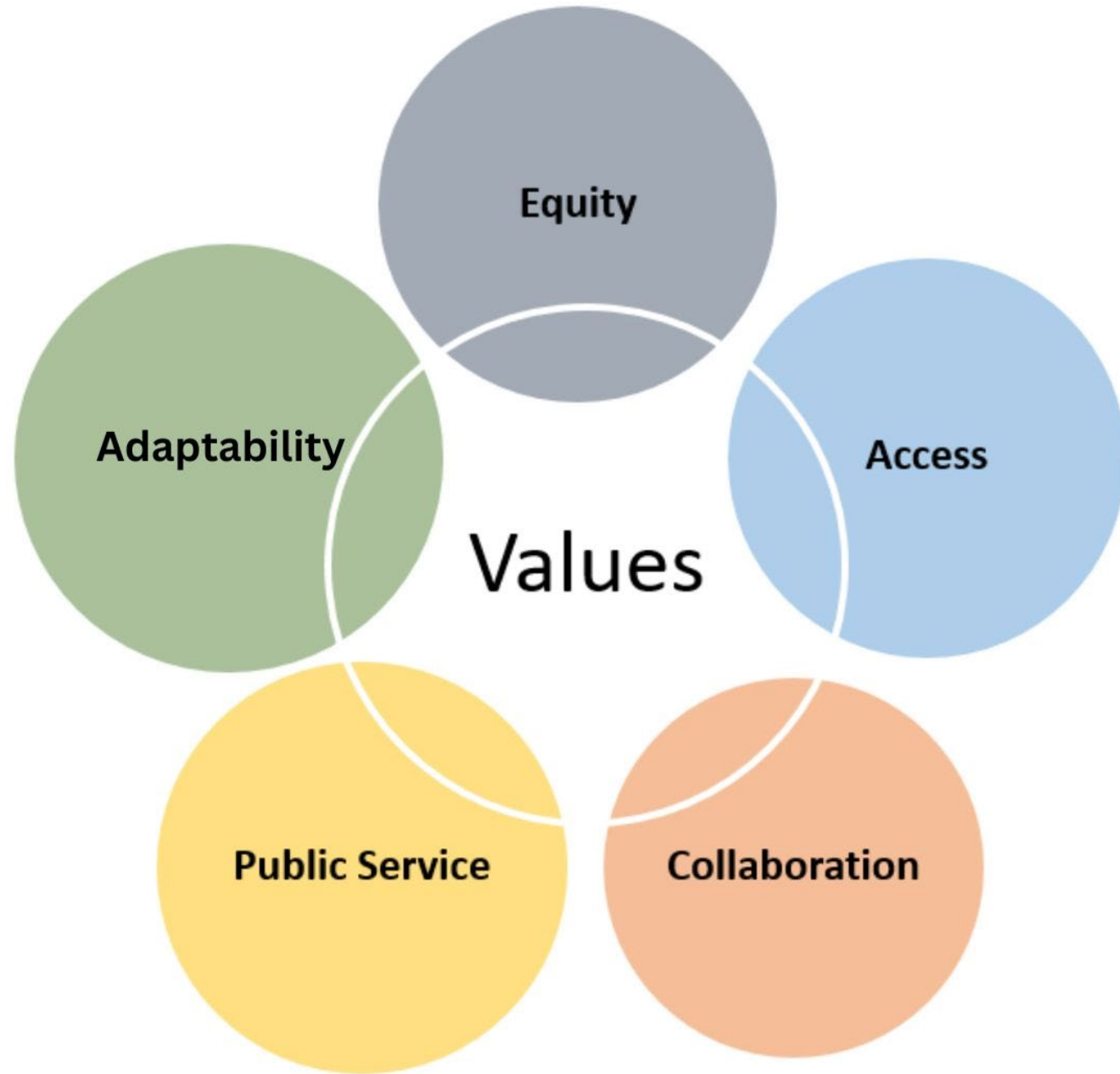


State Library
of Oregon

Vision and Mission

Vision: Equitable access to library and information services for the people of Oregon.

Mission: The State Library of Oregon cultivates, preserves, and delivers library and information services to foster lifelong learning and community engagement.





State Library
of Oregon

Summary of Programs



State Library
of Oregon

Library Support & Development Services

The Library Support and Development Services Division provides:

- consultation services
- continuing education
- statewide services for libraries
- state and federal grant funding

to 1,600 public, academic, school, and special libraries, and Tribal Nations across the state.

Funding: 37% General Fund; 63% Federal Funds




State Library
of Oregon

Library Support & Development Services

State-funded Ready to Read grants to public libraries in Oregon to support summer reading and early literacy programs:

Ready to Read Grants	2023	2024
Libraries receiving grant funds	141	140
Children served in library early literacy programs	48,099	69,186
Children served in library summer reading programs	180,686	195,051

*Actual numbers reflect total participation in programs, not a count of unique individuals.



State Library
of Oregon

Library Support & Development Services

Federal [Library Services and Technology Act](#) (LSTA) grant funding received through the Institute of Museum and Library Services (IMLS):

- Distributed subgrants: **\$1,330,572** to local libraries
- Statewide library services including:
 - [Answerland online reference service](#): In English & Spanish
 - [Oregon School Library Information System \(OSLIS\)](#)
 - [Statewide Database Licensing Program](#): 23 databases
 - [Northwest Digital Heritage](#)

LSTA allotment for Federal Fiscal Year (FFY) 2024 is \$2,597,695



State Library
of Oregon

Talking Book & Braille Library

The Talking Book and Braille Library serves Oregonians with print disabilities by providing audiobooks, descriptive videos, Braille materials, and magazines through the mail and digital download.

- Average of 30,000 items circulated every month.
- For the fiscal year ending June 30, 2024, there were **4,414** active users with an average use per user of **111** items per year.

Funding: 87% General Fund, 13% Other Fund donation



State Library
of Oregon

Talking Book & Braille Library

Downloadable Books – BARD

- Braille and Audio Reading Download (BARD) provides free access to download any NLS book 24 hours a day, 7 days a week.
- No limits or due dates.
- Approximately **25%** of the items circulated are through BARD.





State Library
of Oregon

Government Information & Library Services

The Government Information and Library Services Division provides library services to state employees and the Legislature including:

- Reference assistance
- Print and electronic resources
- Instruction

Funding: 100% Other Funds Assessment



State Library
of Oregon

Government Information & Library Services

The State Library provided:

- 107 [electronic resources](#) to support research needs
- 201 classes for 2,181 attendees
- 3,671 reference transactions
- 12,663 document requests filled



State Library
of Oregon

Government Information & Library Services

By statute, the State Library collects state agency publications and makes them available to the public. In FY23 and FY24:

- 23,851 documents added to Digital Collections
- 1,264 added to the print collection
- [Oregon Digital Collections](#) has over 175,000 Oregon state government publications



State Library
of Oregon

Operations Division

The Operations Division is responsible for administrative functions and program support including:

- Strategic leadership
- Fiscal management
- Information technology
- Volunteer coordination
- Communications
- State Library Board support

Funding: 5% General Fund; 88% Other Funds Assessment; 7% Federal Funds

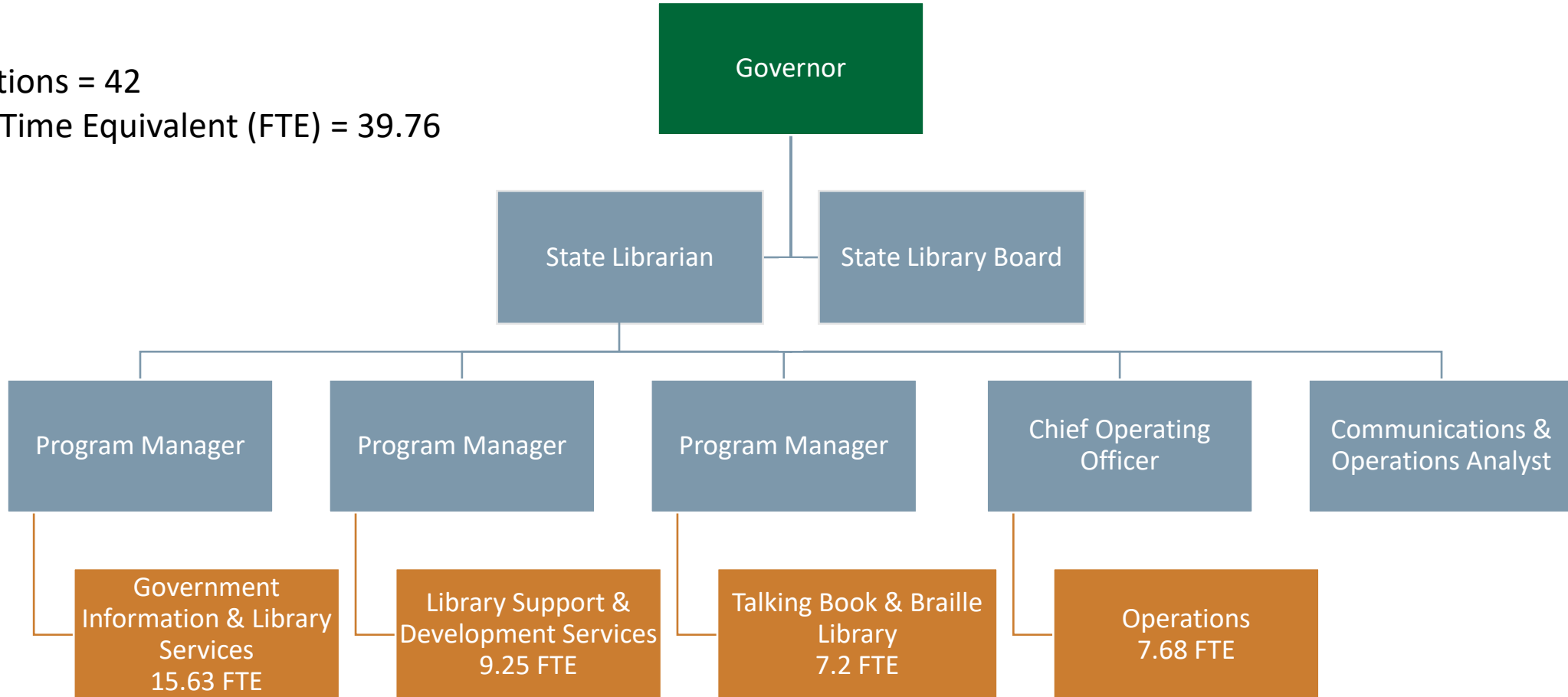



State Library
of Oregon

Current Organizational Chart

Positions = 42

Full-Time Equivalent (FTE) = 39.76

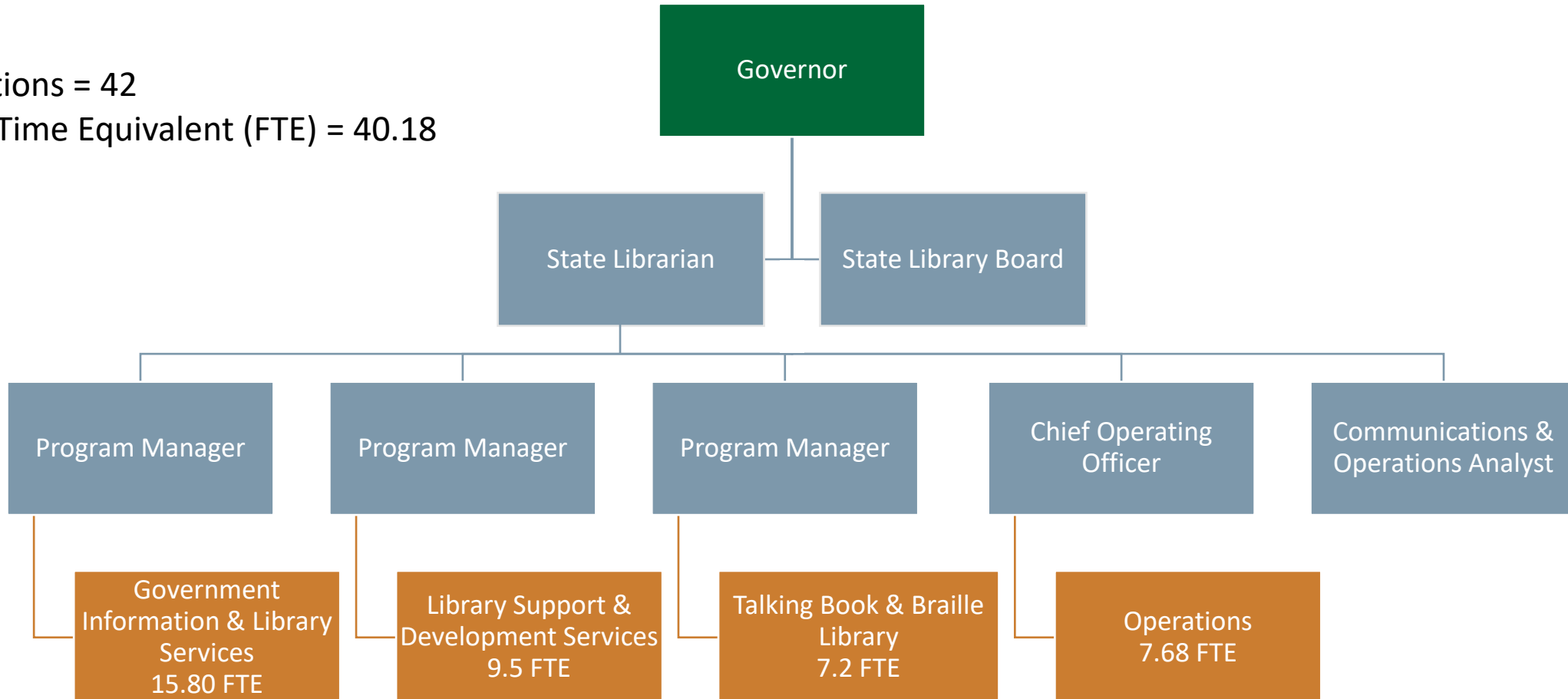




Proposed Changes

Positions = 42

Full-Time Equivalent (FTE) = 40.18





State Library
of Oregon

Governor's Budget

- Funds a Government Documents Librarian position with Other Funds in AY27 Price List (Package 102).
- Continues existing service level.



State Library
of Oregon

Budget Drivers

- Personnel Costs
- New and updated technology to support remote access and modernize library systems.
- Reductions of local library budgets with increased library usage and greater reliance on State Library support through grants and consulting.
- Sophisticated information needs of state agency staff requires materials and services to meet those needs.



State Library
of Oregon

Agency Changes

- House Bill 3523 (2015)
 - Increased State Library Board from seven to nine members. Mix of library and state agency representatives.
 - State Librarian is appointed and serves at the pleasure of the Governor, subject to confirmation by the Senate.
 - State Library certification of state agency libraries.
 - Approval of agency purchases of research database subscriptions.
- House Bill 2243 (2019)
 - [OAR 543.010.036](#) Established minimum conditions for a public library



State Library
of Oregon

10% Budget Reduction Options

- Reduction of \$2,097,502
- Eliminates 6 positions/5.19 FTE



Creating Savings

- Critical evaluation of electronic resources to reduce duplication and costs.
- Utilizing free or low-cost training for professional development.
- Reduce travel costs by continuing to meet and provide instruction in the virtual environment.
- Intentional re-evaluation of each open position.
- Credit card payments for conference room reservations.



State Library
of Oregon

Improving Services

- Streamlining grant applications and shifting to high-priority projects.
- Upgrading and modernizing digital collections platform.
- Integrating library services into state employee onboarding efforts.
- Proactive outreach to Talking Books users.



State Library
of Oregon

Key Performance Measures



Current

Patron Service Transactions – Number of reference queries, document delivery and interlibrary loan requests, and outreach/instruction sessions to state agency employees.

- **Current Target:** 8,300
- **New Target:** 8,400



Current

Talking Book and Braille Library Average Use - Total number of circulations per year divided by the number of registered users at the end of the fiscal year.

- **Current Target:** 90 books/user
- **Proposed Target:** 100 books/user



Current

Cost Per Circulation - Cost per circulation of talking books and Braille books.

- **Current Target: \$2.00**
- **Proposed Target: \$2.00**



State Library
of Oregon

KPM #5

Current

Use of The Oregon School Library Information System - Annual visits to the Library-funded Oregon School Library Information System.

- **Current Target:** 750,000
- **Proposed Target:** 750,000



Current

Customer Satisfaction – Percent of customers rating their satisfaction with the agency’s customer service as “good” or “excellent:” overall, timeliness, accuracy, helpfulness, expertise, availability of information.

- **Current Target: 90%**
- **Proposed Target: 90%**



Current

Value of Talking Book and Braille Library – Percent of Talking Book users that strongly agree or agree that the Talking Book and Braille Library has added value to their life.

- **Current Target: 90%**
- **Proposed Target: 90%**



Current

Ready to Read Participation –Ready to Read grant funding per year divided by total number of youth 0 – 14 years of age participating in a Ready to Read grant funded activity .

- **Current Target: \$3.50**
- **Proposed Target: \$3.50**



Current

Value of Library Support Programs and Services – Percent of Oregon library staff that strongly agree or agree that the services and programs offered by Library Support help them provide better library service to their community.


- **Current Target: 90%**
- **Proposed Target: 90%**



Current

Percentage of digital Oregon Government Publications made accessible – Born digital items created by state agencies that are collected and fully cataloged by State Library staff

- **Current Target:** 88%
- **Proposed Target:** 90%



State Library
of Oregon