


Oregon Youth Authority

*2025 Legislative Session:
Resilient and Responsive*



Mission

Protect the public and reduce crime by holding youth accountable and providing opportunities for reformation in safe environments

Vision

Youth will leave the Oregon Youth Authority and lead productive, crime-free lives

Director's Office
29 POS, 29.00 FTE

Public Policy &
Government
Relations

Internal
Auditing

Professional
Standards

Tribal
Relations

Diversity,
Equity, &
Inclusion

Prison Rape
Elimination Act
(PREA)

Interstate
Compact for
Juveniles (ICJ)

Communications

Performance
Management

Rules & Policy
Coordination

Research

Business Services
100 POS, 99.50 FTE

Community Services
137 POS, 135.88 FTE

Development Services
42 POS, 41.15 FTE

Facility Services
651 POS, 627.63 FTE

Health Services
44 POS, 40.00 FTE

Human Resources

Budget

Accounting and
Payroll

Contracts and
Procurement

Physical Plant
Operations

Information
Services

Community
Operations

Parole and
Probation

Residential
Treatment

Foster Care

Federal/State
Benefits

Juv. Crime
Prevention
County Diversion
Gang Prevention

Behavioral Health &
Correctional Treatment
Services

Youth Reformation System
& Positive Human
Development

Educational and
Vocational
Services

Family
Engagement

Inclusion and
Intercultural
Relations

Training and
Development

Facility
Operations

Youth Correctional
Facilities

Transition
Work/Study
Programs

Nutrition Services/
Central
Warehouse

Dental Services

Medical Services

Nursing Services

Pharmacy
Services

Psychiatric
Services

Psychological
Services

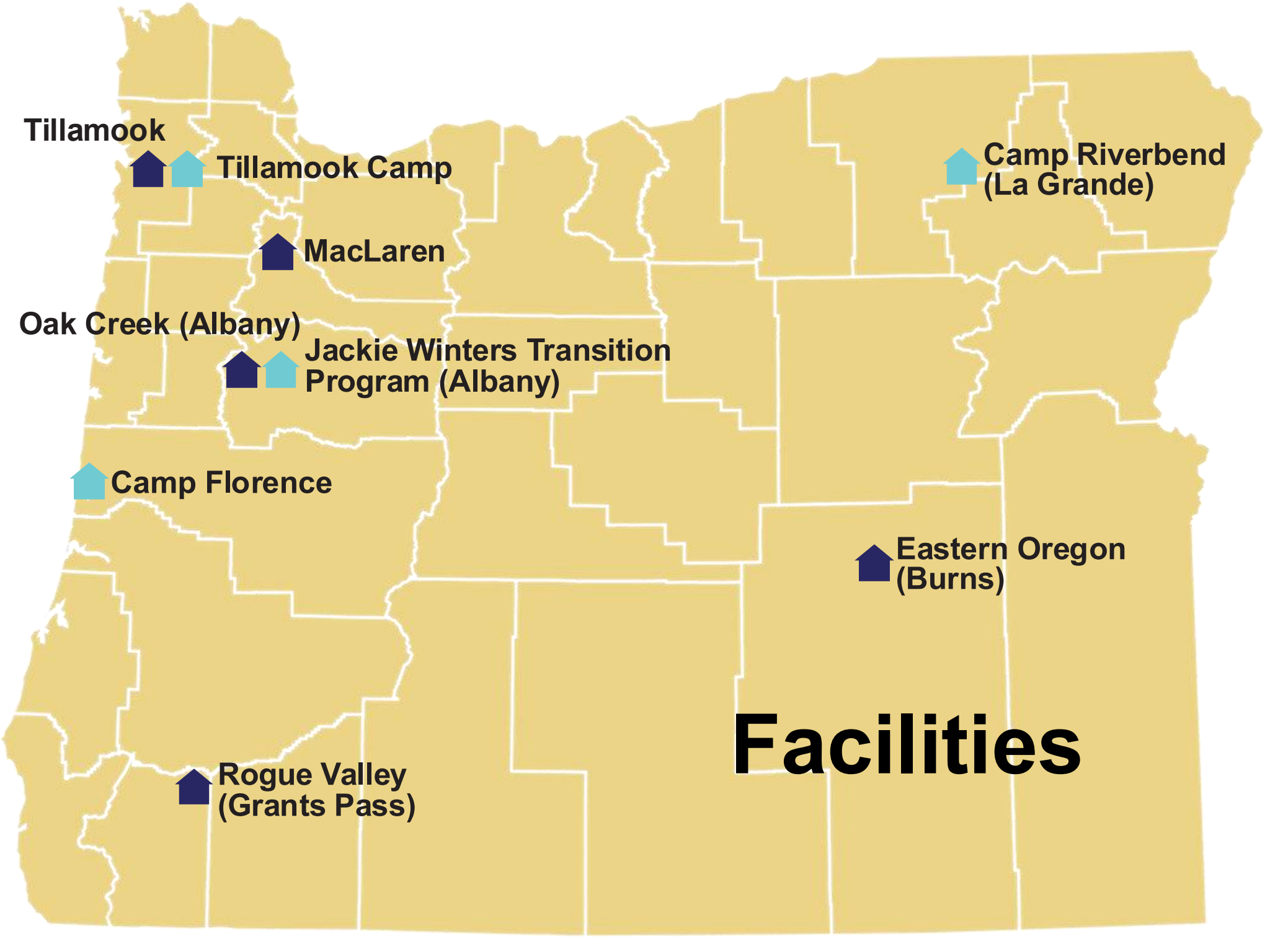
Operating Principles

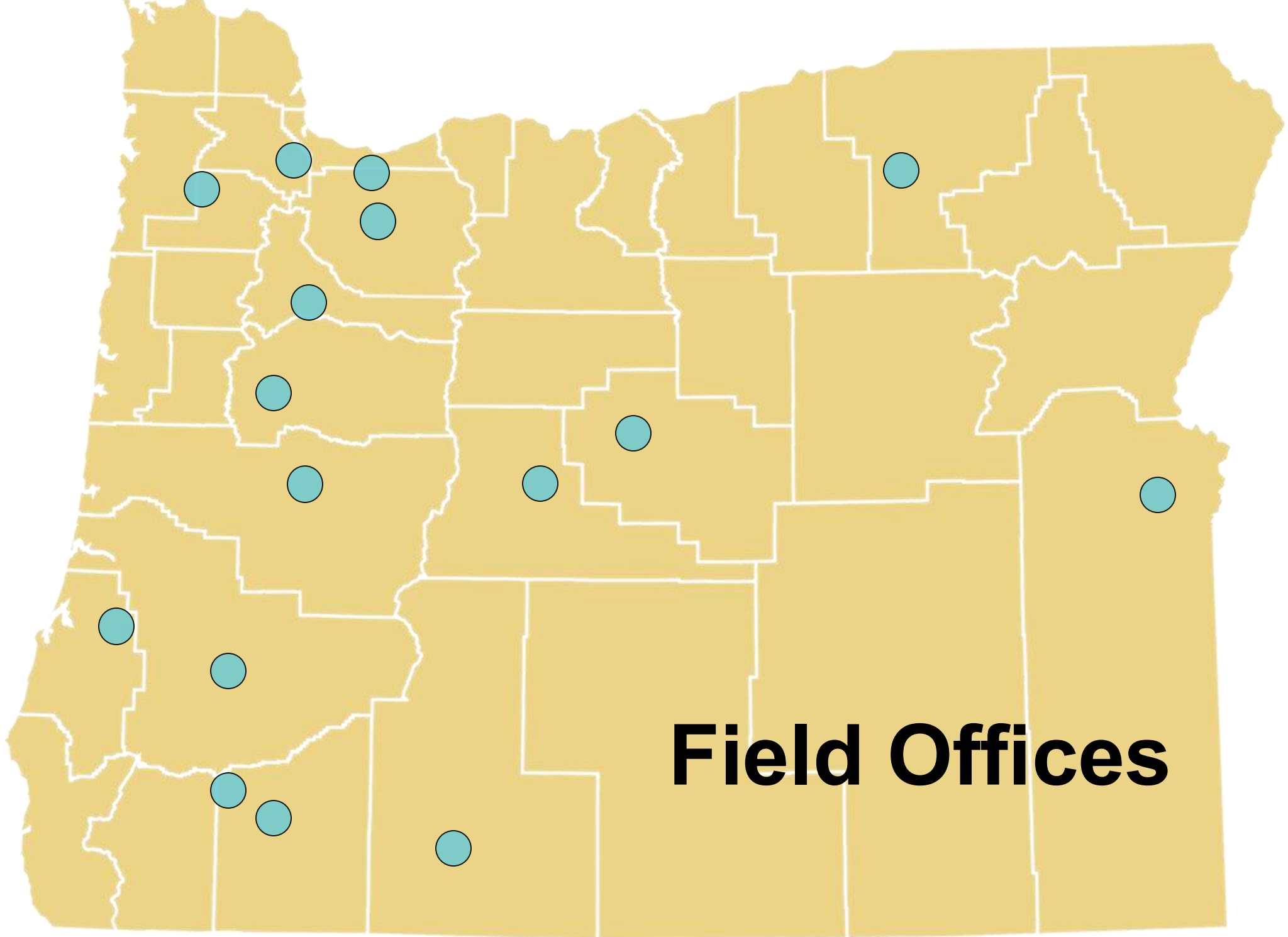
Positive Human Development

Diversity, Equity & Inclusion

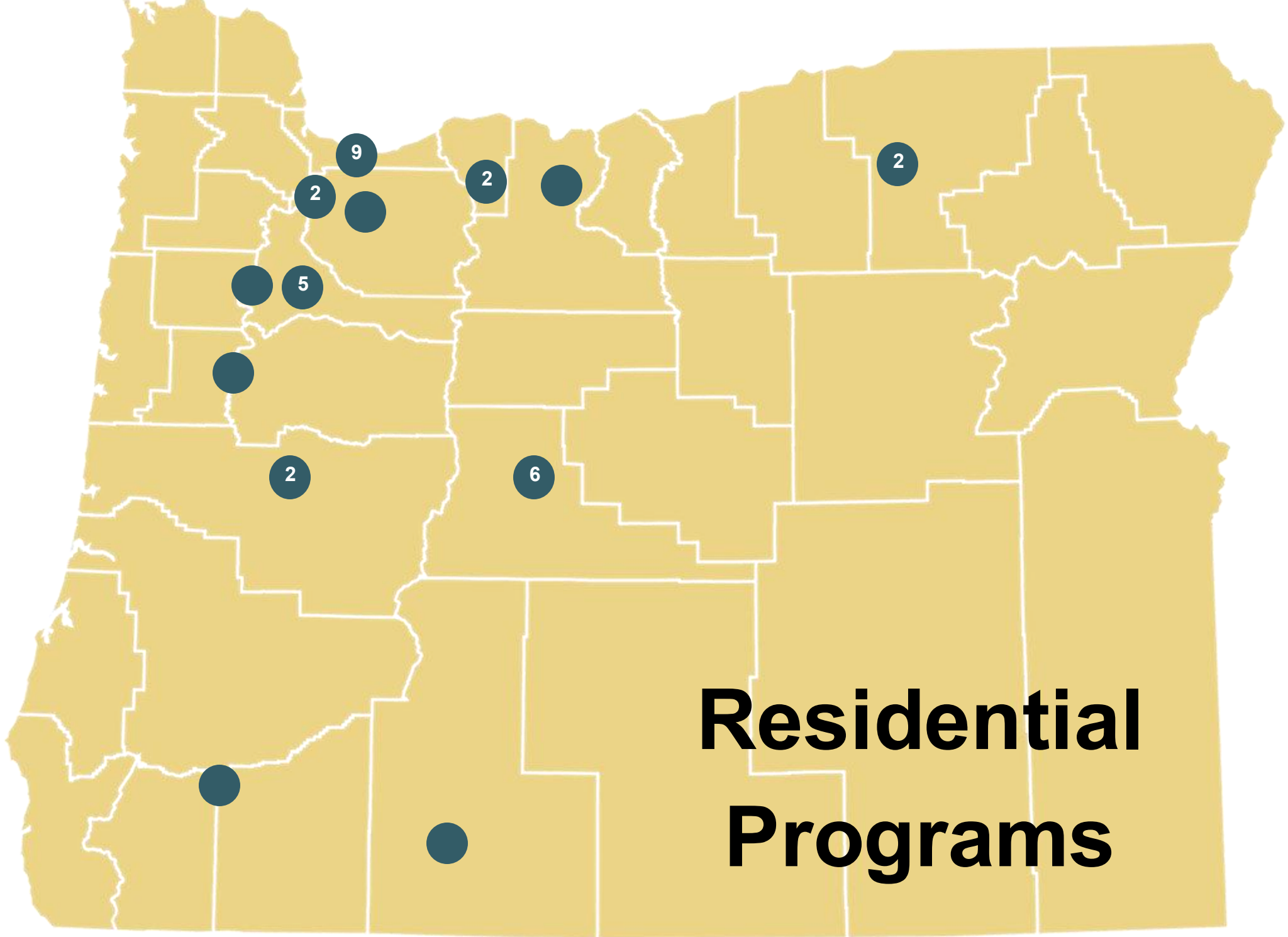
Data-Informed Decision Making



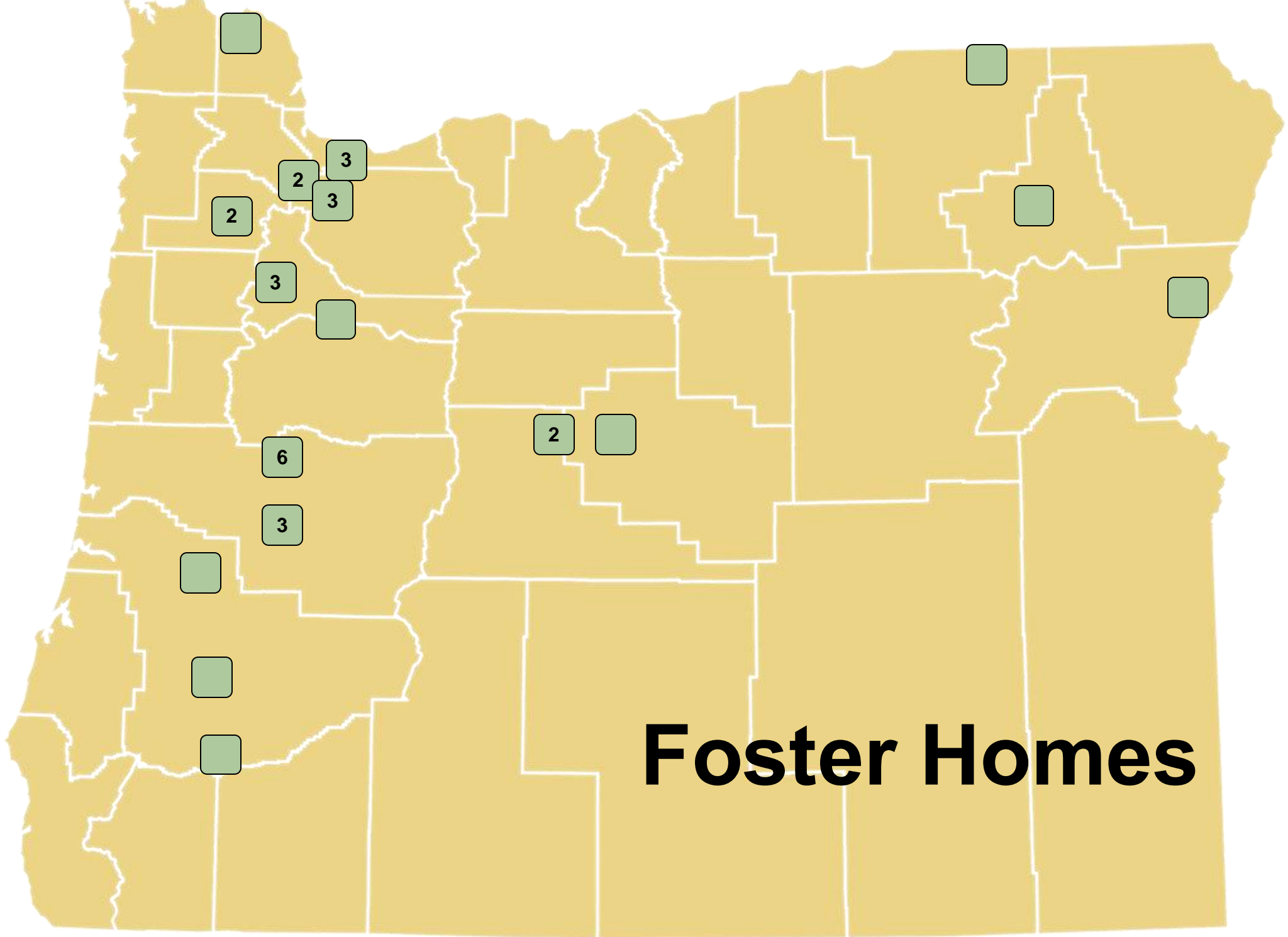




Field Offices



Residential Programs




Foster Homes

Oregon's Juvenile Justice System

(to scale)

303,673

youth ages 12-17
in Oregon, 2022



Referrals go to county juvenile departments

Local options:

- Informal handling
- Diversion
- Adjudication

County Supervision

2,157

OYA Parole/Probation

515

OYA Close Custody

375

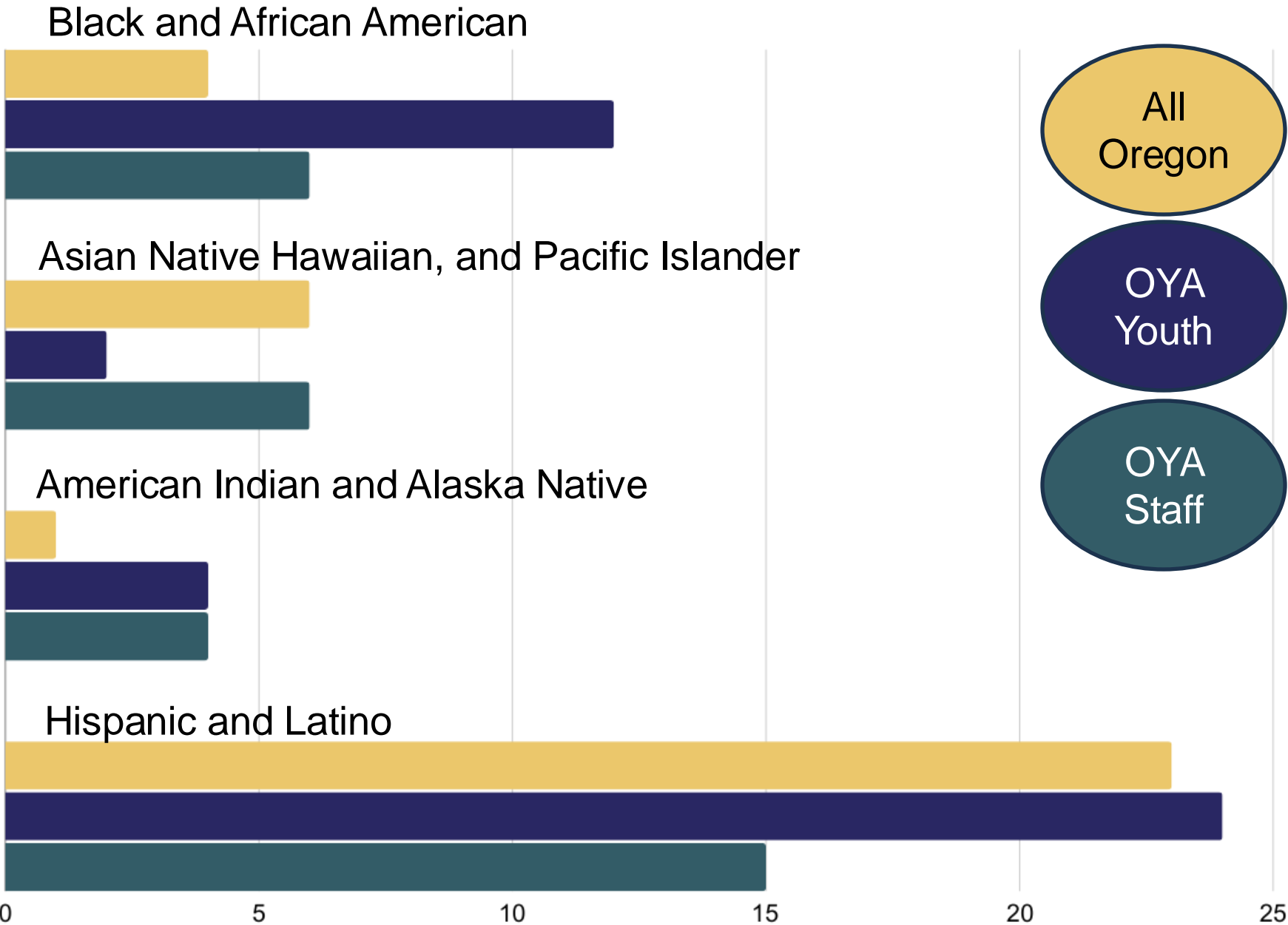


Who are the youth served by OYA?

Commitment Crimes

Category	Number	Percentage
Sex Offense	235	26%
Property	158	18%
Person-to-Person	260	29%
Robbery	66	7%
Drugs/Alcohol-Related	12	1%
Weapon-Related	65	7%
Homicide-Related	49	6%
Criminal Other	35	4%
Arson	4	1%
Public Order	6	1%

Racial Disparities At OYA (by %)



Known trauma history

96%

Known trauma history

99%

History of regular drug/alcohol use

70%

History of regular drug/alcohol use

82%

Parent substance abuse

63%

Parent substance abuse

77%

Special education history

52%

History of physical abuse

68%

History of physical abuse

38%

History of suicide attempts

40%

History of suicide attempts

16%

Special education history

37%

Male

Biological Parent of a child

4%

Biological Parent of a child

2%

Female

Social Characteristics

Since 2022, 86% of OYA youth have current or past substance abuse

60% of OYA boys and 82% of OYA girls have a diagnosed mental health disorder

29% increase in trauma-related diagnoses among males committed to OYA since 2020

97% of the youth entering our facilities recently have known trauma history

Rising Youth Acuity



How do we approach our work?

Positive Human Development



Developmental Programming & Skill-Development

Education & Vocation



Culturally Specific Support



Developmental Programming & Skill-Development

Treatment for behaviors related to criminogenic risk



Family Engagement



Developmental Environments



Outcomes

Education

Recidivism

84
high school
diplomas

24
GEDs

343
licenses or
certificates

233
college
classes

3
college
degrees

22%
probation

20%
parole

Numbers reflect youth in facilities only,
and for the 2023-2024 school year



Our 2025 Legislative Agenda: Resilient and Responsive

Challenges



OYA Seeks Your Support To Become More **Resilient**

Preserve current staffing levels to increase the ratio of staff to youth

- Adopt the Governor's Proposed Budget for OYA

Ensure we can get each youth the right placement

- SB 816: Expand Use Of County Pass-Through Dollars
- SB 818: Allow Capacity Payments for Contracted Providers

Strengthen Infrastructure

- POP 106: Facilities 10-Year Plan
- POP 301: JJIS Modernization

Improve Safety

- POP 303: Deferred Maintenance & Capital Improvement
- POP 302: CCTV & Access Control

OYA Seeks Your Support To Become More **Responsive**

Enhance health for staff and youth

- SB 813: Compel Testing for Communicable Diseases
- POP 304: MacLaren Infirmary & Pharmacy Renovations/Expansion
- POP 550: Medicaid Waiver Support

Support Youth Housing Stability

- SB 814: Ensure OYA youth can access state housing services
- POP 551: Housing and Reentry Coordinator

Promote Equity and Accessibility

- POP 103: Interpreter /Translation Services



Contact

**Joe O'Leary, joe.oleary@oya.oregon.gov
www.oregon.gov/oya**