

Oregon Youth Authority

Quick Facts



We protect the public and reduce crime by holding youth accountable and providing opportunities for reformation in safe environments.
Data updated January 2025.

Youth Population

Total youth: 890

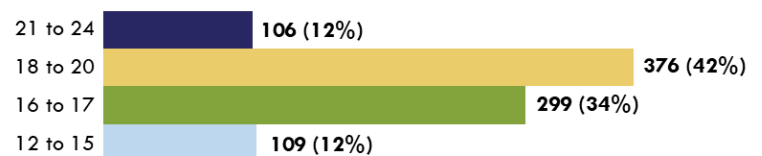
Youth in the community: **515** (58%)

- Youth on OYA parole: **210** (24%)
- Youth on OYA probation: **305** (34%)

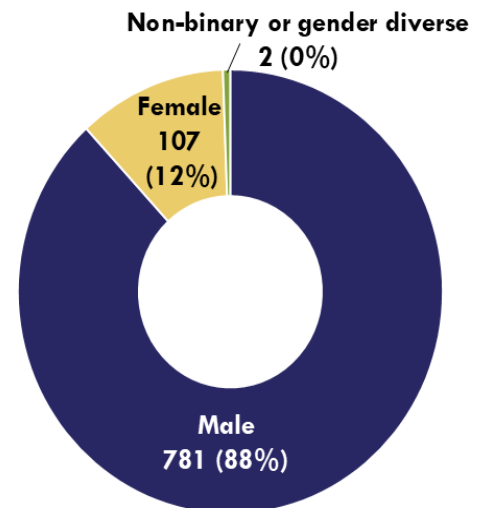
Youth in close custody: **375** (42%)

- Juvenile commitments: **349** (39%)
- Adult commitments (DOC): **26** (3%)

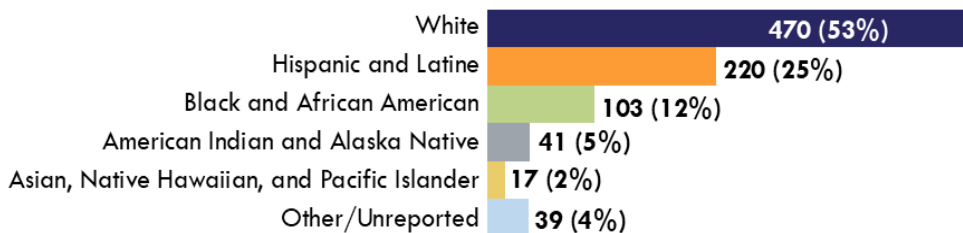
Age



Gender



Race



Note: Figures may not total 100% due to rounding

Social Characteristics

Social Characteristics	Male	Female
Biological parent of a child	4%	2%
Known trauma history	96%	99%
Diagnosed mental health disorder	60%	82%
Parent history of substance abuse	63%	77%
History of suicide attempts	16%	40%
History of physical abuse	38%	68%
Special education history (IEP)	52%	37%
History of regular drug/alcohol use	70%	82%

OYA Risk Needs Assessment 2.0 data for youth supervised as of 1-1-25
Note: Nonbinary youth data suppressed to protect confidentiality

Recidivism*

Includes people who commit a new offense within 36 months of commitment to OYA probation, release to OYA parole, or release to adult post-prison supervision from July 1, 2020 to June 30, 2021.

OYA Probation: **22%**

OYA Parole: **20%**

DOC Post-Prison Supervision: **9%**

*Recidivism rates were computed from an ad hoc analysis of youth and crime data from JJIS and crime data from the Oregon Criminal Justice Commission.

Average Length-of-Stay in Close Custody

Youth committed as juveniles

Average stay: 435 days

Median stay: 308 days

Youth committed as adults (DOC)

Average stay: 2,214 days

Median stay: 2,326 days

Racial Disparities in the Juvenile Justice System

OYA is dedicated to addressing these disparities by centering race in all of our work.

Our goals are to:

- Improve outcomes for marginalized youth
- Diversify and support the agency's workforce
- Address systemic inequities and embed equity in our business operations

Race/Ethnicity	All Oregon Youth	OYA Youth		OYA Staff
		Community Supervision	Close-Custody Facilities	
Black and African American	4%	12%	11%	6%
Asian, Native Hawaiian, and Pacific Islander	6%	2%	2%	6%
Hispanic and Latine	23%	23%	27%	16%
American Indian and Alaskan Native	1%	3%	7%	4%
White	66%	56%	49%	65%
Other/Unreported	—	4%	5%	3%

OYA Overview

2023-25 Legislatively Approved Budget

General Fund: **\$418.8 million**

Total Funds: **\$500.7 million**

Facility programs: **43%**

Community programs: **34%**

Program support: **11%**

Agency-wide: **3%**

Debt service: **4%**

Capital projects: **5%**

Staff

Employees: **899**

Represented total: **752**

- SEIU: **675**

- AFSCME: **77**

Management/unrepresented: **147**

Total Operating Capacity

Close Custody Beds: **407**

Youth Correctional Facilities (YCF): **347**

- Eastern Oregon YCF: **36**
- MacLaren YCF: **187**
- Oak Creek YCF: **42**
- Rogue Valley YCF: **50**
- Tillamook YCF: **32**

Transition Programs: **60**

- Camp Florence: **16**
- Camp Tillamook: **16**
- Camp Riverbend: **16**
- Jackie Winters Transition Program: **12**

Community Supervision

- 216 youth live in community programs
- 34 residential programs
- 61 OYA foster or proctor homes
- 16 field offices for youth on parole or probation