



Mid-Willamette Valley

COMMUNITY ACTION

Compassion in Motion

Jimmy Jones
Executive Director

Seven Observables

- **Observable 1:** What we are doing in Oregon is working.
- **Observable 2:** The homeless numbers continue to grow.
- **Observable 3:** Observable 2 is not connected to Observable 1.
- **Observable 4:** New homeless wave is largely economically driven.
- **Observable 5:** Criminalization efforts will fail as they have before.
- **Observable 6:** Need full continuum of services to make the system viable; that is prevention impacts shelter; shelter impacts housing programs, all the way down stream to affordable housing.
- **Observable 7:** Problem was decades in the making; will take time to solve. Given public skepticism, outcomes must be transparent.

One Slide on the History

Chronology

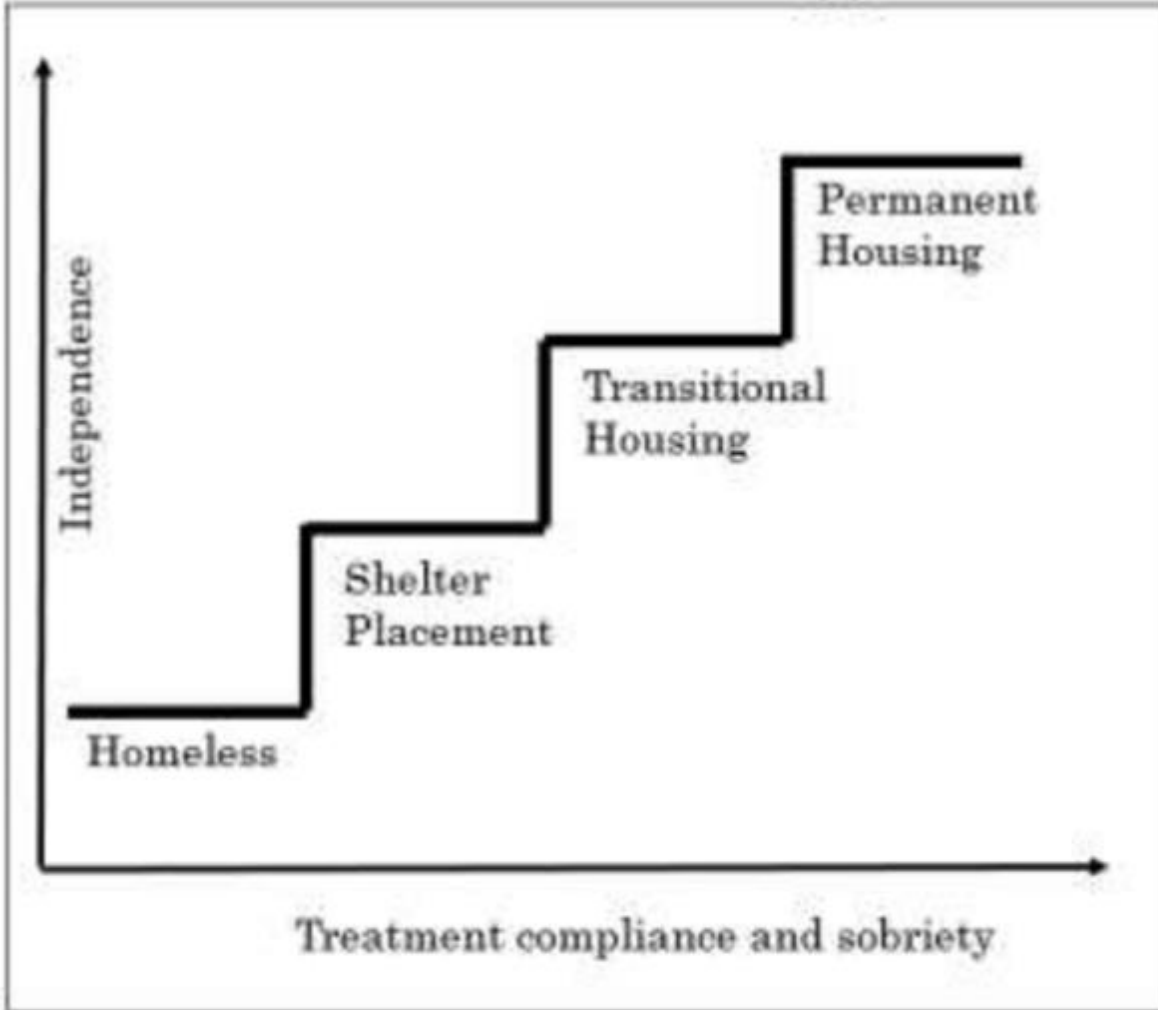
- Industrialization
- Poor Farms
- State Hospital System
- Community Mental Health Act
- War on Poverty
- Drug Wars
- Housing Affordability Crisis

Service Philosophies

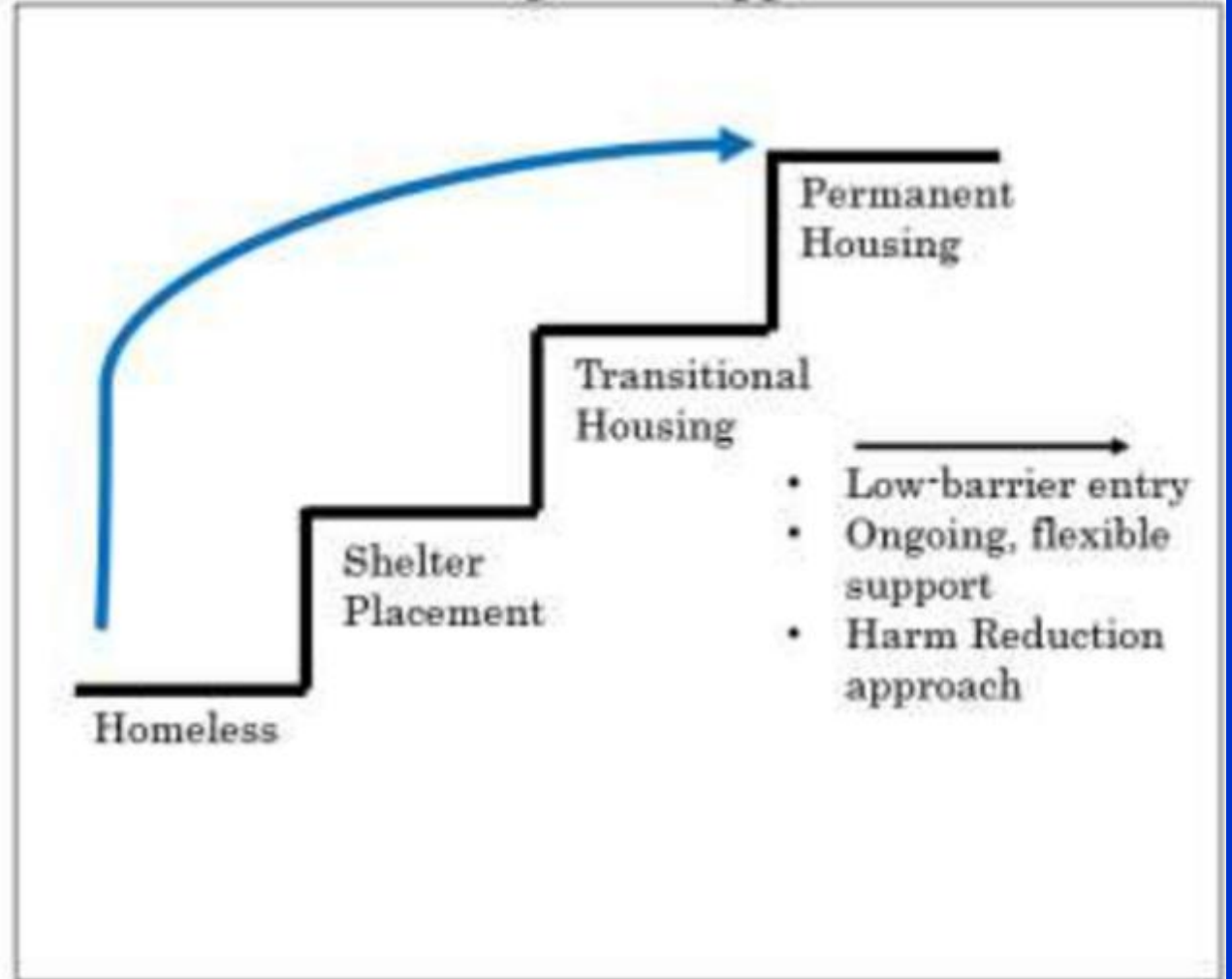
- 1880-1960: Charity Based
- Poverty as a moral failure
- 1960-2000: Transitional
- 2000s-Present:
 - Housing First
 - Harm Reduction
 - CoC Model (from 1990s)
 - Pit Counts, etc.

Figure 2: Traditional versus Housing First Approach to Homeless Housing

Traditional Linear Approach



Housing First Approach



Source: Recreated by author from (Padgett et al., 2016)

Prior to 2018

- Region had **130** permanent **shelter beds**
- **22 Permanent Supportive Housing beds**
- Cold weather activation of **27 degrees (x3)**
- MWVCAA had:
 - No shelter beds
 - Minimal housing programs
 - Limited Day Center
- Regional social services, affordable housing, were undercapitalized compared to comparable cities, in Oregon and elsewhere



Present Day

MWVCAA:

- **296 shelter beds**
- **120 Extreme Weather beds**
- **165 Supportive beds**
- **581** Combined Emergency; exclusive of SS programs.

Full Region (Marion-Polk):

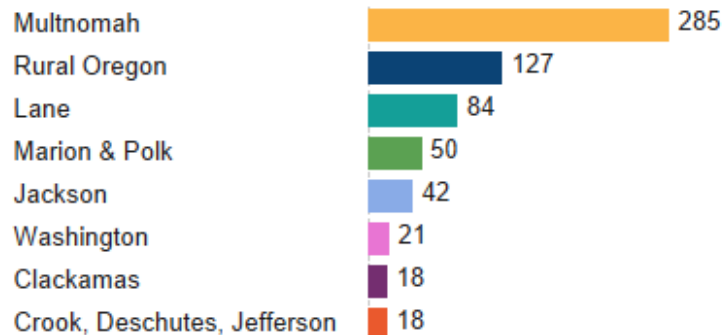
- 1,491 shelter and TX beds
- 913 housing beds
- 360 warming beds
- **2,404 TOTAL Beds in 2025**



Domicile unknown deaths

Oregon occurrences, preliminary data

Continuums of Care



645
total
unsheltered decedents
2023 year-to-date
(Jan-Dec)

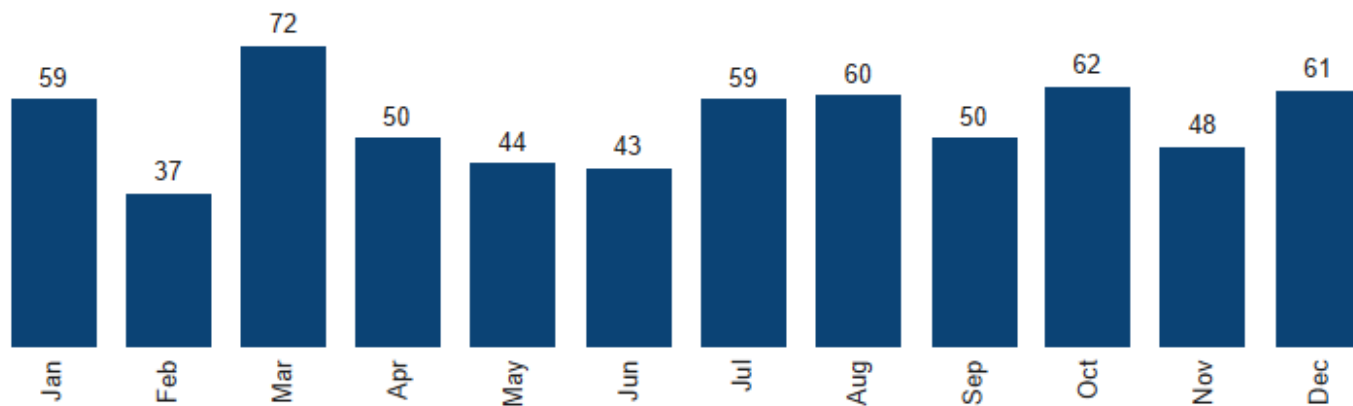
Choose a year:

- 2023
- 2024

Choose a geography:

- HSPR regions
- Continuums of Care

Month of death



Notes and definitions

Show 'Horizontal Contair

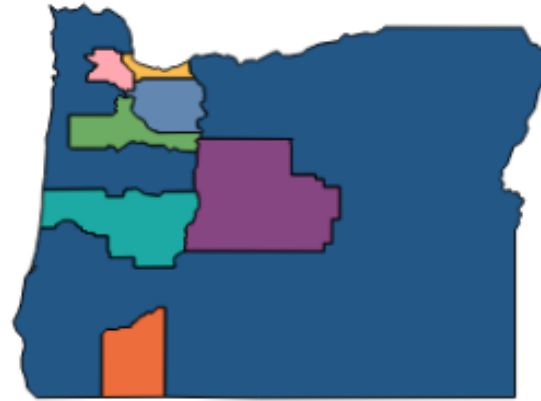
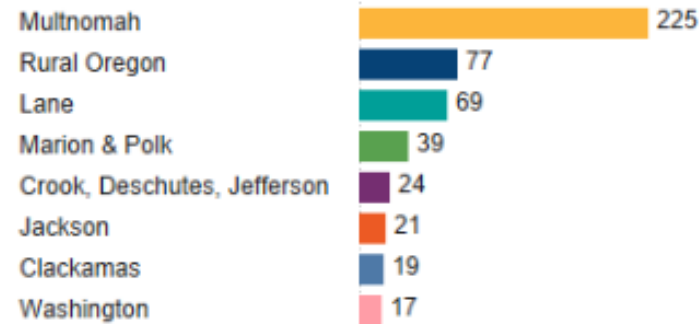
- Preliminary data
- Records being processed

* Asterisks denote data that may be unreliable. See "Notes and definitions" (above), Sex and Rates.

Domicile unknown deaths

Oregon occurrences, preliminary data

Continuums of Care



491
total
unhoused decedents
2024 year-to-date
(Jan-Nov)

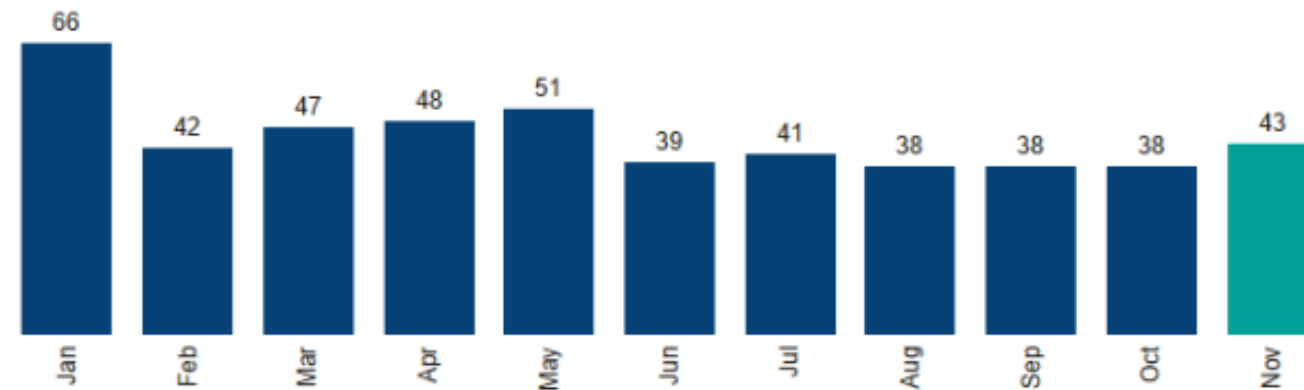
Choose a year:

- 2023
 2024



Choose a geography:

- HSPR regions
 Continuums of Care

Month of death



Notes and definitions

-  Preliminary data
-  Records being processed

* Asterisks denote data that may be unreliable. See "Notes and definitions" (above), Sex and Rates.

THE ARCHES PROJECT

A full continuum homeless services provider for
Marion and Polk counties



Basic Needs

- Inclement weather response
- Meals
- Hygiene
- Mail



Supportive Services

- Outreach
- Referral
- Benefits Attainment



Shelter

- Basic needs
- Care coordination
- Barrier removal



Housing

- Prevention
- Long-term outcomes
- Wrap-around services



Day Center



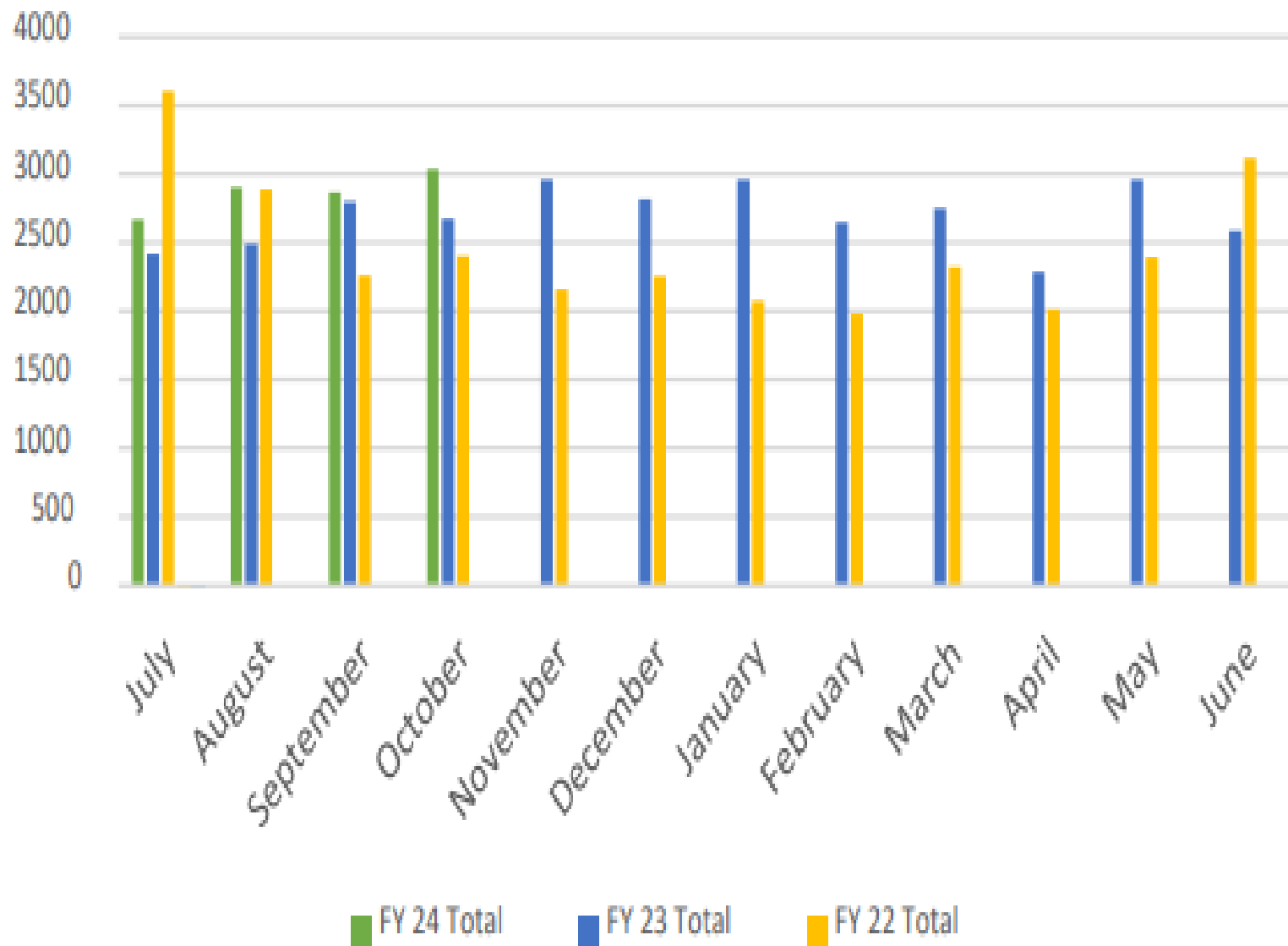
- ▶ Mail boxes
- ▶ Bus passes
- ▶ Hygiene Kits
- ▶ Sack lunches & pet food
- ▶ Resource navigation
- ▶ Hot lunches
- ▶ Showers
- ▶ Laundry
- ▶ Computer & telephone access

FY 2024

***32,338 utilizations
by over 2,000 individuals***

- Since opening, **141,972** duplicated visits.
- **3,038** visits in October, with daily average of **138** unique.
- Over **8,020** meals provided

Day Center Utilization-By Year





OUTREACH



5-DAYS A WEEK



OUTDOOR SUPPLIES



FOOD AND WATER



PET FOOD AND SUPPLIES



RESOURCE AND HOUSING NAVIGATION



SHELTER PLACEMENT

CLIENT PROFILE
ENGAGEMENTS
3,974

July 2023 - June 2024

SERVICE TRANSACTIONS
8,791

July 2023 - June 2024

MOBILE SHOWERS
1,684

July 2023 - June 2024

**JULY HEAT
WAVE STATS**
July 4-10th

101.6

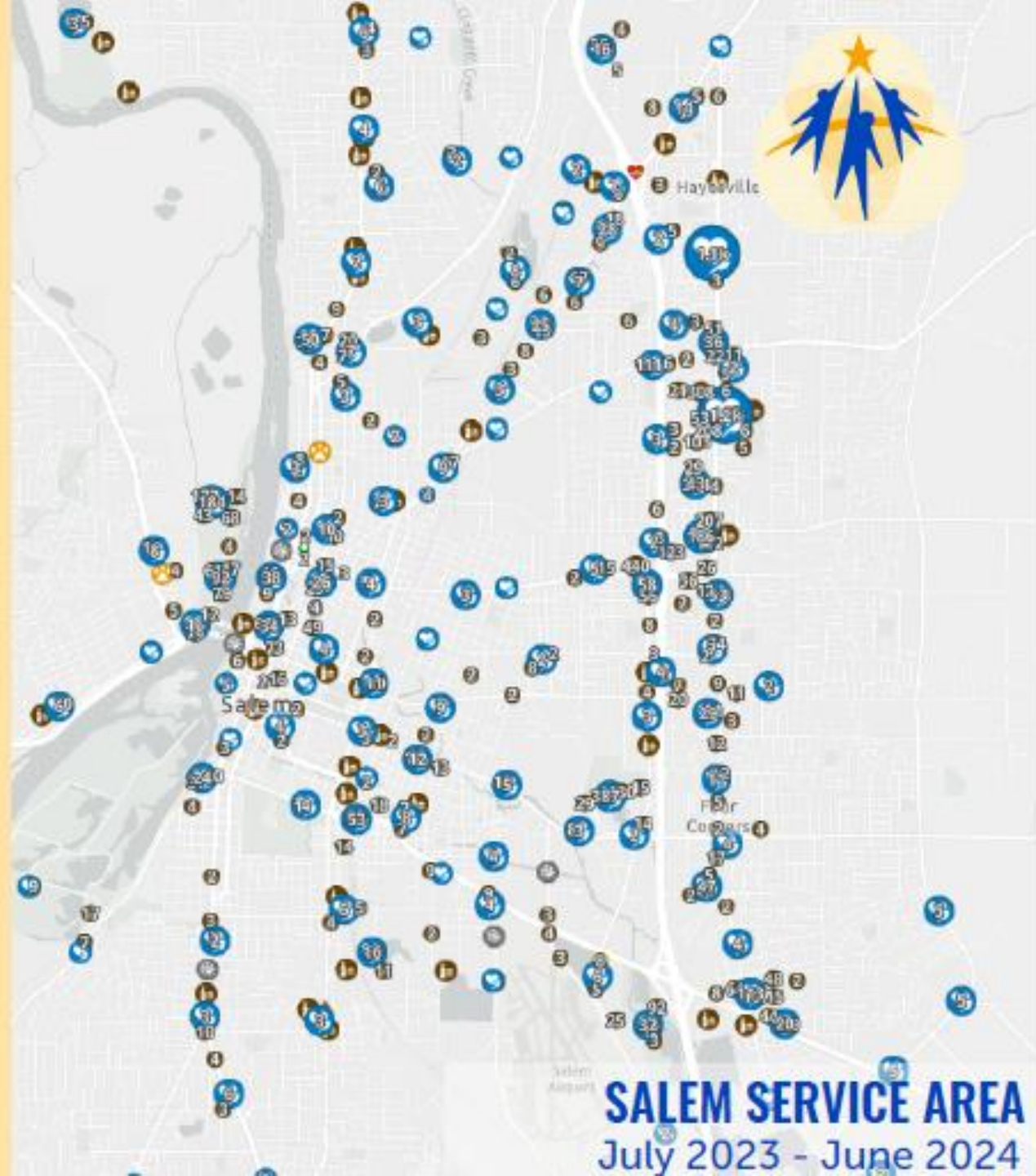
AVERAGE TEMPERATURE

180

OUTREACH TEAM HOURS

1,950+

SERVICE TRANSACTIONS



WARMING SHELTERS

AT A GLANCE: NOVEMBER 2023 - MARCH 2024



32 DEGREE ACTIVATION TRIGGER



PARTNERSHIP WITH SALEM FIRST
PRESBYTERIAN CHURCH



LOW BARRIER | CO-ED |
PET FRIENDLY



ARCHES SHUTTLE AND FREE
TRANSPORTATION BY CHERRIOTS



ACTIVATIONS

20

BED NIGHTS

1,252

GUESTS SERVED

468





POPULATION PRIORITIZATION

Veterans | Elderly Individuals |
People recovering from an acute
medical condition or illness



SERVICES PROVIDED

Case Management | Housing
Navigation | On-site Mental
Health

AT A GLANCE: JULY 2023 - JUNE 2024



49,890 BED NIGHTS



440 INDIVIDUALS SERVED



115 EXITS TO PERMANENT HOUSING




ARCHES LODGE AND INN



ARCHES Inn



ARCHES Lodge



THE NAVIGATION CENTER



75 CO-ED LOW BARRIER BEDS



HOUSING FOCUSED



LAW ENFORCEMENT REFERRALS



ON-SITE MENTAL HEALTH SERVICES



COLLABORATION

TALKING POLICE
COLLABORATION • COMMUNITY



157

GUESTS SERVED



56%

CHRONICALLY HOMELESS



4

**YEARS AVG. LENGTH
OF HOMELESSNESS**



75

LOW-BARRIER BEDS



15,716

BED NIGHTS



4

**MONTH AVG. LENGTH
OF STAY**

52%
**PERMANENTLY
HOUSED***

*Of the 103 people who exited the
Navigation Center in the first 12 months

EVICTIOn PROTEcTIOn

AT A GLANCE: JULY 2023 - JUNE 2024

EVICTIOnS PREVENTED

946

ADULTS SERVED

1,259

CHILDREN SERVED

1,189



REDWOOD CROSSING

(Permanent Supportive Housing)



Long-term Housing with onsite supports in partnership with Salem Housing Authority.
Enrollment determined via Coordinated Entry

- Case Management
- Health Services Navigation
- Mental Health Supports
- Peer Support

Sequoia Crossings *(Permanent Supportive Housing)*



Long-term Housing with onsite supports in partnership with Salem Housing Authority.
Enrollment determined via Coordinated Entry

- Case Management
- Health Services Navigation
- Mental Health Supports
- Peer Support



Mid-Willamette Valley
COMMUNITY ACTION
Compassion in Motion

Jimmy Jones
Executive Director
Phone: 503-585-6232
Email: Jimmy.Jones@mwwcaa.org