


# 2025-27 BUDGET OVERVIEW

September 30, 2025

Amanda Beitel, Legislative Fiscal Officer  
Wendy Gibson, Principal Legislative Analyst  
Kim To, Principal Legislative Analyst



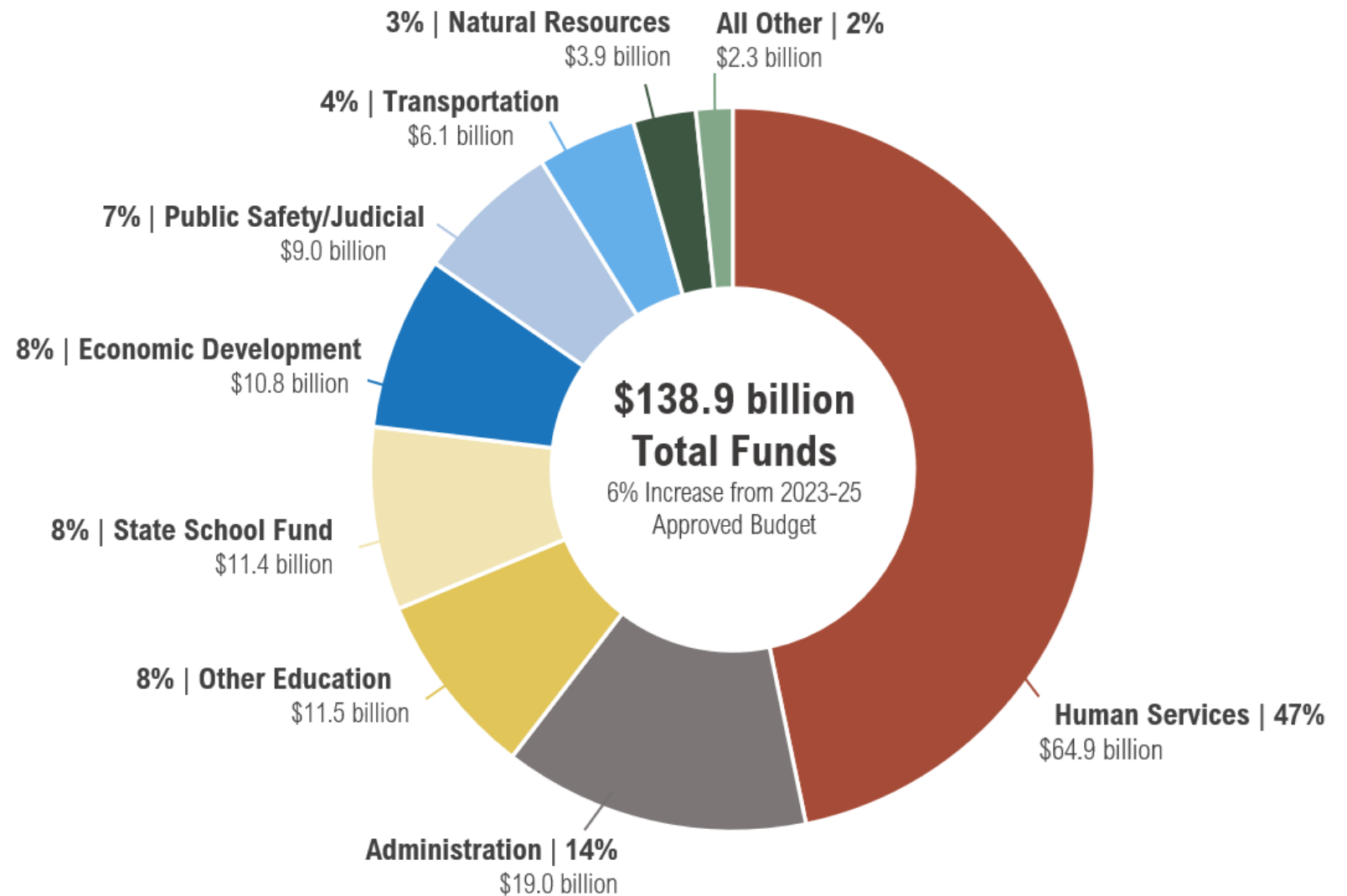
# STATE OF OREGON BUDGET

---

# STATE BUDGET

2025-27 Legislatively  
Adopted Budget

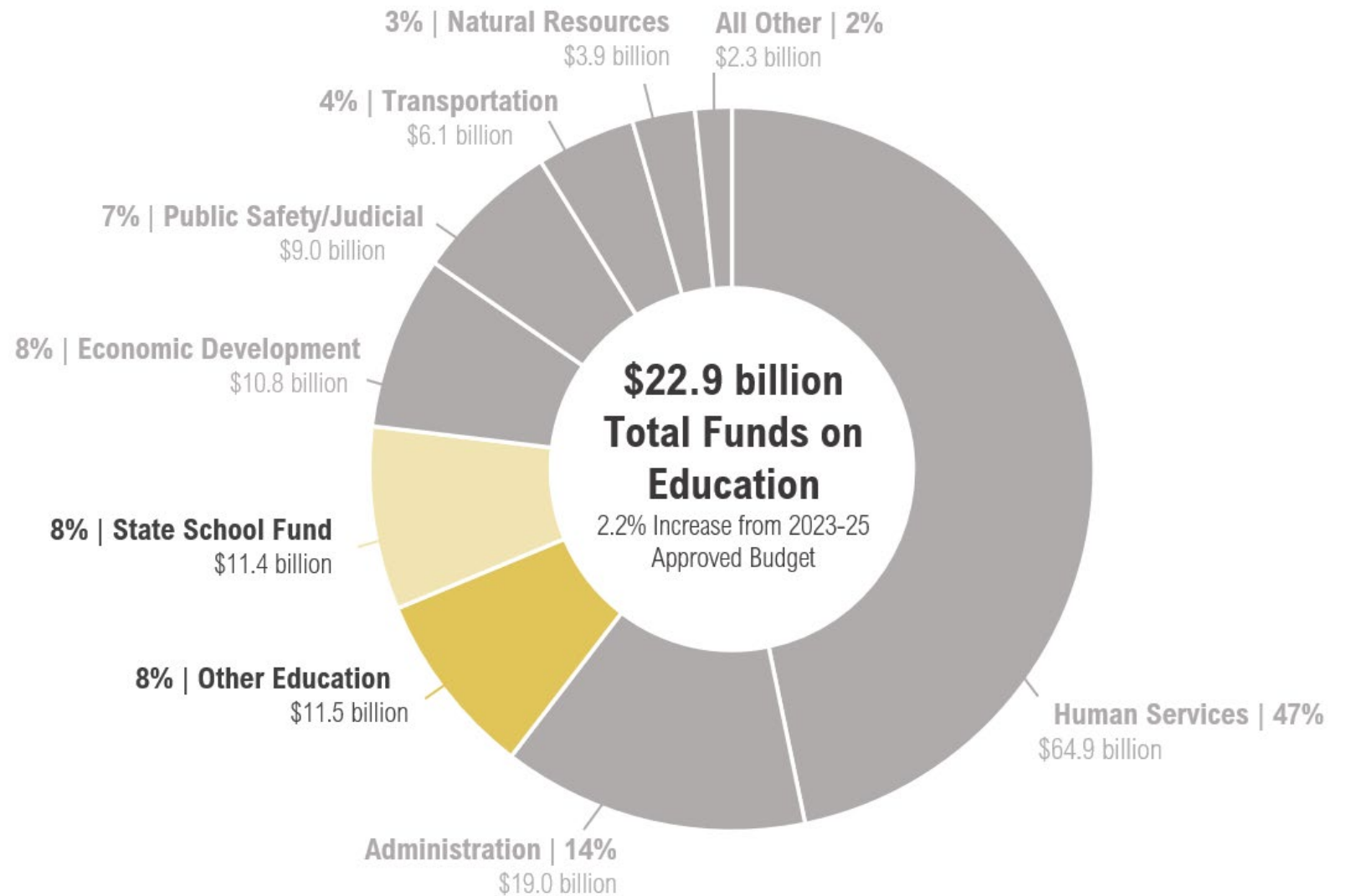
- \$37.3 billion General Fund
- \$1.8 billion Lottery Funds
- \$56.1 billion Other Funds
- \$43.7 billion Federal Funds



# STATE BUDGET

2025-27 Legislatively  
Adopted Budget

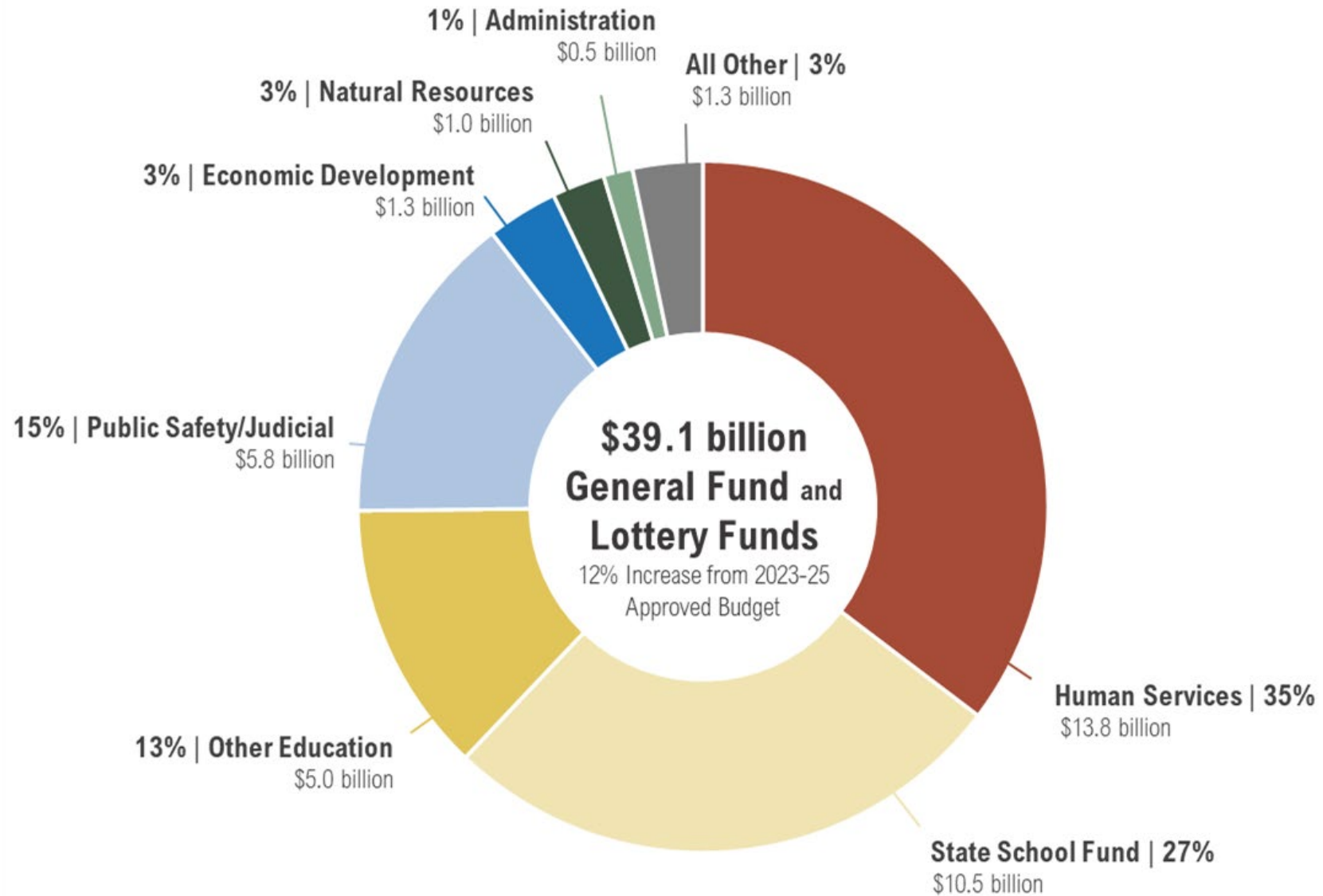
- Education funding represents **16%** of the total state budget



# STATE BUDGET

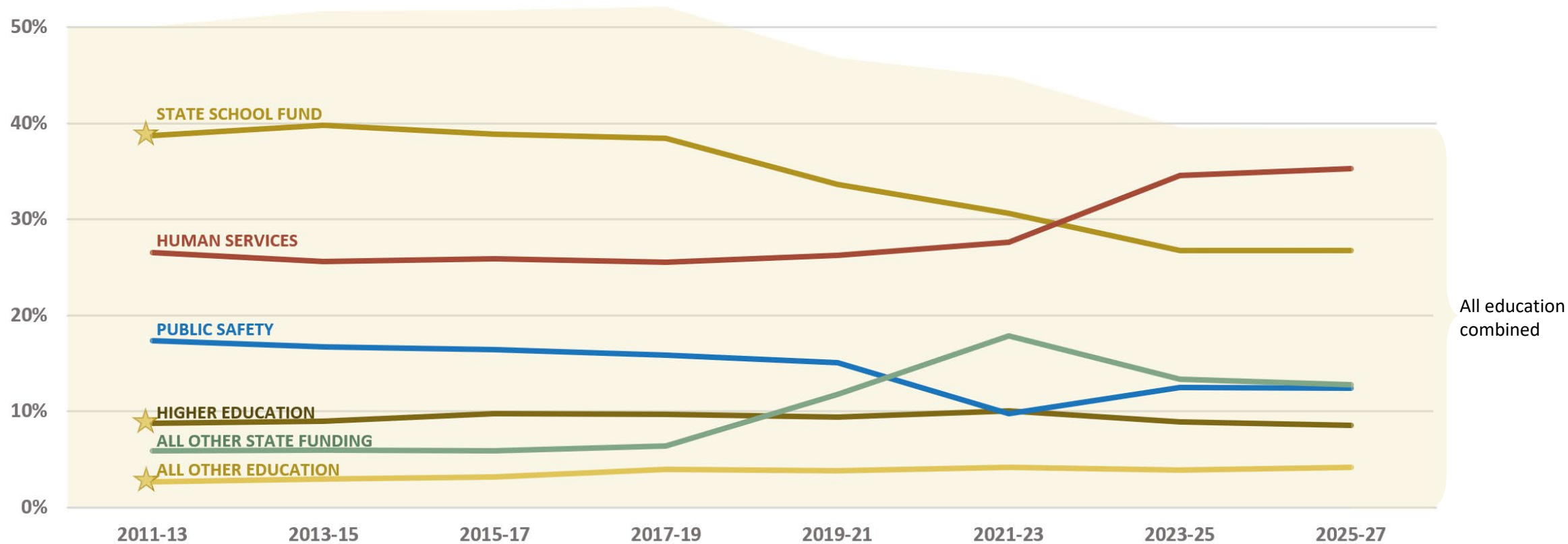
2025-27 Legislatively  
Adopted Budget

- Education program area makes up **40%** of the General Fund and Lottery Funds budget



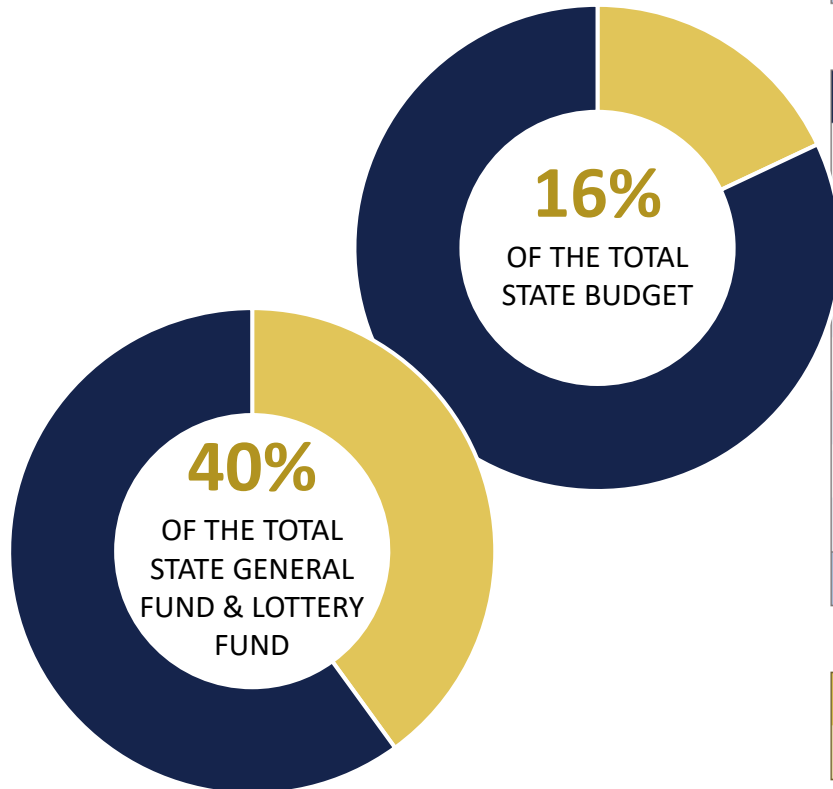
# General Fund and Lottery Funds

*Percentage of General Fund and Lottery Funds Spending by Program Area*



# Education Program Area Budgets

2025-27 Legislatively  
Adopted Budget



STATE SCHOOL FUND	General Fund/Lottery Fund	Total Funds
State School Fund	10,475,489,200	11,359,442,690

Percent of State Budget

27%

8%

OTHER EDUCATION	General Fund/Lottery Fund	Total Funds
Department of Early Learning and Care	740,922,513	1,449,541,872
Teacher Standards and Practices Commission	769,493	19,090,799
Department of Education	898,033,044	5,660,457,556
Higher Education Coordinating Commission	135,641,575	471,293,739
State Support for Public Universities	1,747,965,112	2,416,714,617
State Support for Community Colleges	963,335,296	994,821,819
State Support for OHSU	170,648,688	173,965,856
Oregon Opportunity Grant Program	325,671,200	329,371,200
Subtotal - Other Education	4,982,986,921	11,515,257,458

Percent of State Budget

13%

8%

EDUCATION PROGRAM AREA	General Fund/Lottery Fund	Total Funds
Education Program Area Total	15,458,476,121	22,874,700,148

Percent of State Budget

40%

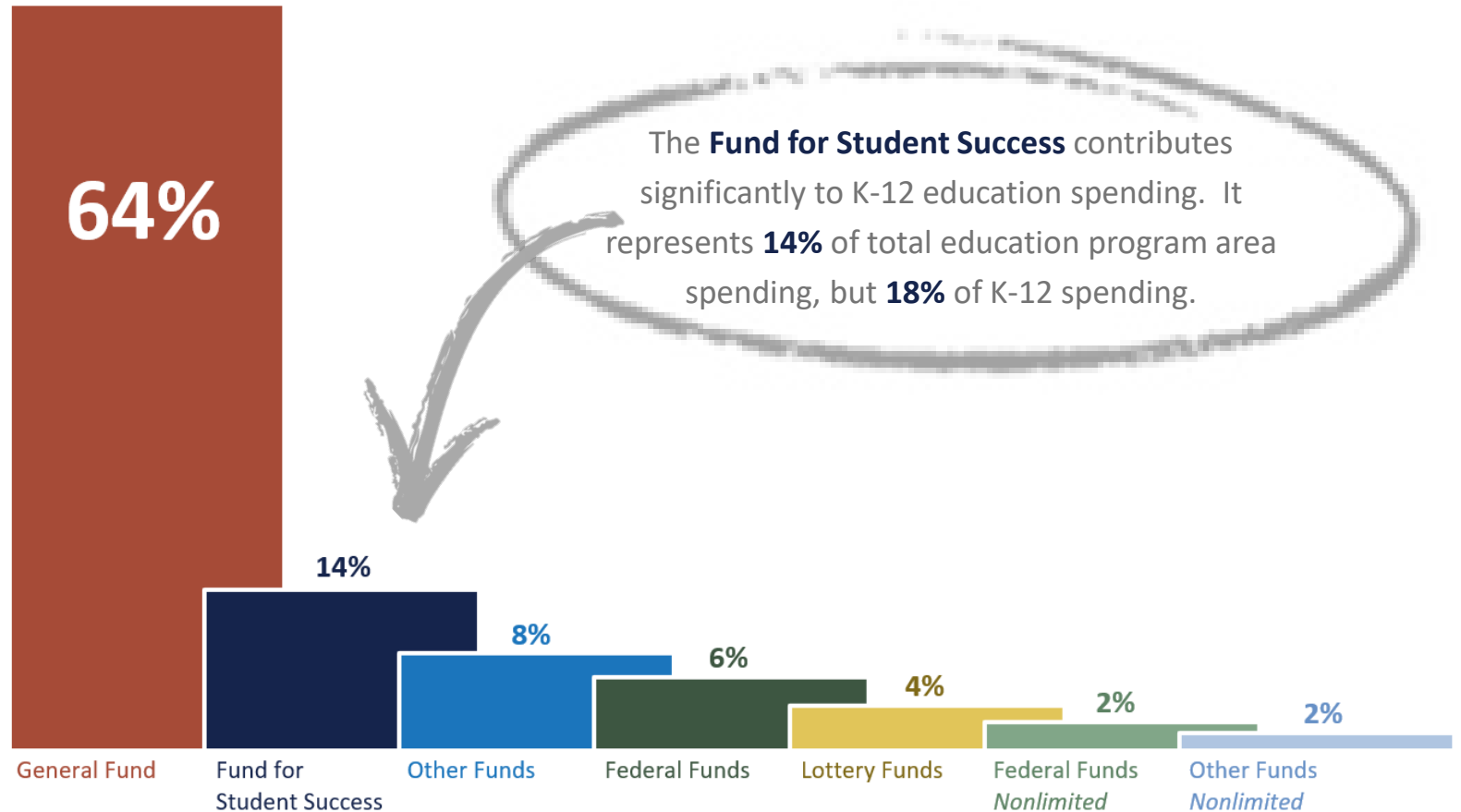
16%

**\$22.9 billion** total funds

## FUND TYPES


### 2025-27 Legislatively Adopted Budget

- State resources comprised of General Fund, Lottery Funds, and Fund for Student Success dollars supports 82% of the overall education budget.
- Nonlimited Federal Funds support school nutrition programs.
- Higher education programs make up 22% of the General and Lottery Funds total for the education program area budget.





# Student Success Act



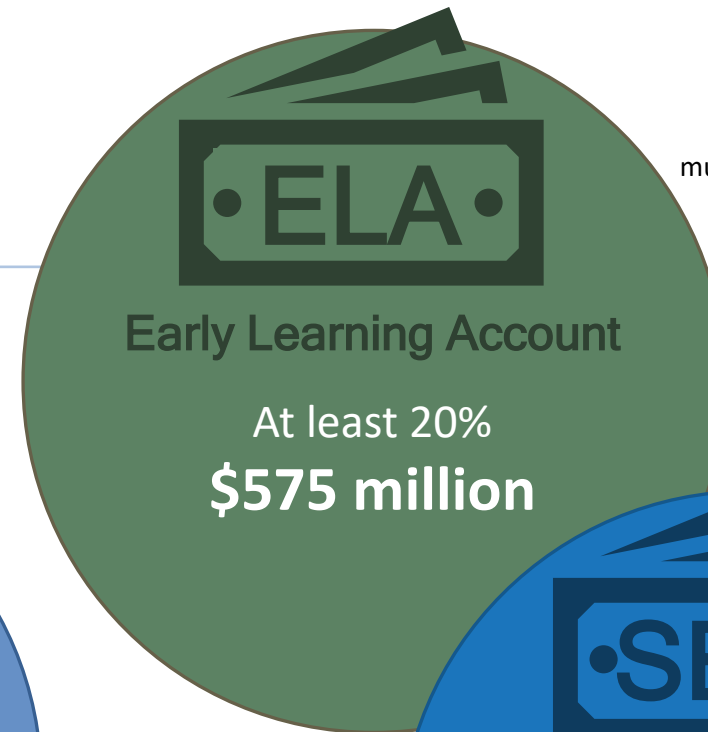
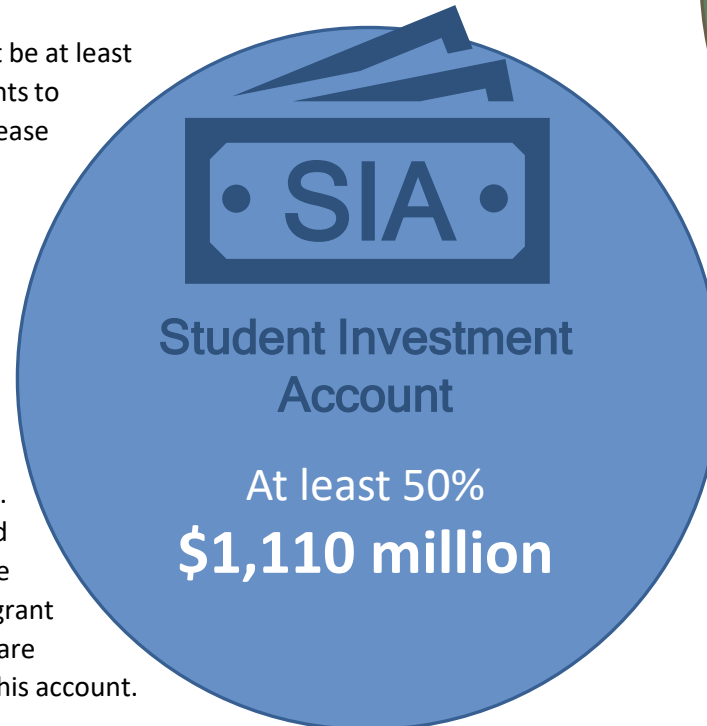
- Tax collected on gross receipts in Oregon of >\$1 million
- Portion to Department of Revenue for administrative Costs

- Separate and distinct from the General Fund
- Not subject to kicker
- Transfer to three distinct accounts
- Transfer to State School Fund + \$40 million to High Cost Disability Account (ORS 327.001(4)(B))

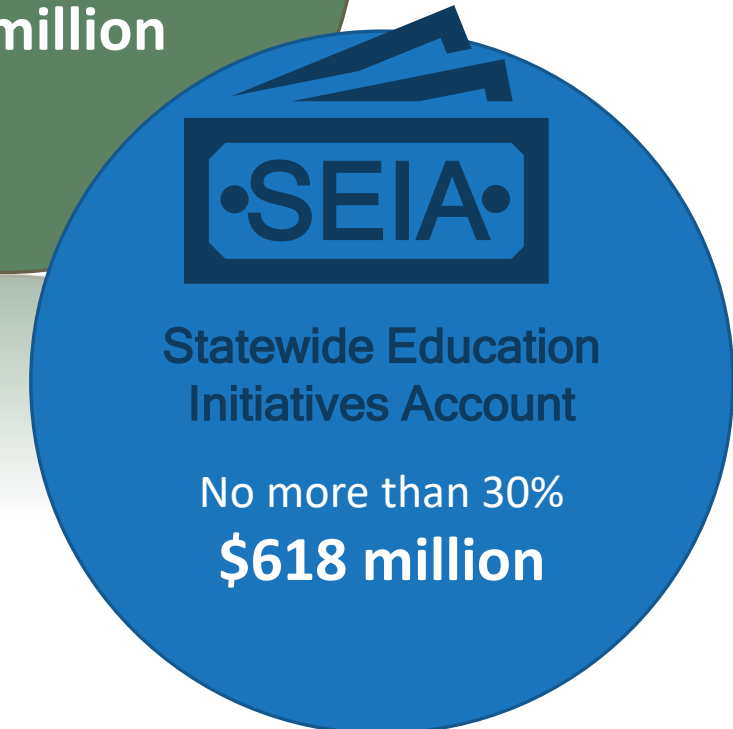
# Fund for Student Success

**Student Investment Account (SIA)** must be at least 50% of the fund and supports investments to expand learning, reduce class sizes, increase academic achievements, and address student behavioral health needs.

**Statewide Education Initiatives Account (SEIA)** can be no more than 30% of the fund and supports investments in statewide initiatives and educator professional development. The High School Success and College and Career Fund, transfer to the Hunger Free Schools account, Early Literacy Success grant programs, and technical support grants are some of the programs funded through this account.



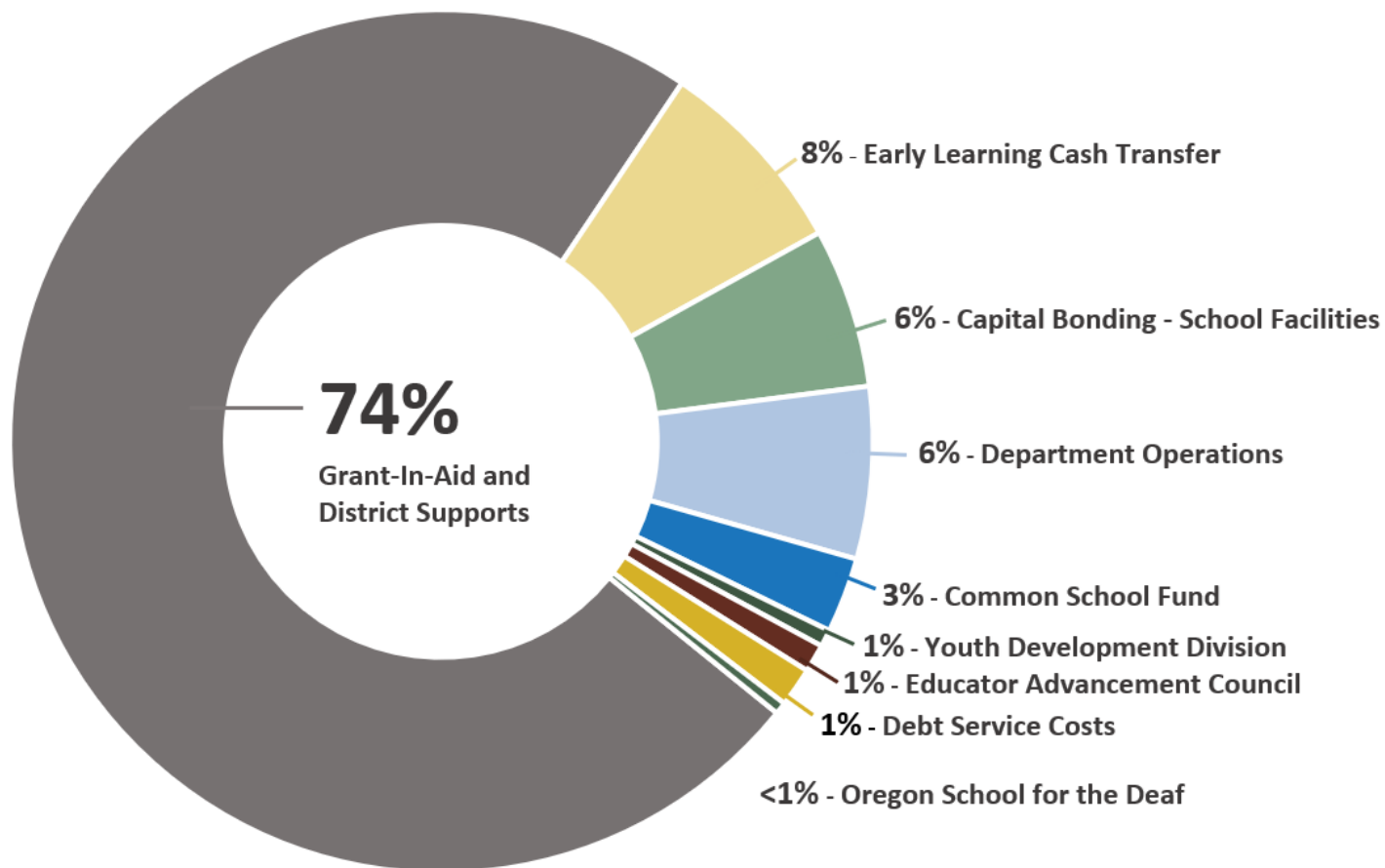
**Early Learning Account (ELA)** must be at least 20% of the fund and supports investments in early learning programs and professional development for early childhood educators.



# K-12 EDUCATION

---

**\$6.0 billion** total funds  
*(excluding the State School Fund)*



# DEPARTMENT OF EDUCATION

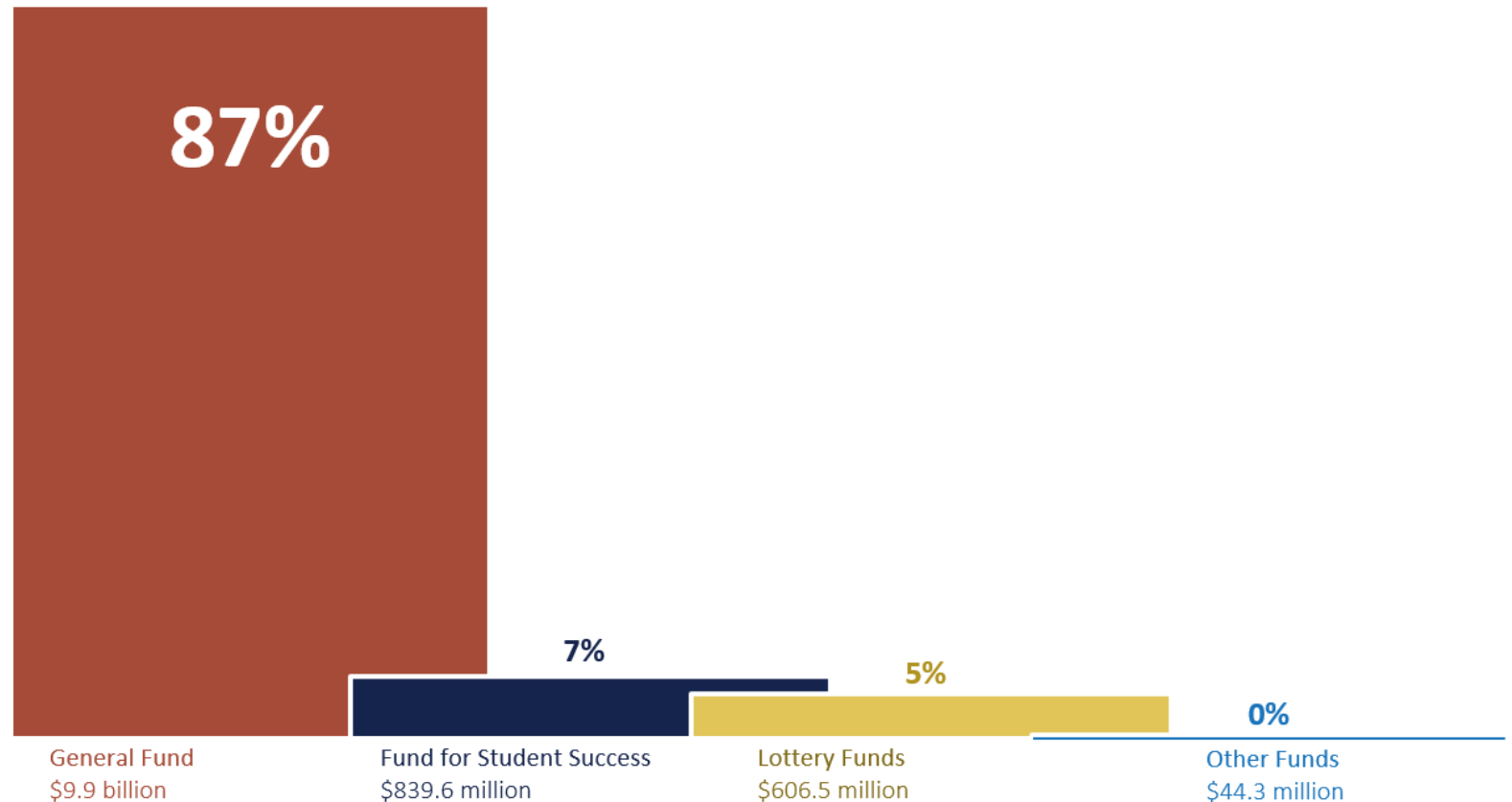
2025-27 Legislatively  
Adopted Budget

## \$11.4 billion State School Fund

# STATE SCHOOL FUND RESOURCES

2025-27 Legislatively  
Adopted Budget

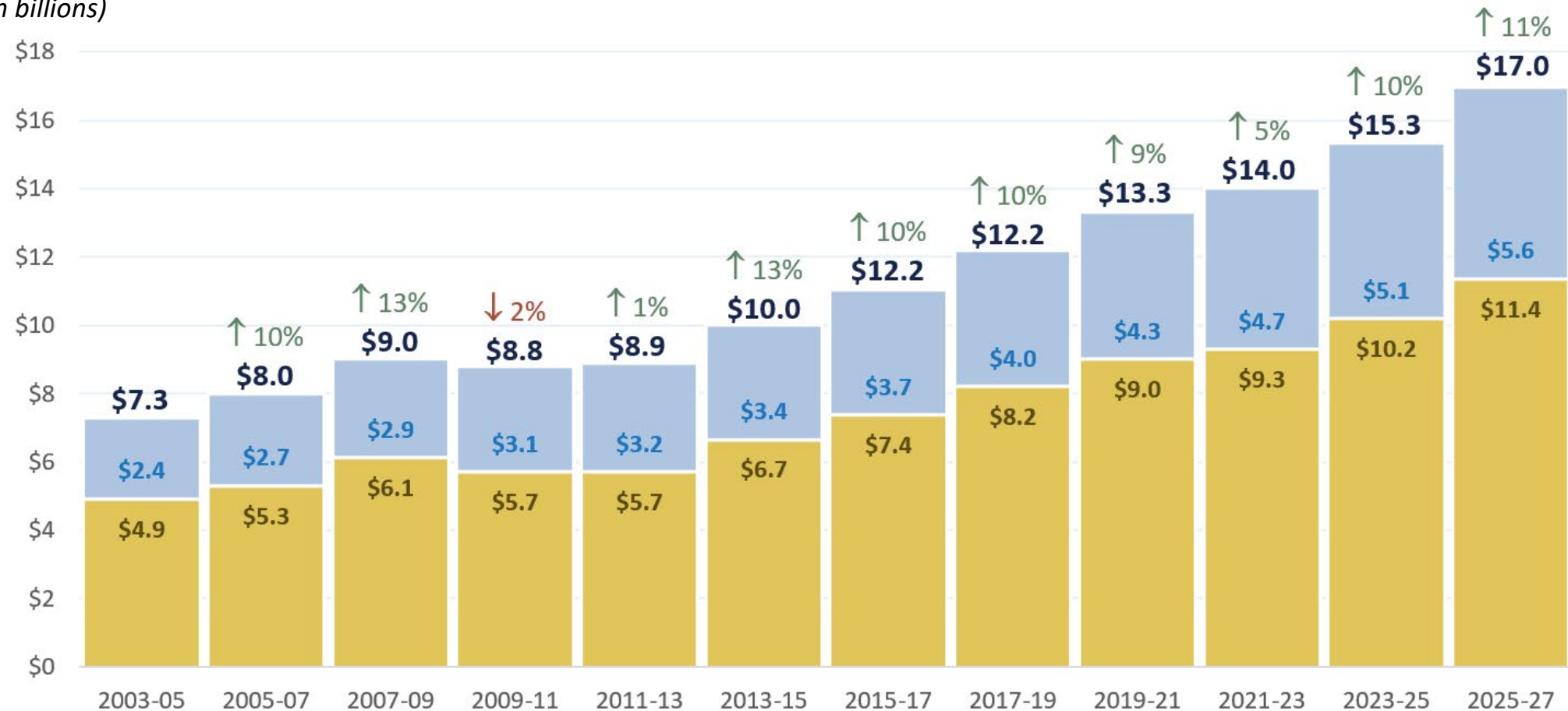
- The 2025-27 legislatively adopted State School Fund of **\$11.4 billion** represents an **11.4%** increase over last biennium.



# School Funding Over Time

Local Funding  
State Funding

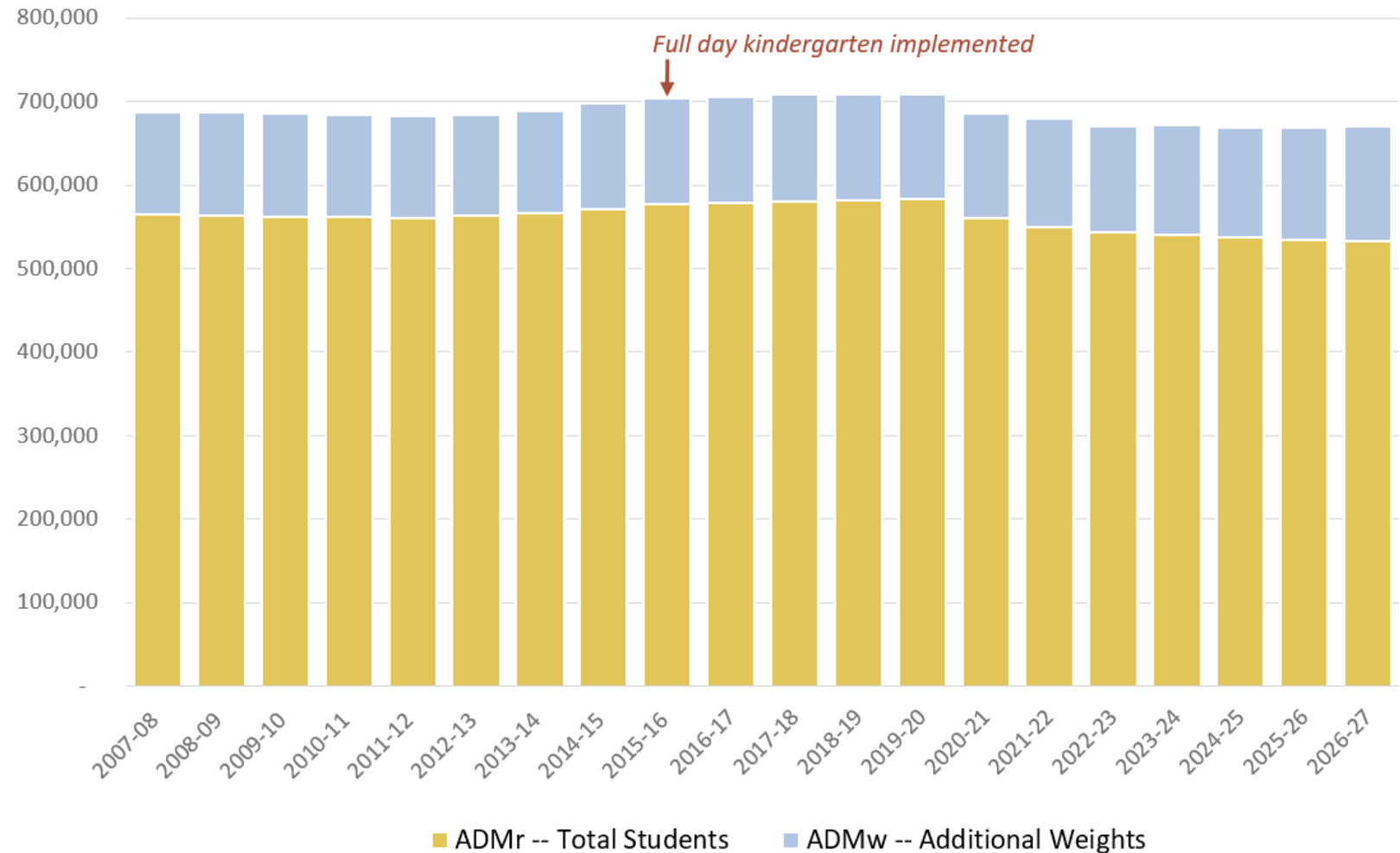
(in billions)



# AVERAGE DAILY MEMBERSHIP

- Distributed to school districts on a per-pupil basis.
- For purposes of distributing State School Fund formula resources, additional weights are applied for students in certain categories.
  - Individual Education Program – 1.0
  - English as a second language – 0.5
  - Pregnant and Parenting teen – 1.00
  - Students in poverty households – 0.25
  - Students in foster homes – 0.25
  - Students in Youth Corrections – 2.00
  - Students in Juvenile Detention – 1.50

**Average Daily Membership (ADM) History**  
 Number of Students (ADM<sub>r</sub>) with Additional Weights (ADM<sub>w</sub>)  
 2007-08 through 2026-27\*



\*2025-26 and 2026-27 are estimated

# STATEWIDE USES OF SSF

2025-27 Legislatively

Adopted Budget

- Certain programs are funded at the state level through set-asides in the State School Fund.
- Carve-outs can change from one biennia to the next.

## 2025-27 SSF Set-Asides

PROGRAM	ORS	AMOUNT
Charter School Closure	327.008(3)	412,406
School Safety and Emergency Mgmt	327.008(7)	3,000,000
School Facilities Office	327.008(8)	10,000,000
Pediatric Nursing Facilities	327.008(9)	2,124,448
High Cost Disability	327.008(10)	110,000,000
EAC (SSF share)	327.008(11)(a)	6,794,711
EAC (from SD/ESD shares)	327.008(11)(b)	24,013,226
English Language Learners	327.008(12)	12,500,000
10th Grade Assessment	327.008(13)	968,000
Talented & Gifted	327.008(14)	350,000
Speech Pathologist	327.008(15)	150,000
Healthy Schools Facilities Fund	327.008(16)	2,000,000
Menstrual Products	327.008(17)	2,595,000
Small School Supplement	327.008(18)	5,000,000
Youth Challenge Program	327.008(19)	4,906,249
Hospital/Residential Care	327.008(1)(d), 343.243	44,827,044
Local Option Equalization	327.008(1)(d), 327.339	4,000,000
Oregon Digital Learning	SB 5516	1,600,000
<b>Total Set Asides</b>		<b>\$235,241,084</b>



# OTHER K-12 EDUCATION SPENDING

## 2025-27 Legislatively Adopted Budget

- K-12 grant-in-aid programs support a broad array of targeted education programs.
- Investments in 2025-27 include:
  - \$1.1 billion in SIA grants
  - \$338 million in High School Success grants
  - \$127 million for Hunger Free Schools
  - \$117 million for early literacy programs
  - \$70 million for Summer Learning

Other K-12 Funding*				
2025-27 Legislatively Adopted Budget (in millions)				
PROGRAM	GENERAL & LOTTERY FUNDS	FUND FOR STUDENT SUCCESS	OTHER & FEDERAL FUNDS**	TOTAL FUNDS
Oregon School for the Deaf	17.3	-	8.0	25.4
Educator Advancement Council	-	-	56.0	56.0
Youth Development Programs	18.6	9.1	8.2	35.8
Bond-funded Programs	70.8	-	268.0	338.8
Debt Service	73.7	-	9.6	83.3
K-12 GRANT-IN-AID PROGRAMS				
Student Investment Account (SIA)	-	1,109.8	-	1,109.8
Student Success Grant Programs	327.5	336.3	3.3	667.1
District Capacity and Technical Assistance	-	53.8	6.1	59.9
STEM and CTE Grant Programs	35.1	-	37.7	72.7
School Food and Nutrition Programs	13.2	128.6	543.9	685.8
Educator Effectiveness and Professional Development	-	3.7	42.7	46.4
Closing the Achievement Gap	1.8	24.8	452.1	478.7
Specialized Student Services	71.6	1.6	395.8	468.9
<b>TOTAL OF OTHER K-12 FUNDING</b>	<b>\$629.7</b>	<b>\$1,667.8</b>	<b>\$1,831.4</b>	<b>\$4,128.9</b>

\*Excludes funding for ODE operations and early learning programs.

\*\*Excludes duplicative Other Funds expenditure limitation for General Fund deposited into an account and expended as Other Funds and programs funded through the State School Fund.

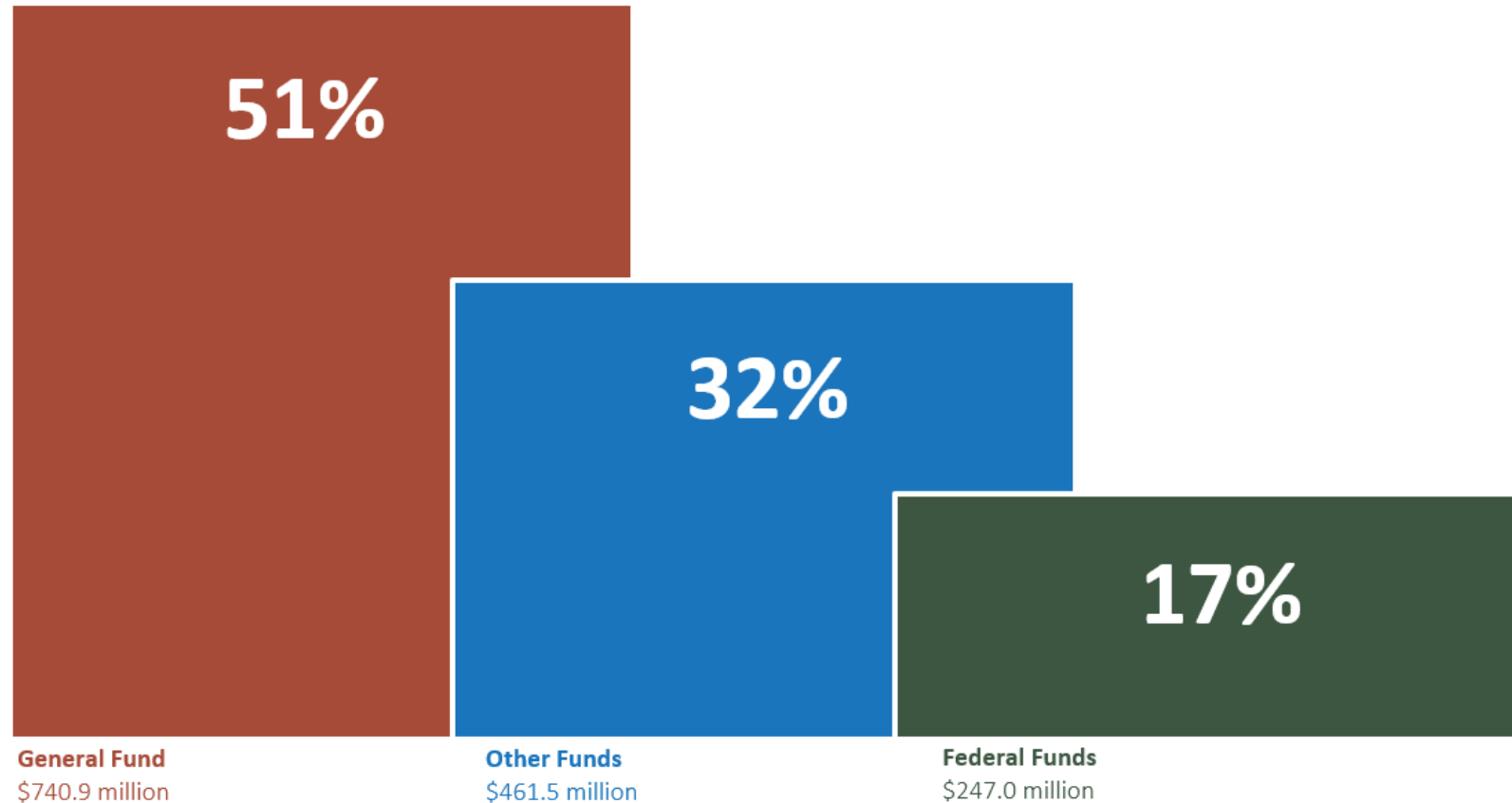
# EARLY CHILDHOOD EDUCATION

---

**\$1.5 billion** total funds

# DEPARTMENT EARLY LEARNING AND CARE FUND TYPE

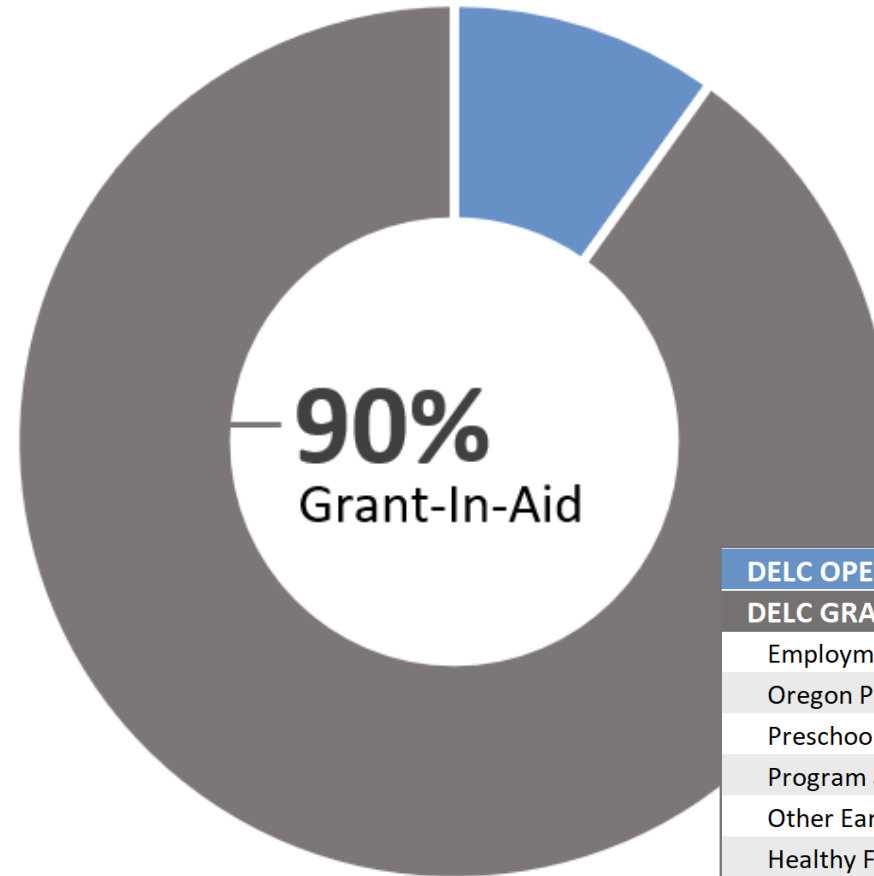
2025-27 Legislatively  
Adopted Budget



**\$1.5 billion** total funds

# DEPARTMENT EARLY LEARNING AND CARE

2025-27 Legislatively  
Adopted Budget



<b>DEL C OPERATIONS</b>	<b>\$ 143.3</b>
<b>DEL C GRANT-IN-AID</b>	<b>\$ 1,306.2</b>
Employment Related Day Care Subsidy	\$ 471.2
Oregon Prenatal to Kindergarten	\$ 380.7
Preschool Promise	\$ 179.0
Program and Child Care Supports	\$ 100.4
Other Early Learning Grants	\$ 47.3
Healthy Families Oregon	\$ 39.1
Relief Nurseries	\$ 28.3
Early Child Hood Equity Fund	\$ 25.3
Early Learning Hubs and Tribal Hubs	\$ 25.2
Birth Through Five Literacy	\$ 9.6

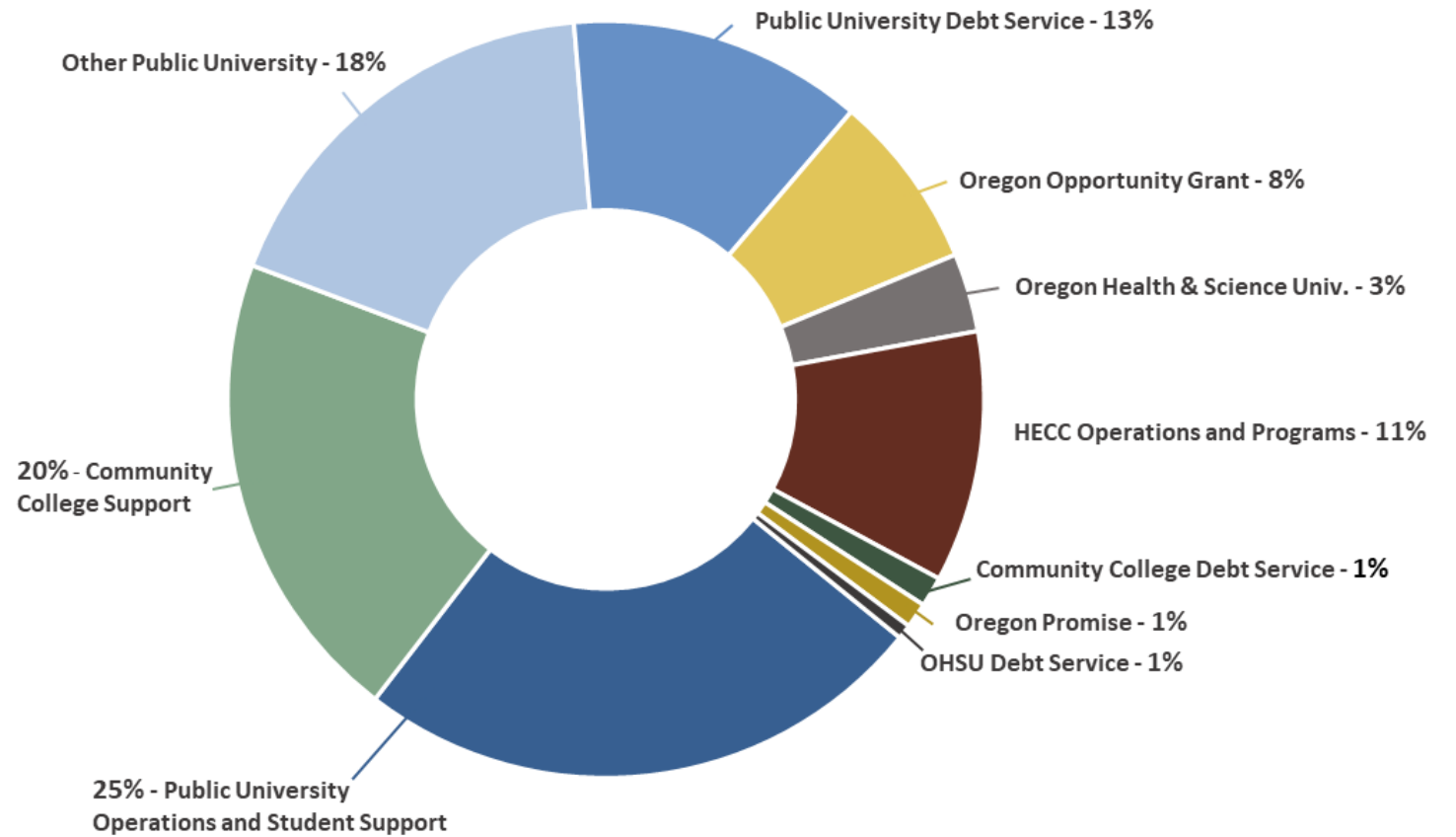
# POSTSECONDARY EDUCATION

---

**\$4.4 billion** total funds

# HIGHER EDUCATION COORDINATING COMMISSION

2025-27 Legislatively  
Adopted Budget



# State Support for Public Universities

## 2025-27 Legislatively Adopted Budget

	<u>General Funds</u>	<u>Lottery Funds</u>	<u>Other Funds</u>	<u>Other Funds Non-Limited</u>	<u>Federal Funds Non-Limited</u>	<u>Total Funds</u>
<b>Public University Support Fund</b>	1,079,915,684	-	-	-	-	<b>1,079,915,684</b>
Public University Statewide Public Service Programs						
Agricultural Experiment Station	103,810,097	-	-	-	-	<b>103,810,097</b>
Forest Research Laboratory	14,792,515	-	-	-	-	<b>14,792,515</b>
Extension Service	77,956,850	-	-	-	-	<b>77,956,850</b>
Outdoor School	-	48,060,583	-	-	-	<b>48,060,583</b>
Public University State Programs	62,758,693	-	8,787,740	-	-	<b>71,546,433</b>
Sports Lottery	-	18,852,926	-	-	-	<b>18,852,926</b>
Debt Service and Related Costs	306,983,863	34,833,901	12,436,261	190,279,651	7,798,000	<b>552,331,676</b>
Capital Construction	-	-	449,447,853	-	-	<b>449,447,853</b>
<b>TOTAL STATE SUPPORT FOR PUBLIC UNIVERSITIES</b>	<b><u>1,646,217,702</u></b>	<b><u>101,747,410</u></b>	<b><u>470,671,854</u></b>	<b><u>190,279,651</u></b>	<b><u>7,798,000</u></b>	<b><u>2,416,714,617</u></b>

# PUBLIC UNIVERSITY STATE PROGRAMS

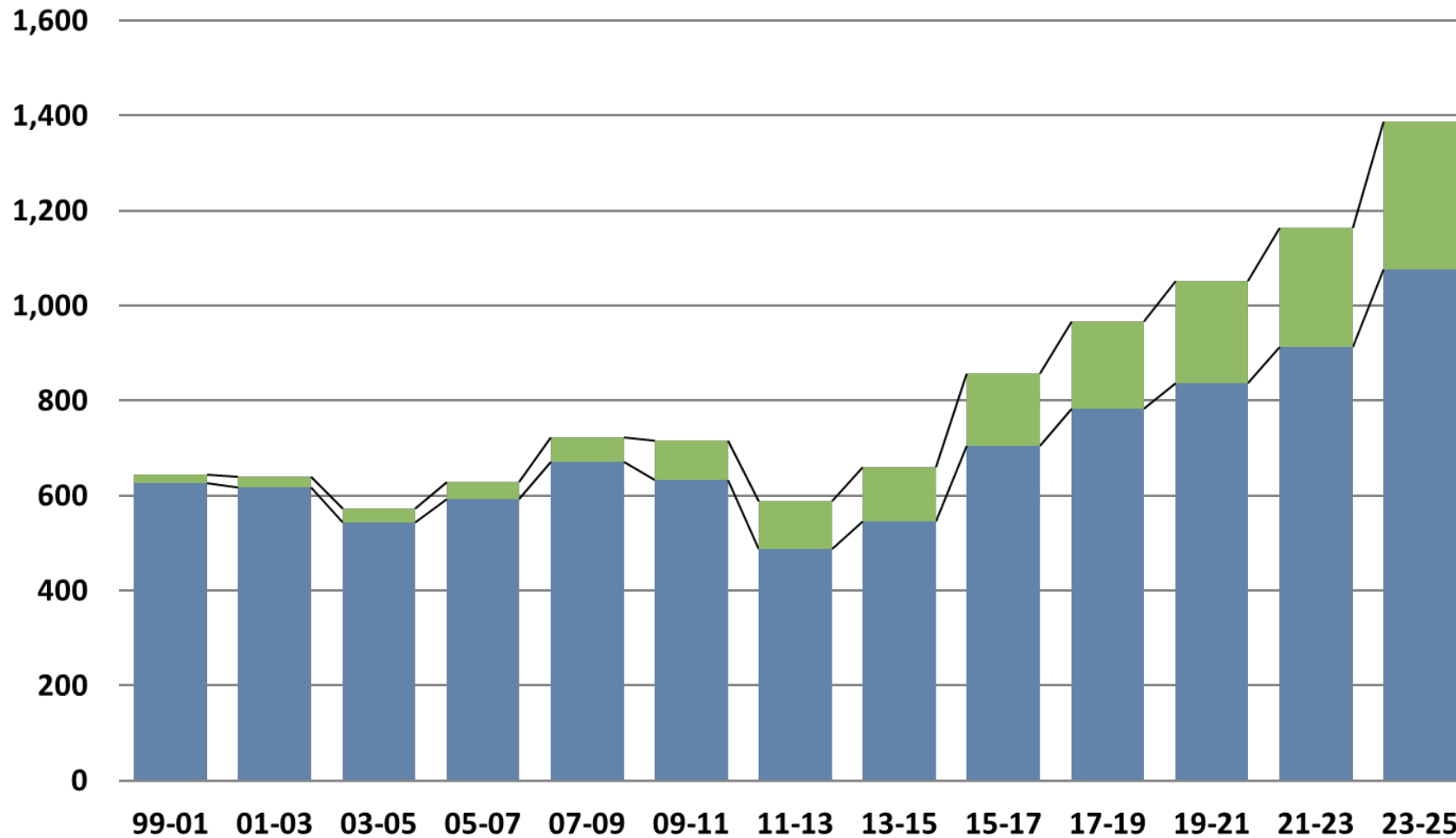
## 2025-27 Legislatively Adopted Budget

- Provides General Fund support for a variety of institutions, centers, and programs operated by public universities that address economic development, natural resource, and other public policy issues.
- Many programs have an industry-specific focus, and match state support with funds from the private sector and/or other sources.

	General Fund
All Universities: Engineering Technology Sustaining Funds	33,009,205
OSU: TallWood Design Institute	4,589,149
UO & PSU: Dispute Resolution	3,373,121
PSU: Oregon Solutions	3,047,559
OSU: Fermentation Science	1,673,459
UO, OSU, & PSU: Signature Research	1,404,777
UO: Labor Education Research Center	1,342,638
OSU: Ocean Vessels Research	836,730
OIT: Oregon Renewable Energy Center	644,796
PSU: Population Research Center	587,674
OSU: Institute of Natural Resources	538,788
UO: Clinical Legal Education	469,902
OSU: Oregon Climate Change Research Institute	422,329
PSU: Willamette Falls Locks Commission	245,022
OSU: Veterinary Diagnostic Laboratory	3,452,964
OSU & PSU: Environmental Justice Mapping Tool	220,921
PSU, OSU, UO: Cybersecurity Center of Excellence Operating Fund	2,199,457
PSU, OSU, UO: Cybersecurity Center of Excellence Workforce Fund	2,450,543
OSU: Oregon Climate Service	267,505
PSU: Pilot program hiring students at nonprofits	158,857
EOU: Pilot program hiring students at nonprofits	155,949
OSU: Juniper Removal Program	390,557
OSU: AgriStress Helpline	200,000
PSU: Center for Public Service - Agriculture Farmworkers Study	666,791
OSU: PFAS in Agricultural Fields Study	410,000
<b>TOTAL</b>	<b>62,758,693</b>



**State Support to Public Universities 1999-01 to 2025-27 Legislatively Adopted**  
**General Fund and Lottery Funds -- Millions of Dollars**



*Does not include Ag Experiment Station, Ag Extension, Forest Research Lab, Statewide Programs, and Sports Lottery.*

**State Support to Public Universities GF**  
**State Paid Debt Service for Public Universities GF & LF**

# OREGON HEALTH & SCIENCE UNIVERSITY

## 2025-27 Legislatively Adopted Budget

- Oregon's only public academic medical center
- Operates as a public corporation and is governed by a Board of Directors
- Budget is not subject to legislative approval
- State funding continues through grants for academic programs, several offices and centers, and for debt service on outstanding general obligation bonds.

### Oregon Health and Science University (OHSU)

#### 2025-27 Legislatively Adopted Budget

	General Funds	Other Funds	Other Funds NL	Total Funds
<b>Education and General</b>				
School of Medicine	32,355,546	-	-	32,355,546
School of Nursing	27,981,933	-	-	27,981,933
School of Dentistry	13,113,519	-	-	13,113,519
Office of Rural Health/Area Health Education Centers	5,732,885	-	-	5,732,885
Healthcare Workforce 30-30-30 Initiative	46,178,589	-	-	46,178,589
<b>Other Programs</b>				
Child Development and Rehabilitation Center	10,403,097	-	-	10,403,097
Oregon Poison Center	4,291,994	-	-	4,291,994
Oregon Children's Integrated Health Database	2,140,000	-	-	2,140,000
Statewide Behavioral Health Capacity Dashboard	4,280,000	-	-	4,280,000
Oregon Perinatal Collaborative	500,000	-	-	500,000
Oregon National Primate Research Center Viability Study	100,000	-	-	100,000
<b>TOTAL</b>	<b>147,077,563</b>	<b>-</b>	<b>-</b>	<b>147,077,563</b>
<b>Debt Service</b>				
OHSU Knight Cancer Institute - XI-G Debt Service	23,571,125	-	-	23,571,125
Legacy Debt - XI-F (1)	-	-	3,317,168	3,317,168
<b>TOTAL STATE SUPPORT FOR OHSU</b>	<b>170,648,688</b>	<b>-</b>	<b>3,317,168</b>	<b>173,965,856</b>

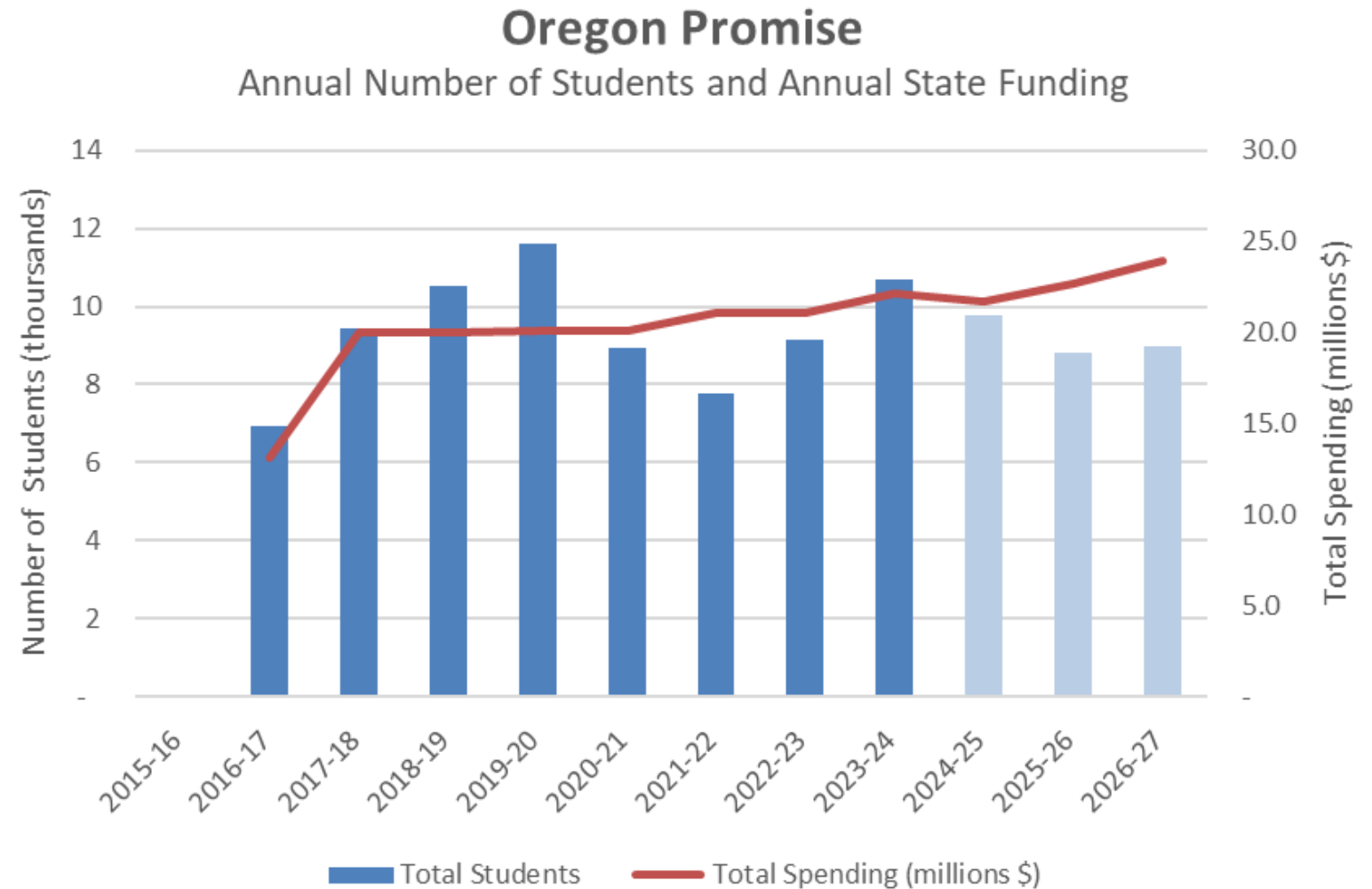
# State Support for Community Colleges

## 2025-27 Legislatively Adopted Budget

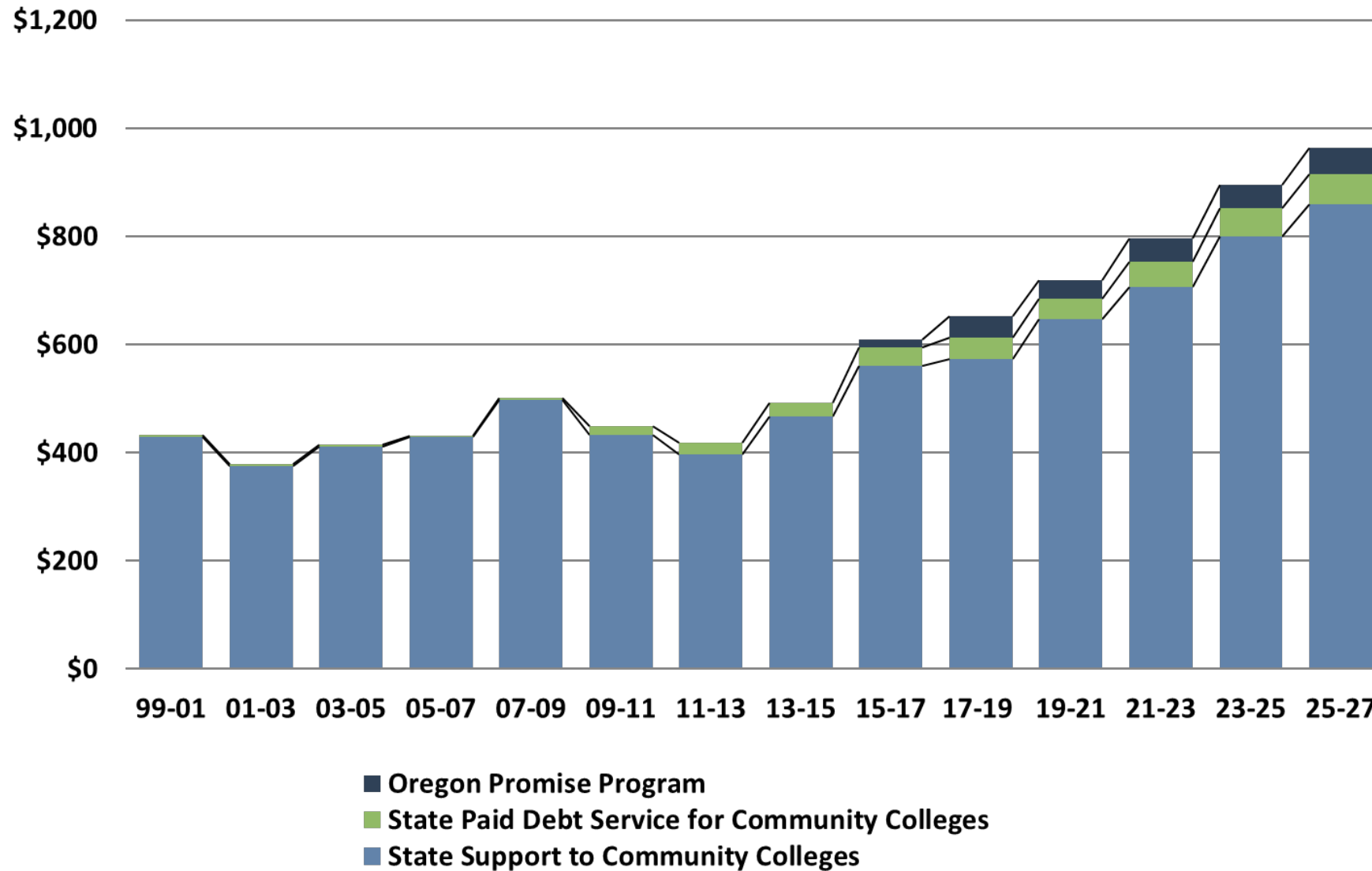
	<u>General Fund</u>	<u>Lottery Funds</u>	<u>Other Funds</u>	<u>Total Funds</u>
<b>Community College Support Fund (CCSF)</b>	792,059,206	-	105,333	<b>792,164,539</b>
Student Support	30,000,000	-	-	<b>30,000,000</b>
Student Success	20,000,000	-	-	<b>20,000,000</b>
Strategic Fund	6,409,337	-	-	<b>6,409,337</b>
Community College Courses for Adults in Custody	3,011,429	-	-	<b>3,011,429</b>
Contracts Out-of-District (COD) Programs	322,237	-	-	<b>322,237</b>
Distance Learning	2,451,078	-	-	<b>2,451,078</b>
First Generation Students Grant Program	3,964,957	-	-	<b>3,964,957</b>
Skills Development Centers	755,231	-	-	<b>755,231</b>
Department of Corrections Education Services		-	11,706,190	<b>11,706,190</b>
Community College Support Fund	<b>858,973,475</b>	-	<b>11,811,523</b>	<b>870,784,998</b>
Debt Service and Related Costs	46,986,103	9,516,710	-	<b>56,502,813</b>
Capital Construction	247,500	-	20,000,000	<b>20,247,500</b>
Oregon Promise Program	47,286,508	-	-	<b>47,286,508</b>
<b>TOTAL STATE SUPPORT FOR COMMUNITY COLLEGES</b>	<b>953,493,586</b>	<b>9,516,710</b>	<b>31,811,523</b>	<b>994,821,819</b>

# OREGON PROMISE

- State grant that helps cover tuition costs at any Oregon community college for recent graduates of Oregon high schools or high school equivalency programs.
- Established in 2015.



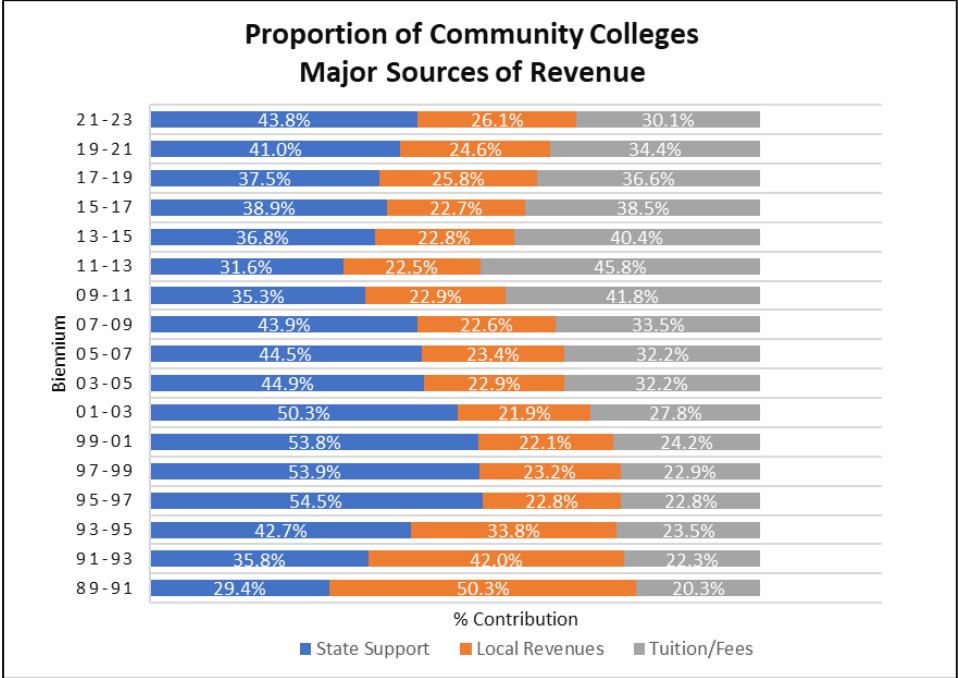
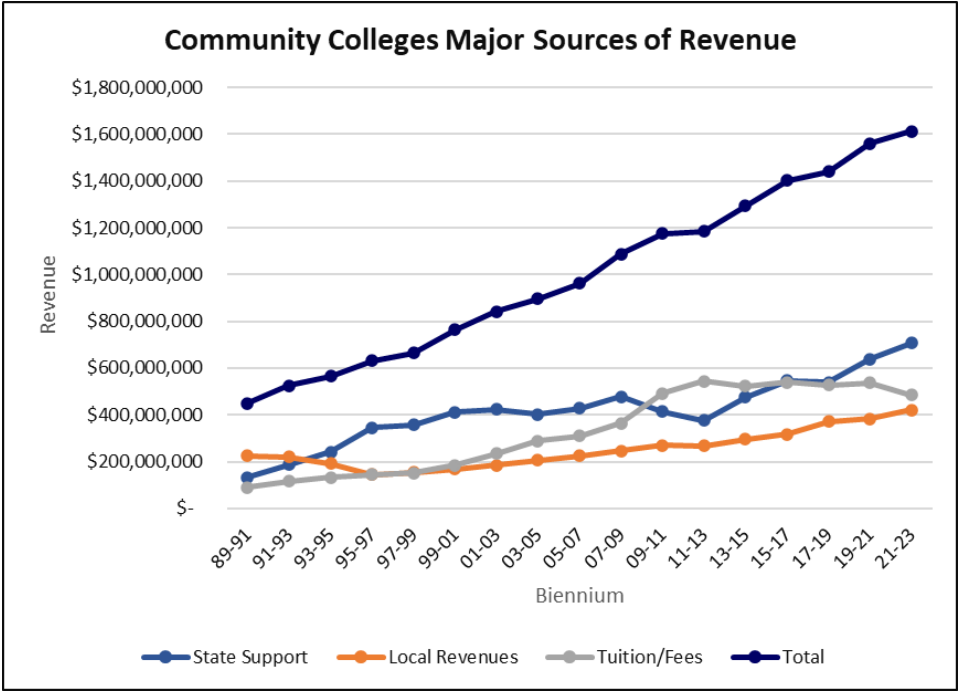
**State Support to Community Colleges 1999-01 to 2025-27 Legislatively Adopted**  
**General Fund and Lottery Funds -- Millions of Dollars**



# COMMUNITY COLLEGE SOURCES OF REVENUE

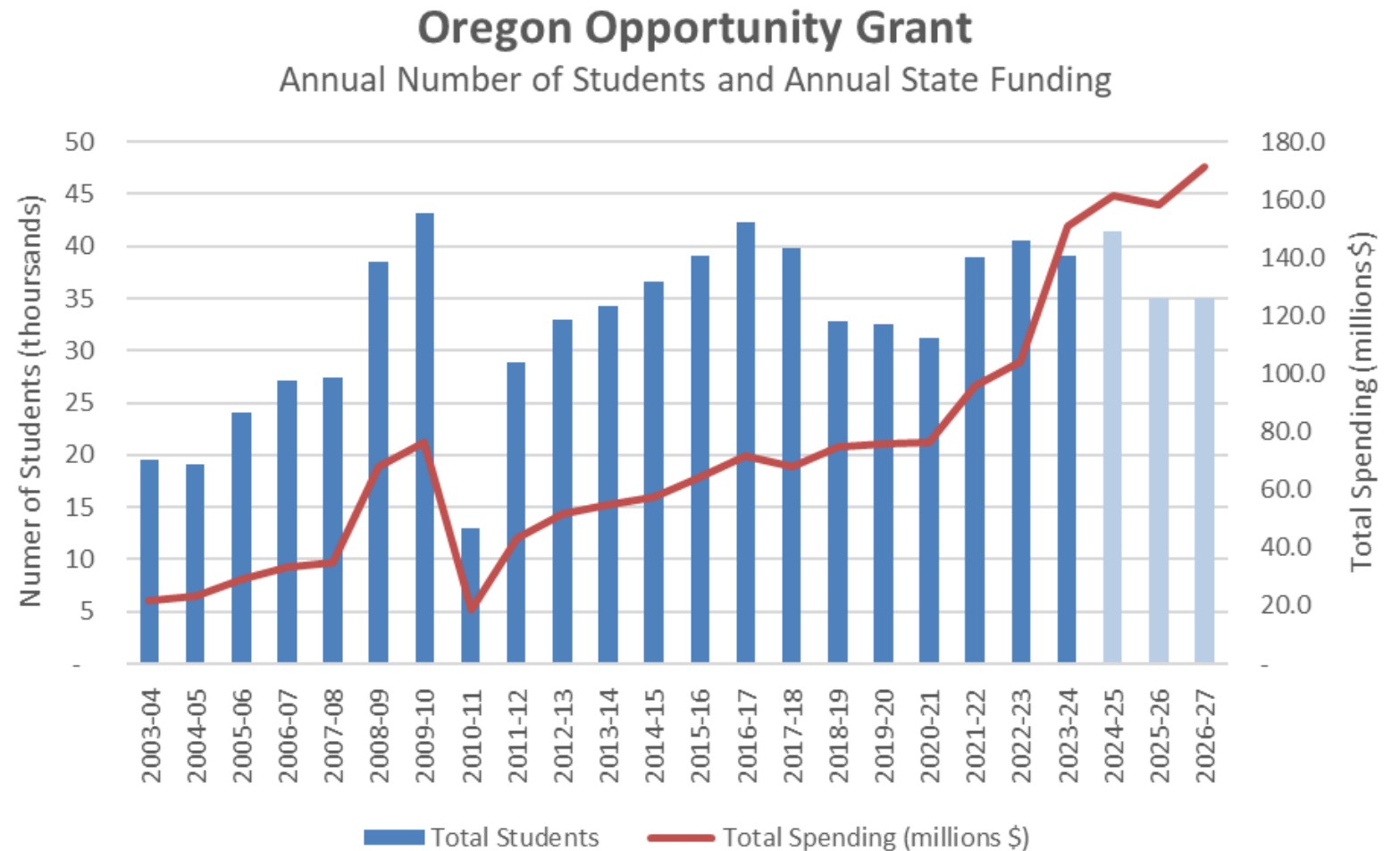
## 2025-27 Legislatively Adopted Budget

- State Support includes all state funding for the Community Colleges Support Fund, debt service, and other state grants
- Local revenues are property taxes
- The Tuition/Fees amount is net of remissions and waivers.
- Complete revenue data for the 2021-23 biennium will be available after February 2024.



# OREGON OPPORTUNITY GRANT (OOG)

- Oregon's largest state-funded, need-sensitive grant program for post-secondary students.
- Provides funding for nearly 40,000 Oregon resident students each year.



	General Funds	Other Funds	Federal Funds	Other Funds Non-Limited	Federal Funds Non-Limited	Total Funds	Positions	FTE
Office of the Executive Director	9,202,995	9,700,000	681,773	-	-	19,584,768	22	22.00
Benefits Navigators	5,563,334	-	-	-	-	5,563,334		
Office of Central Operations	20,184,659	9,816,952	2,914,174	-	-	32,915,785	49	47.88
Office of Research and Data	5,518,670	4,784,462	461,685	-	-	10,764,817	22	19.64
Office of Academic Policy and Authorization	2,603,180	4,646,042	-	600,000	-	7,849,222	16	13.87
Office of Post Secondary Finance and Capital	2,378,809	-	-	-	-	2,378,809	5	5.00
Office of Community Colleges and Workforce Development	18,673,282	6,251,129	14,261,362	-	-	39,185,773	19	18.70
Office of Workforce Investments	33,739,734	108,231,189	127,454,003	-	20,536,302	289,961,228	40	37.25
Office of Student Access and Completion (OSAC)								
OSAC Administration	2,865,059	149,574	-	-	-	3,014,633	9	7.50
College Access	2,241,633	239,098	-	-	-	2,480,731	7	5.50
Private Awards		22,717,194	-	-	-	22,717,194	6	6.00
Public Awards	1,450,146	1,878,313	-	-	-	3,328,459	1	1.00
National Guard Tuition Assistance	5,521,477	-	3,912	-	-	5,525,389	1	1.00
Tribal Student Grant	26,023,597			-	-	26,023,597	1	1.00
<b>TOTAL</b>	<b>135,966,575</b>	<b>168,413,953</b>	<b>145,776,909</b>	<b>600,000</b>	<b>20,536,302</b>	<b>471,293,739</b>	<b>198</b>	<b>186.34</b>

# HIGHER EDUCATION COORDINATING COMMISSION

## OPERATIONS AND PROGRAMS

### 2025-27 Legislatively Adopted Budget



# Questions?

## **Legislative Fiscal Office**

900 Court Street NE, Room H-178, Salem, Oregon 97301

Oregon State Capitol | (503) 986-1828 | [www.oregonlegislature.gov/lfo](http://www.oregonlegislature.gov/lfo)

