



OREGON STATE BOARD OF AGRICULTURE 2021 REPORT

Oregon's farmers, ranchers, fishers, and food processors are the heart of one of the state's most important economic sectors.

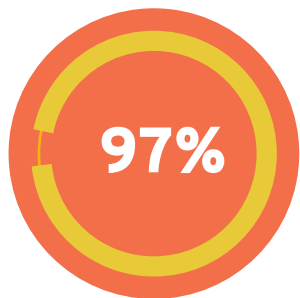
With a \$50 billion annual economic impact, Oregon agriculture plays a huge role in the state's economy and the lives of everyday Oregonians' by providing food, beverages, agricultural products, and services.

This report serves as an opportunity for the State Board of Agriculture to highlight facts and figures about Oregon agriculture, economic impact by regions of the state, and share some of the key issues in Oregon agriculture.

Water quantity and quality, a thriving agricultural workforce, market access and market development, agricultural land use, and investments in value-added agriculture are priorities for the Board.

We encourage you to contact the Board members to learn more about these important issues.

Oregon Agriculture Facts & Figures



of Oregon farms are family-owned

67,595
agricultural producers¹




44% of Oregon producers are women

Ranked **4th** in the U.S.




37,200
Oregon farms²

15.9 million
acres of farm land



57.9 years
average age of Oregon farm operator



13% of Oregon's gross product is food & agriculture


28% of producers are new & beginning (10 years or less)



\$30 billion
in wages


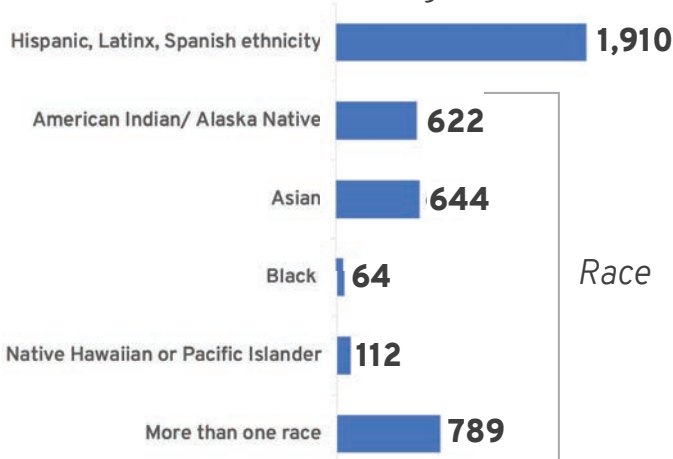


\$5.01 billion
in agricultural production



\$160.3 million
commercial fish landings

4,141 BIPOC producers³
≈ 10% are under the age of 35



618,341
Oregon jobs are related to food and agriculture

³ BIPOC = Black, Indigenous, and people of color. The Census of Agriculture asked separate questions for ethnicity and race. There are 2,083 total producers who are Hispanic, Latinx, Spanish origin and 1,910 were not already counted in another race category.

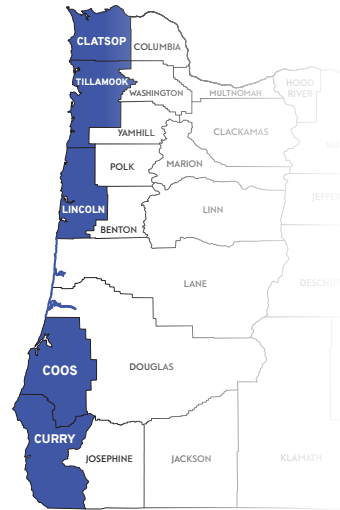
¹ The term "producer" designates a person who is involved in making decisions for the farm operation. The census included up to four producers per farm.

² A farm is defined as any place from which \$7,000 of agricultural products were produced and sold or normally would have been sold.

Regional Facts & Economic Impact by County

COASTAL

Total land area:
4.1 million acres



Number of farms:
1,662

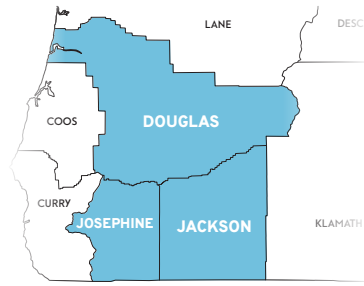
Land in farms:
285,532 acres

Irrigated land:
20,049 acres

2017 market value of agricultural products sold:
\$201 million

SOUTHERN OREGON

Total land area:
6.1 million acres



Number of farms:
4,891

Land in farms:
598,343 acres

Irrigated land:
60,129 acres

2017 market value of agricultural products sold:
\$161 million

WILLAMETTE VALLEY

Total land area:
9 million acres



Number of farms:
19,468

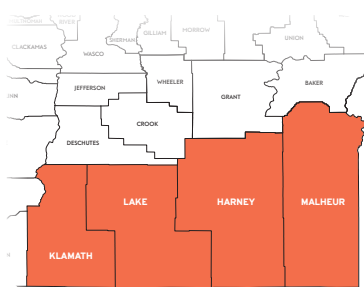
Land in farms:
1.58 million acres

Irrigated land:
284,849 acres

2017 market value of agricultural products sold:
\$2.3 billion

SOUTHEAST OREGON

Total land area:
22.2 million acres



Number of farms:
2,882

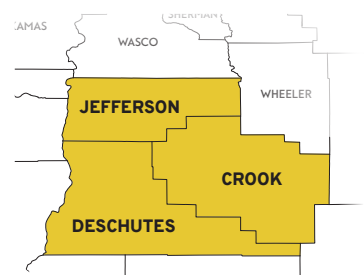
Land in farms:
3.89 million acres

Irrigated land:
648,369 acres

2017 market value of agricultural products sold:
\$722 million

CENTRAL OREGON

Total land area:
5 million acres



Number of farms:
2,501

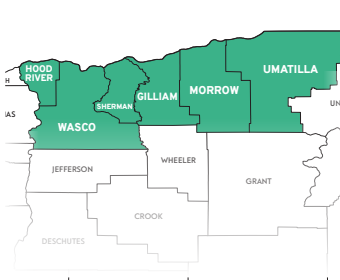
Land in farms:
1.7 million acres

Irrigated land:
148,083 acres

2017 market value of agricultural products sold:
\$141 million

COLUMBIA PLATEAU

Total land area:
6.6 million acres



Number of farms:
3,615

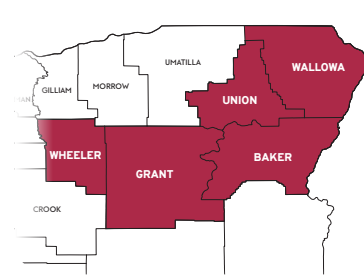
Land in farms:
5 million acres

Irrigated land:
266,987 acres

2017 market value of agricultural products sold:
\$1.25 billion

NORTHEAST OREGON

Total land area:
9.3 million acres



Number of farms:
2,597

Land in farms:
2.85 million acres

Irrigated land:
238,455 acres

2017 market value of agricultural products sold:
\$210 million

COVID-19 and Wildfire Impacts

Every segment of food and agricultural production has seen impacts from the COVID-19 pandemic or the wildfire emergencies in Oregon this past year.

As the COVID-19 pandemic began sweeping across the globe, the agricultural industry had to quickly adjust at every step along the supply chain to protect employees and consumers while still providing services, food, and animal feed.

In response to the COVID-19 emergency, the state made it a priority to protect worker health and provided resources to assist in the continued operation of food and agriculture industries. In partnership with Oregon State University Extension Service, the National Guard and Food NW, ODA distributed 4.2 million KN95 masks, at statewide distribution events, to food processing and farmworkers to keep our essential food supply chain healthy and safe.

A prevention guideline toolkit was created to help food processing and farm operators mitigate and slow the spread of COVID-19. The toolkit outlined response efforts necessary for multiple agencies to support Oregon's agricultural industry and keep the food supply chain healthy. The purpose the toolkit was to provide a consistent state response and ensure that agricultural facilities could continue to operate while protecting the public.

The September 2020 wildfires were like nothing the state had seen before, and thousands of Oregonians pulled together, including farmers and ranchers, to help their communities. Initial estimates indicate that 65,000 acres of Exclusive Farm Use (EFU) land were within the wildfire boundaries. Citizens with equipment and local knowledge of the terrain hopped on dozers and filled up their water tanks to assist in protecting homes, farms, and animals. ODA helped mobilize several county fairgrounds, turning the facilities into shelters for more than 5,000 animals of all sizes, including horses, cows, goats, and even a sugar glider. Many more animals were rescued and sheltered by private groups and citizens. ODA provided several resources, including information on how to care for animals during and after a wildfire, how to access disaster aid, and how to protect soil health and begin to recover the landscape.

It will take time to learn the full effect of the 2020 COVID-19 pandemic and the wildfire impact on cropland, grazing land, and the agricultural industry's infrastructure. Work is underway with Oregon State University to update the 2015 Oregon Agriculture Food and Fiber: An Economic Analysis Report, including information on how to project the economic impacts. The updated report is estimated to be completed by July 2021.

Oregon's Federally Recognized Tribes

Oregon's nine federally recognized Tribes and Tribal members residing in Oregon comprise important parts of the state's agriculture and fisheries industries. Several of Oregon's Tribes operate agriculture and food ventures, including K-Bar Ranches owned and operated by the Cow Creek Band of Umpqua Tribe of Indians, the Tribal Farming Enterprise operated by the Confederated Tribes of the Umatilla Indian Reservation, and the Tribal Farm operated by the Confederated Tribes of Warm Springs. Tribal members harvest fish and shellfish that may be sold direct to consumers, or are processed into seafood products for wholesale, or retail sale. Some Tribal members own and operate food businesses that process and sell fish and other products.

Board Members



Barbara Boyer
McMinnville



Stephanie Hallock
Lake Oswego



Bryan Harper
Junction City



Shantae Johnson
Portland



Elin Miller
Umpqua



Tyson Raymond
Helix



Luisa Santamaria
Canby



Josh Zielinski
Salem



Alexis M. Taylor
Ex-Officio member
ODA Director



Alan R. Sams
Ex-Officio member
OSU Dean of
Agricultural Sciences

Key Issues

WATER FOR AGRICULTURE



Water is vital to the production of food, feed, fiber, seed, livestock, and horticultural products, and more broadly provides for the unique diversity of Oregon agriculture. Oregon agriculture works to conserve water and provide for clean water through publicly and privately funded conservation efforts. Oregon farmers, ranchers, and various federal, state, and local partners continue to implement numerous projects to conserve and protect our state's water resources.

In the Pacific Northwest, water is a necessary transportation and power supply source. Wetlands and floodplains provide many essential functions for clean and abundant water. Invasive species present a threat to clean water and habitat and, in many cases, water availability. The impacts of climate change on water supplies and water demand need to be included in the state's long-term water plan. Continued discussion is necessary to address the need for new water storage projects such as allowing for withdrawals when water is relatively abundant in the winter. Other agriculture and water quantity challenges, including the need for continued modernization and efficient water use in irrigation systems, must also be addressed.

The state's attention to the need for a long-term focus on water resources and investments in the water infrastructure is crucial to ensuring a robust agricultural economy for future generations.

AGRICULTURAL WORKFORCE

Maintaining a healthy and thriving agricultural workforce is vital to Oregon agriculture. Finding a skilled workforce to work in the fields and our food processing facilities is challenging not only in Oregon but nationwide. During the COVID-19 pandemic, the federal funds dedicated to administering the Food Security and Farmworker Safety Program has provided much relief in helping to protect our food supply and agricultural workers. The program designed to help mitigate the spread of COVID-19 provided farmworkers with personal protection equipment (PPE) and community-based outreach and prevention communication. It also provided funding for farmers to comply with the Oregon OSHA temporary rules for housing, field sanitation, and transportation to help protect our agricultural workforce. Also, during the COVID-19 pandemic the state of Oregon dedicated and distributed over 4.2 million face masks to the food and agricultural sector.



AGRICULTURAL LAND USE



Protecting agricultural lands in Oregon and planning for current and future land use is essential for our economy, rural communities, food systems, and the environment. According to the 2017 US Census of Agriculture, Oregon has approximately 15.9 million acres of land in farms compared to 16.3 million acres in 2012, down approximately 2.1 percent. The average farm size is 425 acres compared to 424 acres in 2012 down approximately 7.8 percent. With the average age of an Oregon farmer 57.9 years old, a massive generation shift will result in almost two-thirds of Oregon's agricultural land changing hands in the coming decades. Many threats are facing working farms and ranches. High-value and highly productive farmland conversion to non-agricultural uses and development continues to be of great concern. Support is needed for the Oregon Agricultural Heritage Program and agricultural land conservation programs that provide farmers with technical assistance on succession planning and knowledge about how working land easements can help preserve farmland for future generations of farmers in Oregon. The Board has adopted eight policy statement Resolutions committed to protecting viable farming operations in Oregon as a valuable natural and economic resource for our state.

MARKET ACCESS AND MARKET DEVELOPMENT

With more than 220 crops grown, raised and harvested in Oregon, maintaining and developing new market access and promoting products in local, domestic, and international markets is vital for farmers, ranchers, fishers, and food and beverage processors in Oregon. Since the state emergency declaration due to the COVID-19 pandemic, it became critical for the agriculture industry to quickly adjust at every step along the supply chain to protect employees and consumers while still providing services, food, and animal feed. Innovative promotion programs to help increase the opportunities to find and purchase local food became critical. Online ordering systems and websites to help consumers find and prepare local foods were developed through partnering with the Oregon Farmers Market Association, Oregon Coast Visitors Association and OSU's Oregon Sea Grant. Farmers, ranchers, fishers, and processors also looked for ways to pivot and sell direct to consumers and support local food banks. Market development work with stakeholders is underway to increase the demand for local meat products and increase the local processing capacity under USDA inspection, or the new State Meat Inspection Program.



About the Board

The State Board of Agriculture plays an essential role for Oregon agriculture. Board members bring broad perspectives and expertise to issues, provide connections to industry sectors, and serve as advocates for the agriculture industry in general.

The State Board of Agriculture advises the Oregon Department of Agriculture (ODA) on policy issues, develops recommendations on key agricultural issues, and advocates for the state's agriculture industry in general. The Board is comprised of 10 members, nine of whom are appointed by the Governor. The tenth member is the chair of the Oregon Soil & Water Conservation Commission. Both the Director of the state Department of Agriculture and the Dean of the College of Agricultural Sciences at Oregon State University serve as ex-officio members.

State law requires that seven of the appointed board members be actively engaged in agricultural commodities production. Two members are to be representative of the state's public interests. Each member term is four years, with the ability to be reappointed for a second four-year term.

The Board meets quarterly to stay abreast of the opportunities and challenges facing Oregon agriculture. Members of the Board have opportunities to meet with local producers, learn about new industries, see food processing and packing operations, tour nursery and specialty seed operations, have school lunch with elementary students, connect with high-school students who are preparing for careers in agriculture and see on-the-ground projects to protect water quality on agricultural lands. At each Board meeting, the public has an opportunity to provide public comment.

About Resolutions

The State Board of Agriculture routinely adopts Resolutions to make policy statements on topics and issues that face the agriculture industry and reviews approximately ten active Resolutions per year to re-confirm, update, or archive those Resolutions.

Resolutions may be created at the request of individual members of the Board or may be initiated by the Board at the request of an outside party to address a specific issue. The public may provide comments on resolutions under consideration by the Board.

As an example, in 2019, the Board created and adopted Resolution 319 – Climate Change Policy Considerations. Climate change is projected to impact Oregon agriculture in many ways. The Resolution recommends any climate change policies provide voluntary incentives for agriculture to mitigate and adapt to climate change; recognizes agriculture's positive environmental and economic impacts; provides exemptions and compliance time frames to minimize adverse effects on input costs and companion industries; supports research into additional strategies; and supports resource allocation to long-term planning; and states that policy changes to help the state adapt to climate change and should support and maintain a healthy agricultural economy. **To download a packet of all active resolutions, visit: <https://oda.direct/BOAResolutions>**

Quarterly Oregon Ag Briefing



The State Board of Agriculture provides a quarterly briefing on issues the board is working on and discussing, as well as input they receive from stakeholders. The briefing also includes highlights and photos from Board of Agriculture meetings.

Receive the quarterly report via email by signing up online at: <https://oda.fyi/BOAsubscribe>

Why this Report?

ORS 561.378 STATE BOARD OF AGRICULTURE REPORT

The State Board of Agriculture shall report as provided in ORS 192.230 to 192.250 on a biennial basis to the Governor and the Legislative Assembly regarding the status of the agriculture industry in this state.

Published May 2021

Contact Karla Valness
Oregon Dept of Agriculture
635 Capitol St NE
Salem, OR 97301-2532
503-986-4554

Report <https://oda.direct/BoardReport>

Resolutions <https://oda.direct/BOAresolutions>

Webpage <https://oda.direct/BOA>

Report design Liz Beeles