


Integrated Service Delivery Model



Providing intentional, critical, and equitable supports that improve social circumstances and health outcomes, for individuals and communities to thrive.



Social Impact Trends



Can we create a greater and more sustainable social impact across Marion and Polk Counties?



1

Lack of Integrated and Coordinated Resources

2

No One Organization Can Solve it All

3

Strong Economies Do Not Equal Strong Communities

4

Sustainable Outcomes are Community Owned


Building Resiliency



Hub & Spoke



Cross-Sector Collaboration



Co-Location



Person-Centered



Sustainable



Social Impact

Reducing Social Service Costs



STABILITY

INTERVENTION

Critical Services/Basic Needs, Intensive Case Management, Respite Walk-in, Permanent Housing

HEALTH

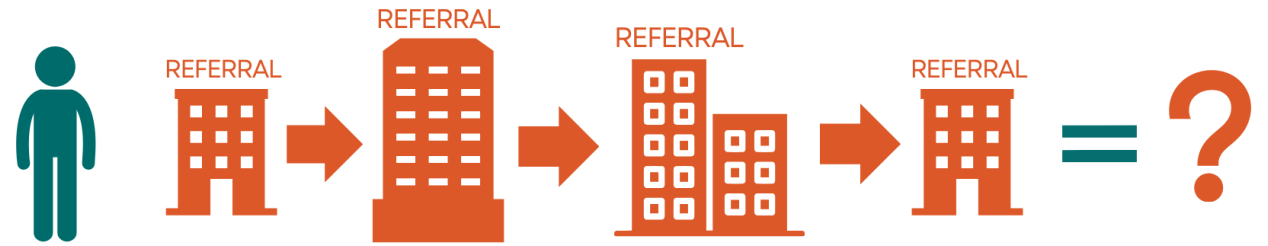
PREVENTION

Integrated Support Network, Amplifying Community Strengths, Barrier Reduction, Broad Range of Supports

WELL-BEING

ASSET BUILDING

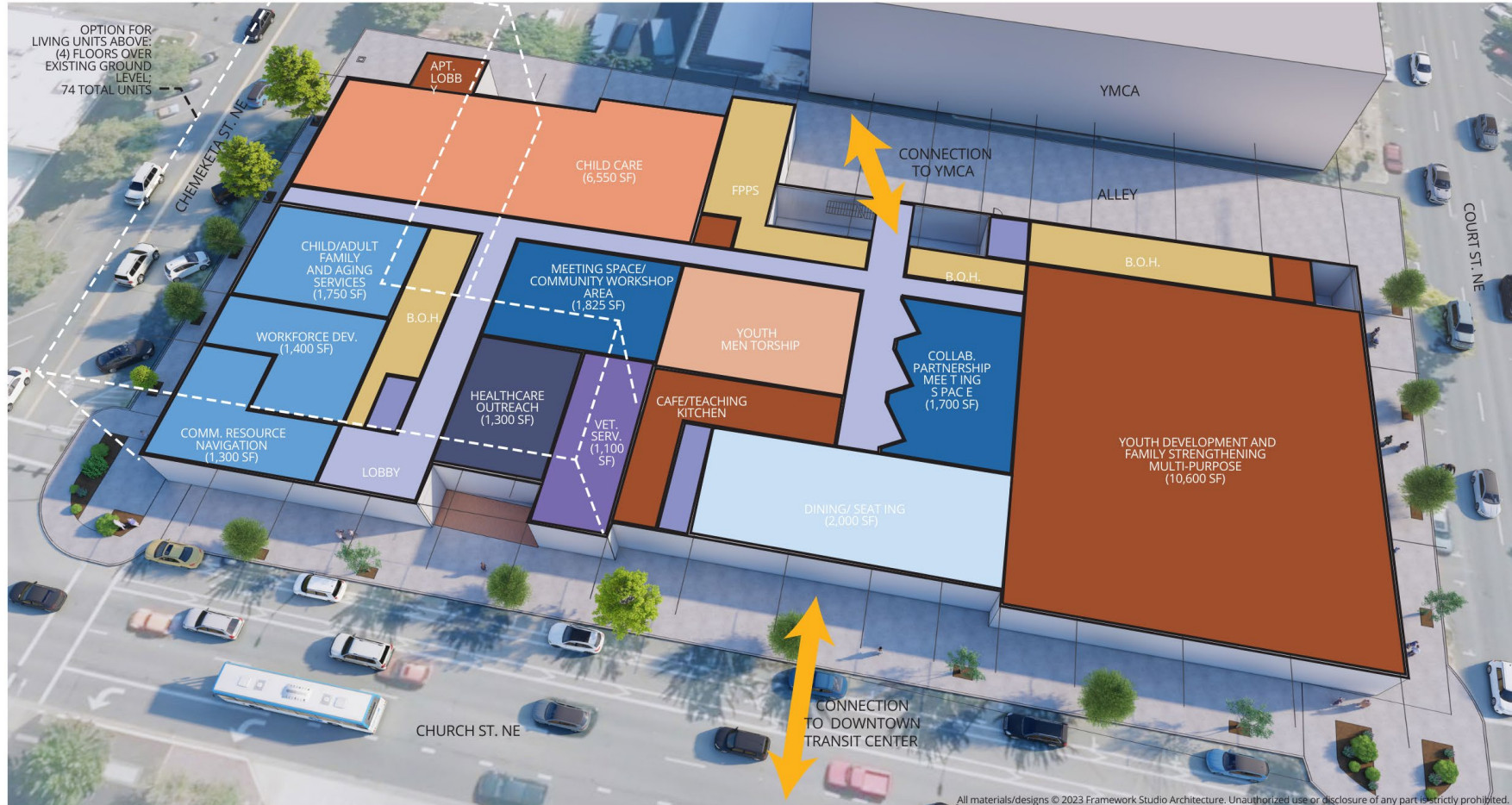
Academic and Career Resources, Healthy Aging Programs, Family Engagement Opportunities, Childcare, Youth Development, Community Resource Navigation



Removing Barriers Accelerating Outcomes



Shared Infrastructure



Boys and Girls Club | CASA | Catholic Community Services | Chemeketa Community College
 Community Resource Trust | Family Building Blocks | Garten Services | Isaac's Room / IKE Box | Liberty House
 Mid-Willamette Valley Community Action Agency | Oregon Department of Human Services | Salem Vet Center
 Salem Health | Salem Leadership Foundation | Willamette Health Council | YMCA

Social Impact Success



INDIVIDUAL & FAMILY IMPACT



COMMUNITY IMPACT

