



# IRELAND & GREATER PORTLAND

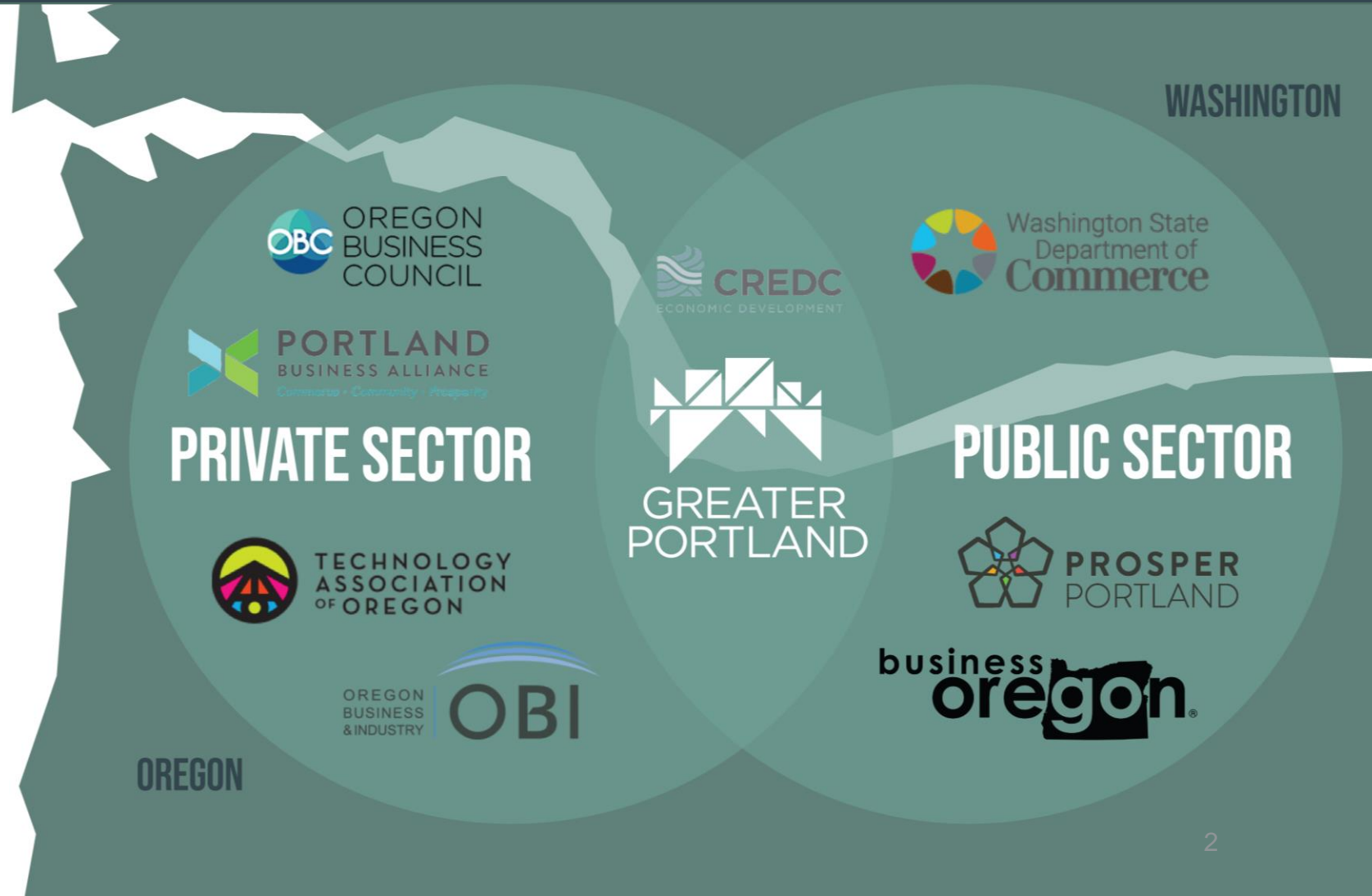
11 July 2023



# About Greater Portland Inc



- Greater Portland Inc is the only public-private partnership working to attract businesses to the entire Greater Portland region.



# About Greater Portland Inc



## Investors

- 80+ public and private organizations
  - Local and regional governments
  - Legal firms
  - Finance
  - Real estate and construction
  - Higher education institutions
  - Workforce development
  - Marketing/Media agencies

## Board of Directors

- Cornerstone & Platinum Investors
- Gold, Silver, Small City Consortium, and Higher Education Consortium investors elect representatives
- Regional C-suite executives & elected officials
- Executive Committee consists of Cornerstone investors & elected officers

# What We Do



## GPI's Current Primary Functions

- Business Recruitment, Retention, and Expansion
- Convening and Capacity Building
- Community Assistance and Research
- Comprehensive Economic Development Planning



# Partner Network



**Companies**

**Site Selectors  
& Real Estate  
Professionals**

**Local & State  
Practitioners**

**Foreign  
Governments &  
Consulates**

**Local HQs &  
Supply Chain**



Regional Overview  
**Greater Portland**



# About Greater Portland



- The Greater Portland Region spans two states – five counties in Oregon, two in SW Washington – and is home to 2.5 million residents.
- 25<sup>th</sup> largest metropolitan region in the United States.



# Global Access



- Portland International Airport (PDX) voted “America’s Best Airport” in *Travel+Leisure* magazine’s reader survey nine out of the last 10 years.
- 73 total nonstop destinations; 11 international nonstop destinations.



# Local Access



## Transit Infrastructure

Greater Portland has been designed for pedestrians, cyclists, and motorists alike. A dense urban core connected by world-class multimodal transit options makes it easy to move people and products.









## Utility Infrastructure

- Affordable, reliable electricity
- Abundant, clean water
- Leading digital infrastructure



# Our Top Industries



-  **Computers & Electronics**  
Local jobs: 42,000  
Local employers: 359
-  **Software**  
Local jobs: 35,000  
Local employers: 4,282
-  **Apparel & Outdoor**  
Local jobs: 21,000  
Local employers: 518
-  **Metals & Machinery**  
Local jobs: 23,000  
Local employers: 574
-  **Climate Tech**  
Local jobs: 14,000  
Local employers: 843
-  **Food & Beverage**  
Local jobs: 30,000  
Local employers: 832
-  **Design & Media**  
Local jobs: 33,000  
Local employers: 2,531
-  **Bioscience**  
Local jobs: 7,800  
Local employers: 208



# Industry Strengths



## SILICON FOREST



Nearly 80 years of investment in Greater Portland by Intel and Tektronix has cultivated a forest of thousands of technology firms and their suppliers. **Intel has invested more than \$49 billion since 1974** to support its global R&D headquarters in Hillsboro.

## RELIABLE, LOW-COST ENERGY




**Oregon and Washington rank 1st and 2nd in the nation**, respectively, in U.S. News & World Report's energy rankings. The rankings are based on electricity cost, grid reliability and renewable energy usage.

## HIGHLY EDUCATED WORKFORCE



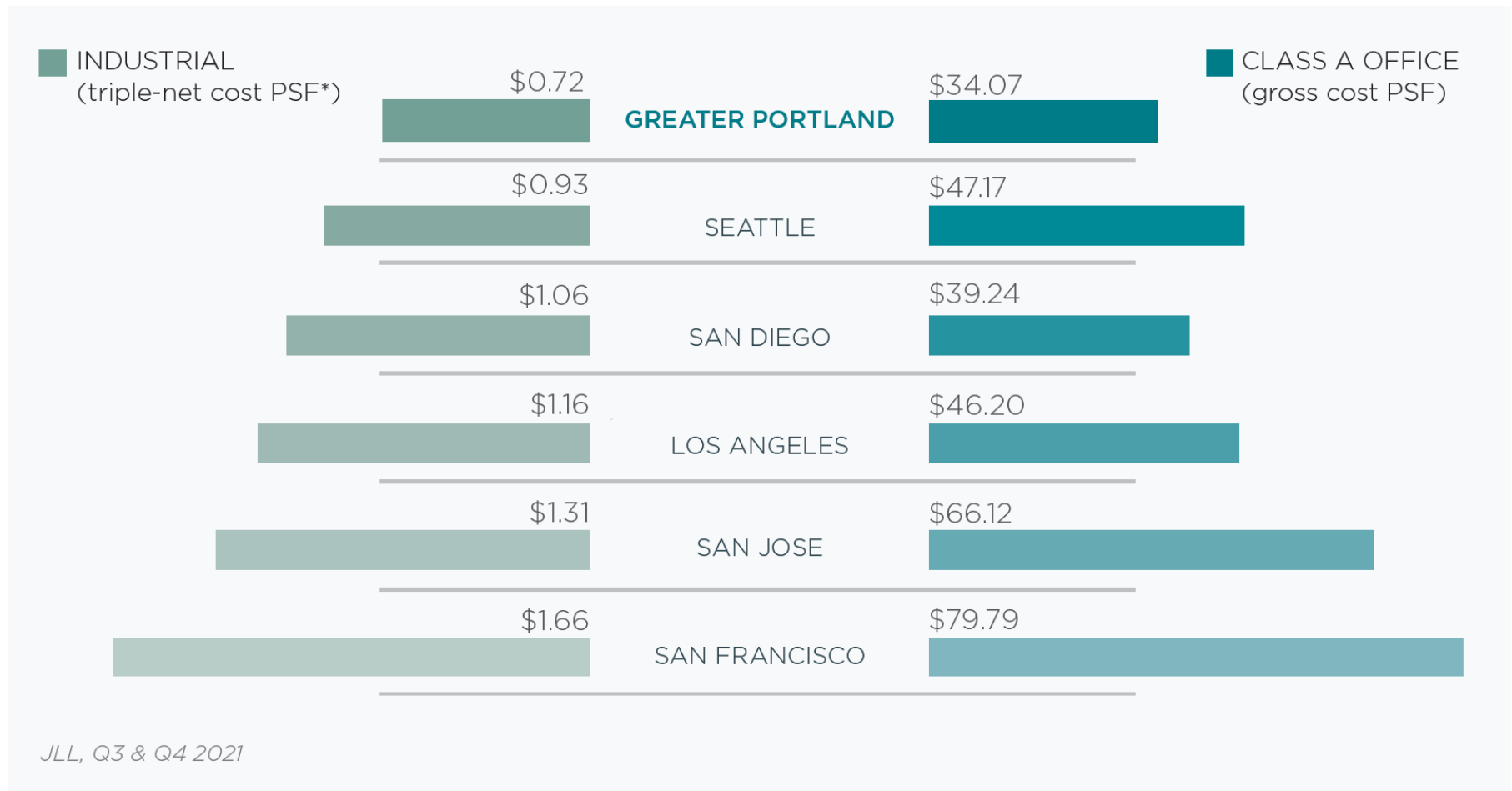
Greater Portland has the edge on semiconductor talent. More than 90% of the region's workforce in this cluster is employed in sub-sectors that are at least 25% more competitive than the U.S. average. For example, **we have 13 times the average national concentration of semiconductor processing technicians.**



# West Coast Affordability



## Peer City Commercial Real Estate Comparison



# World-Leading Companies



DAIMLER



Tektronix®



Genentech  
*A Member of the Roche Group*



ON Semiconductor

SIEMENS



MICROCHIP

PCC  
*Precision Castparts Corp.*



QORVO



JIREH  
*SEMICONDUCTOR, INC.*

TEL

TOKYO ELECTRON



Tillamook

JSR Micro  
MATERIALS INNOVATION



# Regional Culture



## Easy Access to the Outdoors

It's easy to enjoy nature in Greater Portland, with 37,000 acres of parks and green space. If you want to explore, the Pacific Coast is 90 minutes west, and the Cascade mountains are 60 minutes east.



**#1 City for Outdoor Enthusiasts**

*Zumper, 2022*

**#1 City for Inclusion**

*Brookings Institution, 2022*

**38.5%**

of Industry Employees Identify as Non-White

**100%**

**Perfect Score for LGBTQ Equality**

*U.S. Human Rights Campaign's Municipal Equality Index, 2021*



10



# Trade

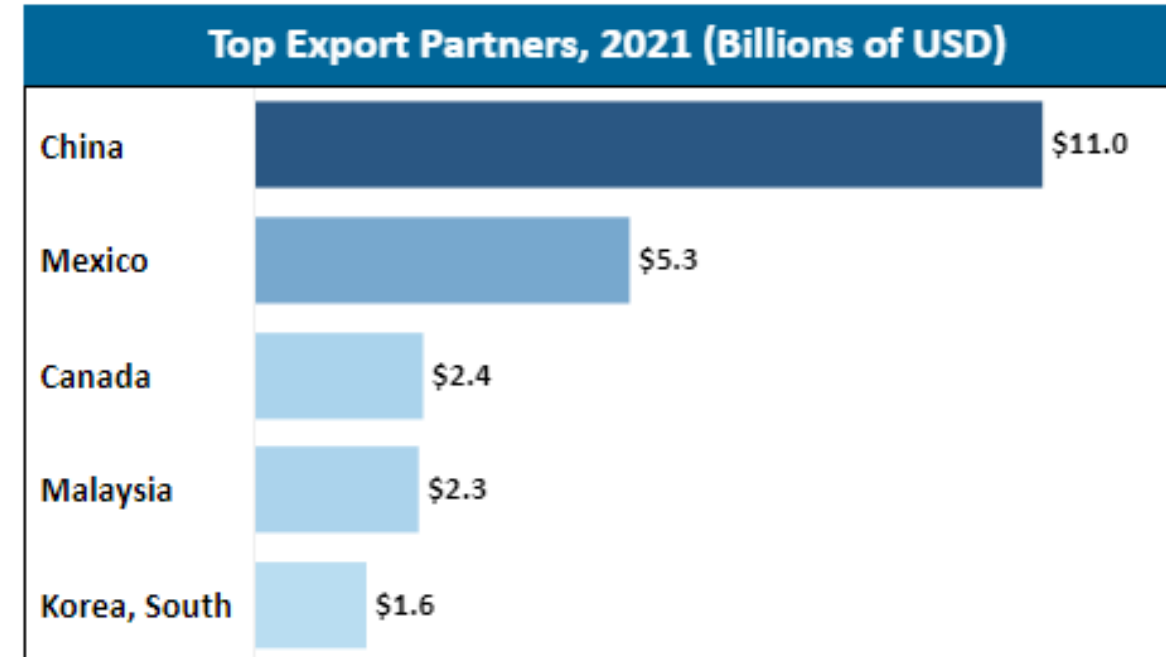


15

# Trade in Greater Portland



- Greater Portland is the **10<sup>th</sup> largest** metropolitan exporting region in the U.S. (2021).
- Total Goods Exports in 2021: \$33.8 Billion.
- Exports grew by \$10 Billion (42.2%) just from 2019 to 2021.
- **3,670 companies exported** goods from Greater Portland in 2020 (88% were businesses with less than 500 employees).
- **#16 in FT-Nikkei** ranking of best U.S. cities for foreign businesses – 2022.

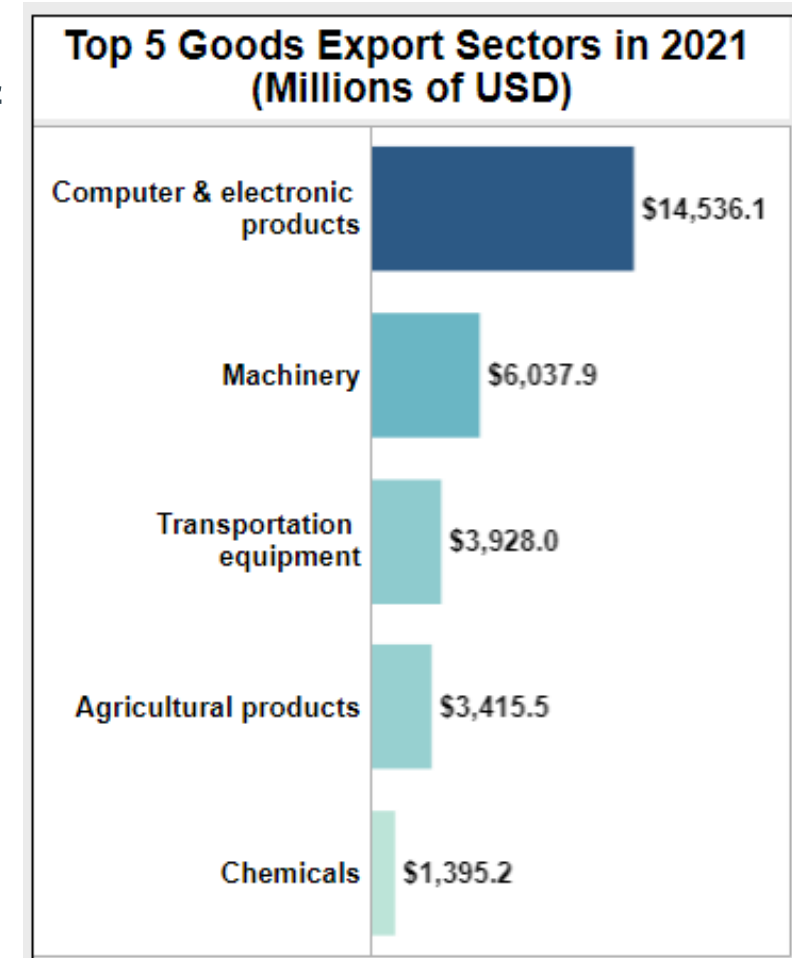




# Trade in Greater Portland



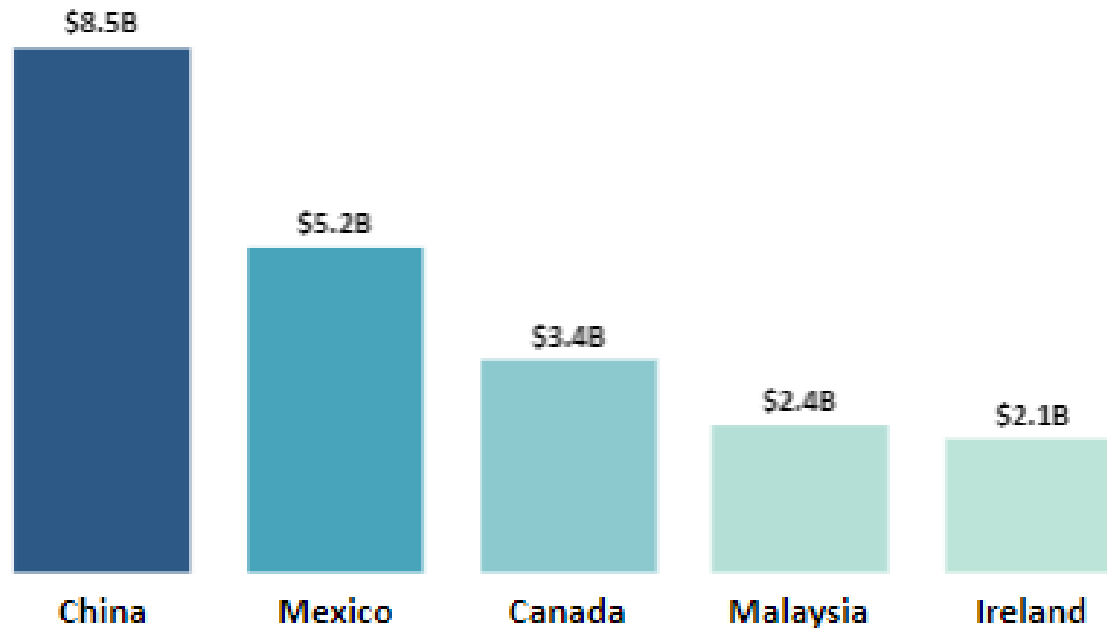
- **Computers and Electronic Products** is, by far, the largest export sector in Greater Portland – totaling 43% of the value of all exports in 2021.
  - Since 2005, the value of exports in this sector has tripled.
  - Greater Portland is the **3<sup>rd</sup> largest** exporting region in the USA of Computer and Electronic Products.
- In other sectors, compared to other regions the USA, Greater Portland ranks as follows:
  - **Machinery** = 2<sup>nd</sup> largest
  - **Agricultural Products** = 4<sup>th</sup> largest
  - **Transportation Equipment** = 11<sup>th</sup> largest



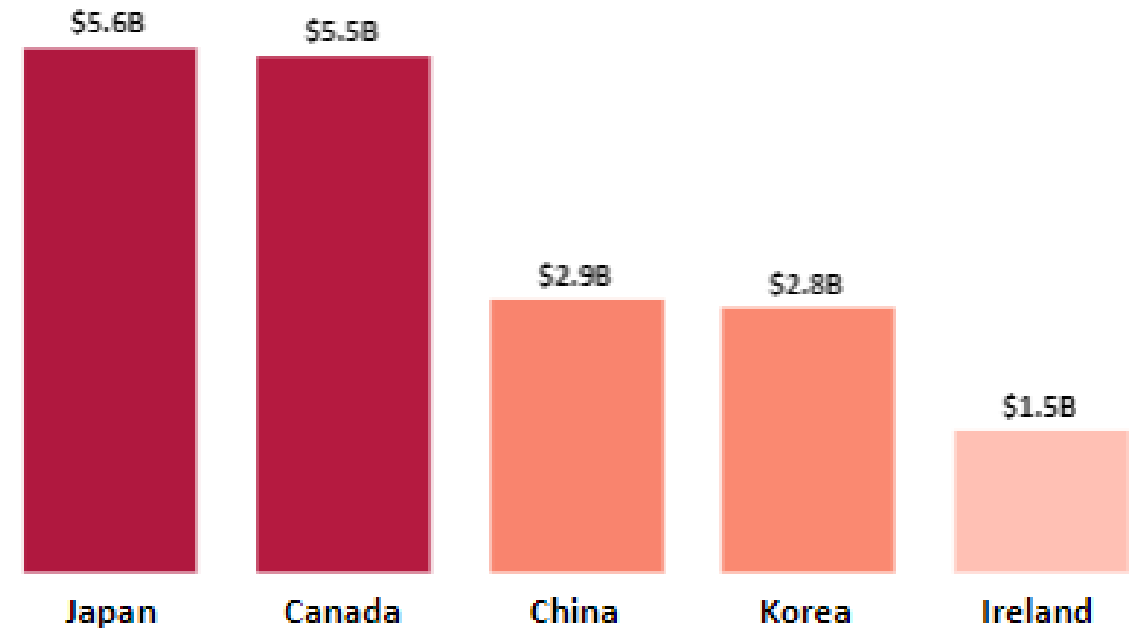
# Trade in Oregon



## Oregon Top Goods Export Partners in 2022



## Oregon Top Goods Import Partners in 2022



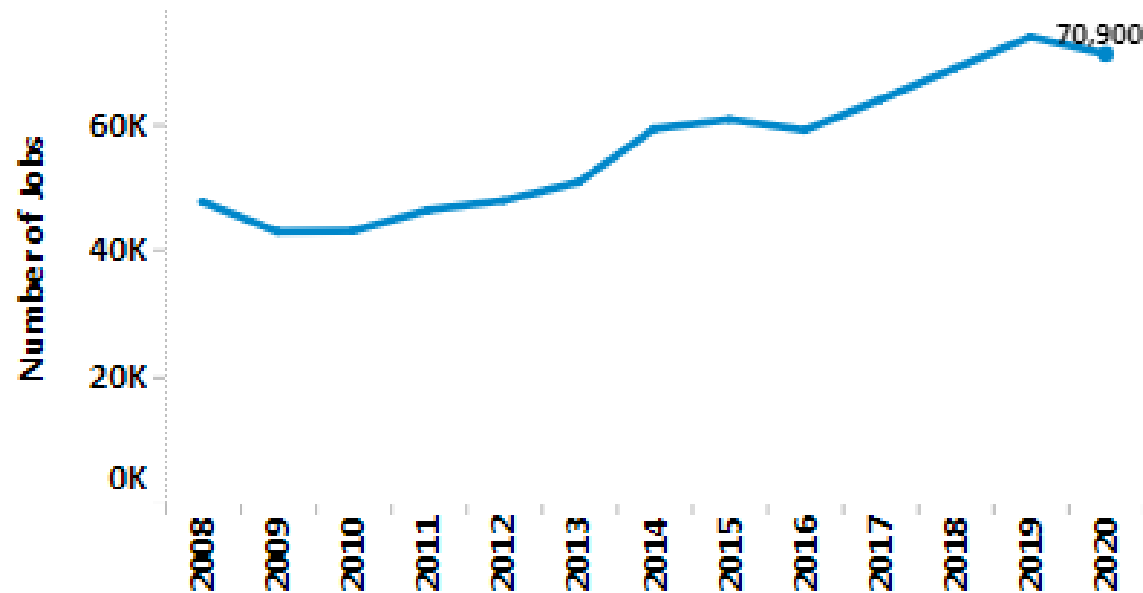
Source: U.S. International Trade Administration

# FDI & Export Supported Jobs Oregon



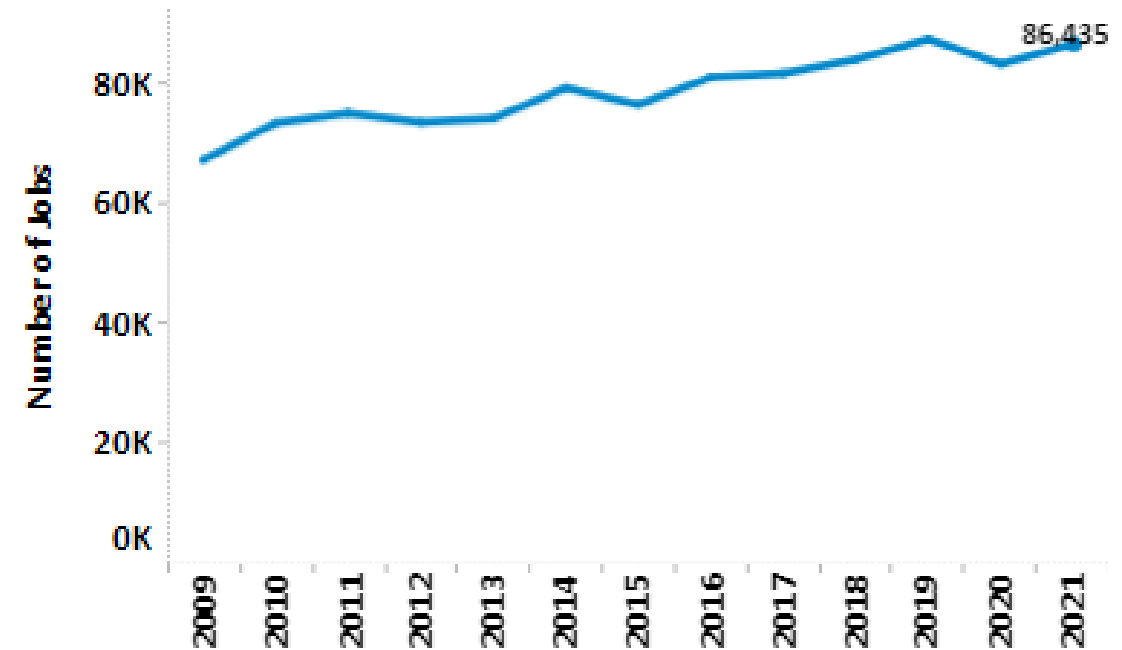
## FDI & EXPORT SUPPORTED JOBS

### Oregon Jobs in Foreign-Owned Firms, 2008-2020\*



\* Years where data are suppressed are shown as a break in the series.

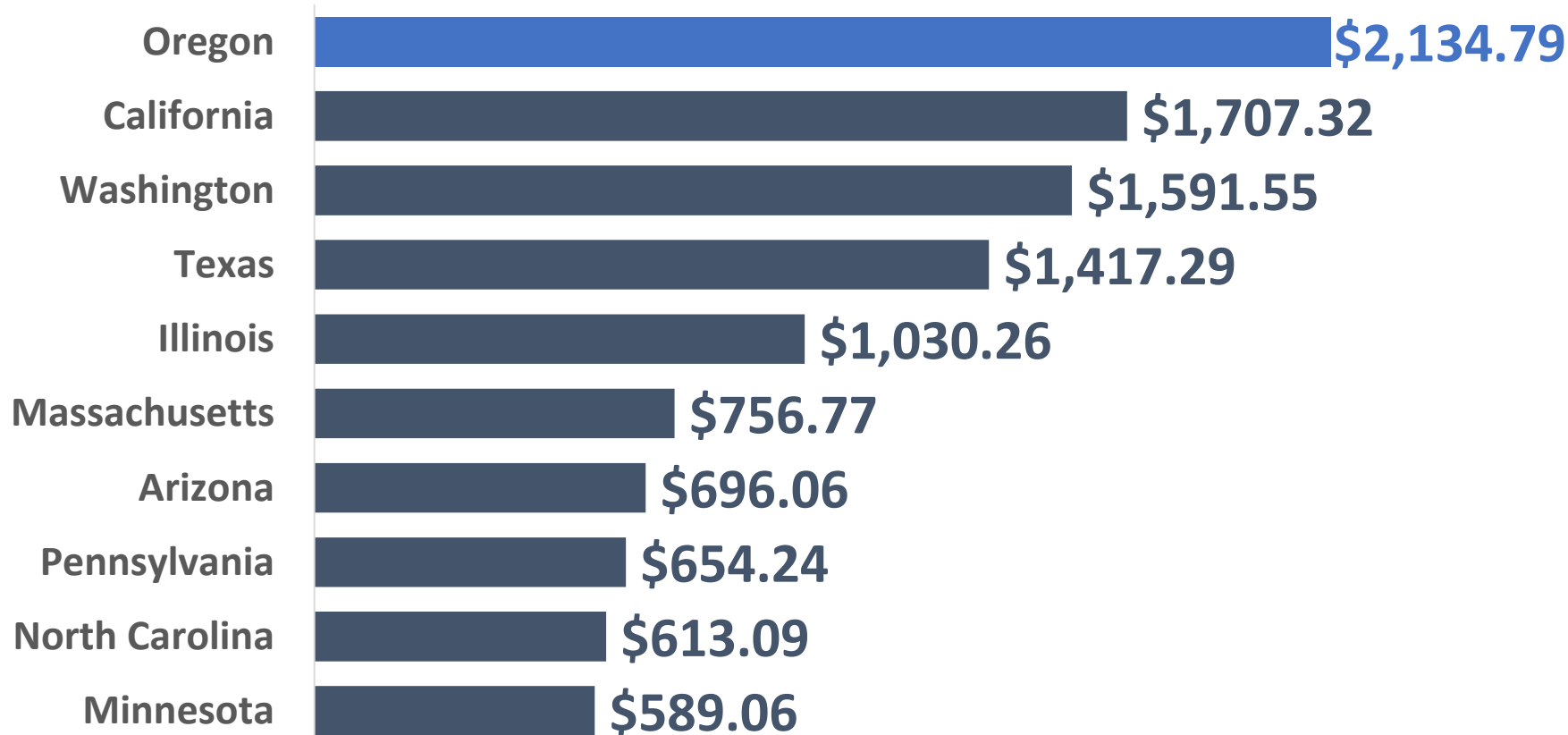
### Jobs Supported by Oregon Exports, 2009-2021



# Exports



## Value of Exports to Ireland by Ten Largest States, 2022 (millions of USD)



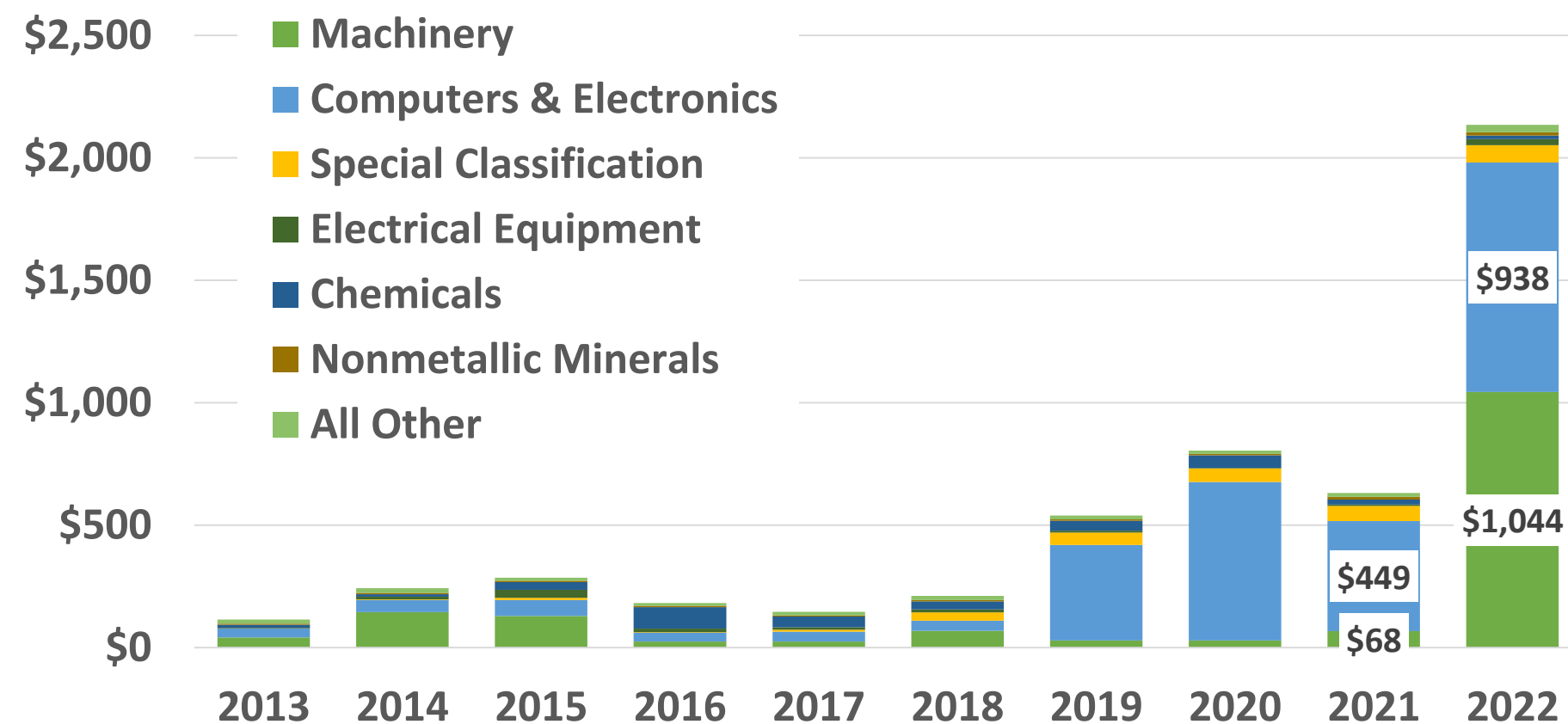
- In 2022, Oregon ranked as the #1 largest exporting state to Ireland.
- About 13% of all U.S. exports to Ireland were from Oregon during this year.

# Exports



## Oregon Exports to Ireland by Product Type, 2013-2022

(millions of USD)



However, exports from Oregon to Ireland increased dramatically in 2022 – increasing by over 3x from 2021.

The **Machinery** industry saw a dramatic increase in the value of exports. **Computers & Electronics** almost doubled.

# Exports



- Ireland **ranked 5<sup>th</sup>** out of all countries in the value of exports from Oregon in 2022.
  - Ireland ranked higher than Japan, South Korea, Israel, and Taiwan
  - Ireland ranked higher than every European country.
- **6.2%** of the value of **all Oregon's exports** went to Ireland in 2022.

1	China	\$8,454
2	Mexico	\$5,226
3	Canada	\$3,442
4	Malaysia	\$2,371
<b>5</b>	<b>Ireland</b>	<b>\$2,135</b>
6	Japan	\$1,578
7	South Korea	\$1,529
8	Israel	\$1,325
9	Taiwan	\$1,138
10	Brazil	\$914
11	Vietnam	\$728
12	Singapore	\$492
13	Switzerland	\$466
14	Germany	\$418
15	Australia	\$391

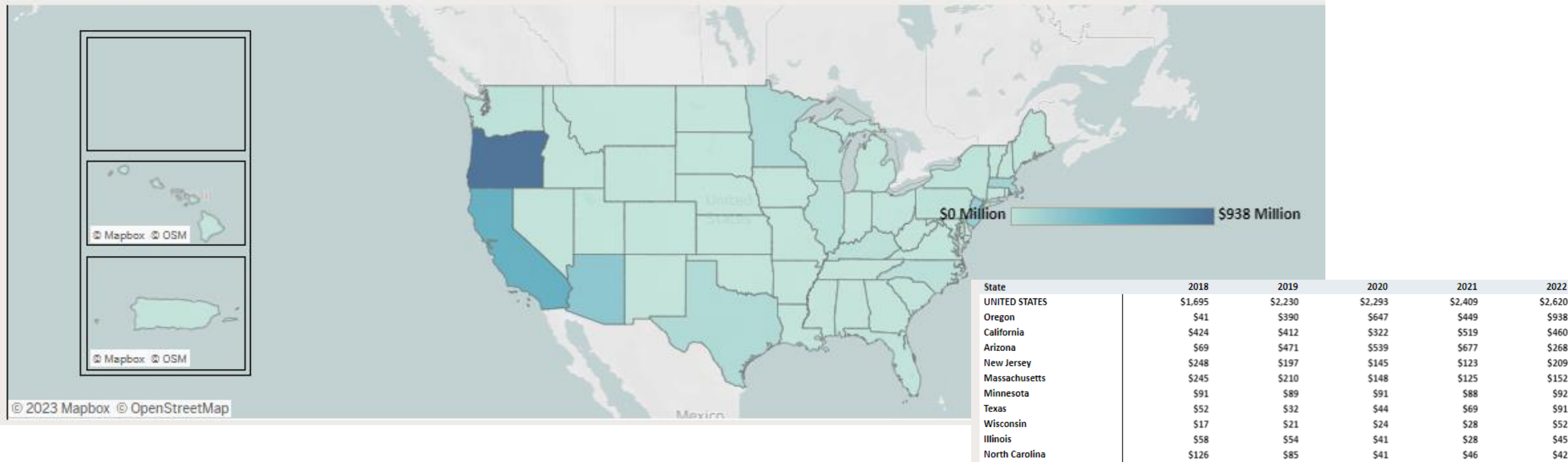
Source: U.S. International Trade Administration

# Exports



Oregon was the largest exporting state to Ireland in Computers and Electronic Products in 2022 and 2020.

U.S. Exports 334--COMPUTER AND ELECTRONIC PRODUCTS : Ireland in 2022



# Imports



- Ireland **ranked 5<sup>th</sup>** out of all countries in the value of imports to Oregon in 2022.
  - Ireland ranked higher than Israel, Taiwan, Vietnam, Mexico, and Singapore.
  - Ireland ranked higher than all other European countries.
- 5.2% of the value of **all Oregon's imports were from Ireland** in 2022.
- In 2022, **Oregon ranked as the 17<sup>th</sup> largest importing state** from Ireland.

1	Japan	\$5,615
2	Canada	\$5,528
3	China	\$2,915
4	South Korea	\$2,822
<b>5</b>	<b>Ireland</b>	<b>\$1,515</b>
6	Israel	\$1,384
7	Taiwan	\$1,254
8	Mexico	\$943
9	Singapore	\$925
10	Netherlands	\$849
11	Vietnam	\$823
12	Germany	\$734
13	Malaysia	\$663
14	India	\$295
15	Italy	\$258

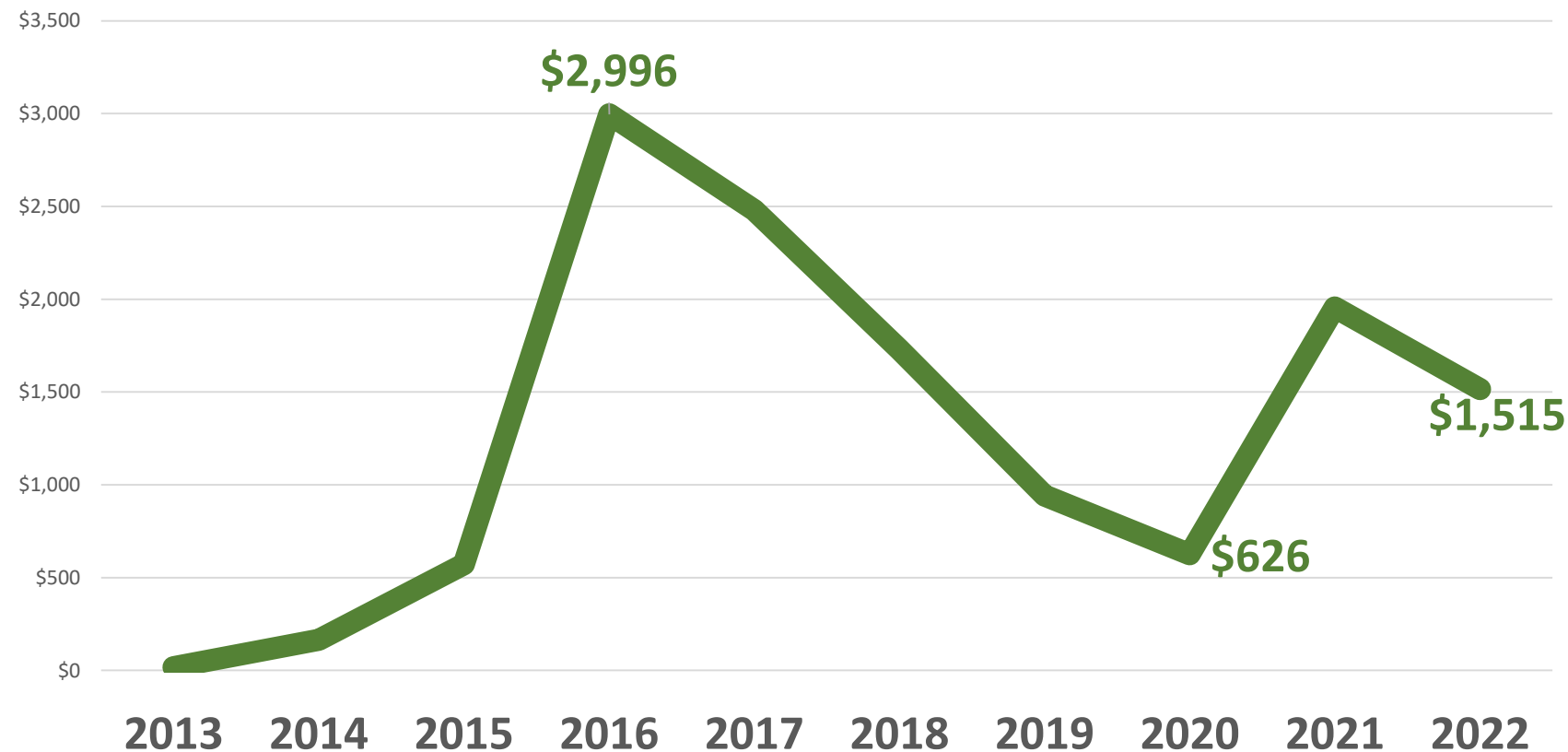
Source: U.S. International Trade Administration



# Imports



## Value of Imports from Ireland to Oregon, 2022 (millions of USD)



While the value of imports from Ireland has fluctuated some in recent years, since 2016 Ireland has remained at least in the top 7 of all countries.

### Value by Products, 2022

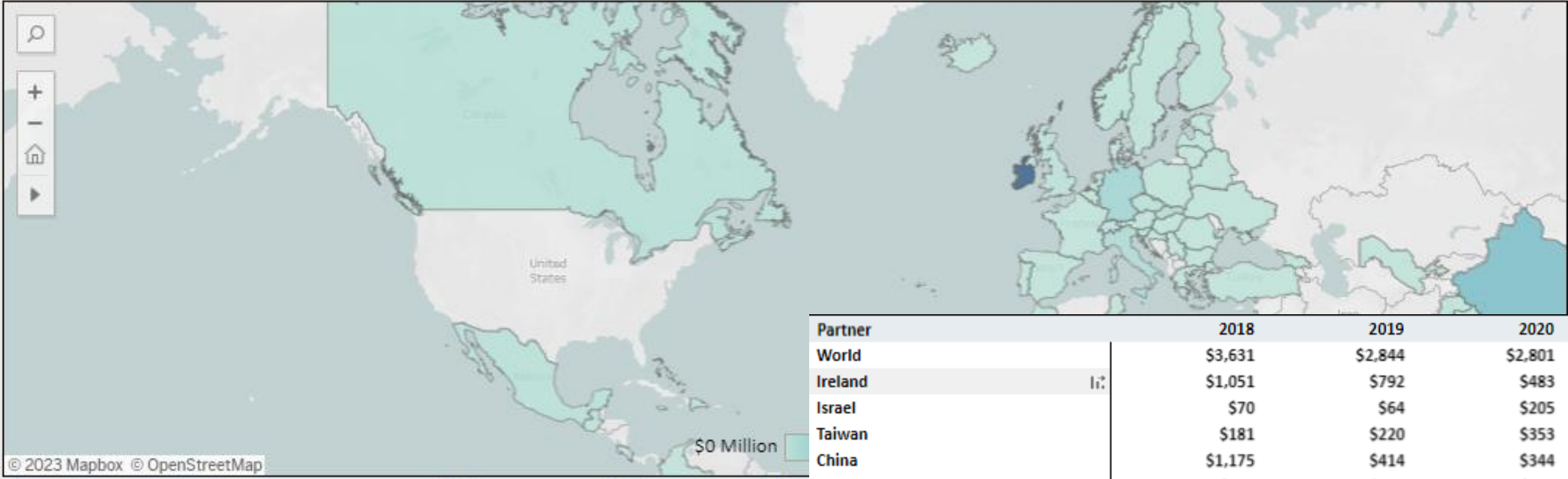
- **97%** = Computer and Electronic Products.
- **2%** = “Goods Reimported”

# Imports



Ireland was the #1 largest importing country to Oregon in Computers and Electronic Products in 2022.

Oregon Imports by Country: 334--Computer & Electronic Products in 2022



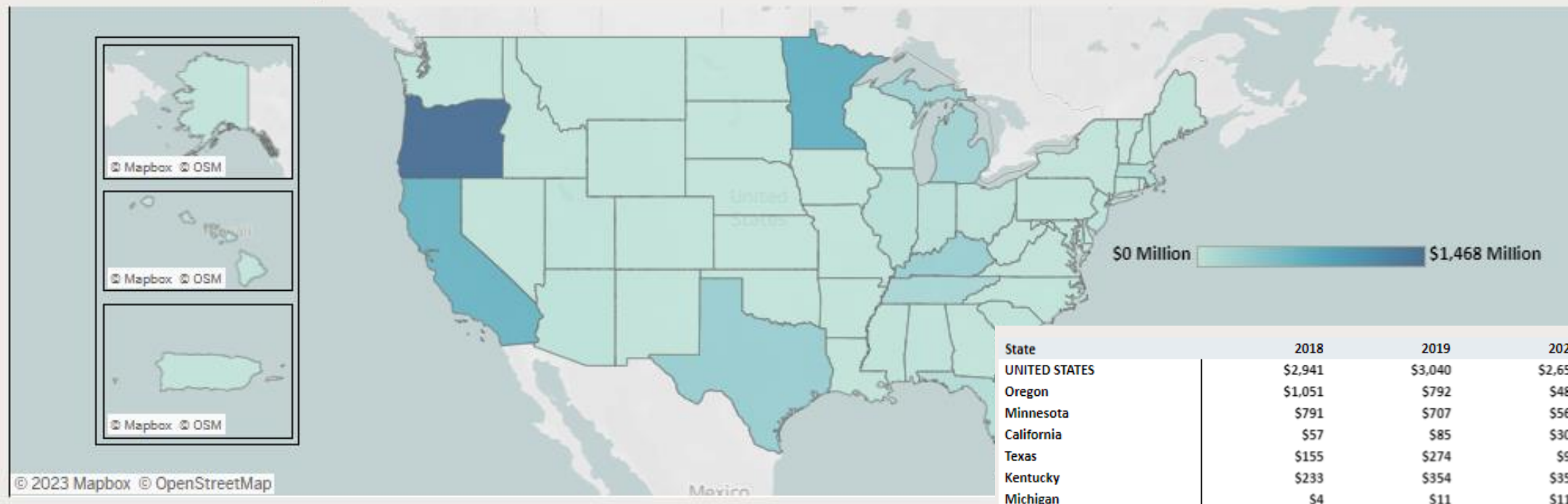
Partner	2018	2019	2020	2021	2022
World	\$3,631	\$2,844	\$2,801	\$5,234	\$5,714
Ireland	\$1,051	\$792	\$483	\$1,568	\$1,468
Israel	\$70	\$64	\$205	\$767	\$912
Taiwan	\$181	\$220	\$353	\$544	\$892
China	\$1,175	\$414	\$344	\$463	\$452
Japan	\$204	\$216	\$180	\$232	\$432
Malaysia	\$195	\$231	\$219	\$512	\$392
South Korea	\$35	\$53	\$41	\$59	\$232
Germany	\$140	\$267	\$256	\$219	\$202

# Imports




Additionally, Oregon was the #1 largest importing state from Ireland in Computers and Electronic Products in 2022.

U.S. Imports 334--COMPUTER AND ELECTRONIC PRODUCTS : Ireland in 2022



# Ireland/Greater Portland Companies





# IRELAND & GREATER PORTLAND

11 July 2023

