



Oregon Child  
Integrated Dataset


[www.oxid-cebp.org](http://www.oxid-cebp.org)


# Senate Education Committee

Informational Hearing

May 18, 2023

# Today's Presentation


- 
- 3:00 **Opening remarks**  
Senator Anderson and Senator Steiner
  - 3:10 **Brief OCID History**  
Pam Curtis
  - 3:15 **Brief OCID Overview**  
Pam Curtis
  - 3:20 **Data Highlights**  
Gretchen Morley
  - Questions?**



## OCID History

# OCID Timeline Past, Present, and Future





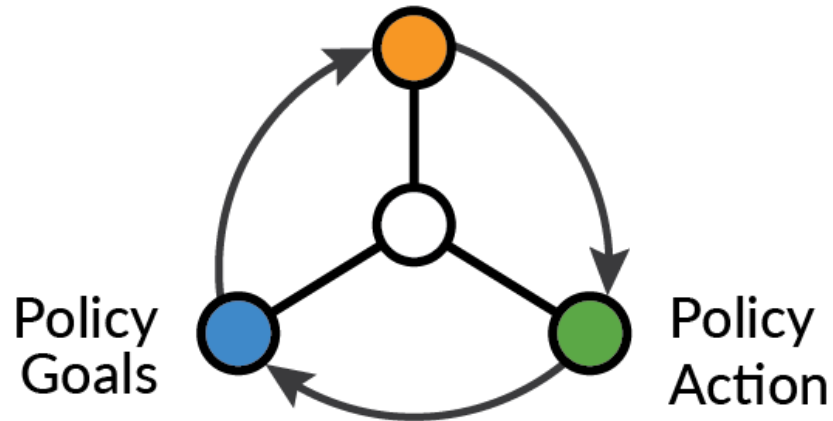
## OCID Overview

# OCID's Charge: Actionable Information for Policymaking

## Core Policymaking Components



Actionable Information ← Oregon Child Integrated Dataset (OCID)



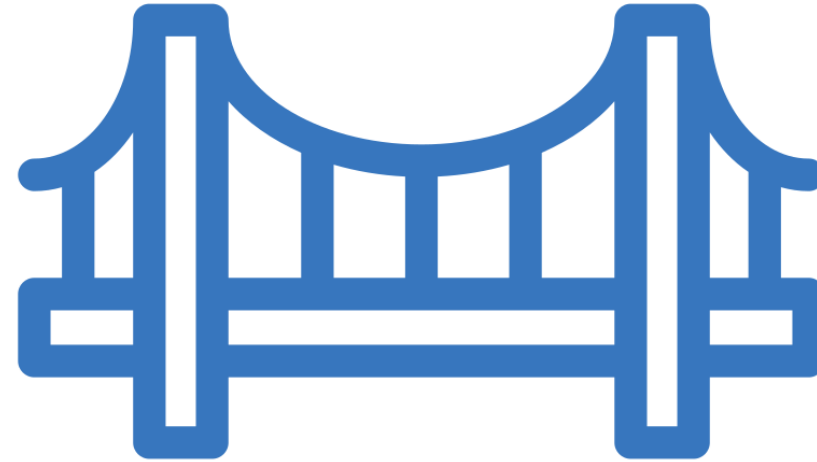
- Non-partisan, objective resource to improve the well-being of all children in Oregon
- Oregon-specific, cross-program data across childhood
- Responsive and accessible in-depth analyses and interactive data visualizations
- Guided by state policymakers and community leaders

# OCID's Data Landscape



## PARTNERSHIP

- Integrated data across state agencies
  - › Oregon Department of Education
  - › Oregon Early Learning Division
  - › Oregon Department of Human Services
  - › Oregon Health Authority
  - › Oregon Youth Authority
- Complimentary state-run integrated data projects
  - › State Longitudinal Data System (SLDS)
  - › ODHS Office of Reporting, Research, Analytics and Implementation (ORRAI)
  - › Children's System of Care Data Dashboard (SB1)

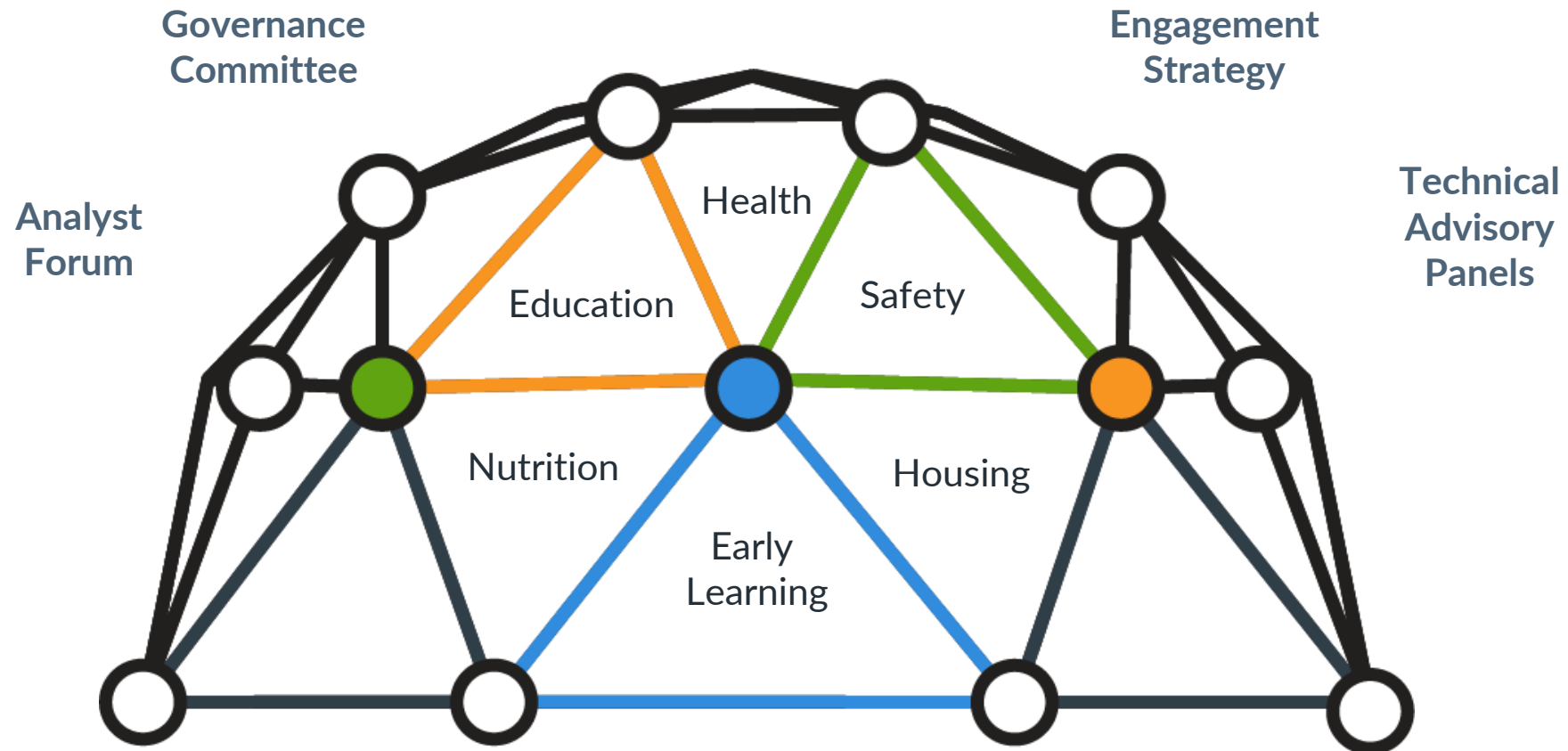


### DATASET ADMINISTRATION

- Administered by the Center for Evidence-based Policy at OHSU
- Overseen by OHSU's Institutional Review Board
- Data matched and deidentified at ODHS Integrated Client Services

# We are all Working on Interconnected Issues and Systems

OCID Advisory Structure: Accountability, Guidance and Connection







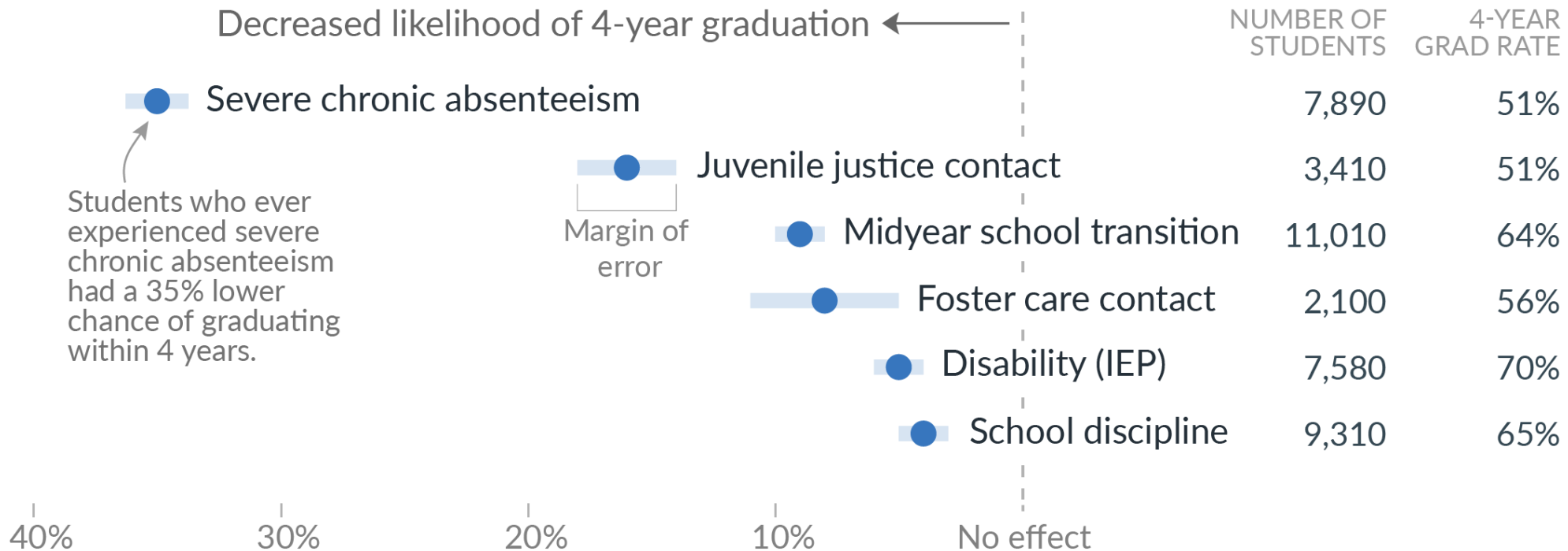
# OCID Data Highlights

# Oregon High School Class of 2020 Analytic Series



## LIKELIHOOD OF GRADUATING IN 4 YEARS

Select predictors for the Oregon high school Class of 2020



*In addition to the listed characteristics, the analysis controlled for sex/gender, deep poverty, prenatal tobacco exposure, and parents' education at birth. The strength of predictors across race and ethnicity groups was similar to those for the whole Class of 2020 cohort.*

# 2020 Graduation Rates by Student and Family Characteristics




Four-year graduation rates of students in the 2020 class by student and family characteristics.

## Indicators of Potential Exposure to Income Insecurity




## Parents' Education at Birth



## Indicators of Potential Exposure to Family or Housing Instability



The graduation rate for the class of 2020 was 81%.



11% of students in the Class of 2020 ever had justice system contact (N = 3,410).

## 4-YEAR GRADUATION RATES

No juvenile justice contact



At least 1 criminal referral



81% of the Class of 2020 graduated in 4 years.

### Definition of juvenile justice system contact:

Youth that ever received a criminal referral, regardless of the outcome of that referral.

# Oregon's Class of 2020 Series: Juvenile Justice Contact & 4-Year Graduation

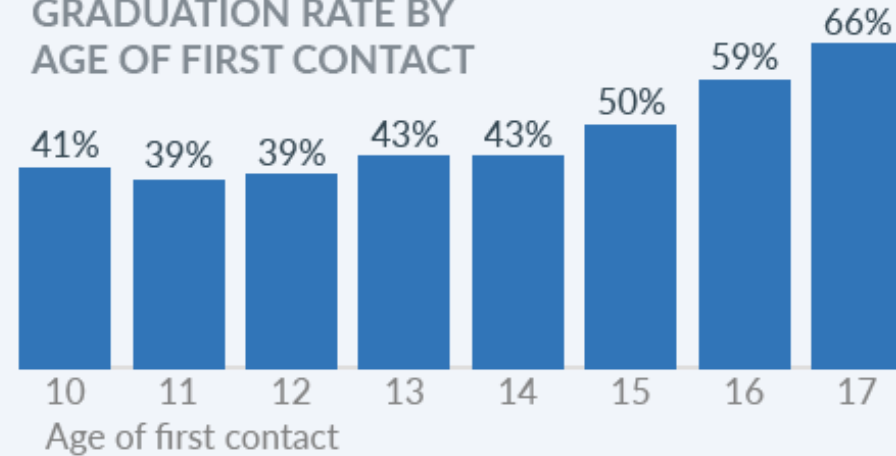
## Timing and Severity



### GRADUATION RATE BY NUMBER OF REFERRALS

Total referrals	Number of students	% graduated in 4 years
1	2,300	61%
2	690	36%
3	260	29%
4+	140	21%

### GRADUATION RATE BY AGE OF FIRST CONTACT



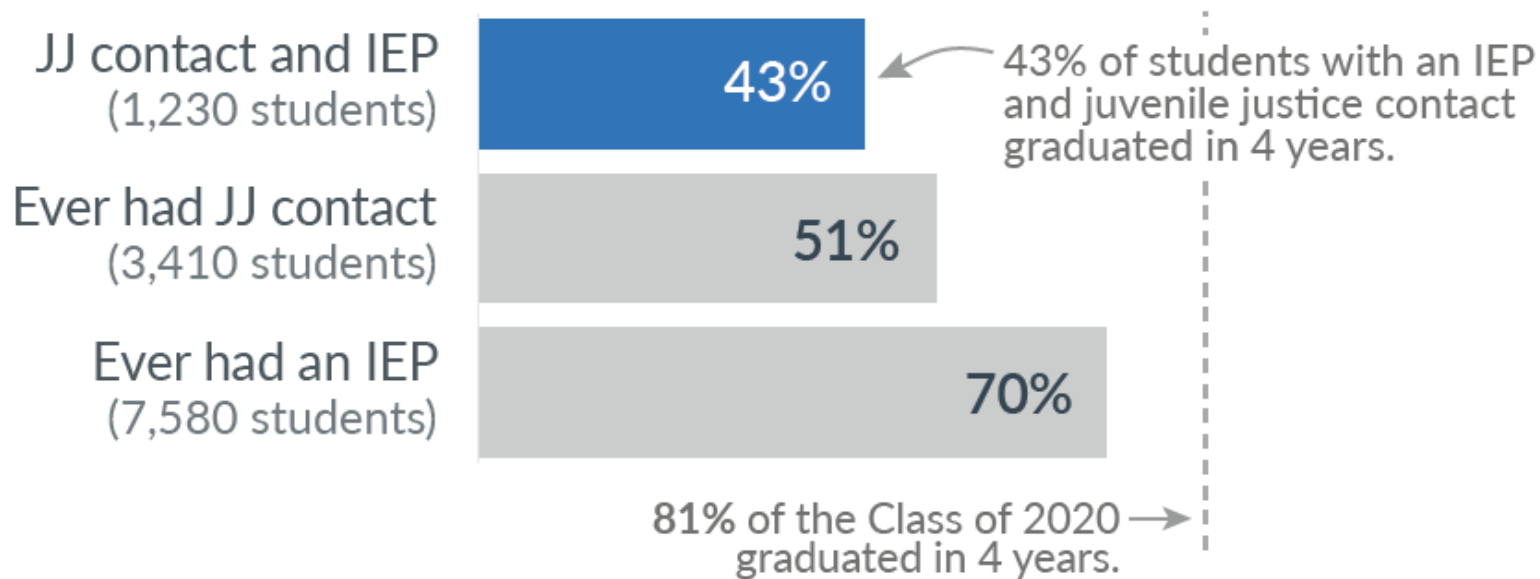
# Oregon's Class of 2020 Series: Juvenile Justice Contact & 4-Year Graduation



Disability Status (Students with an IEP)

## 4-YEAR GRADUATION RATES

Oregon's education system had lower 4-year graduation rates for students with disabilities and JJ contact.



# Oregon's Class of 2020 Series

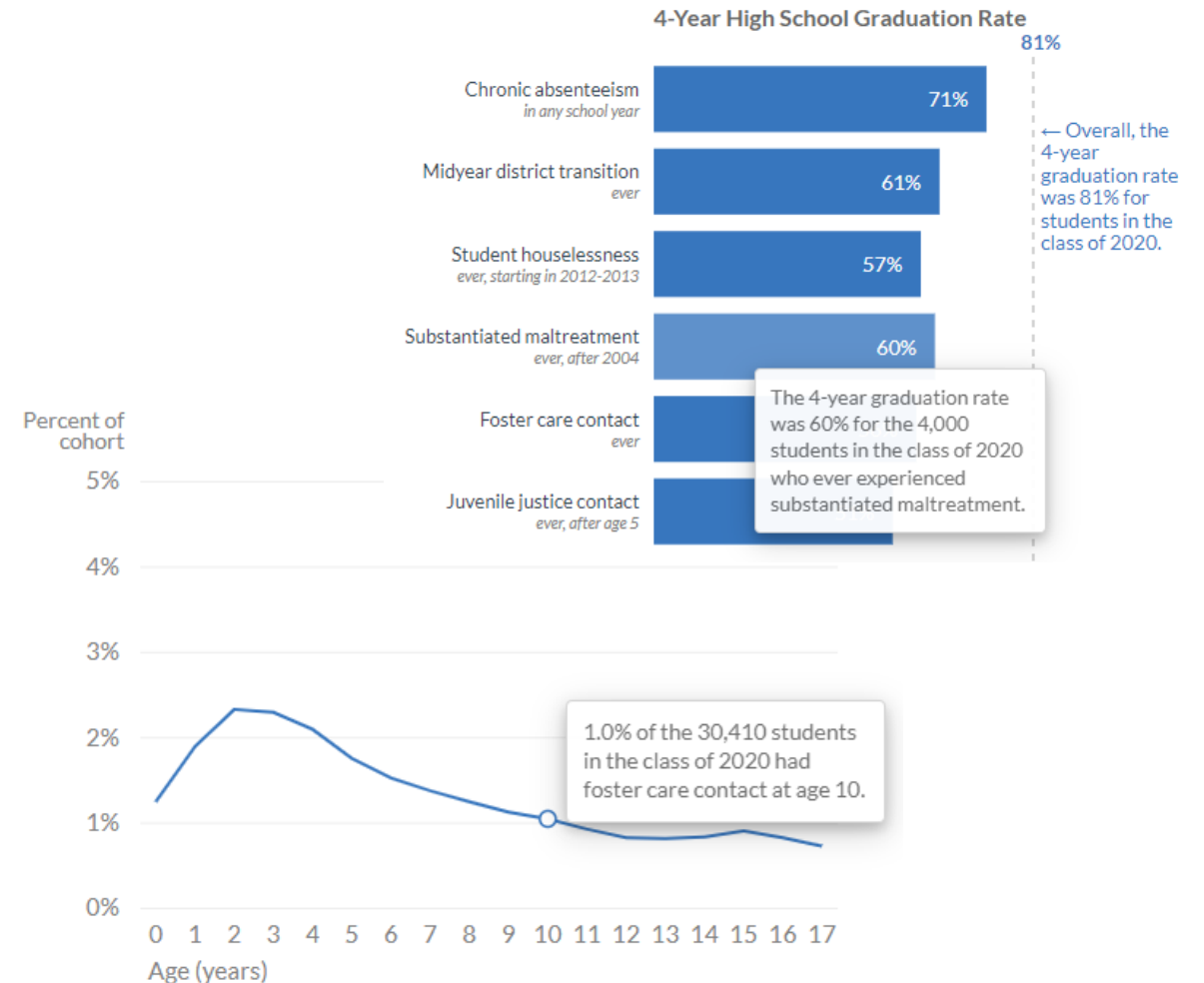
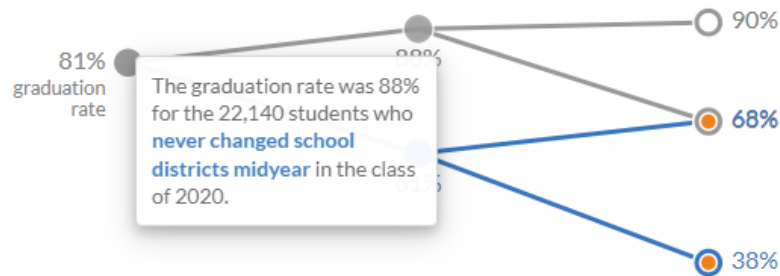
More available at [OCID-CEbP.org](http://OCID-CEbP.org) including Oregon's High School Class of 2020



AVAILABLE NOW!

[www.ocid-cebp.org/ocid-analyses/class-of-2020](http://www.ocid-cebp.org/ocid-analyses/class-of-2020)

- Trends in Student Characteristics Over Time
- 4-Year High School Graduation Rates by Student Characteristics
- 4-Year High School Graduation Rates by Layered Student Characteristics



# Thank you!

Pam Curtis, Center for Evidence-based Policy, [curtispa@ohsu.edu](mailto:curtispa@ohsu.edu)

Gretchen Morley, OCID Project Director, [morlegr@ohsu.edu](mailto:morlegr@ohsu.edu)

Galen Gamble, OCID Project Coordinator, [gambleg@ohsu.edu](mailto:gambleg@ohsu.edu)



[www.ovid-cebp.org](http://www.ovid-cebp.org)