

# Oregon Department of Agriculture 2023-2025 Budget Presentation

---

March 14-16, 2023

*Joint Committee on Ways and Means  
Subcommittee on Natural Resources*



**OREGON  
DEPARTMENT OF  
AGRICULTURE**

**“** *Protect. Promote. Prosper.*

---

**Ensure healthy natural resources,  
environment, and economy for Oregonians  
now and in the future through inspection  
and certification, regulation, and promotion  
of agriculture and food.**

---

*Mission statement*



**OREGON  
DEPARTMENT OF  
AGRICULTURE**

# Oregon Agriculture

## Quick Facts



37,616



44.2 %



220+



58 yr.



97 %



#1

[www.oda.direct/agstats](http://www.oda.direct/agstats)



OREGON  
DEPARTMENT OF  
AGRICULTURE

# Oregon Agriculture Markets

## National



A yellow panel representing national markets. It features a map of the United States with Oregon highlighted. Below the map are images of fresh produce: a bunch of red chard, a potted pink geranium, and a block of Tillamook Medium Cheddar cheese.

## Local/Regional



A green panel representing local and regional markets. It features a map of Oregon with six red location pins. Below the map are logos for several farmers markets and retailers: Bend Farmers Market, Portland Farmers Market, Lane County Farmers Market, Alanath Falls Farmers Market, Baker City Farmers Market, Dari Mart, and Roth's fresh markets.

## International



A blue panel representing international markets. It features a map of the Pacific Northwest region. Below the map are images of agricultural products: a bale of hay, a cluster of blueberries, and a bag of Kettie Brand Potato Chips.



OREGON  
DEPARTMENT OF  
AGRICULTURE

# Economic Impact of Oregon Agriculture

\$ 5 , 0 9 9 , 2 8 8 , 0 0 0

## 15.4% of Oregon's economy

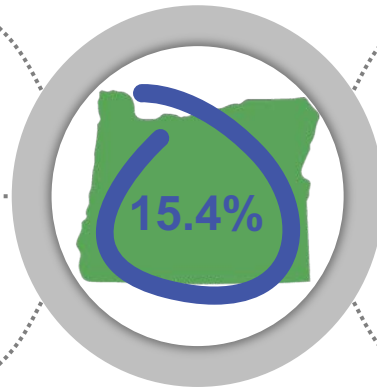
Oregon agriculture contributes \$33.3B to the state's economic footprint.

## Provides 20.3% of Oregon jobs

86,240 employees directly engaged in Oregon agriculture. 30% of farms hire labor outside of owner.

## \$116,276 Average Farm Income

31.4 % of Oregon's agriculture producers realize net income.



## \$4.6 billion in expenses

Oregon agriculture spends \$4.6B on total expense of production.

## \$454 Million Certified Organic Sales

2% of Oregon farms are certified organic.

## 18% Farms Sell Regionally

\$344M local or regional, CSA, farm stands, farmers market sales



**OREGON  
DEPARTMENT OF  
AGRICULTURE**

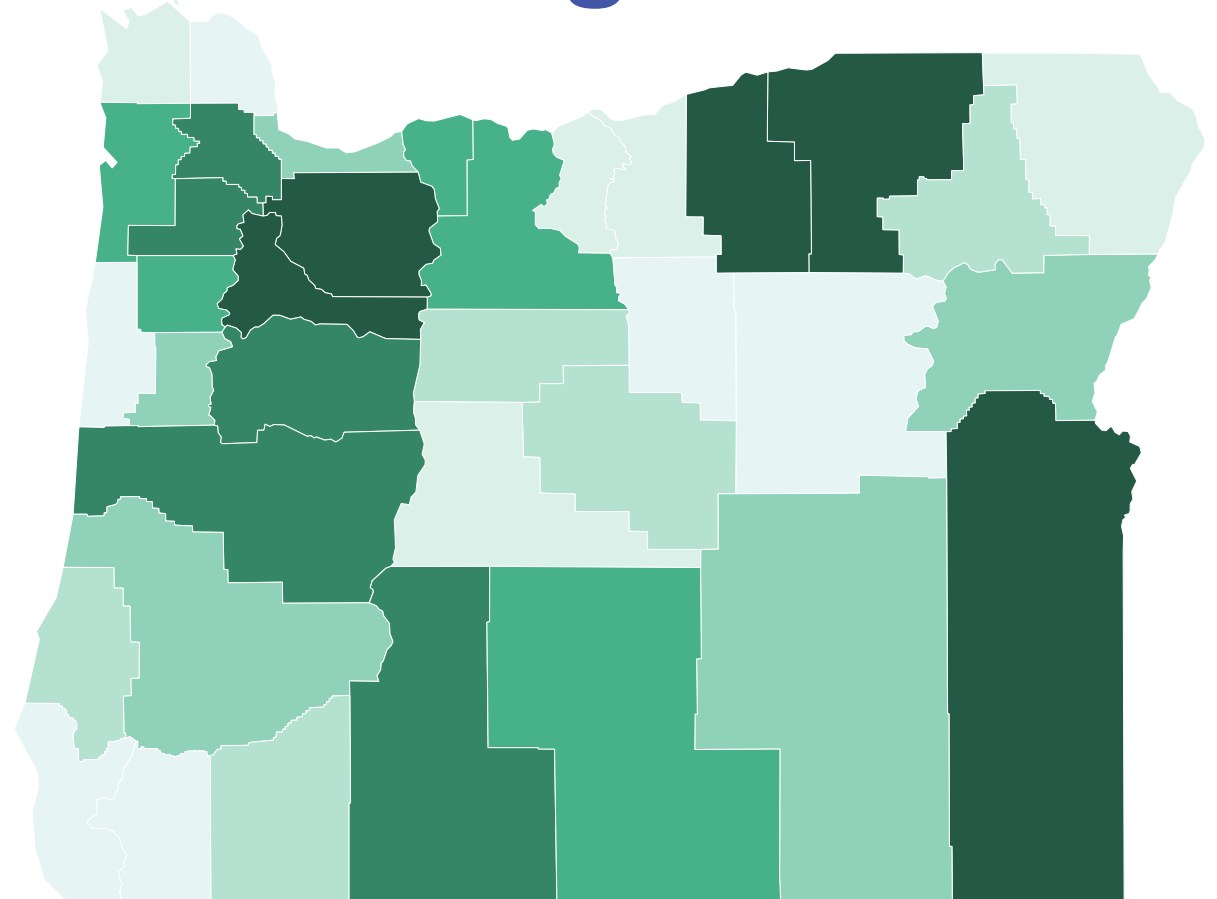
# Agriculture Around Oregon

## Top 5

1. Marion - \$701,580,000
2. Morrow - \$596,487,000
3. Umatilla - \$374,650,000
4. Clackamas - \$373,397,000
5. Malheur - \$343,514,000

## Top 10

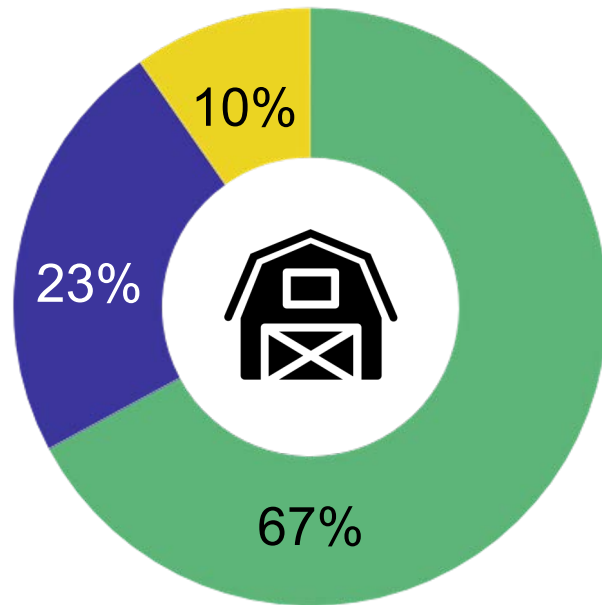
6. Yamhill - \$301,932,000
7. Linn - \$292,044,000
8. Washington - \$290,402,000
9. Klamath - \$192,598,000
10. Lane - \$162,792,000



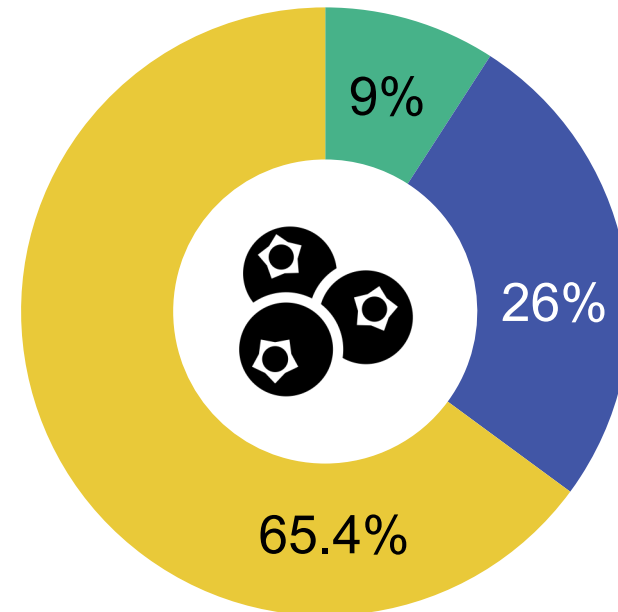
**OREGON  
DEPARTMENT OF  
AGRICULTURE**

# Farm Size vs Production Value

97% Family Farms



Operations by size



Production value by size

1-49 acres (24,924)

50-499 acres (8,556)

500+ acres (3,720)



OREGON  
DEPARTMENT OF  
AGRICULTURE

# Oregon Agriculture

## Top 20 Commodities



## #1 in Production



- Hazelnuts
- Christmas Trees
- Rhubarb
- Potted florist azaleas
- Dungeness Crab
- Crimson Clover Seed
- Orchard grass Seed
- Fescue Seed
- Ryegrass Seed
- Red Clover Seed
- Sugar beet Seed
- White Clover Seed



OREGON  
DEPARTMENT OF  
AGRICULTURE



# Agency Overview

---

*Protect. Promote. Prosper.*




**OREGON  
DEPARTMENT OF  
AGRICULTURE**



**OREGON  
DEPARTMENT OF  
AGRICULTURE**


# Meaning Behind Our Logo



**Sun**

As the most important source of energy for life on Earth, the sun in our logo represents hope and optimism as we move into our future—both as an organization and as a people.

**Yellow represents:** eastern Oregon, fields of wheat, sun




**Leaves**

The green leaves depict growth, longevity, hope, renewal, and rebirth.

**Green represents:** the fertile Willamette Valley, growth




**OREGON  
DEPARTMENT OF  
AGRICULTURE**



**Water**

The water is pure, energizing and a continuous cycle. It is tied to transformation, motion and life.

**Blue represents:** Oregon's open waters, fishing, rivers, lakes, rain



**Circle**

These elements come together to form a circle. This represents the "O" in Oregon, our planet, wholeness, the infinite, eternity, timelessness.

*This circle reinforces the logo, our state and used as a brand element.*

# Oregon Department of Agriculture



ODA's vision is to serve the changing needs of Oregon's diverse agriculture and food sectors to maintain and enhance a healthy natural resource base and strong economy in rural and urban communities across the state.



**Protect. Promote. Prosper.**



**OREGON  
DEPARTMENT OF  
AGRICULTURE**



# Protect. Promote. Prosper.

## State Meat Inspection

1<sup>st</sup> West Coast state approved by USDA to inspect local meat processing to expand opportunities.



## ODAP

Provided \$20M to farmers and ranchers to recover from natural disasters.



## Trade and Marketing

Restarted marketing activities locally and abroad to support ag economic development.



## High Path Avian Influenza

Respond to national outbreak to mitigate the spread and impact of HPAI in domestic and wildlife populations.



# Organizational Structure



## Organizational Chart

Updated 2/2023



Market Access & Certification Programs Jess Paulson Casey Prentiss	Food Safety & Animal Health Programs Rusty Rock	Natural Resources Programs Isaak Stapleton	Plant Protection & Conservation Programs Chris Benemann
<ul style="list-style-type: none"> <li>• Ag. Dev. &amp; Marketing</li> <li>• Commodity Commissions</li> <li>• Farm to School</li> <li>• Farm Direct Nutrition</li> <li>• Mach. &amp; Equip. Certification</li> </ul> <p><b>Casey Prentiss</b></p> <ul style="list-style-type: none"> <li>• Commodity Inspection</li> <li>• Grain Warehouse</li> <li>• Hops/Hay/Grain Insp.</li> <li>• Specialty Crop Grants</li> <li>• Weed-free forage</li> </ul> <p><b>Susanna Pearlstein</b></p> <ul style="list-style-type: none"> <li>• Certification Services</li> <li>• Produce Safety</li> <li>• Smoke Management</li> </ul> <p><b>Elizabeth Savory</b></p> <ul style="list-style-type: none"> <li>• Plant Health &amp; Lab</li> <li>• Seed Regulatory</li> <li>• Smoke Management</li> </ul> <p><b>Steven Harrington</b></p> <ul style="list-style-type: none"> <li>• Metrology Lab</li> <li>• Motor Fuel Quality</li> <li>• Weights &amp; Measures</li> <li>• Egg Laying Hens</li> </ul>	<p><b>Rusty Rock</b></p> <ul style="list-style-type: none"> <li>• Animal Identification</li> <li>• Predator Control</li> </ul> <p><b>John Burr</b></p> <ul style="list-style-type: none"> <li>• Food Processing</li> <li>• FDA Contracts</li> <li>• HACCP</li> </ul> <p><b>Karel Smit</b></p> <ul style="list-style-type: none"> <li>• Dairy</li> <li>• Shellfish Biotxin Testing</li> <li>• Shellfish Plat Leasing</li> <li>• State Meat Inspection</li> </ul> <p><b>Erin Lockett</b></p> <ul style="list-style-type: none"> <li>• Cannabis</li> <li>• Retail Food</li> </ul> <p><b>Ryan Scholz</b></p> <ul style="list-style-type: none"> <li>• Animal Health &amp; Lab</li> <li>• Animal Rescue</li> <li>• Commercial Animal Feeds</li> <li>• Nat. Poultry Improvement Program.</li> <li>• Feeds</li> </ul> <p><b>Kathleen Wickman</b></p> <ul style="list-style-type: none"> <li>• Laboratory Services</li> </ul>	<ul style="list-style-type: none"> <li>• Land Use</li> </ul> <p><b>Marganne Allen</b></p> <ul style="list-style-type: none"> <li>• Ag Channel Maintenance</li> <li>• Agricultural Water Quality</li> <li>• Soil &amp; Water Conservation Districts</li> </ul> <ul style="list-style-type: none"> <li>• GIS Mapping</li> </ul> <p><b>Gilberto Uribe Valdez</b></p> <ul style="list-style-type: none"> <li>• Pesticides Certification, Training &amp; Registration</li> <li>• Pesticide Analytical &amp; Response Center</li> <li>• Pesticide Stewardship</li> </ul> <p><b>Toby Primbs</b></p> <ul style="list-style-type: none"> <li>• Pesticide Enforcement</li> </ul> <p><b>Wym Matthews</b></p> <ul style="list-style-type: none"> <li>• Confined Animal Feeding Operations</li> <li>• Fertilizers</li> <li>• Soil Health</li> </ul>	<ul style="list-style-type: none"> <li>• Native Plant Conservation</li> <li>• Oregon Invasive Species Council</li> <li>• State Plant Regulatory Official</li> </ul> <p><b>Chris Benemann</b></p> <ul style="list-style-type: none"> <li>• Nursery &amp; Christmas Tree</li> </ul> <p><b>Cody Holthouse</b></p> <ul style="list-style-type: none"> <li>• Insect Pest Prevention &amp; Management</li> </ul> <ul style="list-style-type: none"> <li>• Apiary</li> </ul> <p><b>Troy Abercrombie</b></p> <ul style="list-style-type: none"> <li>• Noxious Weed Control</li> <li>• Weed Grants</li> </ul> <p><b>Alan Hanson</b></p> <ul style="list-style-type: none"> <li>• Hemp</li> </ul>



# 2023-25 ODA's Budget

	2021-23 Legislatively Approved Budget	2023-25 Current Service Level	2023-25 ODA's Budget
<b>General Fund</b>	\$80,505,340	\$31,868,878	\$31,532,966
<b>Lottery Funds</b>	\$11,588,227	\$8,859,764	\$8,802,247
<b>Other Funds</b>	\$123,504,515	\$86,735,866	\$89,856,981
<b>Federal Funds</b>	\$18,626,329	\$17,293,002	\$18,987,748
<b>Total Funds</b>	\$234,224,411	\$144,757,510	\$149,179,942
<b>Positions</b>	536	500	522
<b>Full-Time Equivalent</b>	407.50	384.09	402.40

# 2023-25 Budget Funding Sources



## General Fund

Funds appropriated by the State of Oregon



## Lottery Funds

M76 - IPPM, Water Quality, SWCDs, Weed & Invasive Species



## Other Funds

\$60.7M from licenses, registrations, and fees charged for services



## Federal Funds

Shared programs with EPA, FDA, USDA, BLM, USFW



**OREGON  
DEPARTMENT OF  
AGRICULTURE**



# Significant Changes



## Pkg 090 Analyst Adjustments

Vacancy savings reduction (\$1,814,527) Total

- (\$1,652,238) GF / (\$162,289) LF

## Pkg 091 Additional Analyst Adjustments

Reductions and one-time fund shifts

- (\$1,704,540) GF / \$162,689 LF / \$160,161 OF / \$140,768 FF

## Budget Enhancements

- Pkg 210 – Food Safety Racial Equity Impact Statement
- Pkg 230 – Cannabis Lab Capacity
- Pkg 091 Adds \$1,000,000 GF for special payments to PARC



**OREGON  
DEPARTMENT OF  
AGRICULTURE**

# Recommended Fee Changes

## Fee Ratification



- Pkg 270 – Weights & Measures Fee Increase
  - \$350,000 OF
- Pkg 463 – Fee Ratification \$1,767,946 OF
  - Livestock ID
  - Food Safety Program
  - Pesticides Program
  - Certifications Program
  - Seed Program



**OREGON  
DEPARTMENT OF  
AGRICULTURE**

# ODA Program Areas



Food Safety &  
Animal Health



Natural Resources  
Programs



Market Access  
& Certification



Plant Protection  
& Conservation



Administrative  
Services



**OREGON  
DEPARTMENT OF  
AGRICULTURE**

# Food Safety and Animal Health (FS/AH)



## ✓ Food Safety Program

To prevent foodborne illness we inspect, educate, and enforce Oregon's food safety and sanitation laws. \*State Meat Inspection

## ✓ Animal Health

To promote and protect Oregon's livestock we control diseases, prevent theft, support predator control, and ensure animal feed is safe.

## ✓ Lab Services

Internationally and nationally accredited labs to support agriculture and other local, state, and federal agencies.



**OREGON  
DEPARTMENT OF  
AGRICULTURE**



# FS/AH 2021-23 Highlights



## ✓ Reusable Container Rule

Updated rules to responded to changes in consumer behavior and demand to provide food retail facilities flexibility to allow the use of reusable containers.

## ✓ Livestock ID (Brands)

Approx. 1.1 million cattle and horses inspected annually for ownership verification.

Restructured so regional managers can have direct interaction with regional inspectors.

## ✓ Lab Services

Receives over 5,000 samples and timely processes over 12,000 tests annually.

Maintained ISO accreditation.



**OREGON  
DEPARTMENT OF  
AGRICULTURE**

# FS/AH 2023-25 Budget



## CSL Changes

**Pkg 090 – Vacancy Savings (\$588,109) GF**

**Pkg 091 (\$523,666) AF**

- Predator Control Payments (\$523,666) GF
- Shellfish Fund Shift (\$43,540) GF / \$43,540 OF
- Animal Health Fund Shift (\$31,322) GF / \$31,322 FF

**Pkg 210 – REIS Pilot \$252,146 (GF)**

**Pkg 230 – Cannabis Lab \$2,281,689 (OF)**

**Pkg 260 – Avian Influenza (Cont.) \$177,409 (FF)**



**OREGON  
DEPARTMENT OF  
AGRICULTURE**

# Natural Resource Program Area (NRPA)



## ✓ **Water Quality**

Compliance to prevent pollution and soil erosion from agricultural activities and partnerships to help working lands achieve water quality goals

## ✓ **Agriculture & Consumer Products**

Regulate and educate on the sale and use of pesticides, fertilizers, and soil amendments to support the safe and effective agriculture production.

## ✓ **Natural Resource Protection**

Incorporate Oregon's land use laws, CAFO laws, and Right to Farm laws to sustain natural resources for future generations.



**OREGON  
DEPARTMENT OF  
AGRICULTURE**

# NRPA 2021-23 Highlights



- ✓ **Update ODA-DEQ Water Quality MOA**

Worked with agency staff, Board of Ag, EQC, Tribes, and public to better achieve water quality goals related to ag nonpoint source pollution.

- ✓ **Pesticide Enforcement Backlog Elimination**

Made significant progress on COVID-related backlog of 250+ cases and adjusted case review process to reduce future backlogs.

- ✓ **Pesticide Certification Improvements**

EPA approval of Oregon pesticide applicator certification plan with updates to federal regulations; will be fully implemented by 2030.



**OREGON  
DEPARTMENT OF  
AGRICULTURE**



# NRPA 2023-25 Budget

## CSL Changes

### Pkg 090 – Vacancy Savings (\$621,423)

- (\$561,717) GF / (\$59,706) LF

### Pkg 091 \$586,937 AF

- SWCDs – Reduce S&S (\$50,000) LF
- Ag Water Quality - Vacancy savings (\$56,788) LF / \$56,788 OF
- Ag Water Quality - Fund Shift (\$749,724) GF / \$514,613 (LF)
- PSP - Eliminates OF for position (\$127,952) OF
- PARC - Special Payments \$1,000,000 (GF)



# Market Access and Certification (MAC)



## ✓ Market Access

Connect buyers and sellers of Oregon products in domestic and international markets. Coordinate local opportunities with schools to international trade missions.

## ✓ Certification & Inspection

Facilitate successful market activity by ensuring certification standards, grades, size, and quality measures are met.

## ✓ Weights and Measures/Motor Fuels

Inspect and calibrate scales and meters in Oregon to protect the consumer and promote fair market practices. ODA also protects fuel consumers from faulty or false sales of fuels.



**OREGON  
DEPARTMENT OF  
AGRICULTURE**

# MAC 2021-23 Highlights



## ✓ Quality Assurance

16,400,000,000(B) pounds of ag commodities inspected, and 265,000,000(M) pounds of seed tested by ODA for commerce. Over 340 food safety and organic audits performed.

## ✓ Grant Opportunities

Administered six (6) distinct grants to invest over \$10,892,000 in the ag economy, including \$2,000,000 for state meat processing capacity.

## ✓ Consumer Confidence

Over \$107 billion of goods and products are sold over ODA certified scales or meters in Oregon. 63,000+ devices are certified annually to ensure consumer protection, fair competition, and encourage economic prosperity.



**OREGON  
DEPARTMENT OF  
AGRICULTURE**

# MAC 2023-25 Budget



## CSL Changes

**Pkg 090 – Vacancy Savings (\$217,362) GF**

**Pkg 091 (\$141) AF**

- Ag Developing and Marketing Fund Shift (\$75,667) GF  
/ \$37,834 OF / \$37,692 FF

**Pkg 440 – FSMA (Cont.) \$1,400,000 (FF)**



**OREGON  
DEPARTMENT OF  
AGRICULTURE**

# Plant Protection and Conservation Program (PPCP)



## ✓ Nursery, Christmas Tree & Hemp

Prevents the introduction and spread of injurious plant pests and weeds through inspection & certification of Oregon nursery stock. Enforcement of state and federal laws protect and support legal hemp and nursery growing operations.

## ✓ Insect Pest Prevention & Noxious Weeds

Protects Oregon's agricultural and natural resources from damaging insect pests and noxious weeds through statewide survey and eradication efforts.

## ✓ Plant Conservation

Promotes and conserves native plant populations through research, permitting and collaborative projects.



**OREGON  
DEPARTMENT OF  
AGRICULTURE**



# PPCP 2021-23 Highlights



## ✓ Enforcement

Increased testing of licensed hemp growers by 50% and saw a significant decrease in failed Presumptive Testing. Removal of imported & infested geraniums prevented the introduction of a deleterious pathogen of potato and other high value crops.

## ✓ Funding Opportunities

Granted \$450,000 in infrastructure funding to support county-level noxious weed control projects. IPPM maintained \$1million in federal funding to execute 13 statewide projects to safeguard Oregon against destructive plant pests.

## ✓ Growth & Progress

A 50% increase in Native Plant Program staff allowed for state list review of threatened & endangered plants.



**OREGON  
DEPARTMENT OF  
AGRICULTURE**

# PPCP 2023-25 Budget

## CSL Changes

### Pkg 090 – Vacancy Savings (\$128,873)

- (\$26,290) GF / (\$102,583) LF

### Pkg 091 (\$304,052) AF

- Program Director – Limitation Elimination (\$133,048) LF / (\$171,004) OF
- IPPM - Fund Shift (\$97,086) GF / (\$112,088) LF / \$209,174 OF
- Noxious Weed– Fund Shift (\$71,754) GF / \$71,754 (FF)

### Pkg 310 – JB Eradication (cont.) \$2,008,404 (GF)



# Administrative Services (Admin)



## ✓ Director's Office

Provides leadership, coordination, and communication across the agency and throughout Oregon's agricultural community.

## ✓ Board of Agriculture

A 10-member Governor appointed board composed of producers and public members to advise the department.

## ✓ Agency Support Services

Ensures technological, financial, human resource, and facility operations support the success of the staff at ODA.



**OREGON  
DEPARTMENT OF  
AGRICULTURE**



# Admin 2021-23 Highlights



## ✓ Special Projects

Implemented ODAP, administer the wolf depredation program, cannabis policy, public relations, agencywide support.

## ✓ Microsoft 365

Migrated IT platforms to Microsoft 365 to support operational efficiencies.

## ✓ Workday Implementation

Dedicated agencywide resources to implement the new enterprise HR and payroll system.



**OREGON  
DEPARTMENT OF  
AGRICULTURE**

# Administrative 2023-25 Budget



## CSL Changes

**Pkg 090 – Vacancy Savings (\$258,760) GF**

**Pkg 091 (\$111,781) GF / \$111,781 OF**

- Eliminates Farm Mediation Program



**OREGON  
DEPARTMENT OF  
AGRICULTURE**

“

---

**“We are tasked with a higher duty,  
our tomorrow...we take a wider lens  
to safeguard our clean water,  
fertile soil, and ripe abundance for  
generations to come.”**

---

*Excerpt from the ODA manifesto*



**OREGON  
DEPARTMENT OF  
AGRICULTURE**

# Key Performance Measures (KPM)



## KPM # 5 Threatened and Endangered Plants– Below Target

- The complex nature of population dynamics impacts annual results.

## KPM # 6 Pesticide Investigations – Above Target

- Trending down but above target as backlog work nears completion.

## KPM # 7 Non-traditional 3<sup>rd</sup> Party Certificates – Below Target

- Staffing constraints impacted 15-day goal, maintained compliance with USDA.

## KPM # 8 Trade Activities – Exceeded Target

- Trade and marketing activities resume as travel restrictions ease.

# 15% Reduction Option List

## First 5% - \$1.6M General Fund

- Eliminates pass-through funding for USDA Wildlife Services Predator Control\* (\$523,666) GF
- Elimination of the Pesticide Stewardship Partnership Program\*\* (\$1,204,173) GF / (\$1,204,174) OF Total (\$2,408,347)

\*included in Governor's Budget

\*\*Governor's Budget eliminates OF limitation for position



# 15% Reduction Option List

## Second 5% - \$1.6M General Fund

- Eliminates Farm Mediation program and reallocates agency resources to support core agency work\* (\$111,781) GF / \$111,781 OF
- One-time vacancy savings in Procurement and Contracting (\$154,827) GF
- One-time vacancy savings in Natural Resources Program Area (\$169,622) GF
- Reduction to rent at the Food Innovation Center (FIC) for the Regulatory Lab (\$250,000) GF
- One-time shift duties from Marketing to Produce Safety and Certification Programs\* (\$75,667) GF / \$37,834 OF / \$37,692 FF
- One-time fund shift to Other Funds in the Shellfish Program\* (\$43,540) GF / \$43,540 OF
- One-time fund shift to Federal Funds in the Noxious Weed Program\* (\$71,754) GF / \$71,754 FF

\*included in Governor's Budget



# 15% Reduction Option List

## Second 5% - \$1.6M GF Cont.

- One-time fund shift to Federal Funds in the Animal Health Program\* (\$31,322) GF / \$31,322 FF
- One-time fund shift portion of Plant Program Area Director to Other Funds\*\* (\$63,243) GF / \$63,243 OF
- One-time fund shift portion of Plant Office Manager to Other Funds\* (\$33,843) GF / \$33,843 OF
- Reduce GF support for Ag Water Quality Program (\$220,000) GF
- Hold vacant Business Operations Supervisor 2 in Food Safety (\$95,535) GF / (\$125,969) OF
- Hold vacant Compliance and Regulatory Manager 1 in Food Safety (\$139,586) GF / (\$195,314) OF

\*included in Governor's Budget

\*\*Governor's Budget includes fund shift and eliminates limitation



# 15% Reduction Option List

## Third 5% - \$1.6M General Fund

- Eliminates rent at the Food Innovation Center (FIC) for Ag Development and Marketing (\$294,995) GF
- Eliminates Ag Water Quality GF support for contracting with partners for on the ground work (\$430,000) GF
- Additional reduction to rent at the FIC for the Regulatory Lab (\$268,847) GF
- Move a Business Operations Manager 2 position budgeted in Market Access to Administration\* (\$365,339) GF / \$356,339 OF
- Reduction in Natural Resources eliminates participation in water resources planning work (\$232,592) GF

\*included in Package 461



# 15% Reduction Option List

## First 5% - \$443k Lottery Funds

- One-time Services & Supplies reduction in Soil and Water Conservation Districts program\* (\$50,000) LF
- One-time fund shift portion of Plant Program Area Director\*\* (\$56,788) LF / \$56,788 OF
- One-time fund shift portion of Plant Office Manager to Other Funds\* (\$55,300) LF / \$55,300 OF
- Hold vacant Ag Water Quality Compliance Planning Lead\*\*\* (\$309,091) LF

\* included in Governor's budget

\*\* Governor's Budget includes shift and eliminates limitation

\*\*\* Governor's Budget includes vacancy savings as a \$56,788 shift to OF



**OREGON  
DEPARTMENT OF  
AGRICULTURE**

# 15% Reduction Option List

## Second 5% - \$443k Lottery Funds

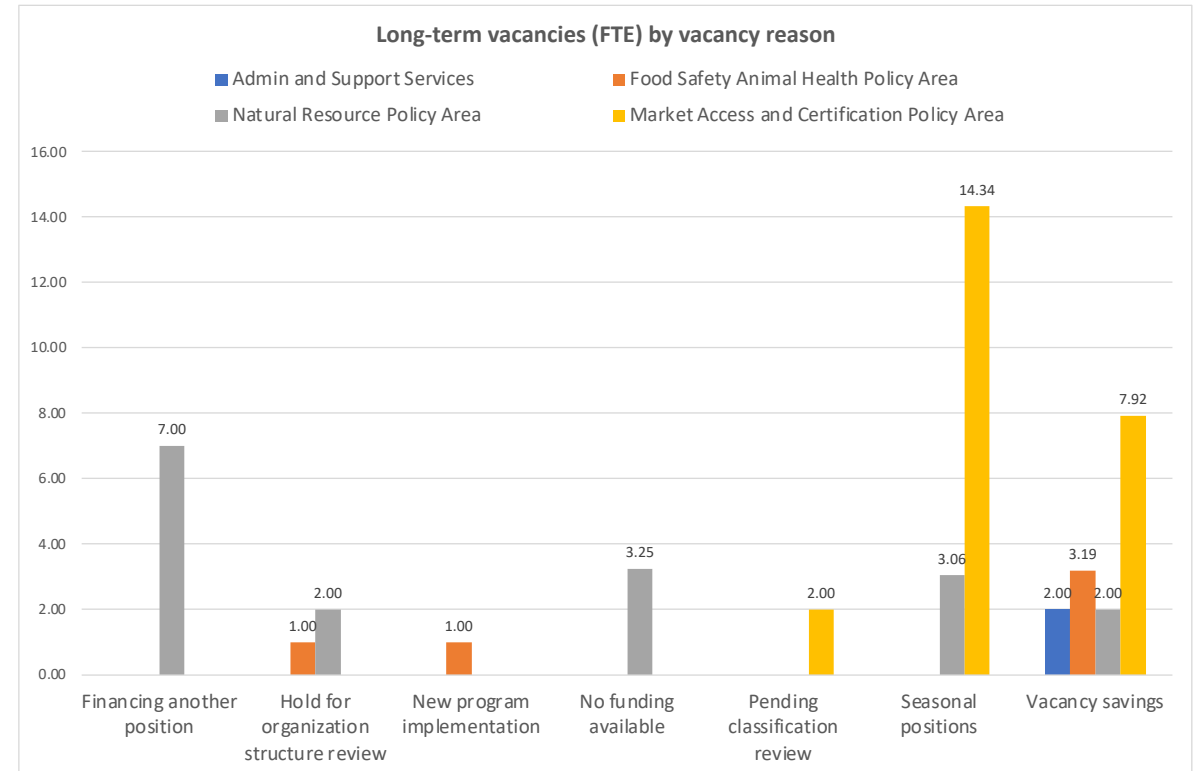
- One-time shift for Oregon Invasive Species Council (\$16,950) LF / \$8,475 OF / \$8,475 FF
- One-time fund shift staff in Noxious Weed Control program (\$100,000) LF / \$100,000 FF
- One-time fund shift staff in IPPM program (\$300,000) LF / \$300,000 FF

## Third 5% - \$443k Lottery Funds

- Additional one-time shift for Oregon Invasive Species Council (\$16,950) LF / \$8,475 OF / \$8,475 FF
- Personal Services cuts to Natural Resources or Plant programs (\$423,885) LF

# Long Term Vacancies

Position	Admin	FS/AH	NRPA	MAC	FTE
Administrative Specialist 1, Office Assistant 1	1.00	0.25			1.25
Agriculture Worker, Laborer/Student Worker			2.27	8.30	10.57
Business Operations Admin 1, Supervisor 2, Office Manager 1		2.00	1.00		3.00
Chemist 2, Clinical Laboratory Scientist, Microbiologist 3		2.83			2.83
Livestock Brand Inspector		0.11			0.11
Natural Resource Specialist 1, Operations & Policy Analyst 3			14.04	6.00	20.04
Procurement And Contract	1.00			1.00	1.00
Shipping Point Inspector 1, 2				8.96	8.96
	<b>2.00</b>	<b>5.19</b>	<b>17.31</b>	<b>24.26</b>	<b>48.76</b>



# Emerging Challenges



**Implementation  
of HB 5006**



**Vacancies**



**Recruitment  
and Retention**



**Grant Programs**



**Workload Increases**



**IT Infrastructure**



**Succession Planning**



**Cyber Security**



**OREGON  
DEPARTMENT OF  
AGRICULTURE**

# 2023 ODA Legislative Bill



HB 2289 – Amending federal code reference for fuel volatility standards to align with recent renumbering of the Clean Air Act by the EPA.

- ✓ **Passed the House of Representatives**
- ✓ **Passed the Senate**
- ✓ **Signed by Governor Kotek**



# **OREGON DEPARTMENT OF AGRICULTURE**



**OREGON  
DEPARTMENT OF  
AGRICULTURE**