

Presentation to the 2023 Joint Ways and
Means Subcommittee on Human Services

Self-Sufficiency Programs

Claire Seguin, Interim Director, Self-Sufficiency Programs

Jessica Amaya Hoffman, Interim Deputy Director, Self-Sufficiency Programs

February 8, 2023

Outline

- I. **Who we are**
- II. Who, where and how we serve
- III. Tracking our progress
- IV. The work ahead
- V. Budget
- VI. Closing remarks

Self-Sufficiency Programs



Building Oregon's foundation

Strengthening Oregon families



Finding and keeping good jobs



Improving our communities



Meet Michael




“Michael is pursuing a position as a peer support with Medicine Wheel... Michael would like to help others by giving back what was once given to him.”

– **SSP Case Manager**

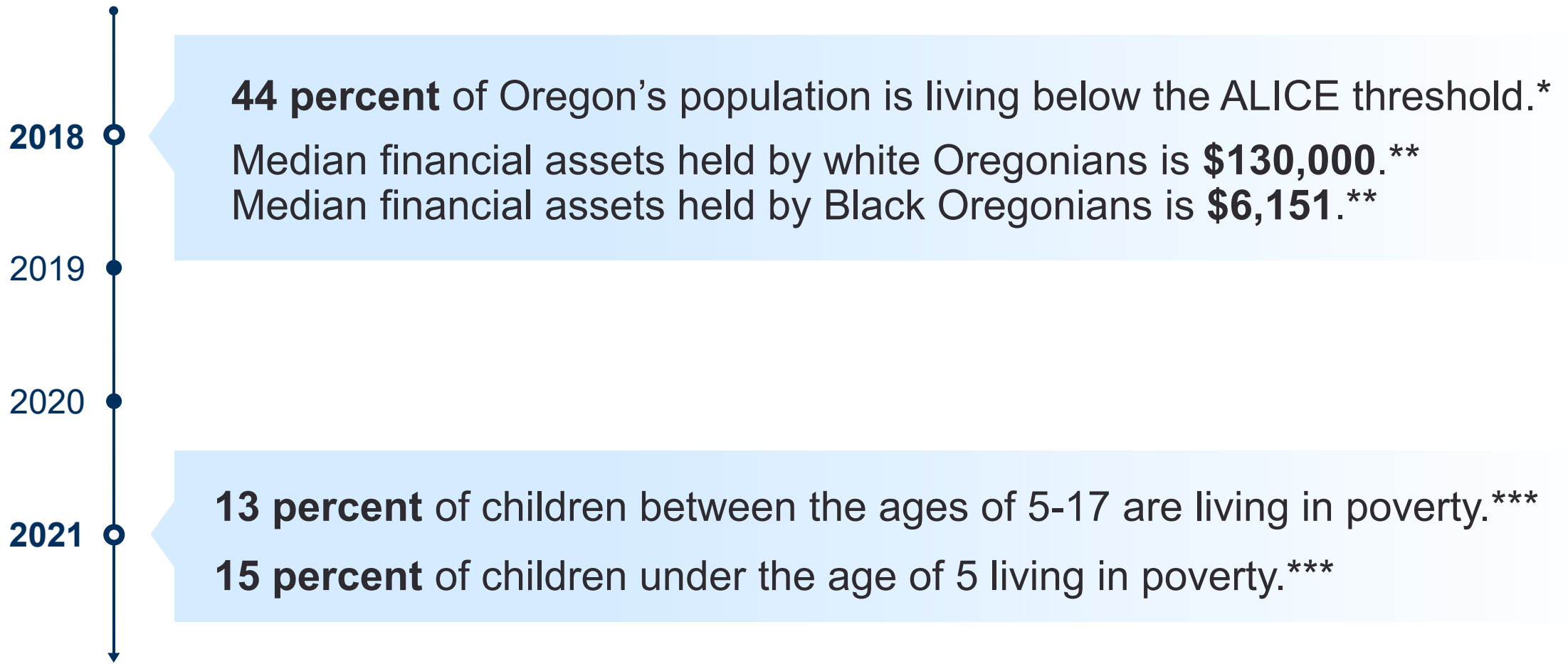


Self-Sufficiency Programs

- Self-Sufficiency Programs (SSP) is made up of many different programs aimed at **meeting people's basic needs** with an end goal to support individual, family and community well-being.
- SSP staff provide **benefits distribution, coaching and navigation** of services and supports to help individuals and families meet their goals.
- SSP provides services to people in Oregon **across the entire lifespan**.
- Benefits and services work together to reduce poverty in Oregon and **stop the cycle of poverty** for the next generation.



Poverty in Oregon



*United for Alice, United Way. <https://www.unitedforalice.org/national-overview>

**Source: Black Wealth Data Center. <https://blackwealthdata.org/explore/assets>

***Source: Official Poverty Measure, U.S. Census Bureau 2021

Our path

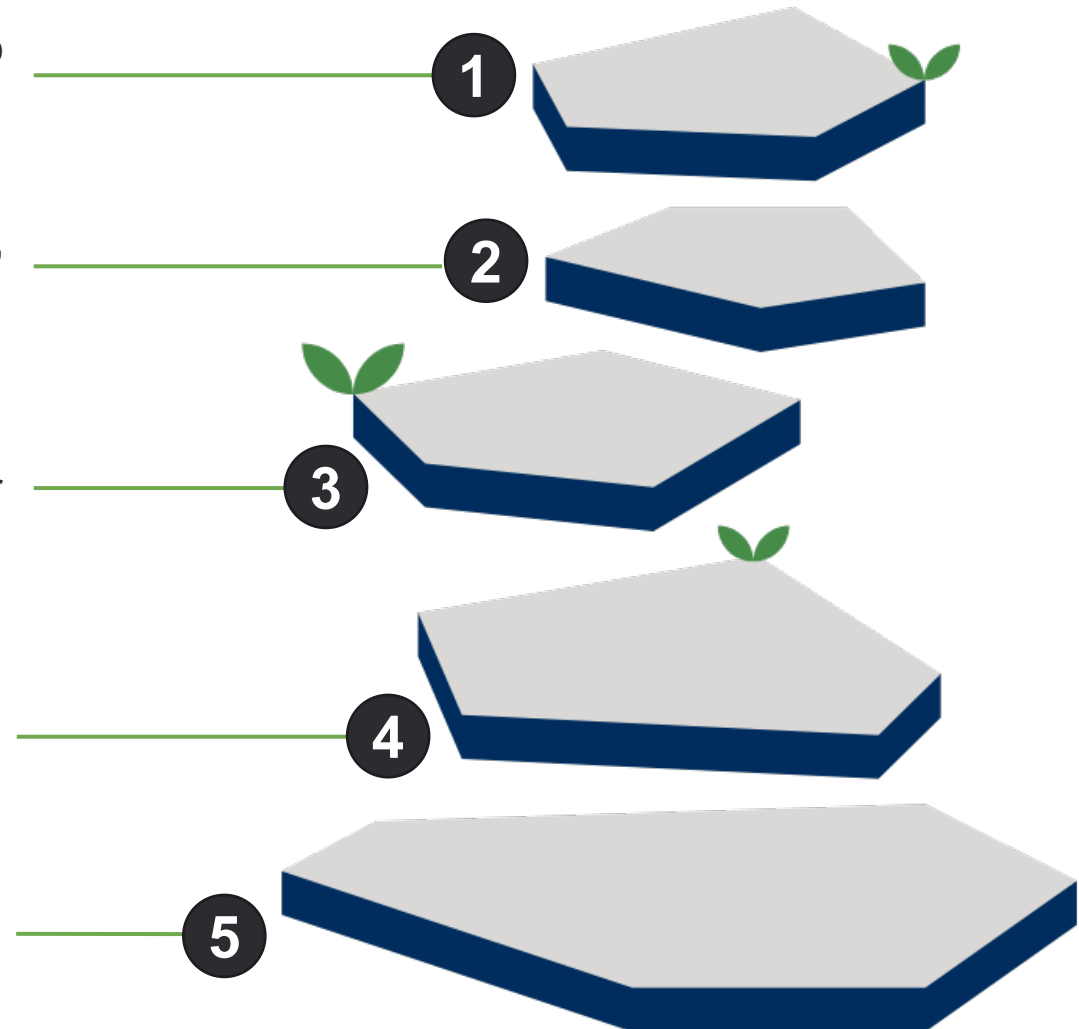
Equity | Address roots of system oppression to make services and supports accessible to all.

Community | Center individual, family, and community voice and experience.

Partnership | Collaborate with community organizations, other programs and state agencies for seamless services and community-specific solutions.

Family Preservation | Access to economic and concrete supports reduces involvement in the child welfare system.

Individual, family and community well-being.

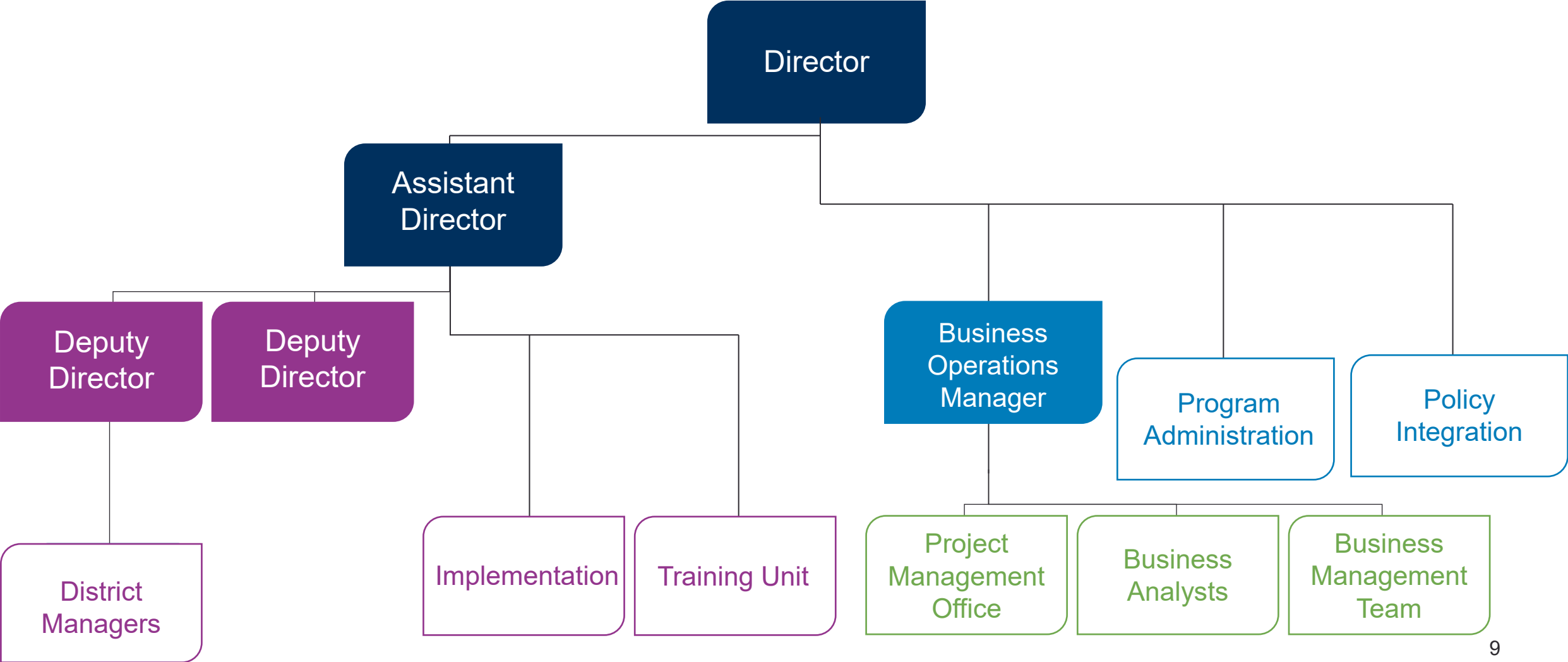


How we serve: Our offerings

- Ensuring all people in Oregon have access to the **culturally appropriate food** they need.
- Providing families with **cash** to meet their basic needs.
- Helping people **find and prepare for jobs**.
- Ensuring **access to affordable child care** for families experiencing poverty.
- Creating **pathways to safety** for domestic violence survivors.
- Linking newly arrived refugees to **resettlement resources**, cash benefits and medical supports so they can make Oregon home.
- Supporting a network of **shelters and supportive services** for young people experiencing homelessness or housing instability.
- Referring people to **medical insurance resources**.



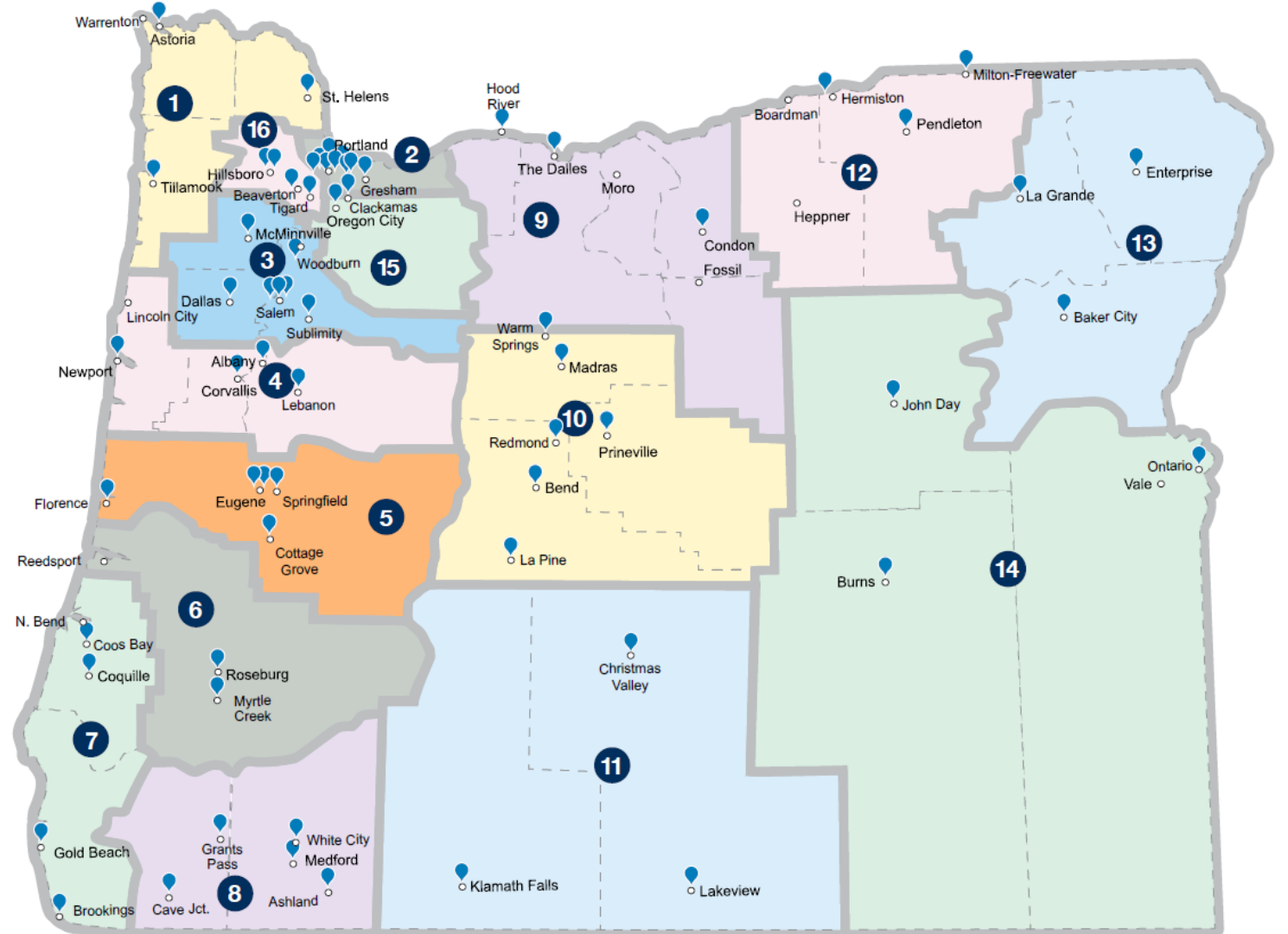
How we're organized



Where we serve

Key

- Districts for Child Welfare and Self-Sufficiency Program (SSP) Offices
- 📍 SSP Offices



Our workforce

- Build a **diverse, supported, skilled, respected and engaged** workforce that reflects and embraces the communities we serve.
- Improved support for equity-focused **recruitment, selection, and onboarding**.
- Improved **oversight and management** of non-budgeted positions within SSP.
- **Retention efforts** targeted for employees of color and employees under two years of service.
- Training and professional **development informed through an equity lens** and lived experience.



SSP employees identifying as persons of color



Partnering with communities

Community engagement is an intentional, collective process during which people share their experiences and work together to create equitable and positive change. It is essential to dismantling systemic and institutional racism and other oppressions because it is how we develop, implement and integrate emerging community-driven best practices.

SSP community engagement efforts

- TANF Redesign Partnership
- Youth Experiencing Homelessness Advisory Board
- Poverty Relief Taskforce
- SSP Partner Call
- Network of Host Home Organizations



Outline

- I. Who we are
- II. Who, where and how we serve**
- III. Tracking our progress
- IV. The work ahead
- V. Budget
- VI. Closing remarks

How our programs affect Oregon communities

Families have the resources needed for their **children's healthy development.**



Kids are better fed, helping them be **ready to learn at school.**



People can **focus on family well-being** instead of on financial stress.



Strong and thriving communities

People have access to training and support services to help them **meet their employment goals.**



Survivors and their children can **safely leave an abusive home** and rebuild.



People have **access to affordable, quality housing and child care.**



Young people have their **basic needs met** and have **safe and stable places to live.**



How we serve: Our programs

Supplemental Nutrition Assistance Program	1 in 6 people	SNAP Employment and Training (E&T)	19.2K people
Temporary Assistance for Needy Families	55K children	Job Opportunity and Basic Skills (JOBS)	33.4K people
Refugee Cash Assistance	900 refugees	Arrivals to Oregon	1.2K refugees from 19 countries
Employment Related Day Care	26.2K children		
Domestic Violence Services	5.8K survivors		
Youth Experiencing Homelessness Program	3.6K youth contacts		

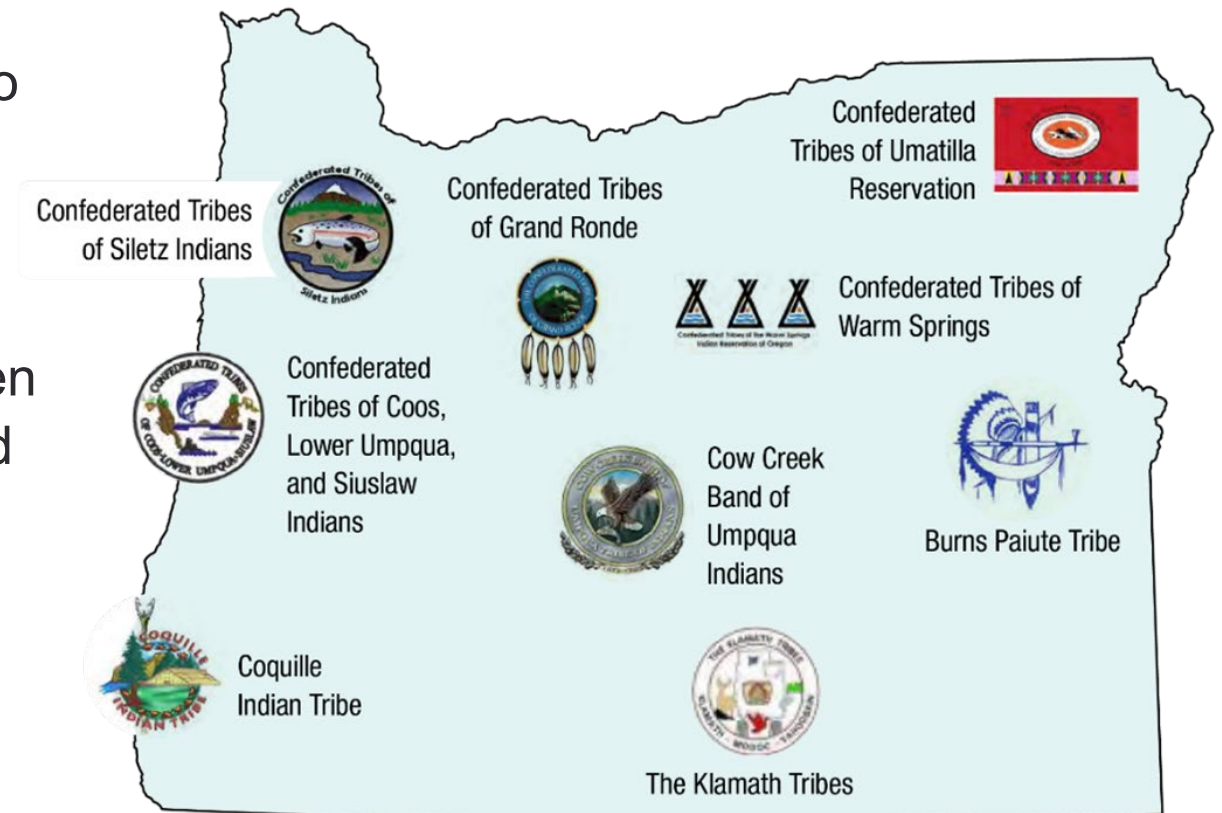
Data based on SFY 2022

Tribal engagement

Examples of 2021-23 government-to-government relations:

- Consulting with Tribal Leaders in Oregon to implement investments benefiting survivors of domestic violence and sexual assault
- Partnered with Klamath Tribes to strengthen family preservation work through dedicated staff and co-location

Oregon's Nine Federally Recognized Tribes



Ending youth homelessness

Housing for youth: Why it matters

Young people experiencing homelessness are **particularly vulnerable.**

Youth face disproportionate barriers to affordable housing access.

The adult homelessness system **is not designed to serve youth.**

Black, Indigenous and youth of color and youth identifying as LGBTQIA2S+ are significantly more likely to experience homelessness.

Youth of Color Disproportionately Impacted by Housing Instability

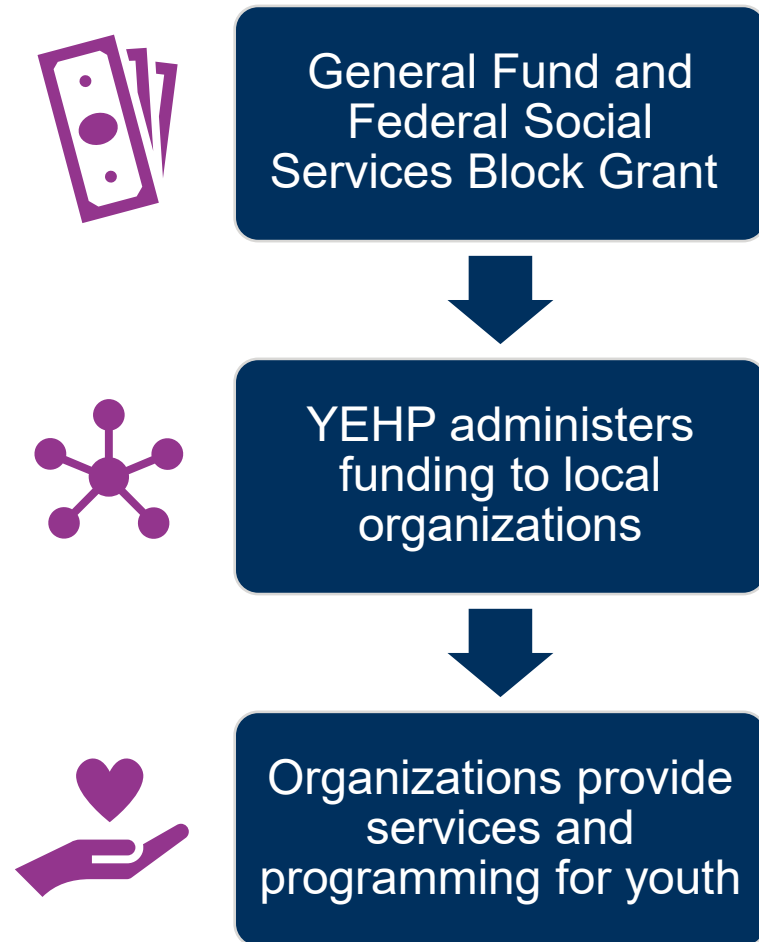
Voices of Youth Count: National Estimates Report

Better Off in a Shelter? A Year of Homelessness & Housing among Status Immigrant, Non-Status Migrant, & Canadian-Born Families

LGBTQ Young Adults Experience Homelessness at More than Twice the Rate of Peers



Youth Experiencing Homelessness Program (YEHP)



“Thanks to the Transitional Living Program, one of our youth has received three pay raises at his new job, opened a bank account and contributed \$4,000 to his savings. TLP gave him the opportunity he needed to demonstrate the resiliency and strength of his character.”

– Yamhill Community Action Partnership

Youth housing: 2021-23 accomplishments




Service Locations

increased from 12 to 26 counties, better serving rural areas




Grants & Contracts

increased from 24 to 55, nearly doubling funding opportunities



Providers

increased from 13 to 34, almost tripling program presence



- Host Home Project
- Increased Transitional Living Program investment
- Youth-specific affordable housing units

Housing supports for people in poverty

1/2 of all people on SNAP are unable to afford their housing costs.*



Less than 15%

of families on TANF are receiving a housing subsidy.**



At least \$2.4M

TANF support services funds were spent on housing in 2022.



*ODHS SSP SNAP Participant Survey, Summer 2022

**Administration for Child and Families data, 2020.

https://www.acf.hhs.gov/sites/default/files/documents/ofa/fy2020_characteristics_data_final.pdf

Cash assistance

Cash assistance: Why it matters

Cash assistance is critical for families who experience crisis and struggle to pay for basics necessities.

People of color are disproportionately impacted by poverty as are residents of rural communities, women, youth, LGBTQ communities, people with disabilities, immigrants and refugees.

Increasing income for families experiencing poverty relieves the stress that results from scarcity, which is linked to lasting consequences for children's brain development and physical health.



Greg J. Duncan and Katherine Magnuson, "The Long Reach of Early Childhood Poverty," *Pathways*, Winter 2011, http://www.stanford.edu/group/scspi/media/pdf/pathways/winter_2011/PathwaysWinter11_Duncan.pdf
Chapin Hall (2022). Child and Family Well-being System: Economic & Concrete Supports as a Core Component. <https://www.chapinhall.org/wp-content/uploads/Economic-Supports-deck.pdf>

Cash assistance: Overview

Temporary Assistance for Needy Families


The **TANF cash grant** assists families experiencing low income to meet their basic needs. The maximum cash grant for a family of three is \$506.

Refugee Program

The **Refugee Cash Assistance program** provides people with eligible immigration statuses with cash for up to twelve months from their arrival date in the U.S.

Temporary Assistance for Domestic Violence Survivors

The **TA-DVS cash grant** provides a maximum of \$1,200 over a 90-day eligibility period for families whose safety is at risk due to domestic violence.



Monthly TANF benefit for a single parent family of three



Earned Income Tax Credit (EITC)

Opportunity

- EITC is under-utilized in Oregon but has great potential to help people exit poverty and improve outcomes for child well-being.
- Many people don't know they are eligible to receive EITC or aren't required to file taxes.

Solution: House Bill 4117

- Effort of a broad coalition of anti-poverty organizations
- \$4M per year grant program
- Awarding **\$2.7M** this biennium to **13 organizations** across the state, including the Confederated Tribes of the Umatilla Indian Reservation.
- Tax preparation in at least **seven languages**



Cash assistance: 2021-23 accomplishments

In 2022, the Oregon Legislature approved a series of investments to improve access to cash supports, including:

- **Funding triannual clothing allowances** that helps parents buy seasonally appropriate clothing for their children
- Permanently **ending full-family sanctions** which deny cash to entire families when the caretaker is “noncompliant” with program requirements
- Investing in the **Family Supports & Connections** program
- **Increasing the resource limit** allowing more families to access TANF
- TANF **Behavioral Health** pilot



Food access

Food access: Why it matters

\$342

Approx. monthly cost of food per person (U.S.)

\$162

Average monthly SNAP benefit per person

Average daily cost of food per person (U.S.)

\$11.04

Average daily SNAP benefit per person

\$5.32

12.4%

Increase in grocery prices from October 2021 to 2022*



Food programs: Overview

Supplemental Nutrition Assistance Program (SNAP)

The Emergency Food Assistance Program (TEFAP)

Double Up Food Bucks

Commodity Supplemental Food Program (CSFP)

Disaster Food Programs

Summer EBT

“A single parent was having trouble supporting her family. We educated her on SNAP and helped her apply. By accessing our grocery program and receiving SNAP benefits, she can pay her other bills.”

– Clackamas Service Center

“A lot of the clients needing help are older adults with limited access to the internet. SSP staff still found excellent ways to support our clients through SNAP.”

– Impact NW

Food access: 2021-23 accomplishments

- **SNAP**
 - Served **706K Oregon residents** (17 percent of the state population) in 2021.
 - Income limit increased to 200 percent FPL in Jan. 2022, opening eligibility to **18K more** people in Oregon.
 - Increased enrollment by **11 percent** from January to June 2022.
 - Implemented policy strategies to enhance customer service.
 - 12-month certifications and pre-filled forms
 - Allowing signature capture over the phone
- **Emergency Allotments**
 - Since April 2020, served over **435K households** with **\$69-70 million** per month in additional food benefits.
- **Pandemic EBT for children partnership**
 - Partnership between Oregon Department of Education (ODE) National School Lunch Program and SNAP.
 - Serving over **434K children** since the beginning of the pandemic.

SNAP participants received
\$1.85 billion
in 2021, including temporary
pandemic relief.

Employment and training

Employment and training: Why it matters

Quality, living-wage jobs can be essential to economic stability and whole-person well-being.

Some people experiencing poverty can benefit from support in **preparing for and finding work** or advancing their careers.

Employment and training programs afford **choice, empowerment and skill-building opportunities** for participants experiencing poverty who would not otherwise have access.

Our employment and training programs offer:

- Stability and wellness services
- Education and vocational training
- Job readiness services



Employment and training: Overview

TANF Job Opportunities and Basic Skills (JOBS) program

- Job readiness
- Work experience
- On-the-job training
- JOBS Plus
- English language classes
- High school and GED
- Trades programs
- College degree programs
- Parenting
- Family and housing stability
- Help finding medical, mental health or substance treatment services

SNAP Employment and Training program (STEP)

- Work readiness training
- Supervised job search and training
- Job retention
- Work-based learning
- Internship
- On-the-job training
- Pre-apprenticeship and apprenticeship
- Self-employment training
- Basic education/foundational skills instruction
- Career/technical education and vocational training
- English language acquisition
- Integrated education and training/bridge programs

Employment and training: 2021-23 accomplishments

TANF JOBS*

3,500

Successful employment placements

\$16.36

Average hourly wage

STEP**

53%

Participants employed two quarters after program completion

50%

Participants employed four quarters after program completion



*Based on 2022 data, ORRAI

**SNAP E&T Annual Report, 2021

Refugee supports

Refugee supports: Why it matters

In Oregon, we believe all people should have access not only to **basic human rights**, but to the services and supports they need to **achieve well-being and contribute to the community**.

As of May 2022, **more than 100 million people worldwide** have had to flee their homes due to persecution, conflict, violence or human rights violations. This includes at least **27 million refugees**.

Afghan refugee resettlement and United for Ukraine spurred **increased focus, investment and commitment** to Oregon's refugee resettlement.

Welcoming refugees has long-term **social and economic benefits**.

United Nations High Commissioner for Refugees, Figures at a Glance. <https://www.unhcr.org/en-us/figures-at-a-glance.html>

Lutheran Immigration and Refugee Services. <https://www.lirs.org/economic-benefits-refugees/>
New American Economy. <https://www.newamericaneconomy.org/issues/entrepreneurship/>



SSP Refugee Program: Overview

With funding from the U.S. Department of Health and Human Services Office of Refugee Resettlement, SSP's **Refugee Program** provides benefits and services to people with eligible immigration statuses arriving in Oregon.

ODHS Refugee Program


- Cash
- Medical benefits
- Connections to SNAP benefits
- Refugee Family Support and Connections

Refugee Resettlement Agencies (contracted)

- Case management
- Employment services
- Pre-employment training
- Rental assistance (limited)
- Refugee school impact
- Senior services
- Youth mentoring projects
- Extended case management

Refugee supports: 2021-23 accomplishments

- Afghan refugee resettlement
- Coordination and support for statewide refugee infrastructure
- United for Ukraine response



Outline

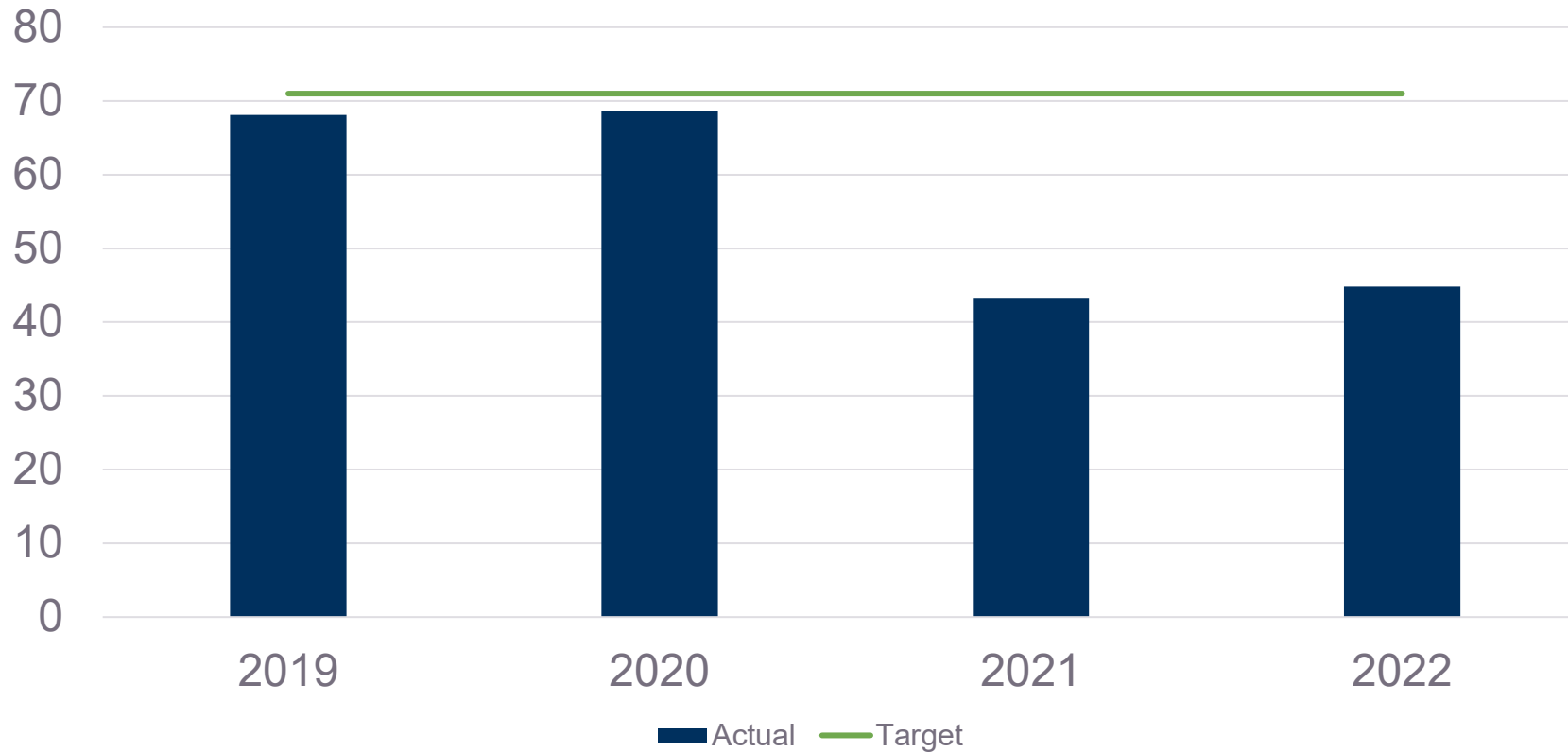
- I. Who we are
- II. Who, where and how we serve
- III. Tracking our progress**
- IV. The work ahead
- V. Budget
- VI. Closing remarks

Self-Sufficiency Programs



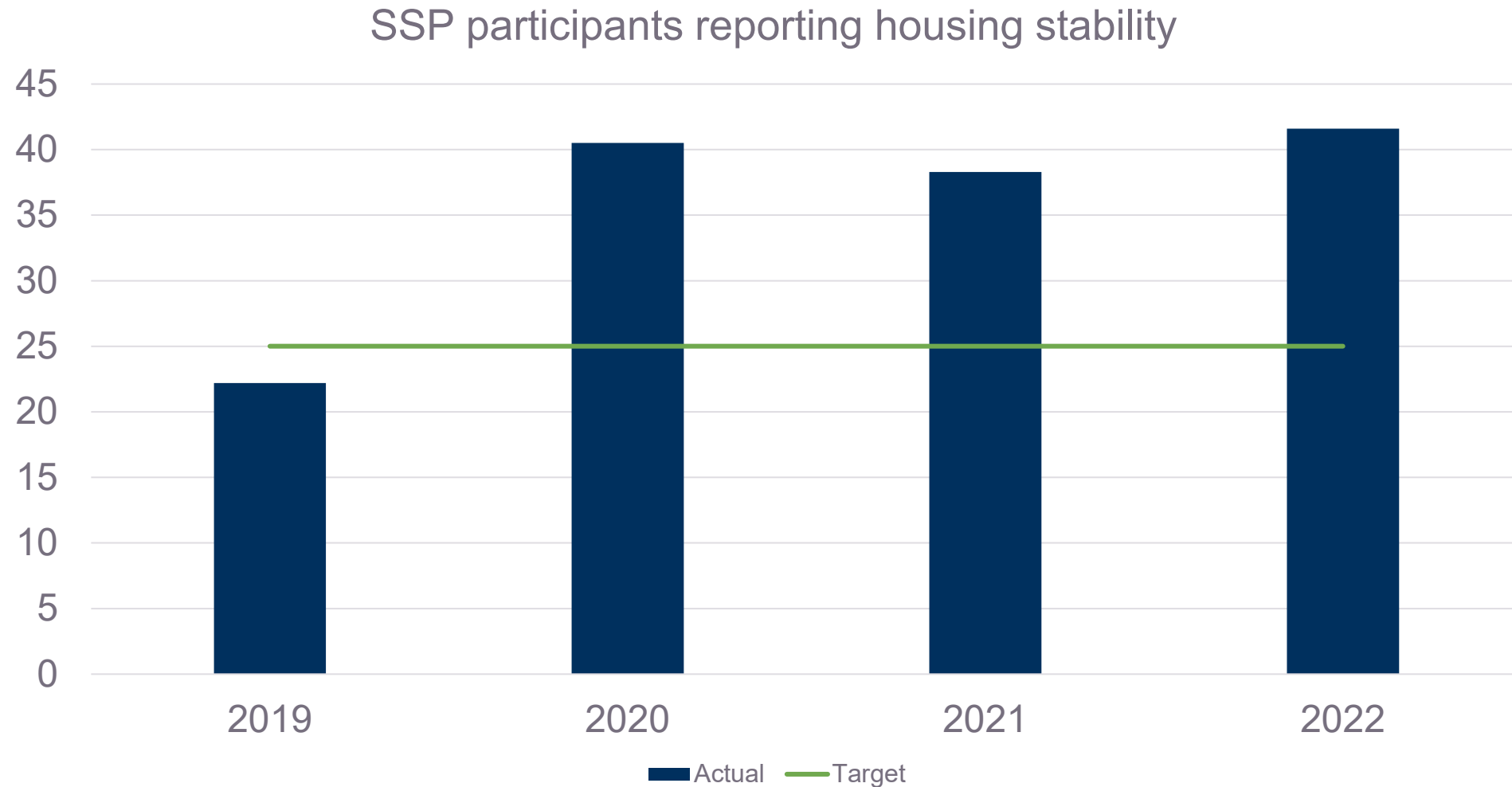
Key performance measures

Households at, or above, living wage four quarters after leaving SSP program

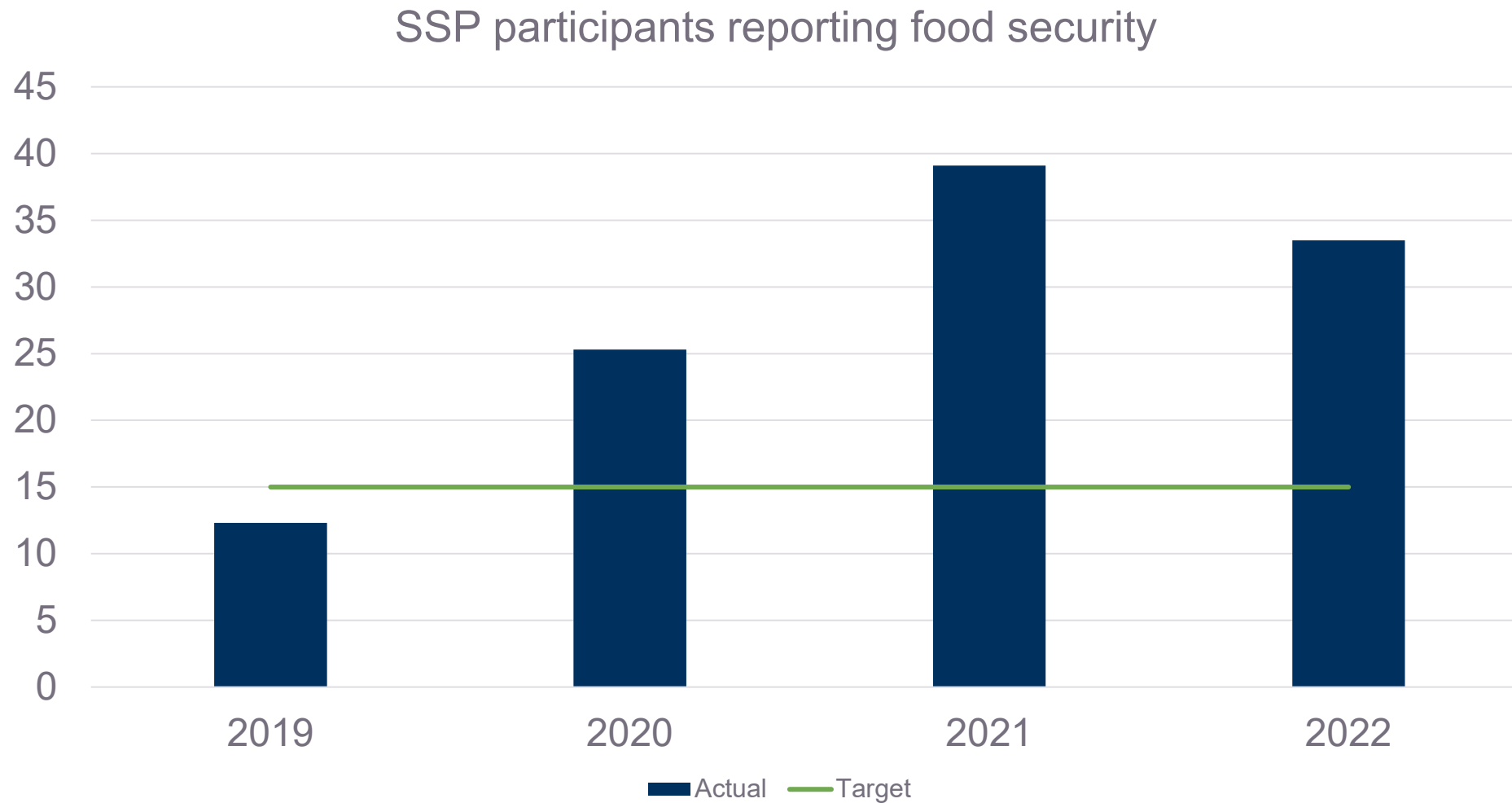


Oregon Employment Department Reported Earnings, compared to Washington State Self-Sufficiency Standard for Oregon.
Dr. Diana M. Pearce, The Self-Sufficiency Standard for Oregon 2021, Center for Women's Welfare at the University of Washington.
<http://selfsufficiencystandard.org/oregon>

Key performance measures

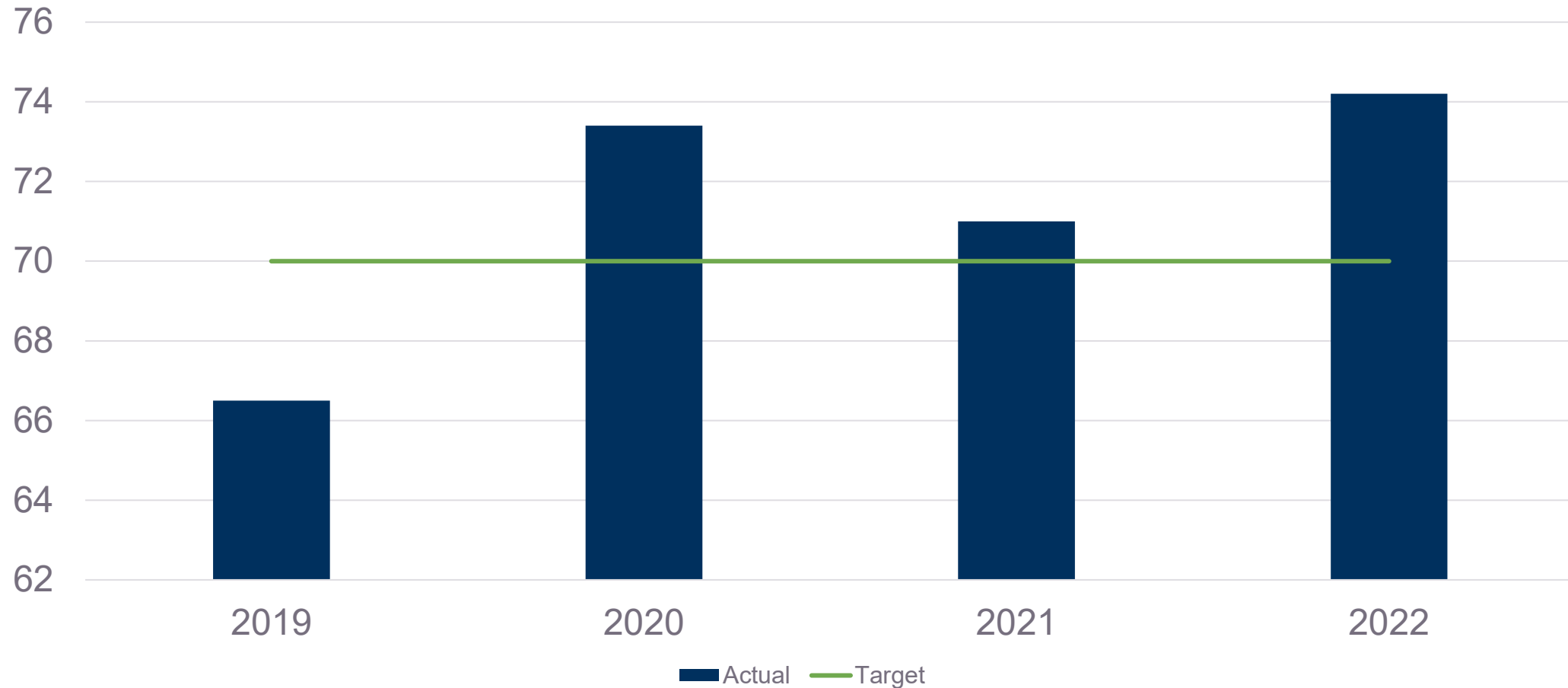


Key performance measures



Key performance measures

SSP participants reporting greater self-efficacy



Outline

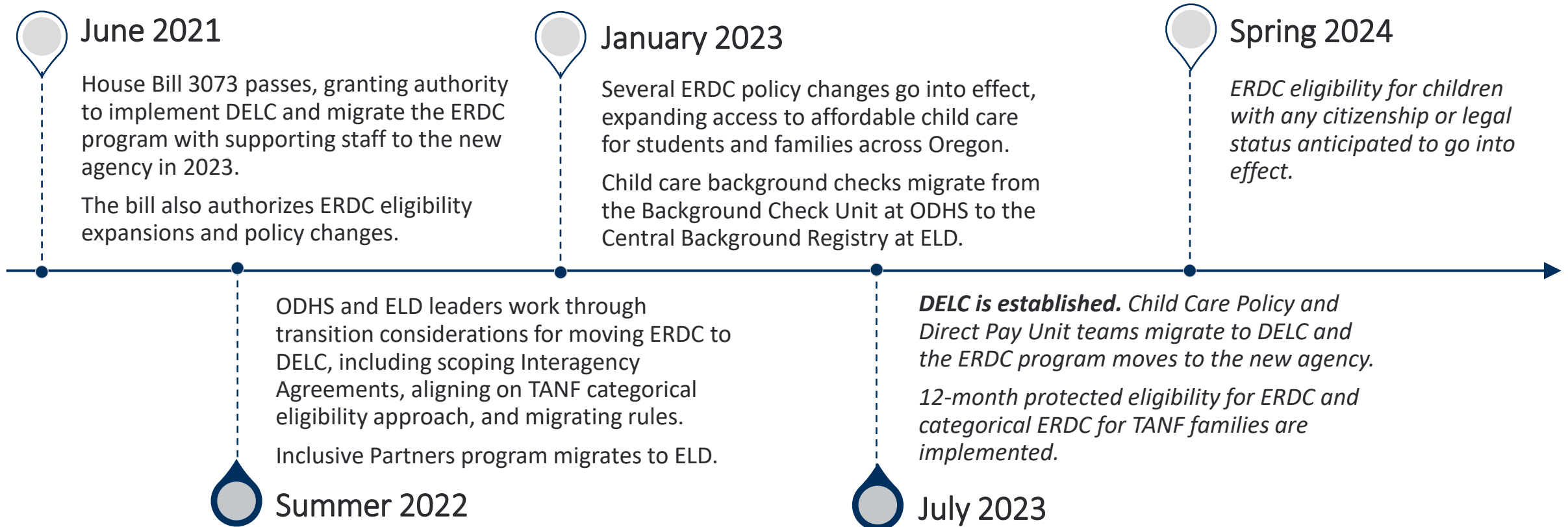
- I. Who we are
- II. Who, where and how we serve
- III. Tracking our progress
- IV. The work ahead**
- V. Budget
- VI. Closing remarks

Self-Sufficiency Programs




Child care program migration

For the last two years, cross-agency teams have collaborated to expand eligibility for Employment Related Day Care (ERDC), migrate ERDC to the Department of Early Learning and Care (DELIC), and prevent any disruption of services to Oregonians.



The work ahead

- **Equity:** Address roots of system oppression to make services and supports accessible to all.
- **Community:** Center individual, family, and community voice and experience.
- **Partnership:** Collaborate with community organizations, other programs and state agencies for seamless services and community-specific solutions.
- **Family Preservation:** Access to economic and concrete supports reduces involvement in the child welfare system.



Outline

- I. Who we are
- II. Who, where and how we serve
- III. The work ahead
- IV. Tracking our progress
- V. Budget**
- VI. Closing remarks

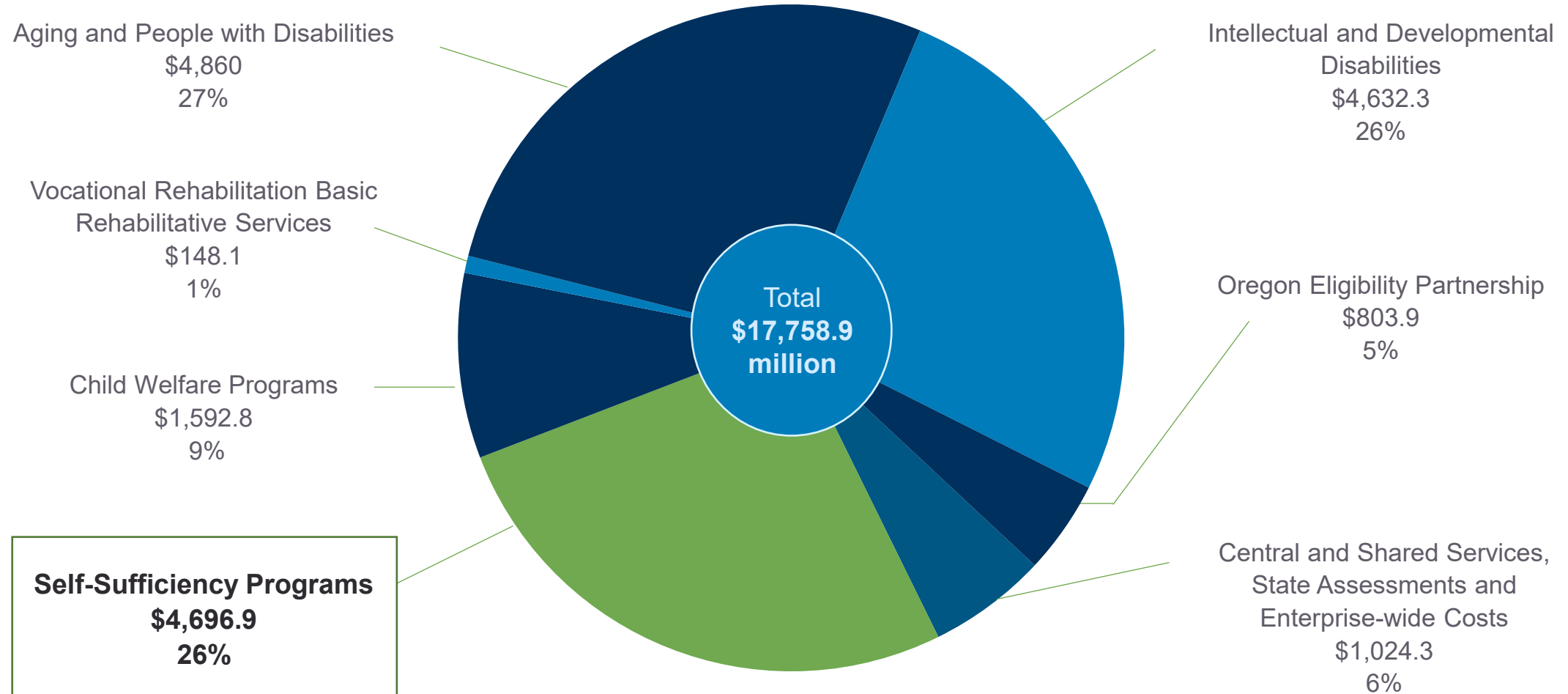
Self-Sufficiency Programs



Context: Key changes over time

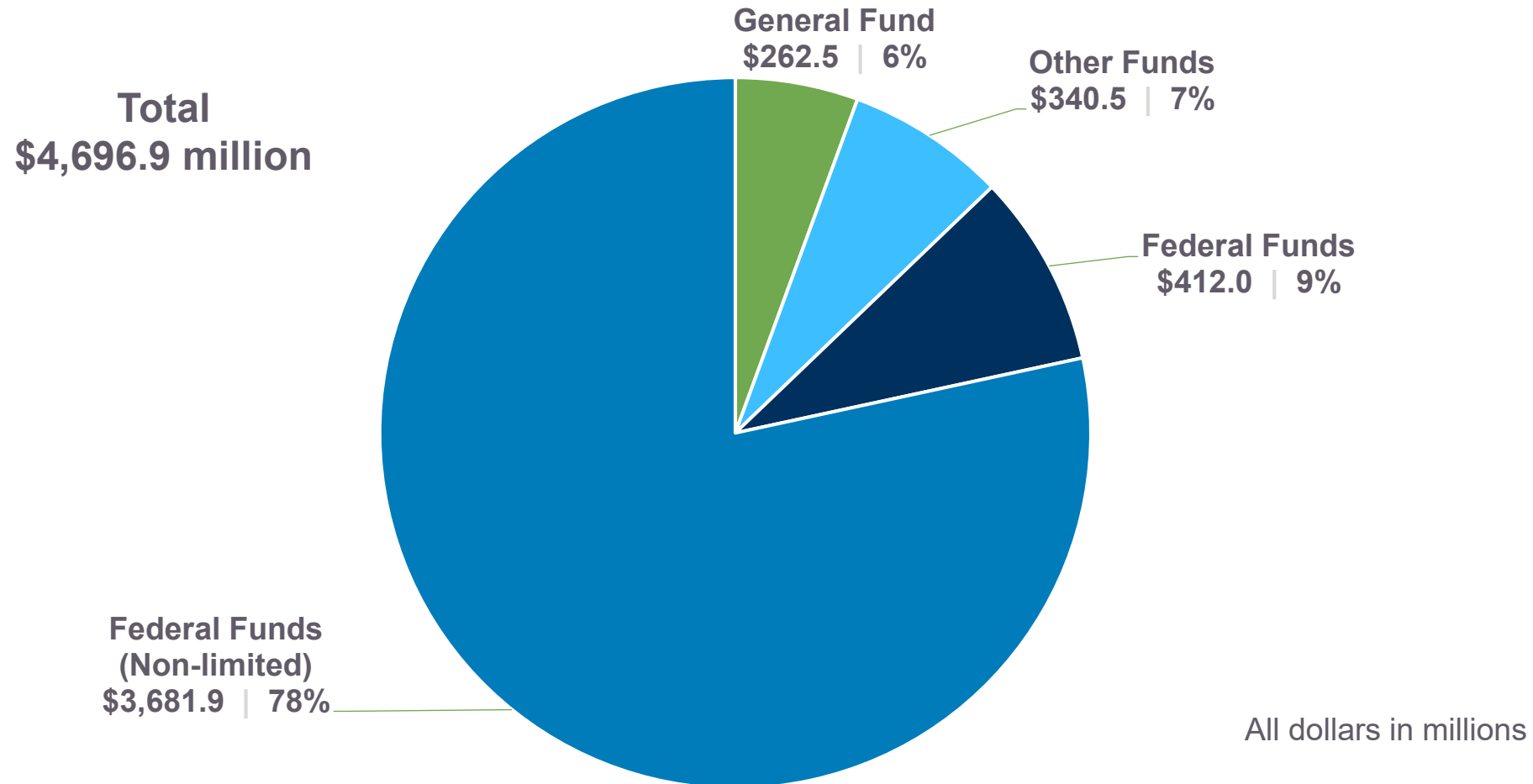
- **Most new funds allocated to ODHS programs have occurred in the 2021-23 biennium.**
 - \$1.3M in 2017-19
 - \$14.8M in 2019-21
 - \$82.1M in 2021-23
- **Most new funds were one-time (89 percent) with only \$11.1M categorized as an investment in a program.**
 - 35 percent of funds were General Fund additions
- **Increases include:**
 - Food Assistance (\$37.9M)
 - TANF (\$14.7M)
 - Youth Experiencing Homelessness (\$12.7M)
 - JOBS (\$10.5M)
 - Pass through from OHCS (\$9.3M)
 - Family Support and Connections (\$7.3)
 - Tax Program (\$3.8M)
 - Refugee (\$2M)

2023-25 Governor's Budget: ODHS total fund by program area



All dollars in millions

Governor's Budget: SSP total by fund type



Movement toward Oregon Eligibility Partnership

Self-Sufficiency Programs

General fund	Total funds	Positions
\$218 million	\$450.1 million	1,834

Aging and People with Disabilities

General fund	Total funds	Positions
\$62 million	\$124 million	323

Central Services

General fund	Total funds	Positions
\$53.1 million	\$135.5 million	84

one Oregon Eligibility Partnership

General fund	Total funds	Positions
\$334 million	\$710.6 million	2,241

Long-term vacancies

All budgeted vacancies (short and long term)	Budgeted Vacant Positions Not In REQ	83
	Budgeted Vacant Positions in REQ	191
	Frozen Budgeted Positions	86
	Total	360
6 months and older	Budgeted Vacant Positions Not In REQ	13
	Budgeted Vacant Positions in REQ	23
	Frozen Budgeted Positions	83
	Total	119
12 months and older	Budgeted Vacant Positions Not In REQ	7
	Budgeted Vacant Positions in REQ	4
	Frozen Budgeted Positions	25
	Total	36

Outline

- I. Who we are
- II. Who, where and how we serve
- III. The work ahead
- IV. Budget
- V. Closing remarks**

Self-Sufficiency Programs



Closing remarks

- Making federal programs work for families in deep poverty
- Working beyond the boundaries of federal programs for whole-person well-being
- Upstream prevention for child well-being
- Connecting with our partners to strengthen the safety net





Questions?

Appendix

- **Key Partners**
 - Housing
 - Cash assistance
 - Food programs

Housing: Key partners

- Oregon Housing and Community Services
- Oregon Department of Education
- Oregon Youth Authority
- ODHS Child Welfare
- Oregon's Community Action Agency network
- Oregon's Homelessness Continuums of Care
- Local and regional homelessness coordinating bodies
- Neighborhood Partnerships / Oregon Housing Alliance
- Oregon Network of Host Home Organizations
- Point Source Youth
- Corporation for Supportive Housing
- Urban League Portland
- Oregon Law Center
- Public Housing Agencies (Housing Authorities)
- Housing and Urban Development

Cash assistance: Key partners

- Oregon TANF Equity Alliance
- Oregon Housing and Community Services
- Oregon Health Authority – Behavioral Health
- Oregon Food Bank
- Oregon Law Center
- Confederated Tribes of Grand Ronde
- Confederated Tribes of Warm Springs
- The Klamath Tribes
- Confederated Tribes of Siletz Indians
- Urban League Portland
- Hunger Free Oregon
- Neighborhood Partnerships
- Ecumenical Ministries of Oregon
- Oregon Center for Public Policy
- Oregon Child Welfare program

Food programs: Key partners

Community Focus

- Oregon Food Bank and Network
- Hunger Free Oregon
- Farmer's Market Association
- SNAP Outreach Partners
- Community Colleges and Universities
- Tribal Partnerships
- Immigrant and Refugee agencies

State Agencies

- Oregon Department of Education
- Oregon Department of Agriculture
- Oregon Employment Department
- Oregon Public Utilities Commission
- Oregon Health Authority