

# Oregon SBDC Network CY2022

## Clients Served

5,210 clients were served by SBDCs across the state



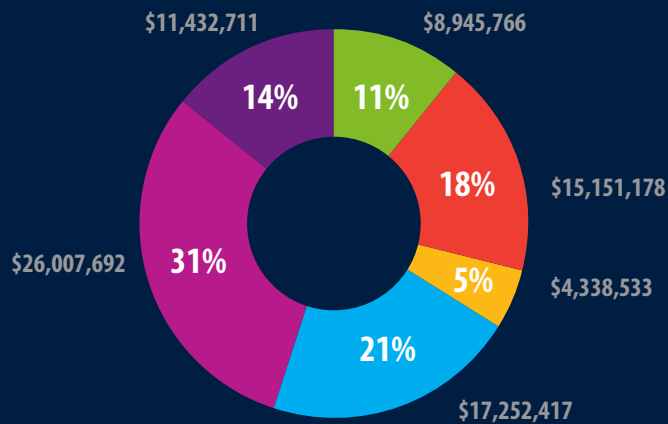
## Training

Across the state, SBDCs hosted 623 training events with a total of 6,053 attendees



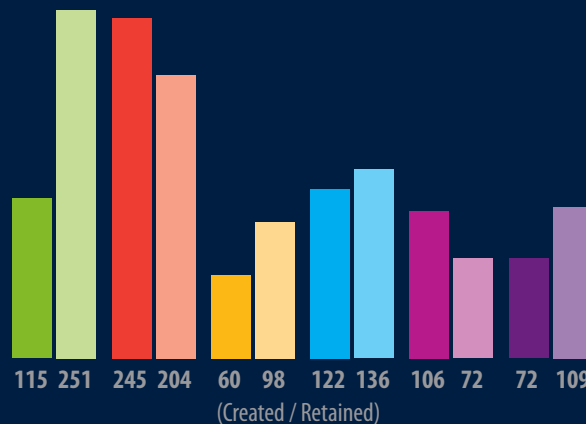
## Capital Formation

\$83,128,297 Oregon SBDC capital formation



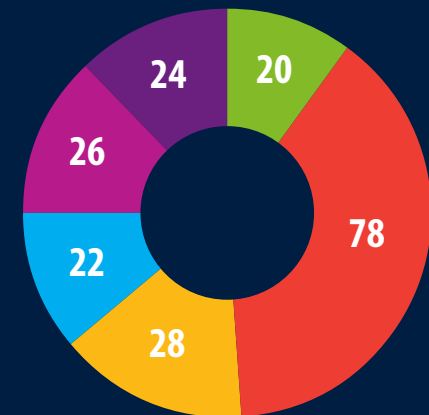
## Job Creation & Retention

Across the state, SBDCs helped create 719 jobs and retain 869 jobs



## Business Starts

Statewide, SBDCs helped 198 businesses get started



- Willamette Valley
- Portland Metro
- Coast
- Southern Oregon
- Central Oregon
- Eastern Oregon