



Oregon's Student Enrollment Trends

Senate Education Committee

January 17, 2023

3:00 PM

Dan Farley, Michael Wiltfong, & Isabella Jacoby

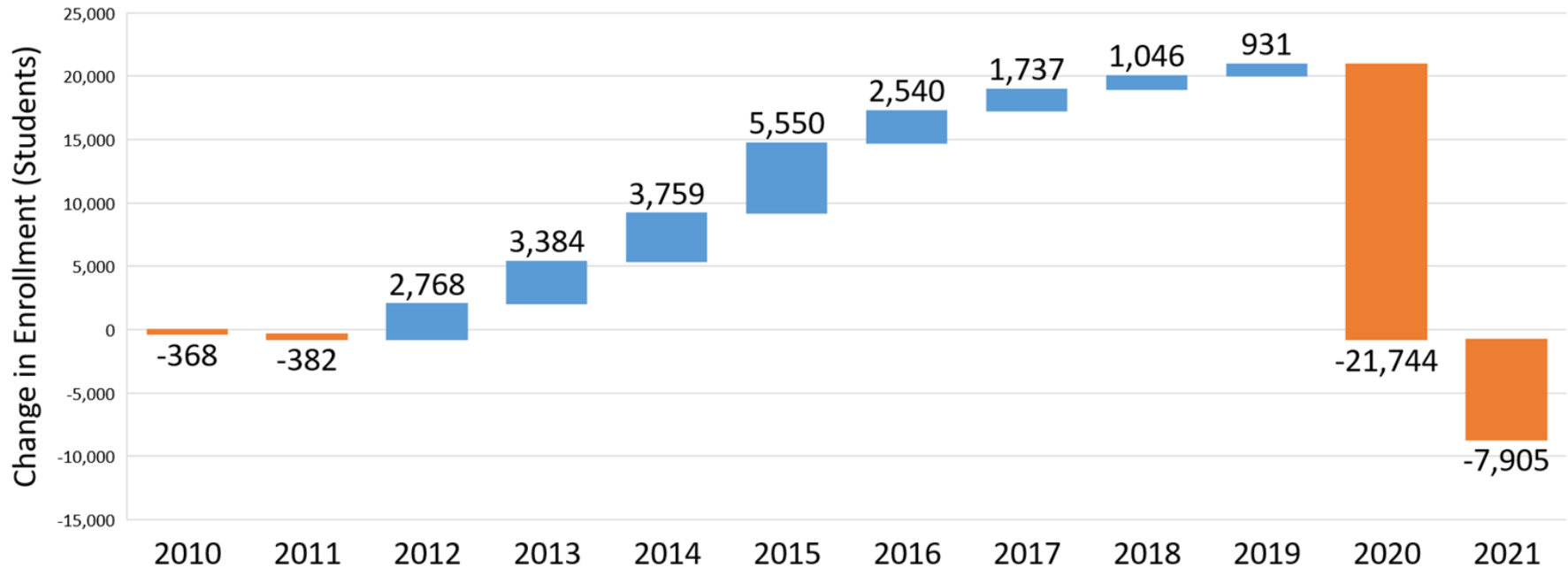
ODE

Enrollment - Topical Agenda

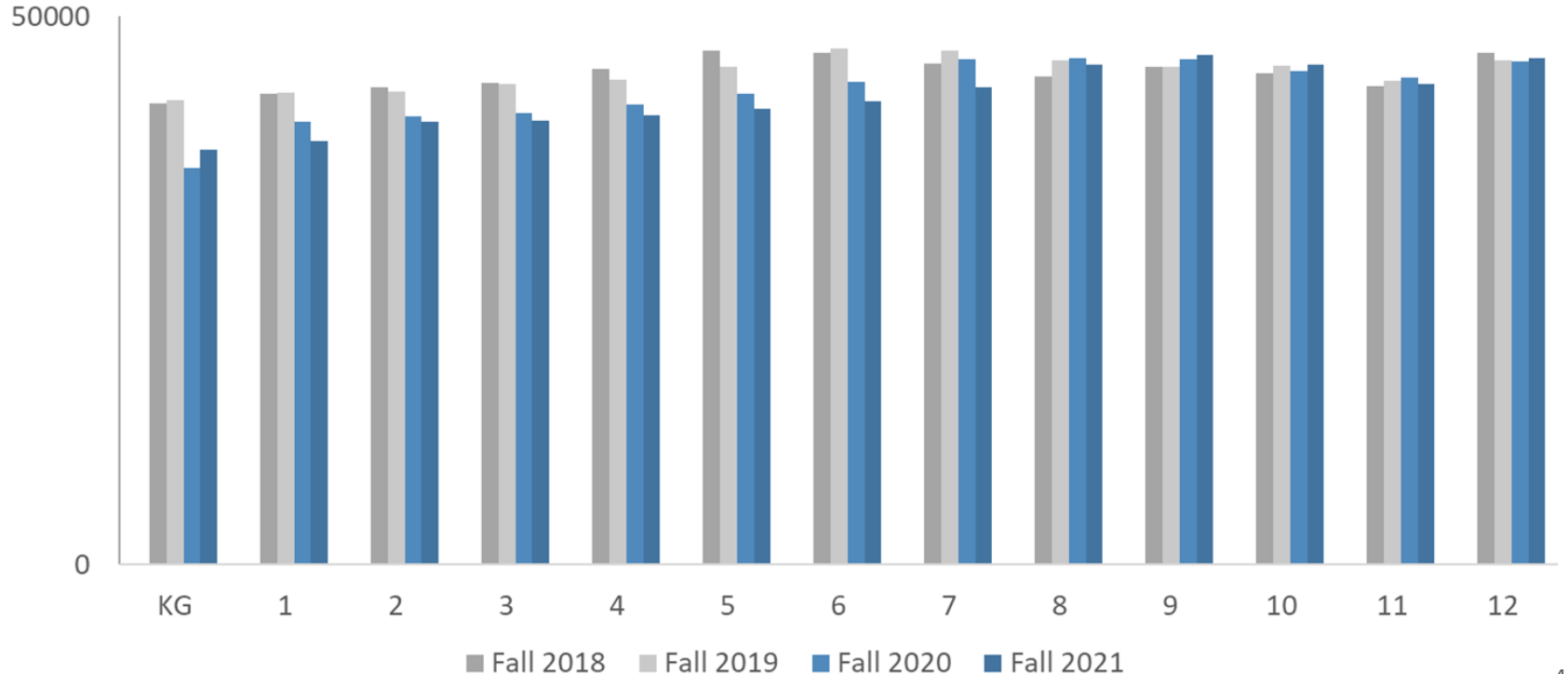
- Enrollment trends
- Where decreases were experienced
- Student group enrollment patterns
- Programmatic enrollment shifts
- Discussion

Yearly Enrollment Changes

First School Day in October



Enrollment (number of students) by Grade Level

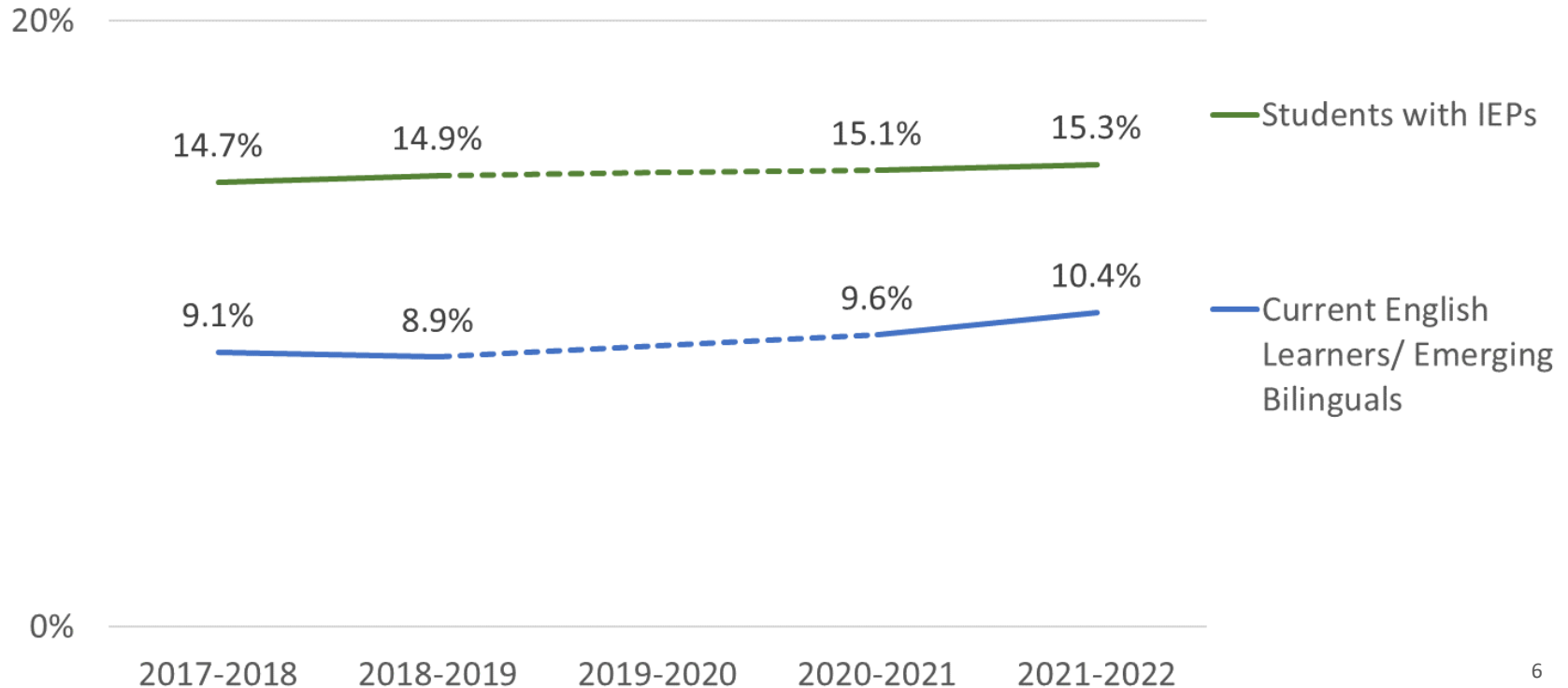


Enrollment by Race/Ethnicity

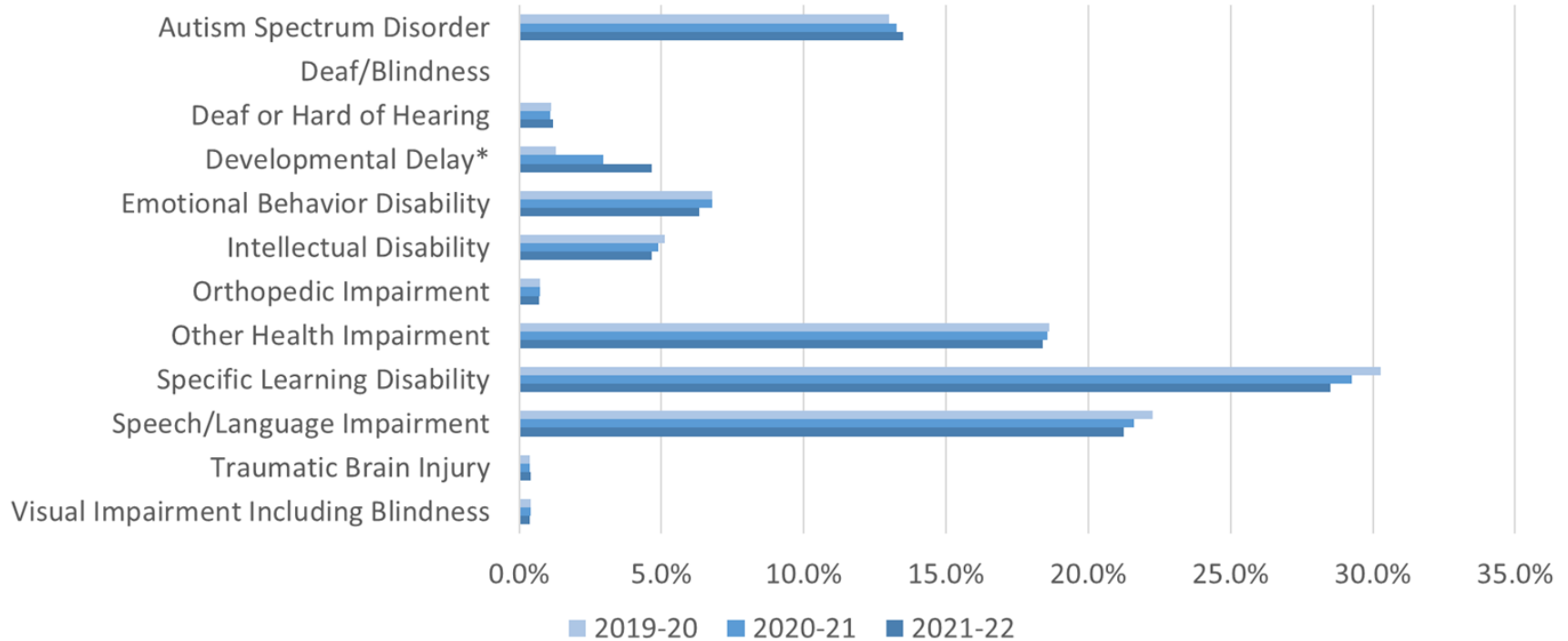
Enrollment and Percent Change from Prior Year

	Oct 2018	Oct 2019	(Percent)	Oct 2020	(Percent)	Oct 2021	(Percent)
All Students	581,730	582,661	(+0.2%)	560,917	(-3.7%)	553,012	(-1.4%)
American Indian/Alaska Native	7,280	7,012	(-3.7%)	6,570	(-6.3%)	6,357	(-3.2%)
Asian	23,267	23,208	(-0.3%)	22,733	(-2.0%)	22,145	(-2.6%)
Pacific Islander/Native Hawaiian	4,363	4,431	(+1.6%)	4,335	(-2.2%)	4,454	(+2.7%)
Black/African American	13,301	13,176	(-0.9%)	13,021	(-1.2%)	12,731	(-2.2%)
Hispanic/Latino/a/x	136,186	138,273	(+1.5%)	137,101	(-0.8%)	138,112	(+0.7%)
White	360,197	358,257	(-0.5%)	338,528	(-5.5%)	329,994	(-2.5%)
Multi-Racial	37,136	38,306	(+3.2%)	38,629	(+0.8%)	39,219	(+1.5%)

English Learners and Students with IEPs, as a Percent of All Enrolled Students (Spring)



Students with IEPs, by Disability Category



Where Students Went?

Homeschooling

- There were substantial increases in the number of students who are homeschooled in Oregon

Virtual Schools

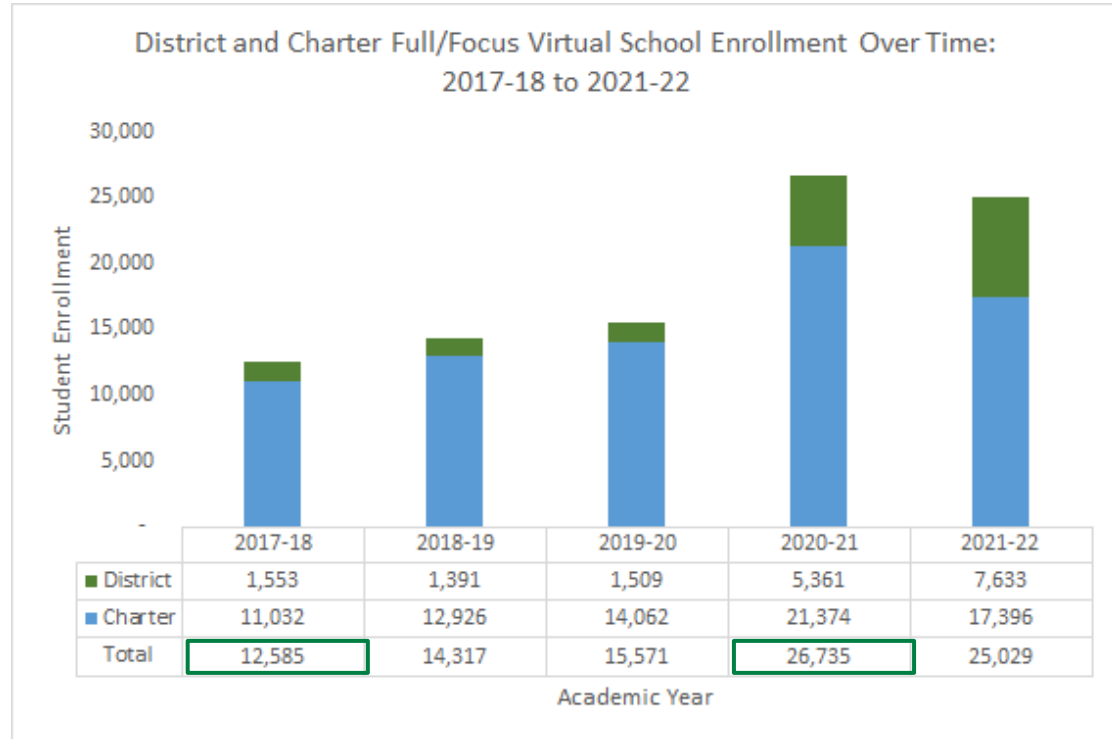
- Some Oregon districts experienced enrollment increases in 2020-21, largely connected to the operation of virtual schools, both existing and newly created
- With enrollment trends stabilizing, many of these enrollment increases were short-lived

Homeschooling Changes

- Available data suggest that substantial increases in homeschooling occurred in Oregon between 2019-20 and 2020-21 (more than 70% increase)
- Not all ESDs provided data to the department, but this represents ~13,000 additional students registered in 2020-21
- In some regions of the state, homeschoolers more than doubled
- Reported increases in homeschooling accounts for approximately 60% of the total decline in public K-12 enrollment in 2020-21

Virtual Enrollment Changes

Virtual programs are expanding in Oregon, due largely to expansion of district virtual schools





Discussion