



Joint Task Force on Substitute Teachers:

Michael Elliott, Managing Director of School Finance and School Facilities

April 11, 2024

Substitute and IAs Training Reimbursement Grant: Awarded



Purpose: Provide funding to reimburse substitute teachers and instructional assistants for trainings they are required to take.

Total Funds Appropriated: \$19,540,743

Funds Awarded: \$16,087,622

Types of Grantees	#
School Districts	84
Education Service Districts	9
Total	93

Substitute and IAs Training Reimbursement Grant: Claimed



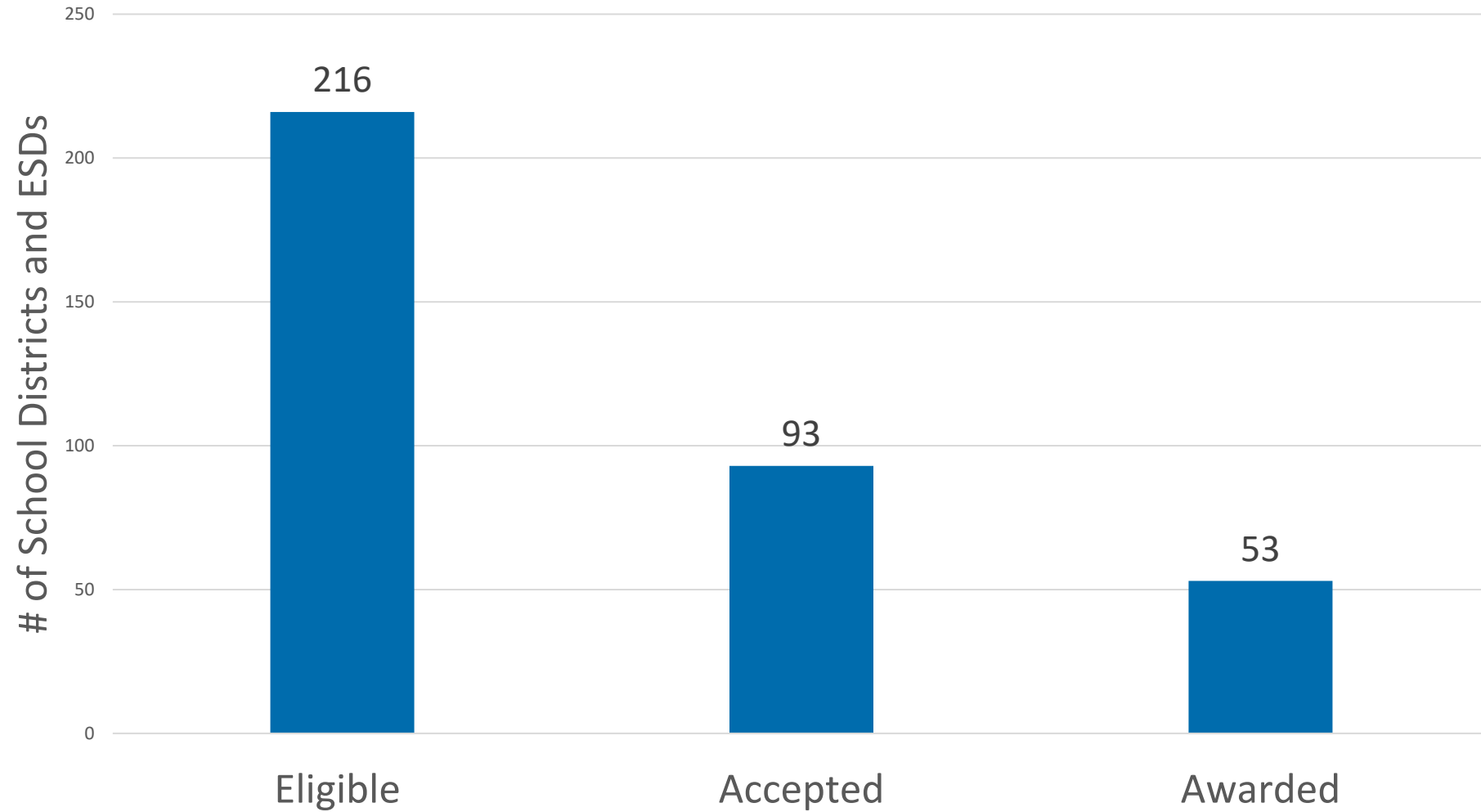
The amount funds claimed and reimbursed to School Districts and ESDs.

Total Number of Claims: 64

Funds Claimed by School Districts and ESDs: \$3,019,881.14

Type Reimbursed	#
School Districts	47
Education Service Districts	6
Total	53

Eligible Entities versus Awarded Entities



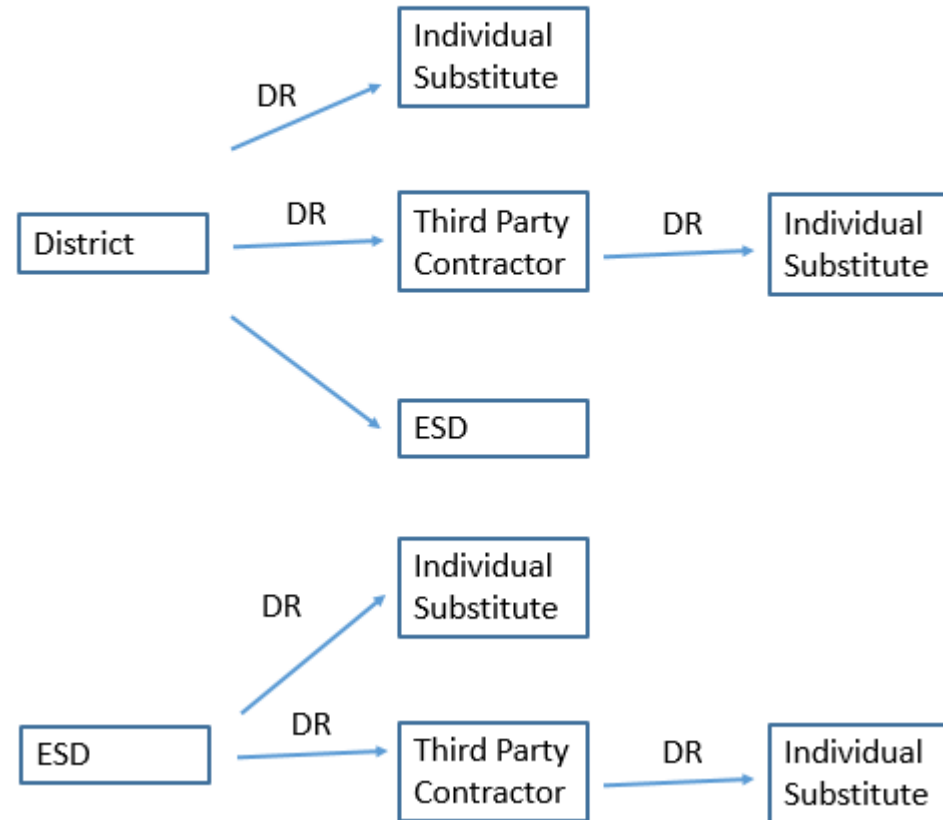
Structural Roadblocks to Funding

- Districts concerned about sustainability
- Reimbursement Process required too much work
- No Administration Costs reimbursement funds
- Communication with third-party contractors to support school districts

Nature of Contractual Relationship

- Substitute teachers and instructional assistants can have a complex employment relationship with districts and ESDs

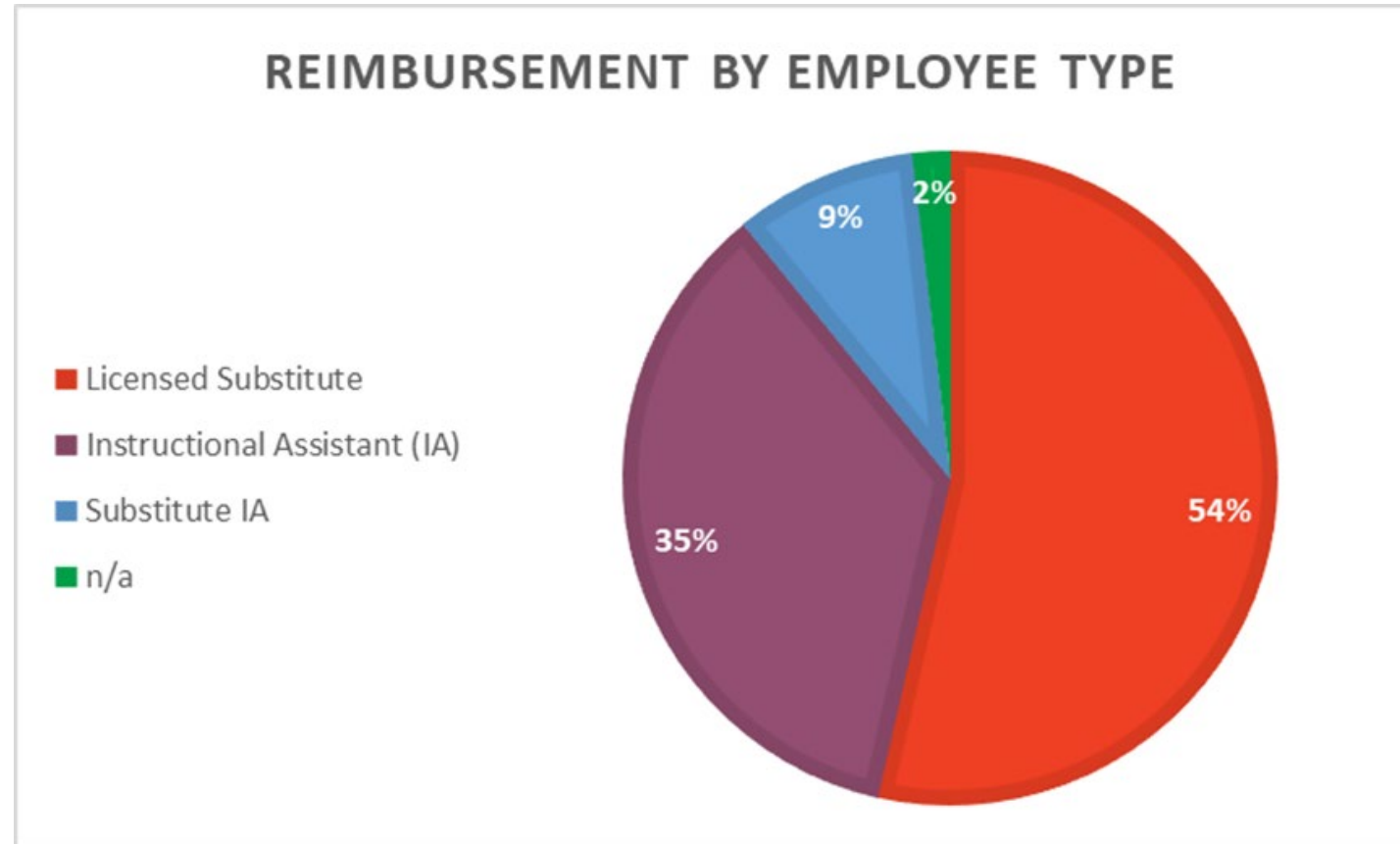
Nature of Direct Relationship (DR)



Eligible Expenses

- Tuition
- Costs of training
- Travel expenses related to training hosted outside of the district where a substitute teacher or instructional assistant normally works
- Time spent to complete the trainings
- Conference fees
- Other trainings depending on need and available funds

Reimbursement by Employee Type



Reimbursed Employee Demographics

	Licensed Substitute	Instructional Assistant	Substitute IA	Total
Type/Pay				
# of Employees	5,806	3,004	2,200	11,010
% Contracted	32%	10%	49%	30%
Ave Hourly Rate	\$33.51	\$25.29	\$24.98	\$30.91

License Type	
Regular or Unrestricted License	28%
Restricted License	19%
Emergency License	2%
Retired Teacher	5%

Reimbursement by Training Types

Training Type	Tuition Cost	Time Cost	Travel Cost	Total Expenses
ALICE Active Shooter/Lockdown	\$ 675.00	\$ 36,165.73	\$ 1,554.00	\$ 38,394.73
Blood Borne Pathogens	\$ -	\$ 376.54	\$ -	\$ 376.54
Bullying Prevention	\$ -	\$ 1,302.72	\$ -	\$ 1,302.72
COVID-19	\$ -	\$ 455.81	\$ -	\$ 455.81
Cybersecurity Awareness	\$ 40.48	\$ 17,215.24	\$ -	\$ 17,255.72
District Expectations	\$ 6,398.40	\$ 367,225.36	\$ -	\$ 373,623.76
Equity	\$ 25,185.20	\$ 291,747.17	\$ -	\$ 316,932.37
Harassment and Conduct	\$ 199.89	\$ 69,774.44	\$ -	\$ 69,974.33
Homeless Education/McKinney-Vento	\$ 27.60	\$ 8,785.34	\$ -	\$ 8,812.94
Mandatory Reporter	\$ 63.72	\$ 24,410.08	\$ -	\$ 24,473.80
Mandt Training	\$ 8,940.54	\$ 148,744.27	\$ 7,880.00	\$ 165,564.81
Native and Indigenous Peoples Education	\$ -	\$ 2,188.10	\$ -	\$ 2,188.10
New Employee	\$ 790.33	\$ 104,607.66	\$ -	\$ 105,397.99
Opioid Overdose/Narcan	\$ -	\$ 4,869.00	\$ -	\$ 4,869.00
Other General Education (Specify)	\$ 123,946.57	\$ 1,155,705.66	\$ 3,459.53	\$ 1,283,111.76
Other Health - Epinephrine, Glucagon, etc. (Specify)	\$ -	\$ 4,860.40	\$ -	\$ 4,860.40
Other Special Education (Specify)	\$ 36,537.45	\$ 139,317.65	\$ 689.77	\$ 176,544.87
SafeSchools	\$ 250.00	\$ 275,494.42	\$ -	\$ 275,744.42
Social Emotional Learning	\$ 90,525.39	\$ 41,511.79	\$ 2,545.50	\$ 134,582.68
Suicide Awareness	\$ 43.39	\$ 15,371.00	\$ -	\$ 15,414.39
Grand Total	\$ 293,623.96	\$ 2,710,128.38	\$ 16,128.80	\$ 3,019,881.14