



## 2021 Summer Learning Survey

Beth Unverzagt, Executive Director  
Katie Lakey, Research Manager

February 15, 2022



OregonASK supports creating more high-quality expanded learning opportunities through connecting **partners**, supporting **policy** change, and providing **professional development**.



# Connected Nationally & Statewide



Oregon is connected to a strong network of expanded learning providers, including before school, afterschool, summer enrichment, and other out-of-school time learning programs like the Boys & Girls Clubs, YMCAs, 21<sup>st</sup> Century Community Learning Centers, community-based organizations, libraries, museums, colleges, faith-based centers, and local recreation and parks sites.





# Whatever It Takes: Summer 2021

---

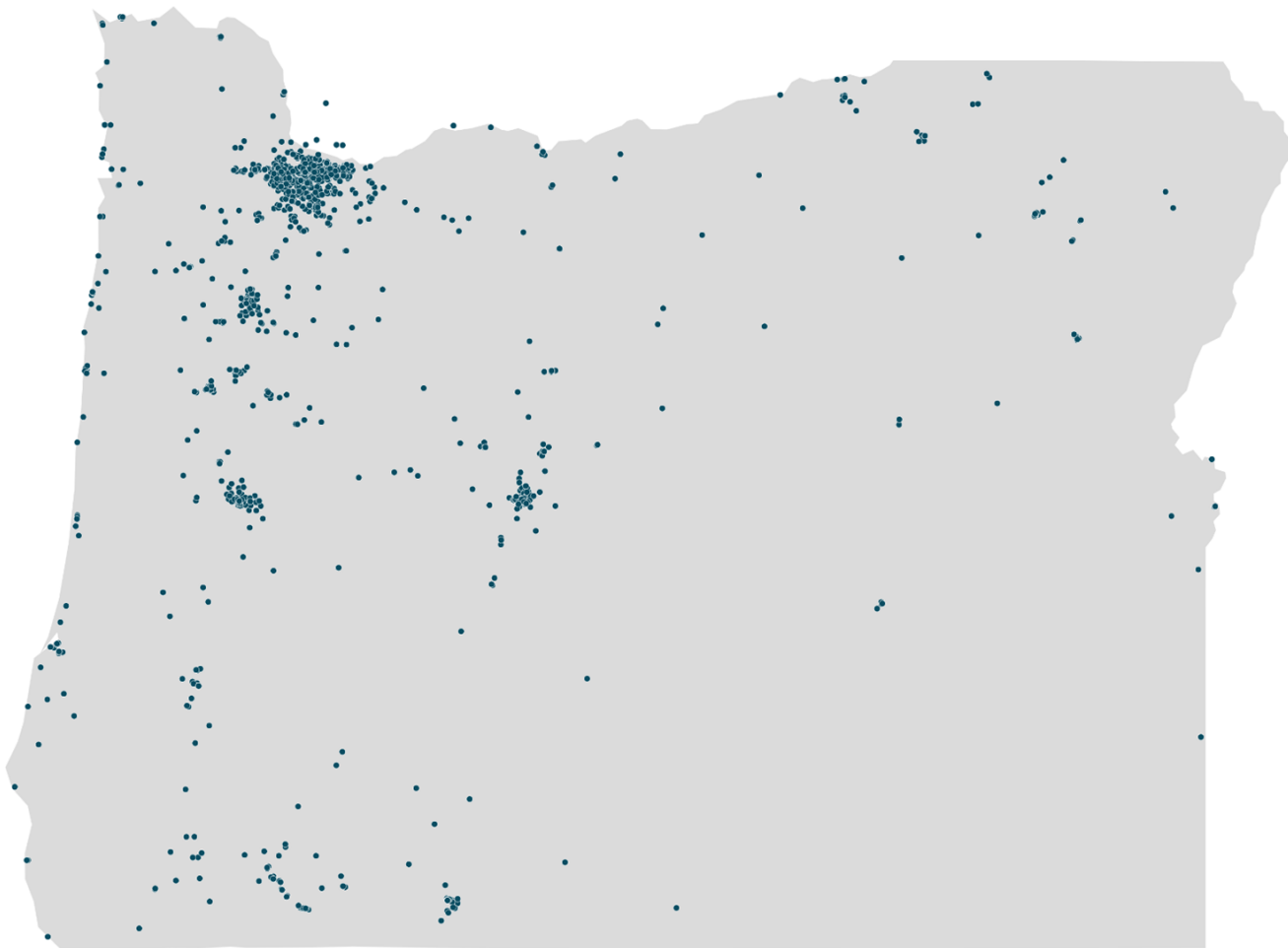
OregonASK Network

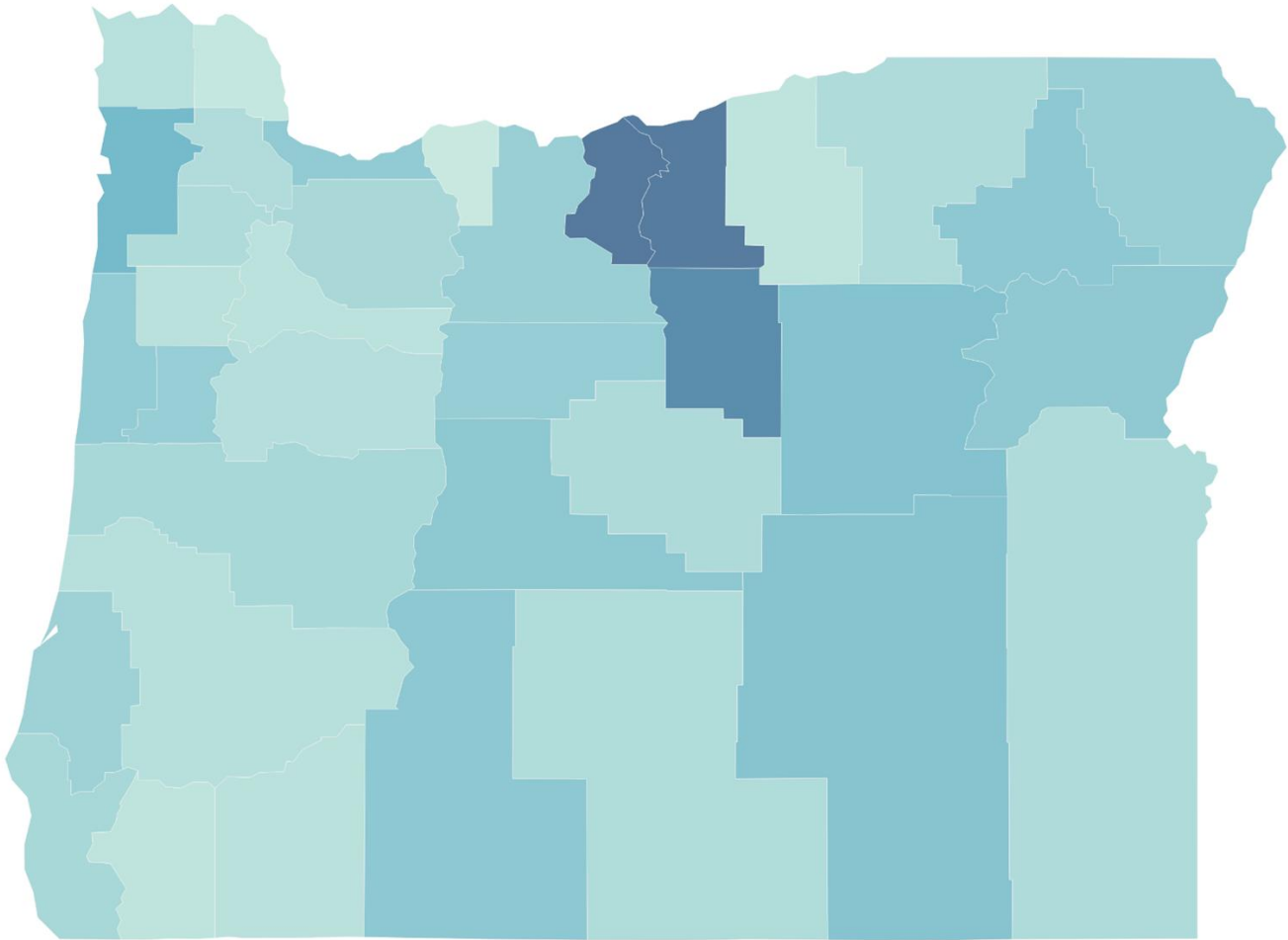


# Response Counts

- **270 survey responses** collected
- **1,770 summer learning sites** identified
  - 807 sites were identified through OregonASK's Summer Learning Survey
  - 560 sites were identified through online databases and general web searches
  - 403 additional sites were identified through the K-12 Summer Learning Grantee list (please note, this does not represent all sites funded through the K-12 Summer Learning Grants)

**1,770 summer  
learning sites**





# Summer learning sites per capita

(1,000 youth)



# Days and hours of operation



20% of summer programs offered programming that lasted only one week.

The most common start dates were Mid-June through Mid-July, and most common end dates were Late July through Late August



# Program capacity & fees

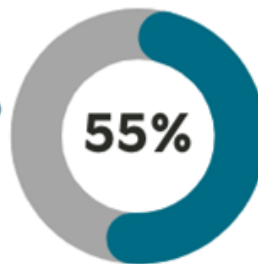
## Median operating capacity

Compared to a "normal" year's capacity



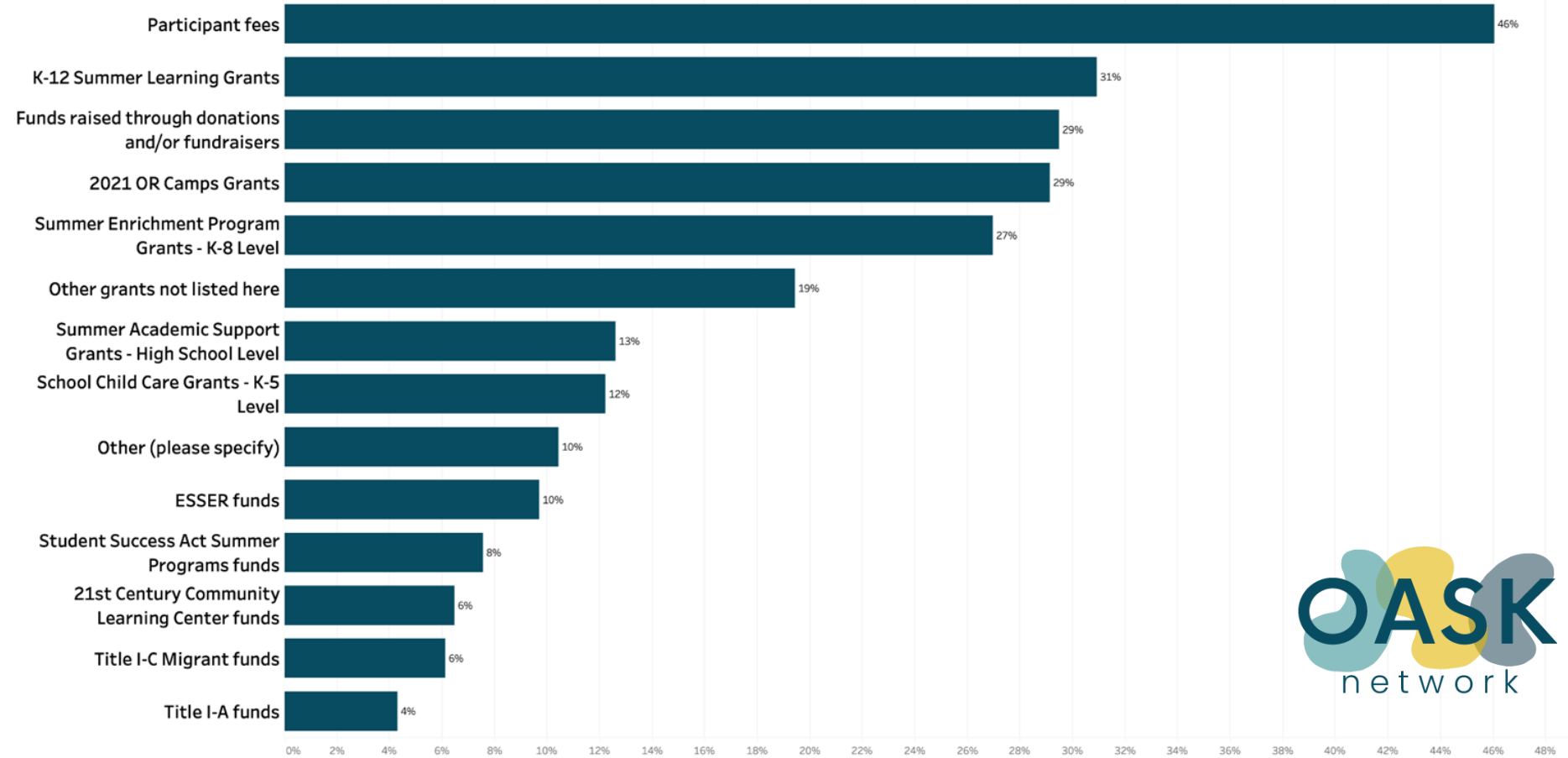
The 807 summer learning sites in our sub-sample had the capacity to serve **94,165 youth**.

## Programs that charged fees



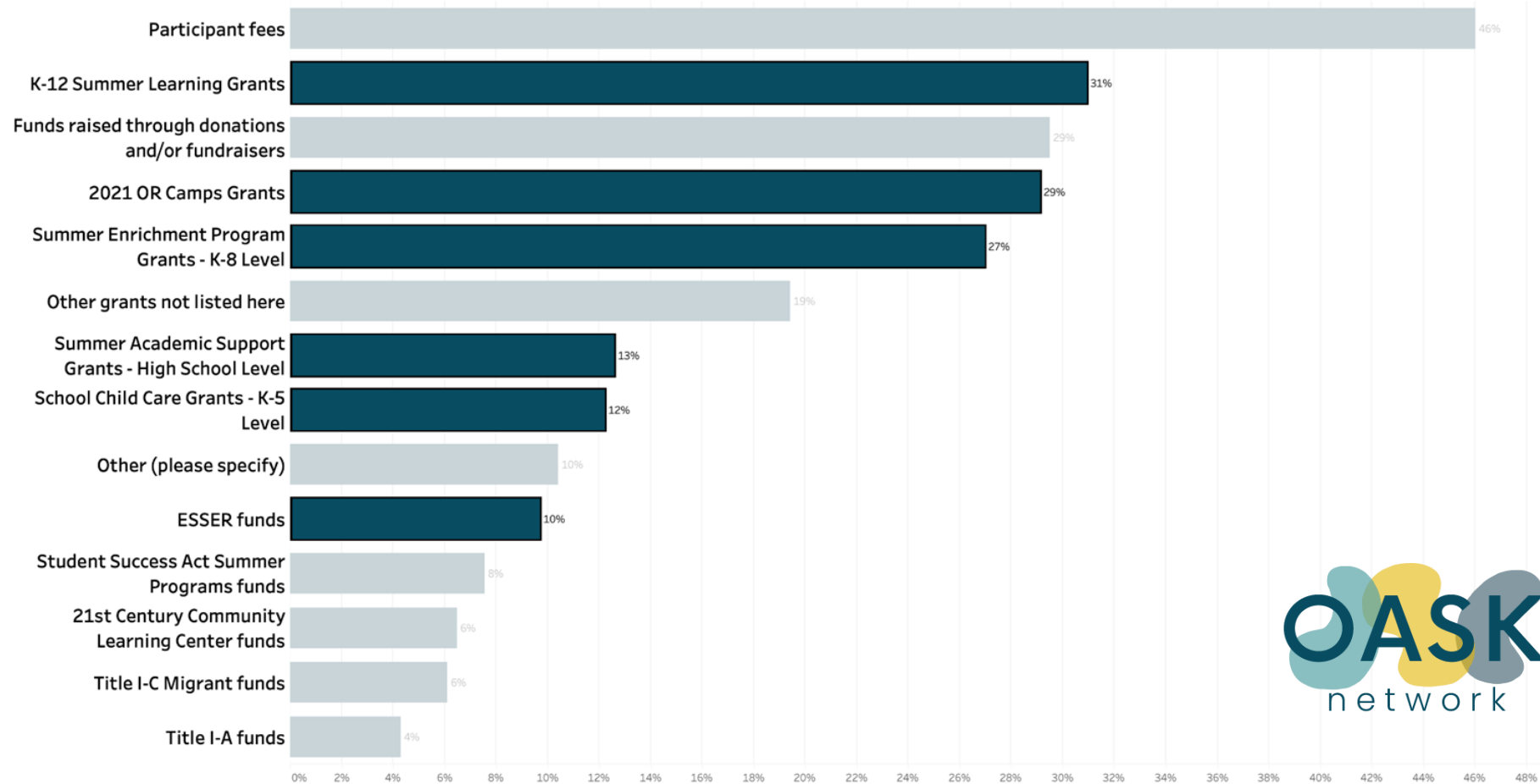
# Funding Sources for Summer Programs 2021

Mark all that apply



# Funding Sources for Summer Programs 2021 (COVID-19 Relief Funds Highlighted)

Mark all that apply



# School-Community Partnerships

35% of surveyed schools reported working with a non-school organization

Similarly, 36% of surveyed non-school organizations offered their programming in partnership with a school district.

The **most common forms of school-community partnership** included:

- **Space usage** (31% of respondents)
- **Food services**, such as Summer Food Service Programs (26%)
- **Funding support** (25%)



# Challenges: Staffing

- Summer programs struggled to find candidates and offer competitive compensation
- Delays at the Central Background Registry hindered new hires
- COVID guidance for stable groups and limited cohort size exacerbated staffing shortages



# Challenges: Pandemic Protocols & Guidance



- While programs felt more prepared than during Summer 2020, COVID-19 health and safety protocols still added additional costs and staff time
- Mask policies were especially challenging in some parts of the state
- Many programs felt that COVID guidance was unclear or confusing, and was published far too late

# Challenges: Short Timeline



- Short turnaround time between funding approval and the start of summer made planning very challenging
- Some organizations had to compromise on the quality and capacity of their programs

# Recommendations

- Public funding for summer should be **committed well in advance**
- Summer funding must include **direct support for community-based organizations**
- Invest in resources to support **school-community partnerships**
- Create **systems for accountability and reporting**