



OREGON
DEPARTMENT OF
EDUCATION

Oregon achieves . . . together!

High School Success Fund (Measure 98)

Presentation to the House Committee on Education

June 10, 2021



Oregon Department of Education Presenters

Scott Nine
Assistant Superintendent,
Education, Innovation & Improvement

Maggie Mashia
Director,
Programs and Practices

David Jamieson
Education Specialist,
High School Success

Presentation Overview

Part One: High School Success

- History & Program Overview
- Braiding of Funds

Part Two: Implementation

- Grant Recipient Spending

Part Three: Impact

- Results of the work

Part Four: Assessment and Analysis

- What have we learned
- Where are we going



Part One: History and Overview

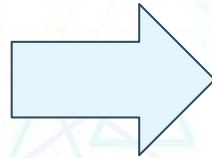
High School Success (Measure 98) History



Ballot Measure 98

Goal: Improve graduation rates

Passed with 65% voter support (November 2016)



Beginning in 2017 HSS grant recipients began using funds towards:

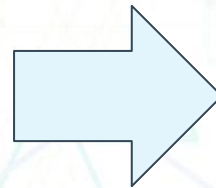
- Dropout Prevention
- College Level Education Opportunities
- Career & Technical Education

High School Success (Measure 98)

Funding History



2017-2019
\$170 million
State School Fund



2019-2021
\$318 million
State School Fund &
Statewide Education
Initiatives Account

High School Success (Measure 98)

Grant Recipient Plans

What's in a High School Success Plan?



Needs Assessment

Goals & Intended Outcomes

Budgeted Activities

How are Plans Reviewed and Approved?

Peer Review

Equity Check

ODE Approval

How will Success be Measured?

(Annual Review of Performance Targets & Intended Outcomes)

Graduation Rates

Ninth Grade On-Track

Dropout Rate

Regular Attendance

CTE and Advanced Course Enrollment

5-Year Completion Rate

High School Success (Measure 98)


Eligibility for Funds

Eligibility for Funds: All recipients must demonstrate eligibility for funds, including:

1. Teacher Collaboration Time around Data
2. Equitable Assignment of Students to Advanced Courses
3. Systems Ensuring On-time Graduation
4. Practices to Reduce Chronic Absenteeism

Program Areas: Depending on the level of funding, recipients must spend funds in three program areas:

- Drop-Out Prevention
- Career & Technical Education
- College-Level Opportunities



High School Success (Measure 98)

Distribution of Fund

Annual Funding Tiers & Programmatic Focus

Tier 1
Choose 1

<\$100,000

75

HSS Grantees

Tier 2
CTE + 1

\$100-350,000

78

HSS Grantees

Tier 3
All 3


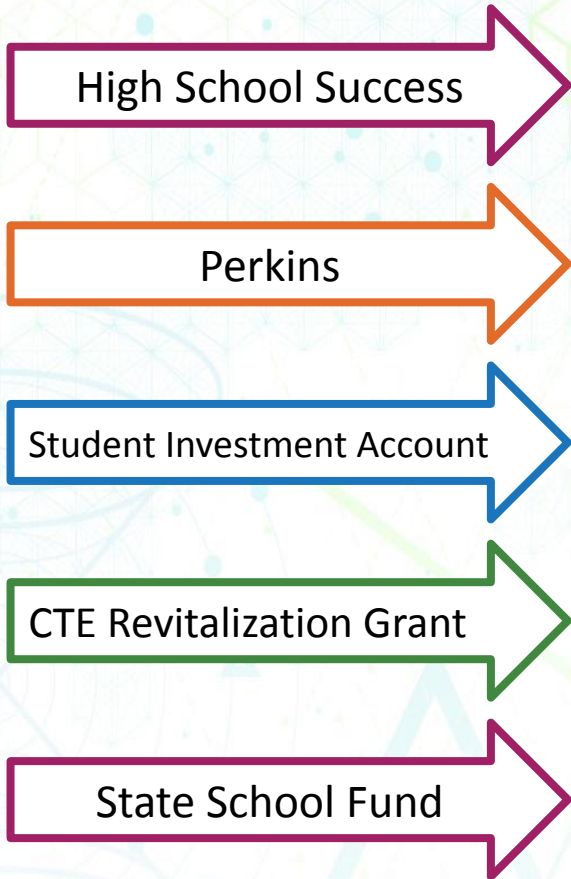
>\$350,000

78

HSS Grantees

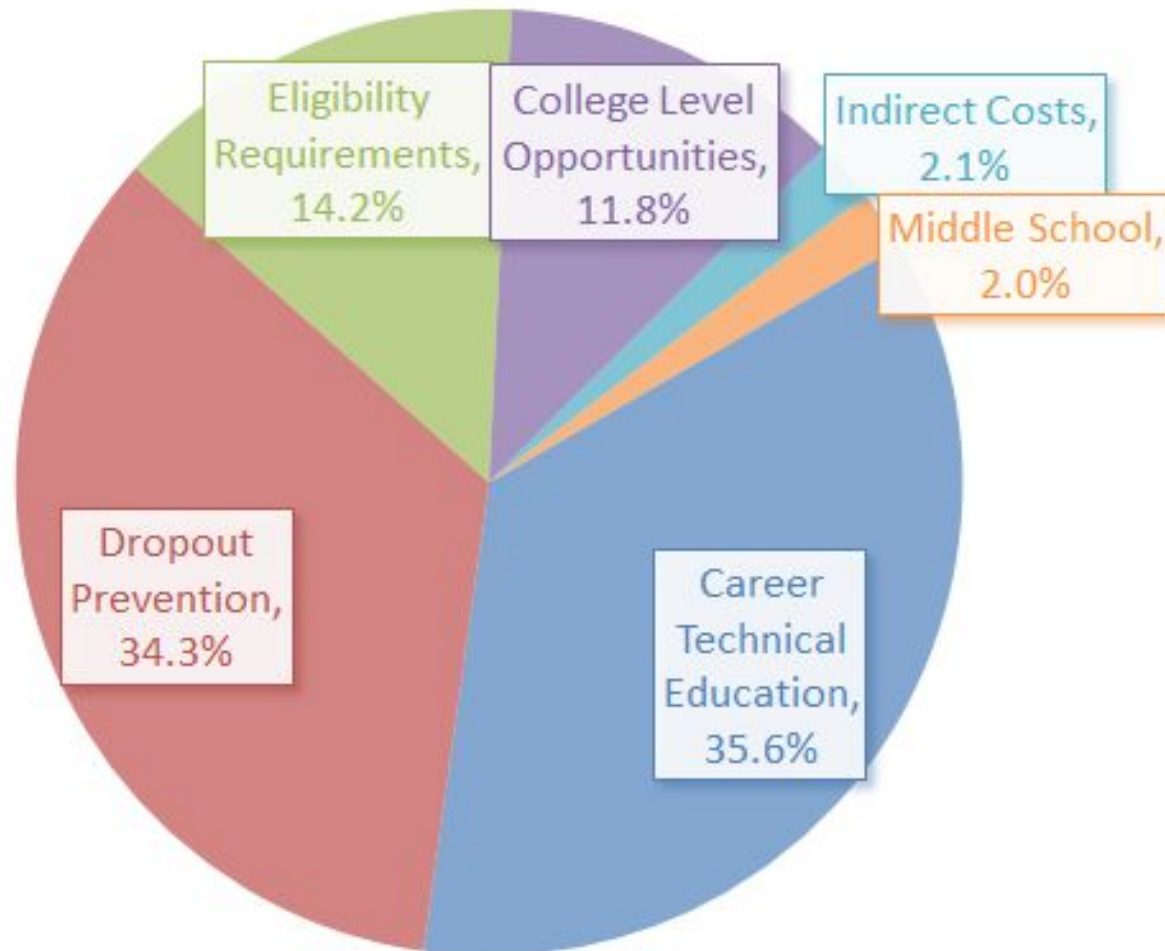
High School Success (Measure 98)

Working Together



Part Two: Implementation

High School Success (Measure 98) 19-21 Projected Use of Funds



High School Success (Measure 98)

Dropout Prevention Spending

Key Spending Themes for Dropout Prevention:

- Teacher collaboration
- Increase in academic support
- Increase in engagement opportunities
- Social/emotional supports
- Removal of barriers



High School Success (Measure 98) College Level Opportunities Spending

Key Spending Themes for College Level Opportunities:

- Exposure to colleges and universities
- College and Career Counselors
- Increase in college level course opportunities
- Increased access and support to college-level coursework, focused on marginalized populations.



High School Success (Measure 98)

Career and Technical Education (CTE) Spending



Key Spending Themes for Career and Technical Education:

- New programs of study, additional classes and increased opportunities
- Facilities and equipment to meet industry standards
- Staff licensure
- Student certification
- Removal of barriers

High School Success (Measure 98) Eligibility Requirements

Timeline for Support in Eligibility

2020-2021

ODE's
Assessment of
Eligibility
Requirements

2021-2022

Check-ins,
support, and
spring
determination
of eligibility

2022-2023

Corrective
Action Plans and
ODE support

Part Three: Impact

High School Success (Measure 98)

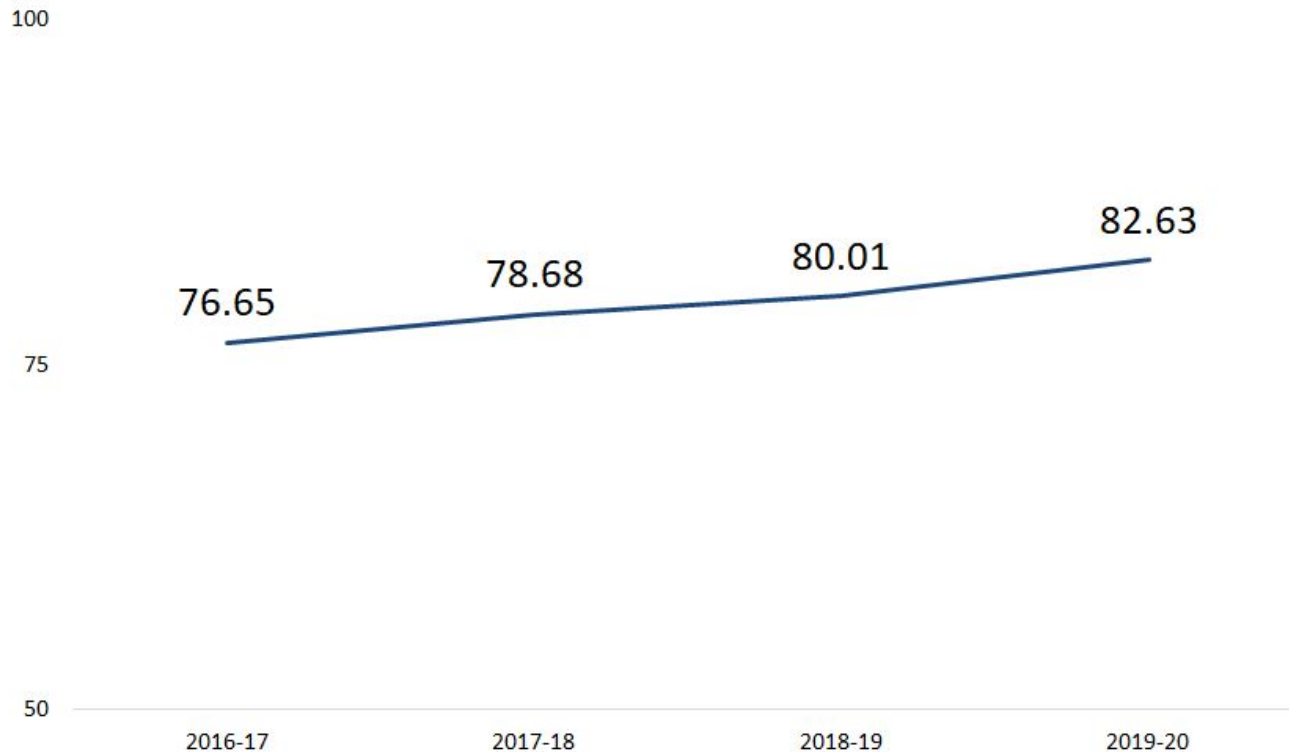
Impact

What You'll See:

- **42% increase in the number of CTE programs since 2016-17**
- Graduation and On-Track rates have been steadily increasing, but gaps remain
- Increased access to advanced coursework

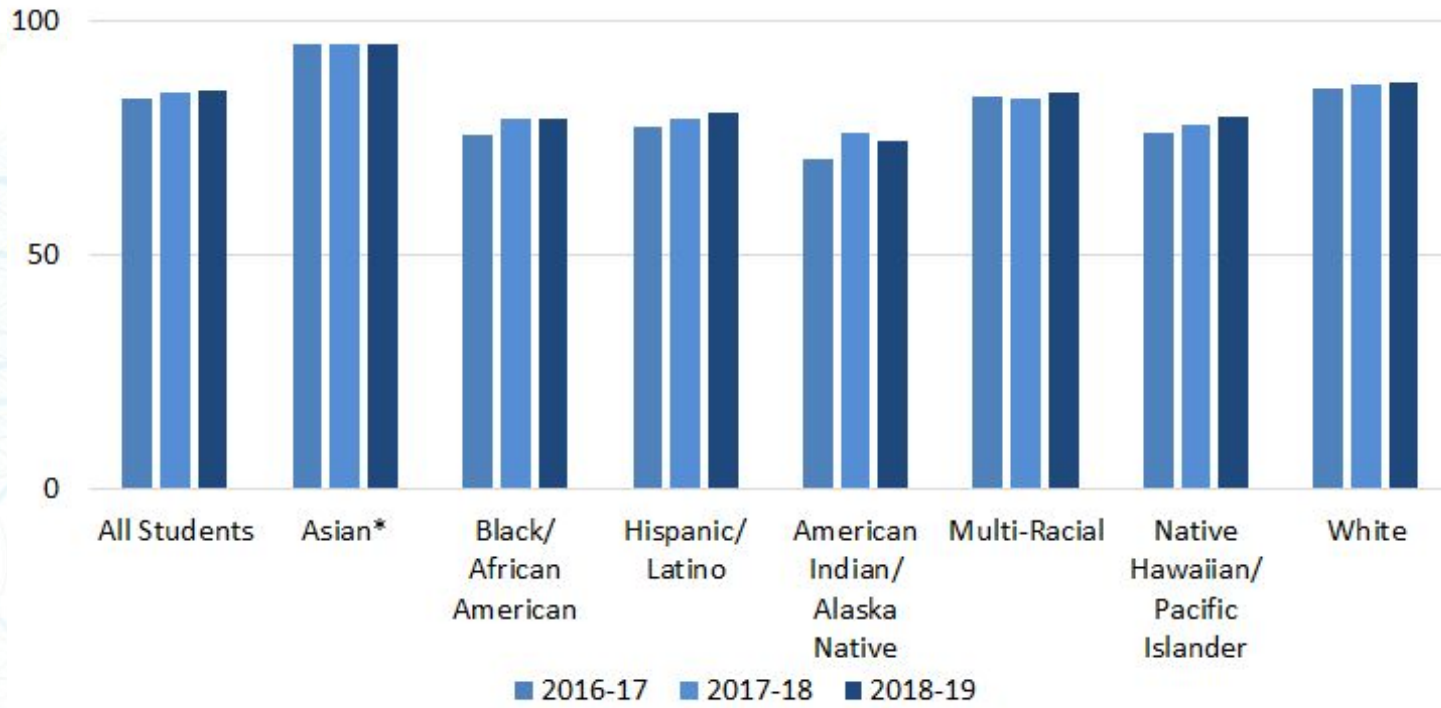
High School Success (Measure 98) Graduations Rates

Four-year Cohort Graduation Rates



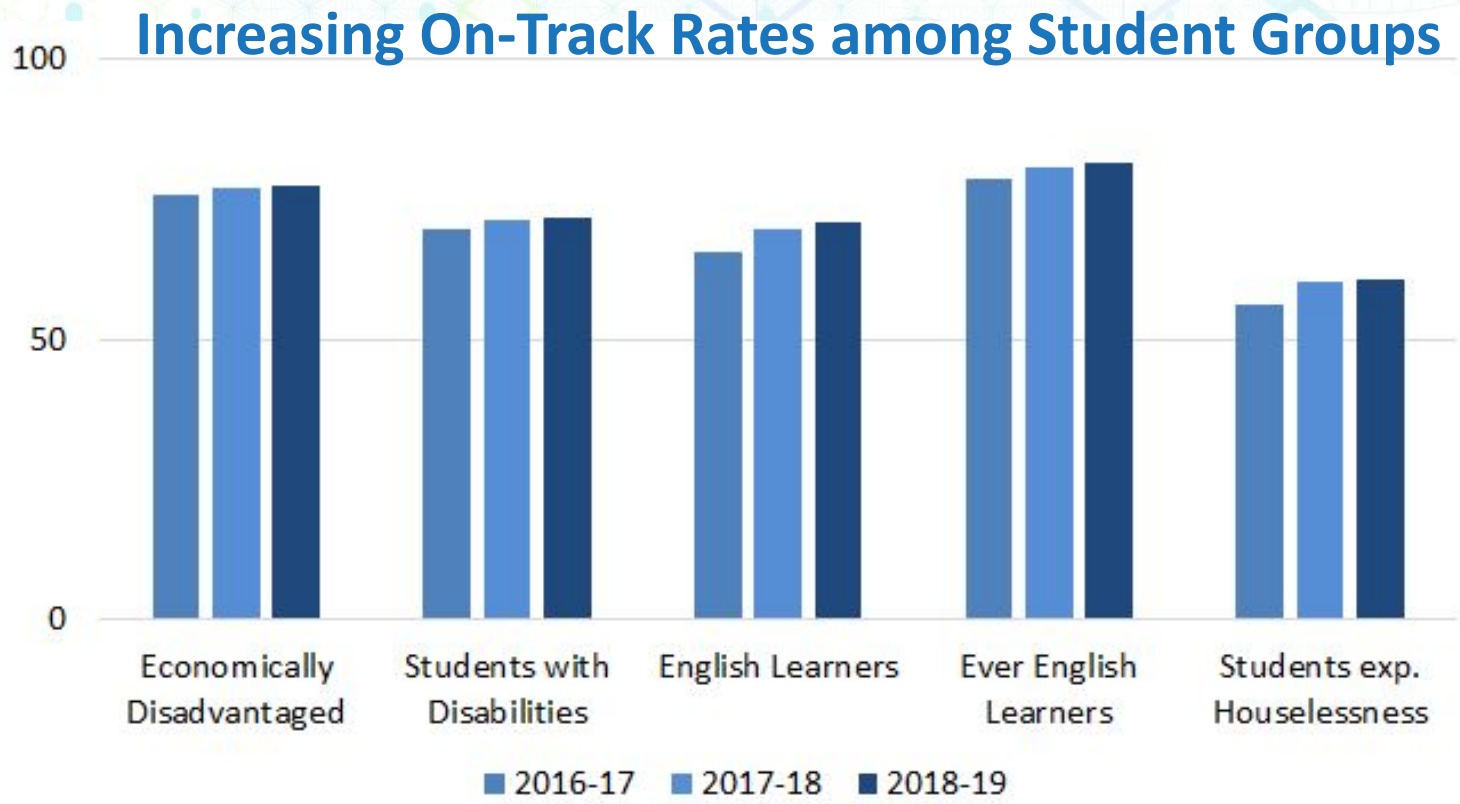
High School Success (Measure 98) 9th Grade On-Track

Increasing On-Track Rates among Student Groups



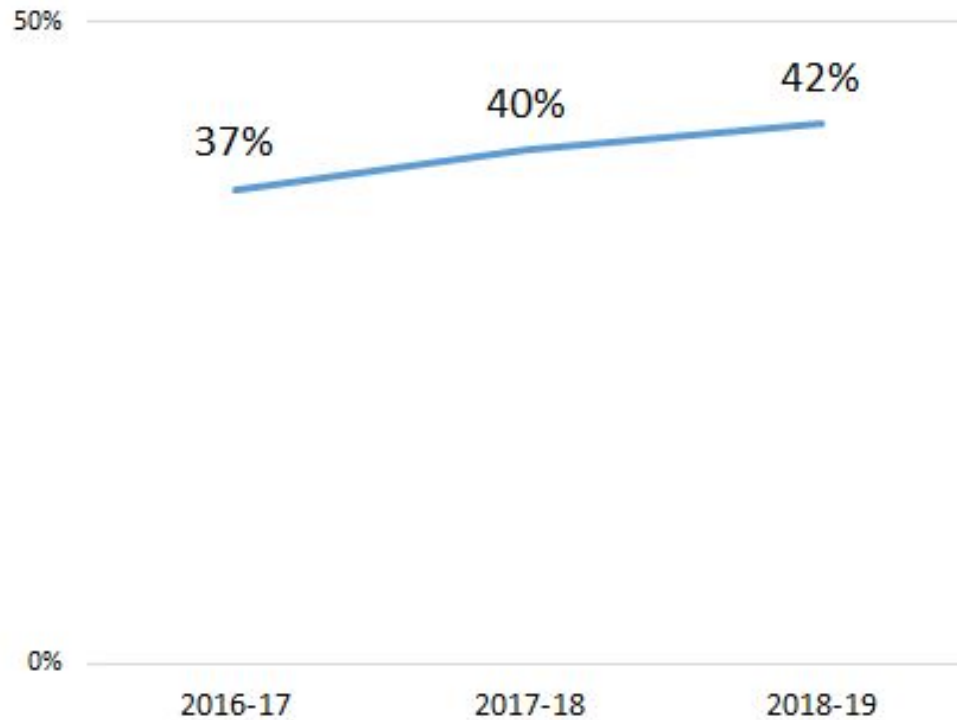
*Rates for Asian students are >95%, suppressed to protect student confidentiality

High School Success (Measure 98) 9th Grade On-Track



High School Success (Measure 98) Participation in Advanced Coursework

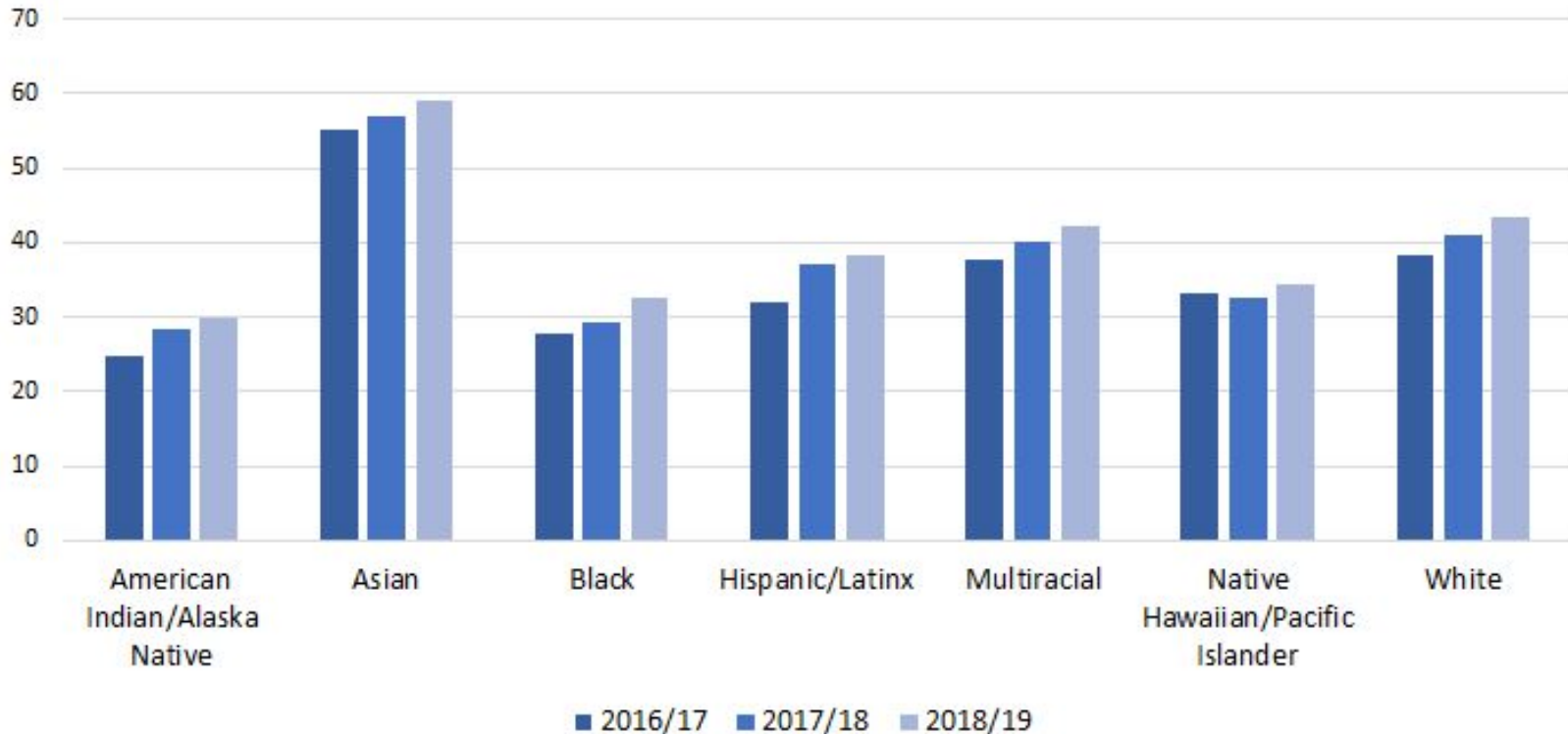
Increasing Access to Accelerated Learning



High school students participating in accelerated learning, including Regional Promise, Dual Credit, AP, IB, and Direct Enrollment.

High School Success (Measure 98) Participation in Advanced Coursework

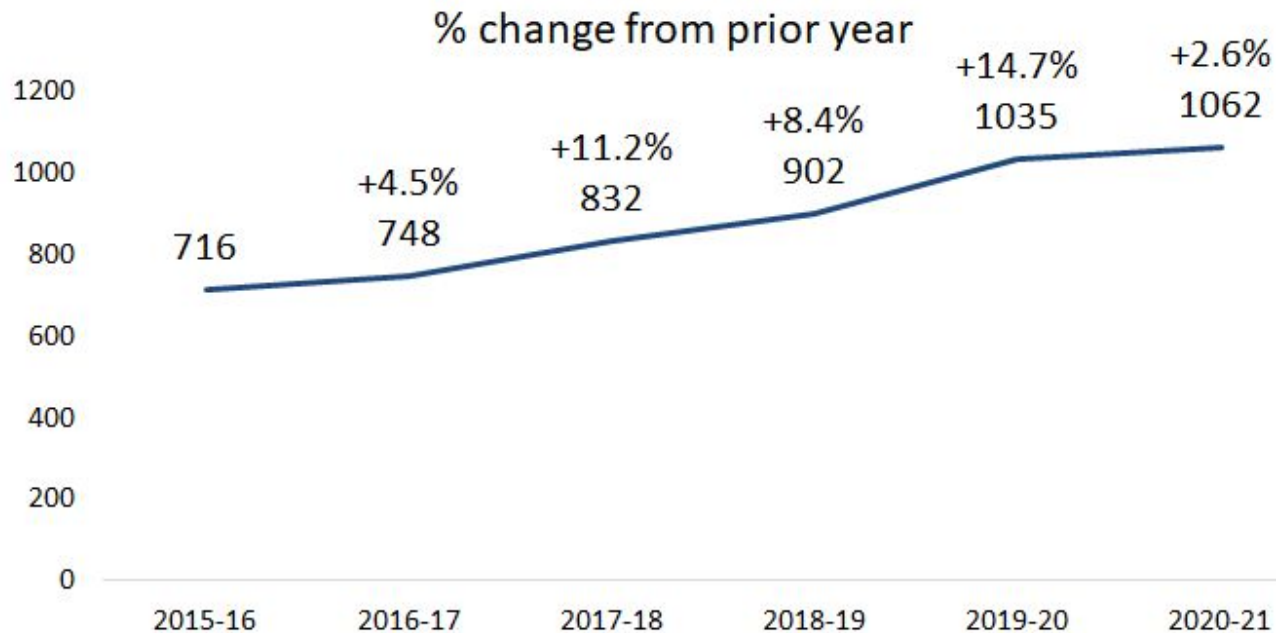
Increasing Access to Accelerated Learning



High school students participating in accelerated learning, including Regional Promise, Dual Credit, AP, IB, and Direct Enrollment.

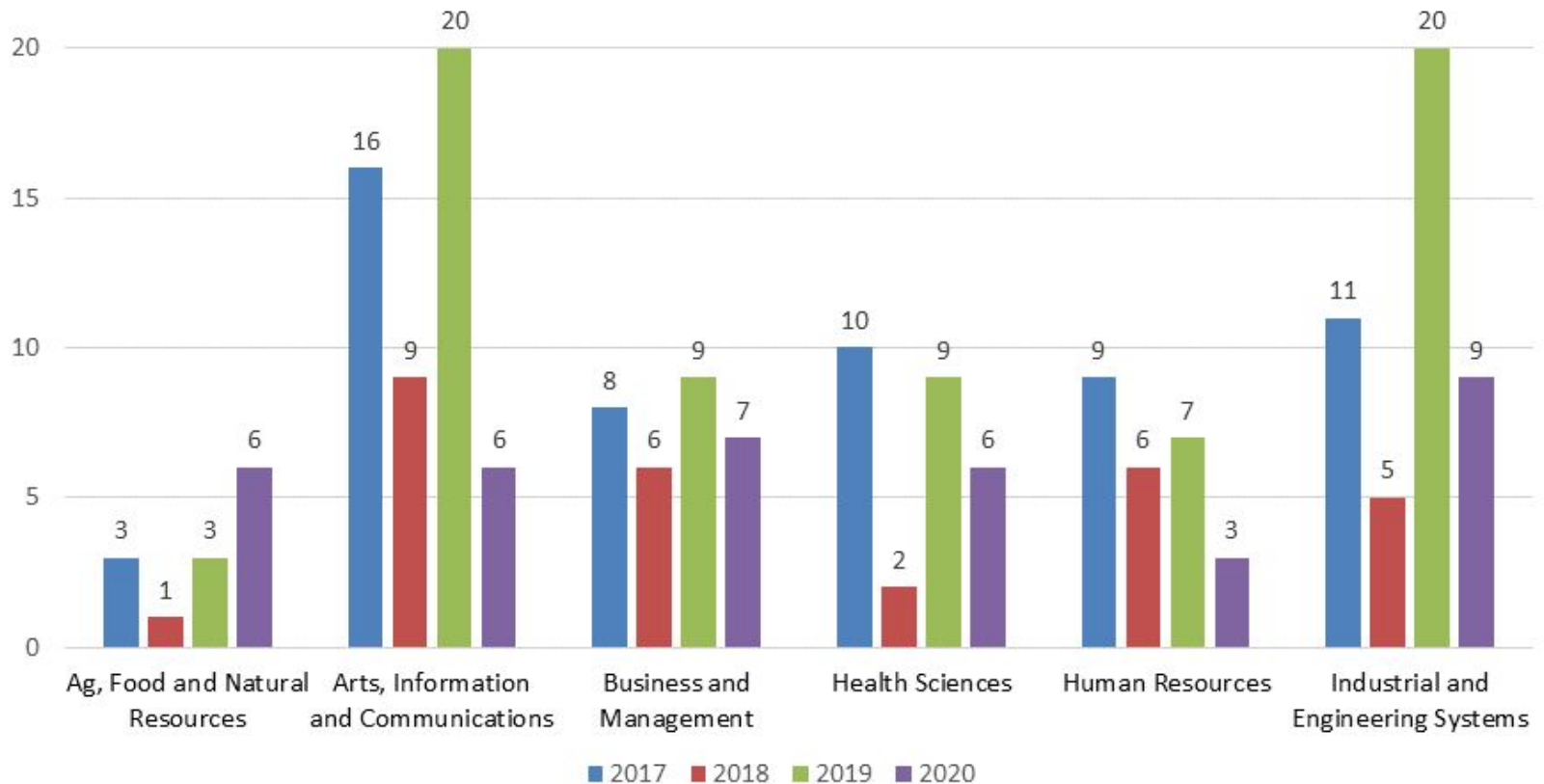
High School Success (Measure 98) CTE Programs of Study

Number of Approved High School CTE Programs



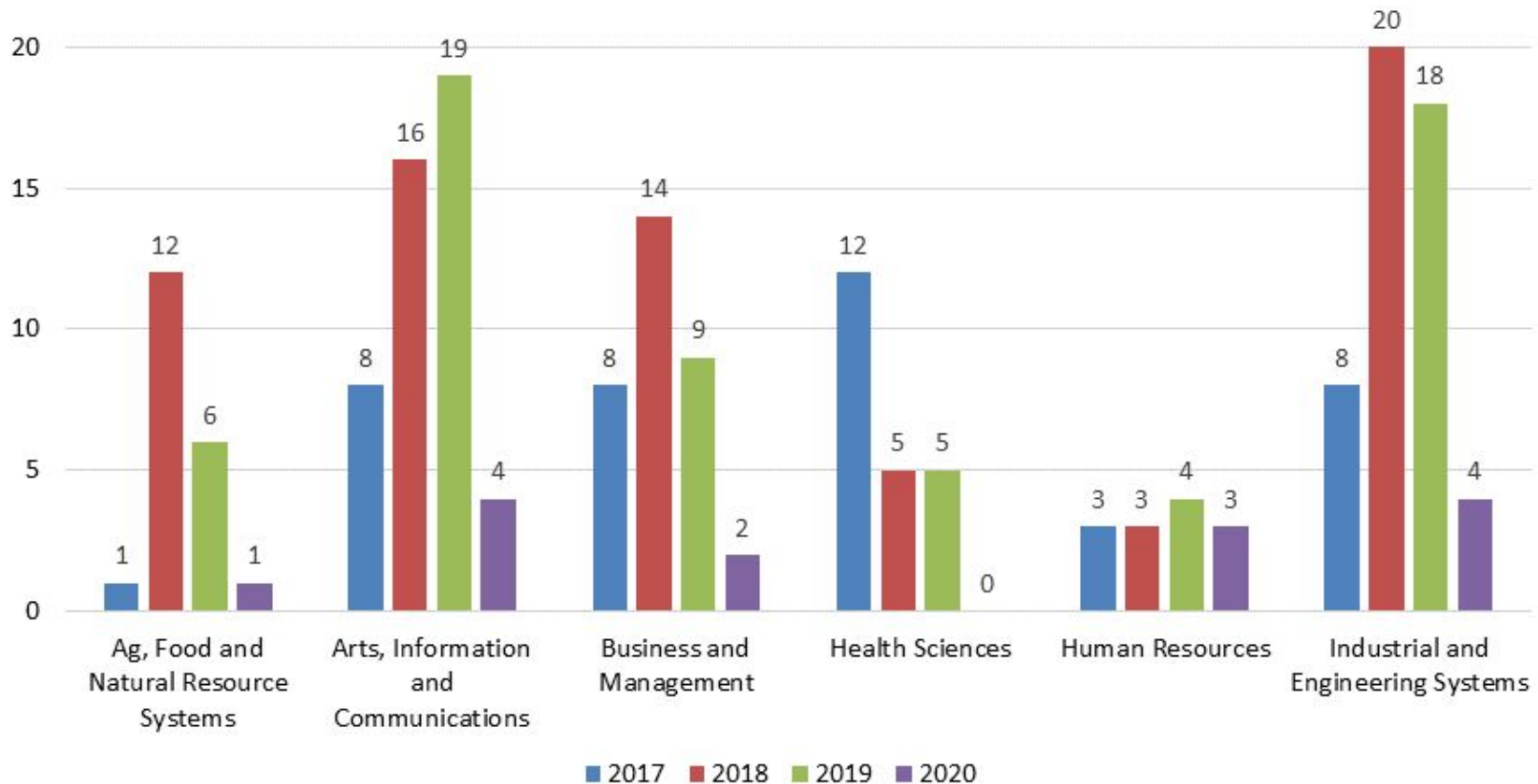
High School Success (Measure 98) CTE Programs of Study

New Start Up Programs of Study by Career Area



High School Success (Measure 98) CTE Programs of Study

New CTE Programs of Study by Career Area



High School Success (Measure 98) Recipient Voice

“M98 provides students the opportunity to not only think about various careers but participate in paid internships to truly explore them.”
Heidi Sipe, Superintendent
Umatilla School District

“We have increased CTE pathways, expanded college opportunities, targeted absenteeism, and developed data analysis methods to better inform system change.”

Wes Owens, Superintendent
Sherman County School District

“HSS funds have allowed us to close gaps in 9th grade on-track rates. We would not be able to build and sustain this programming and support without these funds. They are imperative to serving students, specifically those we've historically underserved.”
Amber Fields, Director of Secondary Education
Tigard-Tualatin School District

High School Success (Measure 98) Secretary of State Audit

2020 Secretary of State Audit

“ODE held a robust and effective planning process, resulting in 230 recipients with approved plans.”

“High School Success program staff are deliberate about involving staff from other ODE programs.”

“The High School Success team supported districts and charter schools effectively through the plan development, application, and change process.”

“The High School Success team thoughtfully applied ODE’s equity lens to recipients’ self-assessments, plan development, and application processes.”

“The team laid a solid foundation for the program’s implementation.”

Part Four: Assessment and Analysis of Implementation to Date

High School Success (Measure 98) Informal ODE Assessment of Implementation

Increase of support and opportunities for students

Recipients are being strategic with streamlining implementation

Key data indicators are improving

Growth within focal populations is happening, but we still have work to do

COVID impacted progress, but there have been positives that came from it.

High School Success (Measure 98) Implementation Challenges

1.

Larger programmatic focus prior to this year


2.

Rethinking systems, policies, and practices post-COVID


3.

Funding levels for smaller schools and districts can make implementation of programs challenging

High School Success (Measure 98) Moving Forward



More focus on removing
barriers and providing
supports that address
identified gaps

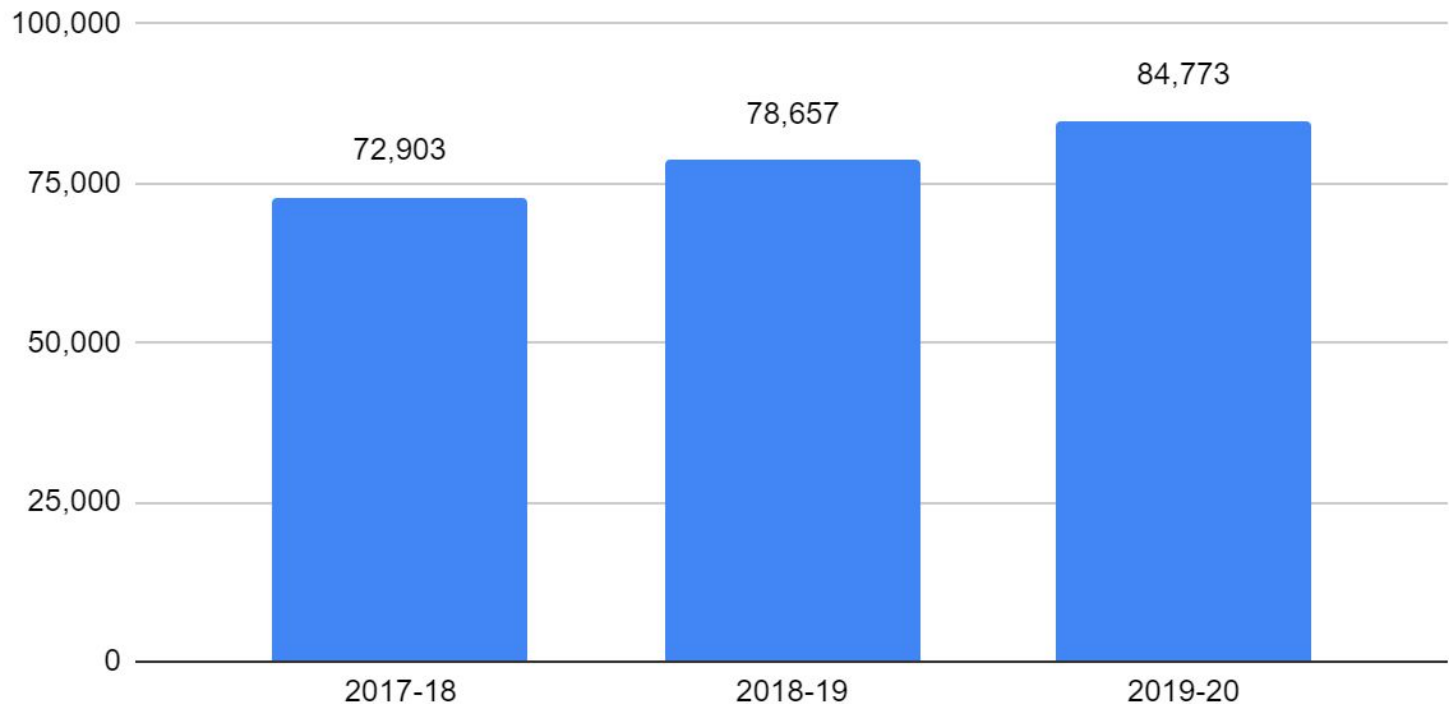


Equity must
continue to
drive
decision-making

Post-Question Slides

High School Success (Measure 98) CTE Enrollment

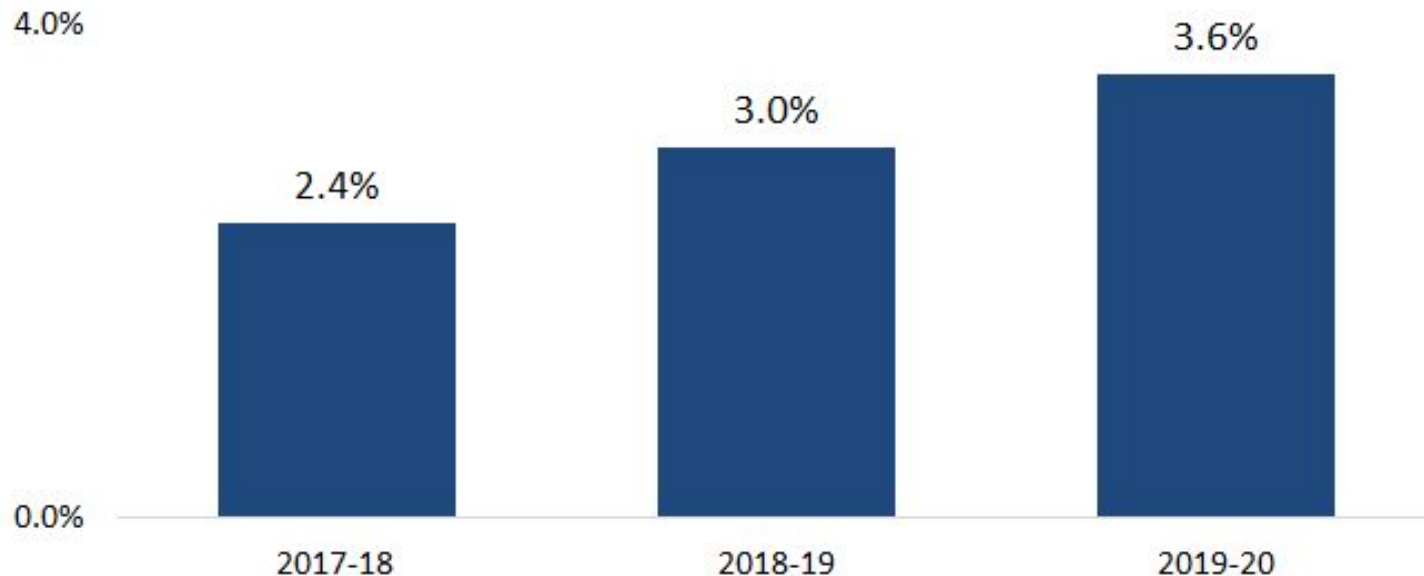
CTE Enrollment Increased by 8% Yearly
within HSS Grant Recipients Spending on CTE



High School Success (Measure 98) CTE Enrollment: Underserved Populations

English Learner Proportion of CTE Enrollment has Increased

within HSS Grant Recipients Spending on CTE



High School Success (Measure 98) CTE Enrollment: Underserved Populations

2018-19 Enrollment Demographics

