



OREGON

Debris Management
Task Force

Wildfire Debris & Hazard Tree Removal Update

HOUSE SPECIAL COMMITTEE ON WILDFIRE RECOVERY

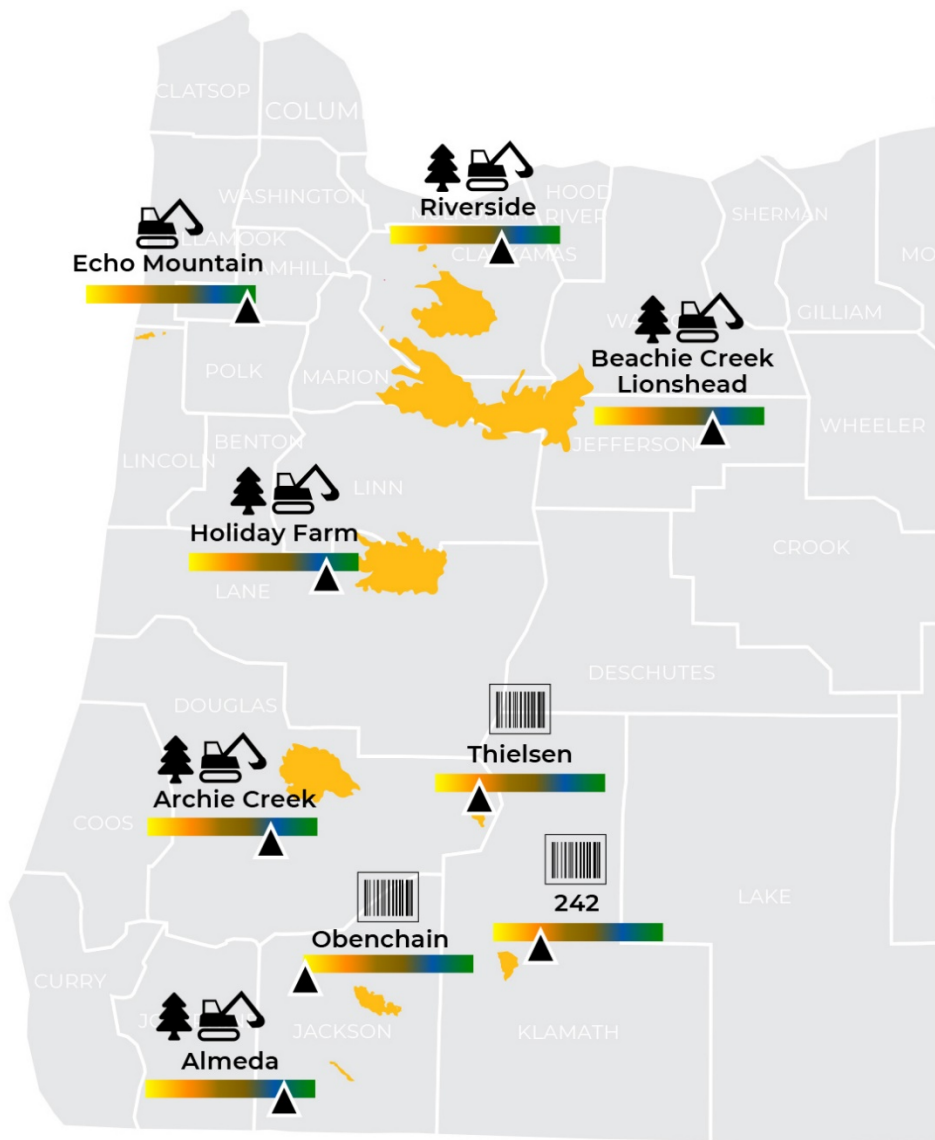


MAY 21, 2021



Weekly topline points | from the week of May 17-21

- **We have passed the halfway point for participating home sites cleared. +63 cleared sites completed this week for a total of 1,879 statewide** (out of 2,825 total home sites).
- **78,944 fire-damaged trees marked and 36,815 removed** of the more than 140,000 estimated statewide. Trees are marked through a series of reviews and quality control measures.
- **Review of hazard tree operation underway. Independent arborist began work this week.** Findings report expected in early June and we look forward to learning more about any potential recommendations.
- **Working closely with a range of federal and state partners to prepare and be ready for fire season.** Ongoing planning and coordination with USFS, BLM, ODF and local jurisdictions to ensure our operation is ready for any challenges resulting from another potentially severe wildfire season.
- **With Memorial Day approaching, we encourage travelers to use alternate routes and avoid delays.** This is especially true for the Highway 138 east of Roseburg/Glide where BLM recreation sites and boat ramps have reopened.
- **The hotline 503-934-1700** is always available to help answer questions and coordinate concerns.




1,879 home sites
 cleared
 throughout
 Oregon

1,418 properties
 and **2,825 home**
 sites currently
 participating in
 the Step 2
 cleanup process 

78,944 trees
 marked and
 ready to
 be cut 

36,815 hazard
 trees removed 


1,207 people
 in the workforce,
67% from Oregon

160 firms 
 performing
 cleanup, **144** are
Oregon-based,
68 certified small
 businesses

BY THE NUMBERS

As of Thursday 5/19/21

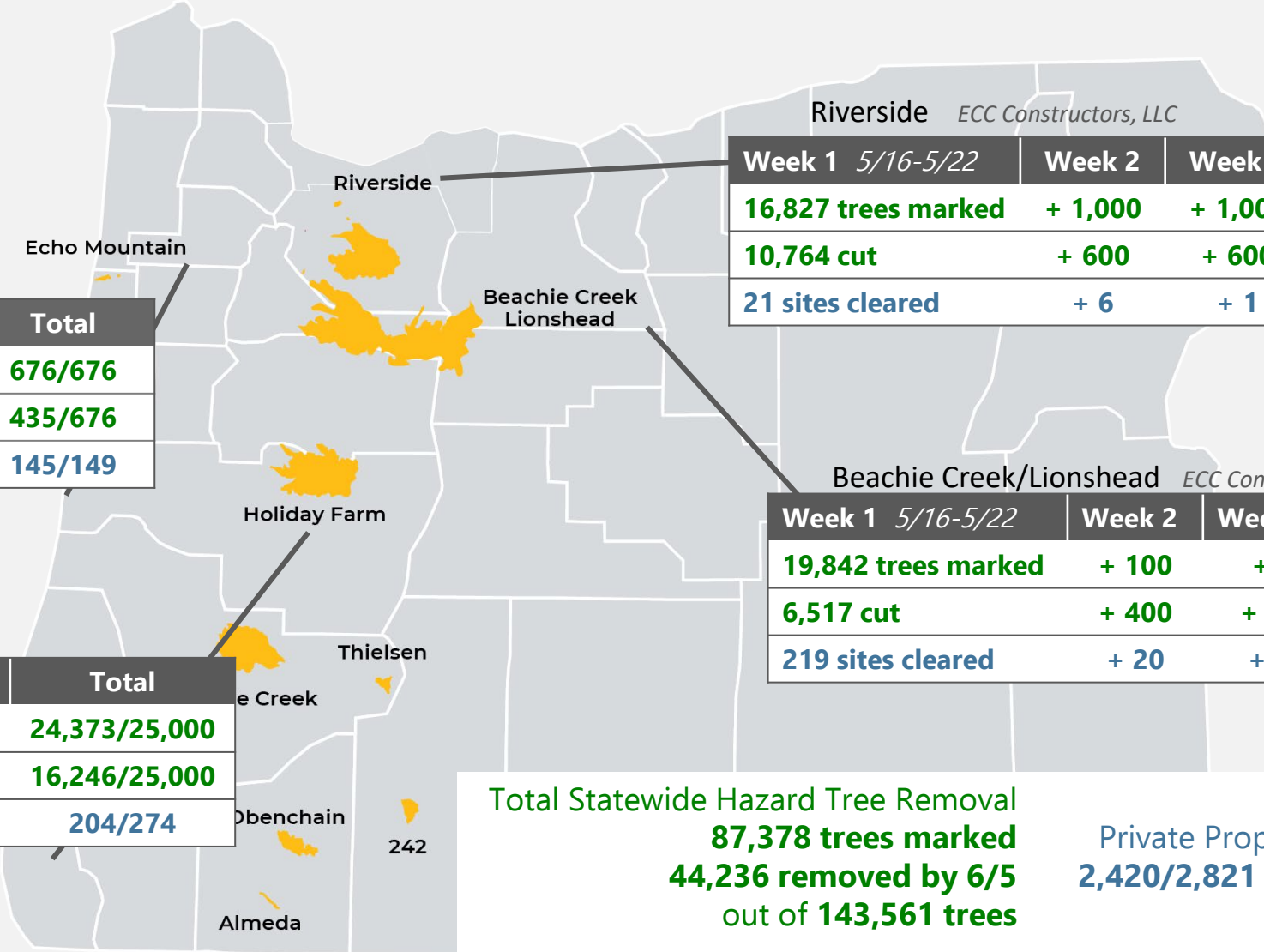
- **1,418 properties and 2,825 home sites participating** through complete Right of Entry forms (this number fluctuates).
- **Number of crews working:**
 84 contractor crews,
 58 monitoring crews
 currently working.
- **Data dashboard** by fire and interactive status map:
<https://bit.ly/3bMyqBl>

Legend: 

 Environmental Testing
  Tree Marking
  Tree Removal
  Debris Cleanup
  Complete

Hazard Tree Removal and Private Property Debris Removal

look ahead: northern Oregon



Echo Mountain *K&E Excavating, Inc.*

| Week 1 5/16-5/22 | Week 2 | Week 3 | Total |
|--------------------------|-------------|-------------|----------------|
| 676 trees marked | - | - | 676/676 |
| 415 cut | + 10 | + 10 | 435/676 |
| 129 sites cleared | + 10 | + 6 | 145/149 |

Riverside *ECC Constructors, LLC*

| Week 1 5/16-5/22 | Week 2 | Week 3 | Total |
|----------------------------|----------------|----------------|----------------------|
| 16,827 trees marked | + 1,000 | + 1,000 | 18,827/74,334 |
| 10,764 cut | + 600 | + 600 | 11,964/74,334 |
| 21 sites cleared | + 6 | + 1 | 28/28 |

Beachie Creek/Lionshead *ECC Constructors, LLC*

| Week 1 5/16-5/22 | Week 2 | Week 3 | Total |
|----------------------------|--------------|--------------|----------------------|
| 19,842 trees marked | + 100 | +58 | 20,000/20,000 |
| 6,517 cut | + 400 | + 400 | 7,317/20,000 |
| 219 sites cleared | + 20 | + 20 | 259/526 |

Holiday Farm *Suulutaaq, AshBritt Environmental*

| Week 1 5/16-5/22 | Week 2 | Week 3 | Total |
|----------------------------|--------------|--------------|----------------------|
| 23,908 trees marked | + 550 | + 542 | 24,373/25,000 |
| 15,246 cut | + 500 | + 500 | 16,246/25,000 |
| 164 sites cleared | + 20 | + 20 | 204/274 |

Total Statewide Hazard Tree Removal
87,378 trees marked
44,236 removed by 6/5
 out of **143,561 trees**

Total Statewide Private Property Debris Removal
2,420/2,821 sites cleared by 6/5

Hazard Tree Removal and Private Property Debris Removal

look ahead: southern Oregon

Archie Creek *Ceres Environmental, K&E Excavating, Inc.*

| Week 1 5/16-5/22 | Week 2 | Week 3 | Total |
|----------------------------|----------------|----------------|----------------------|
| 10,739 trees marked | + 1,000 | + 1,000 | 12,739/13,415 |
| 3,645 cut | + 600 | + 600 | 4,845/13,415 |
| 41 sites cleared | + 10 | + 10 | 61/79 |

Obenchain *To be assigned shortly*

| Week 1 5/16-5/22 | Week 2 | Week 3 | Total |
|------------------------|------------|------------|--------------|
| - | - | - | - |
| - | - | - | - |
| 0 sites cleared | + 5 | + 5 | 10/17 |

Alameda *Ashbritt Environmental*

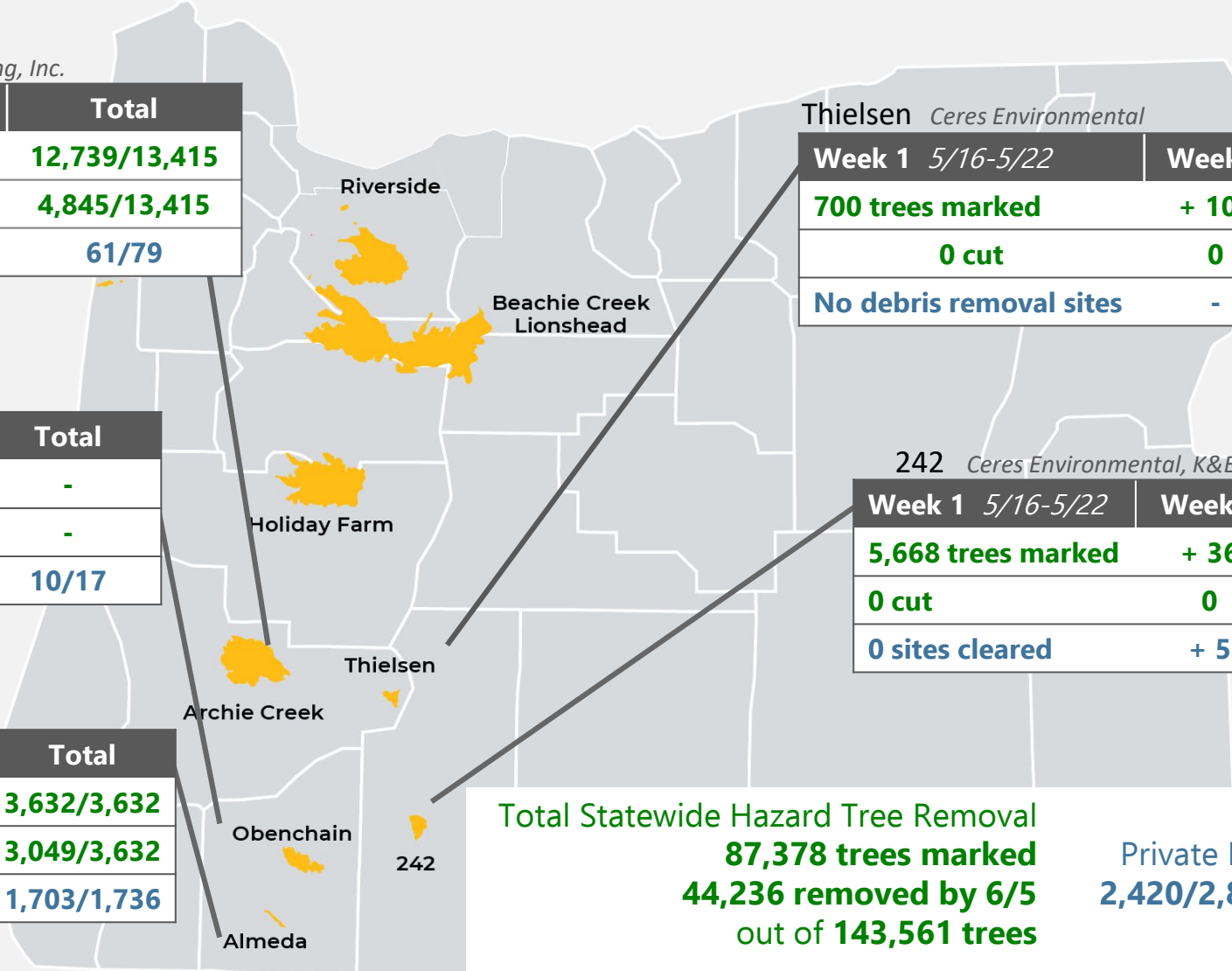
| Week 1 5/16-5/22 | Week 2 | Week 3 | Total |
|----------------------------|--------------|--------------|--------------------|
| 3,544 trees marked | + 50 | + 38 | 3,632/3,632 |
| 2,049 cut | + 500 | + 500 | 3,049/3,632 |
| 1,463 sites cleared | + 120 | + 120 | 1,703/1,736 |

Thielsen *Ceres Environmental*

| Week 1 5/16-5/22 | Week 2 | Week 3 | Total |
|--------------------------------|--------------|--------------|----------------|
| 700 trees marked | + 100 | 0 | 800/800 |
| 0 cut | 0 | + 300 | 300/800 |
| No debris removal sites | - | - | - |

242 *Ceres Environmental, K&E Excavating, Inc.*

| Week 1 5/16-5/22 | Week 2 | Week 3 | Total |
|---------------------------|-------------|--------------|--------------------|
| 5,668 trees marked | + 36 | 0 | 5,704/5,704 |
| 0 cut | 0 | + 100 | 100/5,704 |
| 0 sites cleared | + 5 | + 5 | 10/12 |



Total Statewide Hazard Tree Removal
87,378 trees marked
44,236 removed by 6/5
 out of **143,561 trees**

Total Statewide Private Property Debris Removal
2,420/2,821 sites cleared by 6/5

Track status with us



[Youtube.com/OregonDOT](https://www.youtube.com/OregonDOT)



[Twitter.com/OregonOEM](https://twitter.com/OregonOEM)



[Flickr.com/oregondot](https://www.flickr.com/oregondot)

Webpage, interactive status map, dashboard
wildfire.oregon.gov/cleanup

Debris news page
www.DebrisCleanupNews.com



odot.wildfire@odot.state.or.us



Hotline: 503-934-1700