

Ways and Means Reference Materials

2021-2023 Budget Presentation



**OREGON
DEPARTMENT OF
AGRICULTURE**

Table of Contents

Overview

Agency Goals	4
Strategic Plan Key Objectives.....	5
Governor’s Budget Summary	6
Key Performance Measures.....	9
How We Work For You	23
Biennial Report 2017-2019.....	26
2017 Census of Agriculture - Oregon State Profile....	33
BIPOC Agricultural Producers in Oregon.....	34
ODA Active License Count by Year (2010 to 2020) ...	35
Changes to ODA Organizational Structure (2019 to 2020).....	38
ODA Office Locations.....	40

Overall Trends & Issues

Major Budget Drivers.....	41
Environmental Factors.....	42
Program Additions	45
Hemp Program Statistics	46
Increased Engagement and Transparency	47
Collaborative Programs.....	48
Government-to-Government 2020 Annual Report ...	52
Major Changes to the Agency in the Past Six Years...	55
Special Session 2020 Reductions	59
Lottery Fund Impacts.....	60
Expenditures by Budget Category.....	61
Policy Area Expenditures	62
Expenditures by Fund Type	63
Legislative Bills 2021.....	64
Fiscal Impact of Proposed Legislation	65

Reduction Options

Reduction Options	68
Detail of Reduction Options.....	84
Summary of Long Term Vacancies.....	87

Coronavirus Relief Funds and Implications for 2021-23

How COVID-19 Impacted Work at ODA.....	88
Food Safety Program Caseload Backlog	92
Coronavirus Relief Funds Reimbursement Request...	93
Food Security and Farmworker Safety Program Report.....	94

Appendix

Department and Program Reports	97
Results of Audits	98
Supervisory Span of Control Report.....	99
Proposed Technology and Capital Construction Projects	101
Program Prioritization for 2021-23.....	102
Other Funds Ending Balance Form	107

“

The mission for the Oregon Department of Agriculture is to ensure healthy natural resources, environment, and economy for Oregonians now and in the future through inspection and certification, regulation, and promotion of agriculture and food.

ODA is organized around this mission and is empowered primarily under the following Oregon Revised Statutes:

561, 564, 568 and 570 through 635, and 315 and Oregon Administrative Rules: 603 through 605, 607, 609, 611, 617, 619, 623, 624, 642 through 647, 655 through 658, 664, 668 through 670, 678, and 972.



**OREGON
DEPARTMENT OF
AGRICULTURE**

Agency Goals

- Maintain core agency services that focus on ensuring healthy natural resources, environment and economy for all Oregonians.
- Support consumer protection and public health while facilitating production and distribution of food from farm to table during the COVID-19 public health emergency.
- Support a full and equitable economic recovery for Oregon's farmers, ranchers, food producers, and citizens.
- Incorporate climate change considerations into our day to day work, and continue programs that help agriculture reduce emissions, sequester carbon, and adapt to climate change.
- Balance varied constituent interests across complex agricultural policy issues. The ability to be flexible and provide services that cut across program lines is critical to meet the needs of the industry and the public.
- Evaluate programs that do not have organized stakeholder engagement and consider creating a structure as needed.
- To recruit, maintain, and retain highly qualified staff who are provided with the necessary tools to service a wide range of complex and valuable programs for Oregon agriculture statewide.
- Secure adequate funding for ODA programs to efficiently and cost-effectively accomplish the mission and objectives of the agency.
- Further develop the ODA's technical infrastructure and capacity to provide effective and efficient service delivery. ODA must maintain a strong technical core that includes information systems, laboratory, inspection, certification, and marketing expertise.
- Maintain excellence in department fiscal responsibility through Gold Star Certification.
- Develop a process of tracking the effectiveness of education, outreach and technical assistance to achieve a culture of support tied to compliance.
- Review representation on ODA advisory committees and the Oregon Commodity Commissions to ensure diversity and inclusion of traditional and non-traditional stakeholders.
- Develop a strategic communication plan to enhance the effectiveness of ODA's communication ensuring equity and inclusion for all customers, stakeholders, interested parties, and Oregonians.
- Develop strategy and brand ODA with the agriculture youth audience.
- Connect ODA staff with all communities in Oregon.
- Develop strategy to collect customer feedback.
- Promote co-existence within a diverse agriculture sector.
- Maintain the role of the State Board of Agriculture in guiding ODA policy development.

Strategic Plan Key Objectives

The agency continues to implement its strategic plan, which was developed with input from the Board of Agriculture, front line ODA staff, surveys, agency managers, agency stakeholders and interested parties.

The strategic plan includes both short and long-term goals. The department has developed tactics to implement goals and is currently working on metrics for measuring implementation of the goals. The full strategic plan is available on our website at: <https://ODA.direct/StrategicPlan>



OREGON DEPARTMENT OF AGRICULTURE STRATEGIC PLAN SUMMARY | 2018-2023

MISSION

Ensure healthy natural resources, environment, and economy for Oregonians now and in the future through inspection and certification, regulation, and promotion of agriculture and food.

VISION

The Oregon Department of Agriculture remains able to serve the changing needs of Oregon's diverse agricultural and food sectors to maintain and enhance a healthy natural resource base and strong economy in rural and urban communities across the state.



OBJECTIVE 1: ROLE MODEL ORGANIZATION

- Be adaptive
- Achieve operational objectives and goals
- Provide quality work products and services



OBJECTIVE 2: CULTURE OF COMPLIANCE & SUPPORT

- Provide education and outreach with a regulatory backstop
- Use progressive compliance strategies



OBJECTIVE 3: CULTURE OF COLLABORATION

- Engage interested parties
- Respect all view points
- Develop and grow partnerships



OBJECTIVE 4: FOSTER EMPLOYEE EXCELLENCE

- Integrate mission and values into daily work
- Support an encouraging work atmosphere
- Provide professional growth opportunities



OBJECTIVE 5: EXCELLENCE IN CUSTOMER SERVICE

- Embrace, support, and promote the diversity of Oregon agriculture
- Address customers' needs



OBJECTIVE 6: CONNECT & PROMOTE OREGON AGRICULTURE

- Raise awareness of opportunities within Oregon agriculture
- Connect Oregonians to Oregon agriculture



OBJECTIVE 7: INCLUSIVE COMMUNICATION

- Be clear and concise
- Use effective tools
- Be responsive to customers, consumers, and public

CORE VALUES

Honesty, integrity, and fairness

Diversity, equity, and inclusion

Respect for people and property

Practical collaborative approaches to problem solving

Science-based approaches: technical and professional competence

Transparency

Quality customer service

Governor's Budget Summary



2021-23 Governor's Budget

	2019-21 Legislatively Adopted Budget	2021-23 Current Service Level	2021-23 Governor's Budget
General Fund	\$ 25,991,367	\$ 26,580,755	\$ 26,998,831
Lottery Fund	10,568,358	8,554,981	8,837,118
Other Funds	74,372,889	81,162,267	80,246,238
Federal Funds	17,472,153	16,664,830	17,389,246
Total Funds	128,404,767	132,962,833	133,471,433
Positions	509	484	501
Full-Time Equivalent (FTE)	383.77	368.09	381.60

2021-23 Significant Changes

Analyst Adjustments - Package 090

Includes funding and position changes due to statewide budget constraints (\$1,821,050) GF / (\$1,284,528) LF / \$575,921 OF / (\$307,644) FF / Total (\$2,837,301):

- Elimination of the Farm Mediation Program (\$102,740) GF
- Elimination of a procurement position (\$141,669) GF
- Elimination of two Food Safety Management positions (\$192,934) GF / (\$436,772) OF / Total (\$629,706)
- Elimination of an Office Manager in the Food Safety and Animal Health Program Area (\$57,112) GF / (\$190,233) OF / Total (\$247,345)
- Elimination of a CAFO position (\$256,949) GF
- Vacancy savings of a Natural Resources program position (\$157,157) GF
- A reduction to support service & supplies for water quality monitoring (\$79,246) GF
- Elimination of two Ag Water Quality positions (\$256,949) GF / (\$188,009) LF / Total (\$444,958)
- Shifts an Ops and Policy Analyst 3 in Natural Resources to the Pesticides program supported by fees (\$116,357) GF / \$116,357 OF
- Eliminates a position and support services & supplies in the Soil and Water Conservation Districts Program (\$317,594) LF
- Shifts some staff in the IPPM program from Lottery Funds to Federal Funds (\$192,351) LF / \$192,351 FF
- Shifts a portion of the Plant Program Director and Office Manager positions from Lottery Funds to Other Funds in the Nursery program (\$121,719) LF / \$121,719 OF
- Shifts some staff from Noxious Weed Control Lottery Funds to Other Funds in the Hemp program (\$464,855) LF / \$464,855 OF
- Eliminates rent at the Food Innovation Center (FIC) for the Marketing Program (\$250,000) GF
- Eliminates a Policy Analyst 3 position in the Marketing Program (\$209,937) GF

Adds funding for creating Diversity in Agriculture Market Access through a new grant program \$1,000,000 GF

1

Policy Packages - Recommended Fee Changes

- 220 - Food Safety Fee Increase: Budget policy package that accompanies a LC 638 to increase fees in the Food Safety program.
- 250 - Brands Fee Increase: Budget policy package that accompanies a LC 636 to increase fees in the Livestock Identification program.
- 260 - Feeds Fee Increase: Budget policy package that accompanies a LC 651 to increase fees in the Feeds program.
- 330 - Pesticides Certification and Training: Accompanies a LC 634 to establish a new license type in the Pesticides program.
- 440 - Certification Fees: Ratification of an administrative fee increase in the Certifications Program.

Policy Packages - Recommended Budget Enhancements

- 110 - Emergency Management Coordinator \$229,770 GF: Requests a coordinator position to be responsible for ODA emergency response activities related to food safety, water safety, animal welfare, and maintaining agriculture market access. This position would also oversee Continuation of Operations Planning (COOP).
- 130 - Agency Equity Officer \$256,319 GF: Agency Equity Officer - Requests a position to better serve ODA's diverse agricultural and food sectors along with the associated customer base.
- 140 - Internal Auditor \$45,357 GF / \$221,453 OF / Total \$266,810: Requests General Fund and Other Funds to establish a Chief Audit Executive position to be responsible for ODA internal audit activities. Internal audit provides independent, objective assurance and consulting services which add value to agency operations by facilitating oversight, accountability, and transparency.
- 370 - Baseline Soil Health Assessment \$225,000 GF: Requests funding to gather data on soil health information.
- 430 - Developing Domestic Markets \$430,000 GF: Requests General Fund to support regional and domestic market access activities and initiatives.

Policy Packages - Recommended Budget Continuation

- 084 - 2020 1st Special Session Continuation \$926,195 GF: Continues three positions and start up costs approved in SB 5711 (1st Special Session 2020) into the 2021-23 biennium related to state meat inspection.
- 087 - 2020 2nd Special Session Continuation \$1,113,326 OF: Continues 2 positions and base program support for the Hemp Program as approved in SB 5723 (2nd Special Session 2020) into the 2021-23 biennium.
- 280 - Avian Influenza Limited Duration Position \$161,778 FF: Requests to continue a limited duration position.
- 310 - Japanese Beetle Eradication \$1,924,461 LF: Requests to continue one-time M76 Lottery Funds and limited duration positions to continue Japanese Beetle eradication efforts.
- 320 - Worker Protection Standard Position \$229,935 OF: Requests to continue an Other Funds position for education, training, and technical assistance regarding rights and responsibilities of agricultural employers and employees under the federal Worker Protection Standard and related state laws.
- 360 - Continue Klamath Water Quality Improvement Work \$75,000 GF: Continues funding to work with farmers and partner agencies and organizations to improve water quality in Klamath Lake.

3/17/2021

2

- 390 – Readjust S&S Budget in CAFO Program \$0 GF: Requests to shift budget accounts to establish adequate S&S budget in the CAFO program.
- 395 – Hemp \$1,010,300 OF: Requests positions and limitation to provide staffing to meet the requirements of the Federal Farm Bill.
- 450 – Food Safety Modernization Act \$1,400,000 FF: Requests to continue Federal Funds and five limited duration positions related to the Food Safety Modernization Act (FSMA).

Statewide Adjustments

- 091 – Elimination of standard inflation (\$131,712) GF / (\$77,359) LF / (\$486,572) OF / (\$283,821) FF / Total (\$979,464): Eliminates standard inflation on select services and supplies accounts.
- 092 – Personal Services Adjustments (\$534,482) GF / (\$172,747) LF / (\$1,723,090) OF / (\$187,566) FF / Total (\$2,617,885): Reduces salaries and wages five percent.
- 096 – Statewide Adjustments to DAS Charges (\$212,948) GF / (\$78,042) LF / (\$645,551) OF / (\$58,084) FF / Total (\$994,625): Adjusts state government service charges and DAS pricelist charges for services.
- 097 – Statewide AG Adjustment (\$1,045) GF / (\$1,175) LF / (\$52,892) OF / (\$247) FF / Total (\$55,359): reduces Attorney General rates by 5.91 percent.
- 099 – Microsoft 365 Consolidation (\$68,328) GF / (\$28,473) LF / (\$262,248) OF / Total (\$359,049): Microsoft 365 is being consolidated with the Office of the State Information Officer and this package adjusts the cost built into state government service charges.

Base Budget Adjustments

- One-time monies were phased out in Predator Control, Lab Services, Shellfish, Animal Health, Oregon Invasive Species Council, Ag Water Quality, Worker Protection Standards, Farm to School technical grants, FSMA, and one-time M76 Lottery Funds in the IPPM Program for Japanese Beetle eradication.
- A position related to Animal Rescues was shifted from General Fund to Other Funds

The Smoke program was moved from the Natural Resources Policy Area to the Market Access Policy Area.

Revenue Shortfalls – Recommended

- 070 – Balances Other Funds expenditures with available resources through reduction in Personal Services and selected Services & Supplies. Eliminates an Office Specialist 1 position in Animal Health and a Principle Executive Manager C in Lab Services. (\$896,611) OF

Policy Packages – Not Recommended

- 120 – IT Modernization \$981,976 GF: Requests five positions, a project manager, a security analyst, a business analyst, an operations technician and a help desk assistant, to fill gaps in solution development processes, procedures and cybersecurity.
- 210 – Food Safety Funding \$1,800,000 GF / (\$1,800,000) OF / Total \$0: Restores General Fund support for the Food Safety program.
- 230 – Lab Services Staffing Resources Placeholder: Requests Other Funds resources for laboratory staffing and equipment related to cannabis testing.
- 240 – State Meat Inspection \$670,656 GF: SB 5711 (2020 1st Spec Session) funded start up costs for a state meat inspection program. This package requests additional staffing and General Fund for program establishment.
- 270 – Animal Health Lab \$426,833 GF / (\$426,833) OF / Total \$0: Requests General Fund as a shift from Other Funds, to continue support of the Animal Health Lab.
- 340 – Water Quality Improvement Work in Strategic Areas \$883,374 LF: Requests one position and resources for funding to contract with local partners in agricultural watersheds to achieve water quality goals.
- 350 – Groundwater Quality Improvements and Emissions Reductions \$500,000 GF: Requests funding for contracted facilitation services in the Lower Umatilla Basin Groundwater Management Area (GWMA) and to fund research to enhance fertilizer use efficiency on crops grown in the state's three GWMA's.
- 365 – Soil Health Position \$213,374 GF: Requests a position to focus on improving soil health on Oregon's agricultural lands.
- 375 – Aquatic Noxious Weeds \$263,744 LF: Requests funding for an aquatic noxious weed specialist to address challenges aquatic noxious weeds pose to Oregon's water resources.
- 380 – Plant Threatened and Endangered (T&E) \$102,361 GF / (\$102,361) FF / Total \$0: Restores state funding to support a position in the Native Plant Conservation Program.
- 385 – Cannabis Pesticide Issues Resources Placeholder: Requests Other Funds resources for Pesticides program staffing for cannabis-related workload.
- 410 – General ODA Inspectors \$0 OF: Requests to establish two positions for cross utilization of agency staff across multiple programs.
- 460 – Program Director Position Adjustment (\$209,937) OF: Proposes to redistribute how the Market Access & Certification Program Area Director position is budgeted across programs within the policy area.
- 461 – Deferred Maintenance \$51,274 OF: Agencies with state-owned buildings and infrastructure must include a package for deferred maintenance requesting two percent of current replacement value.

2021 ODA Legislative Bills

HB 2031 – Pesticide C&T: In 2015 under the Obama Administration, the US EPA revised its rules related to certification and training of applicators. According to the EPA, states must revise certification programs to meet or exceed the federal changes to the Certification of Pesticide Applicators regulation at 40 CFR 171. These 2015 regulations ensure that applicators are properly trained and competent to apply restricted use pesticides.

HB 2032 – Agricultural Channel Maintenance Fix: ODA is submitting HB 4155 (2020) to obtain explicit authority to implement HB 2437 (2019) in a regional manner.

HB 2033 – Emergency Veterinary Technicians: In the event of an animal-related emergency in Oregon or in another state requesting assistance through the Emergency Management Assistance Compact (EMAC), ODA is unable to contract with Vet Technician staff to aid in response to the emergency. This LC will provide ODA with authority to deputize Vet Techs.

SB 32 – Livestock Brands Fee Increase: To maintain current services to the Livestock Identification Program, ODA proposes to increase the fee caps for the brand recording fee, activation fee, and brand renewal fees in ORS 604.027; Increase the brand transfer fees in ORS 604.041; Increase the service fee in ORS 604.046.

SB 33 – Food Safety Fee Increase: The Food Safety program is currently supported by a split of 75% other funds and 25% general funds. The program has raised fees by 3% in 2018-2019 and 2021-2022 licensing years to attempt to maintain a steady fund balance for the program. A 30% increase is requested in lieu of GF.

SB 34 – Aviation Fuel Quality: ODA lacks clear authority to conduct and enforce fuel quality checks on aviation fuel. The limited definition in ORS 646.945 provides the definition of “motor vehicle fuel” that ORS 646.947 to 646.963 uses to operate Oregon’s fuel inspection program. Changing the definition to include aviation fuels will not change current practices but allow the ODA clear authority to conduct fuel quality assurances on these fuel types.

SB 35 – Hemp Program: Resubmitting HB 4072-B (2020) that will authorize ODA to adopt USDA rules and requirements to be compliant with the 2018 Federal Hemp Program.

SB 36 – Commercial Feeds Fee Increase: To maintain current services to the Commercial Feeds, ODA proposes to increase the fee caps for the feed registration fee in ORS 633.015 and the feed manufacturer license fee in ORS 633.029.

Key Performance Measures

Agriculture, Department of

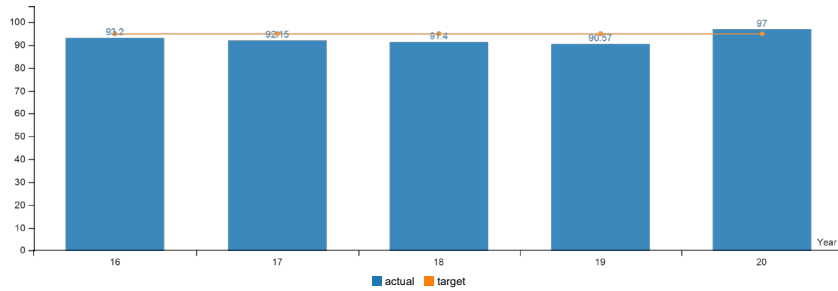
Annual Performance Progress Report

Reporting Year 2020

Published: 3/24/2021 2:01:44 PM

KPM #1 Food Safety - Percentage of retail stores that meet high levels of compliance with each of the ten risk factors identified by the Centers for Disease Control.
 Data Collection Period: Jan 01 - Dec 31

* Upward Trend = positive result



Report Year	2016	2017	2018	2019	2020
Ensure high levels of compliance with each of the ten risk factors identified by Centers for Disease Control in retail stores					
Actual	93.20%	92.15%	91.40%	90.57%	97%
Target	95%	95%	95%	95%	95%

How Are We Doing

The Food Safety Program works cooperatively with local, State, and federal food safety agencies and Oregon's food producers and manufacturers to advance food safety and protect consumers. The Program uses a combination of education and regulatory activities to achieve a high rate of compliance with science-based food safety laws, rules, and standards.

We continue to see a high compliance rate.

In 2020, ODA increased engagement activities for COVID consultations and information in retail stores that did not result in compliance failures.

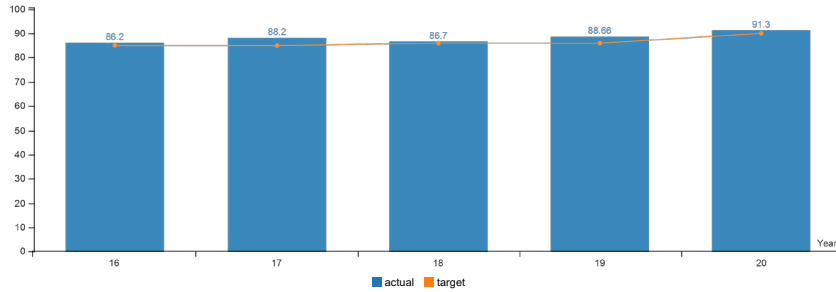
Factors Affecting Results

The food industry continually changes due to advances in technology, federal and state law modifications, market trends, and the economy. Food safety staff participate in continuous training to maintain and improve the quality of educational information and regulatory oversight that we provide to industry and consumers. This training helps ensure consistency across the State in applying regulations to new and existing types of food establishments.

The Food Safety Program must maintain staffing levels and resources necessary to create and maintain professional relationships with industry partners, conduct sufficient number of inspections to motivate compliance, and ensure public safety. Additionally, the Program must track and respond to non-compliance areas that are noted during inspections in a uniform and consistent manner, including ensuring the resolution of enforcement action.

KPM #2	Weighing and Measuring Devices - Percentage of all weighing and measuring devices examined that were found in compliance with Oregon's weights and measures laws.
	Data Collection Period: Jan 01 - Dec 31

* Upward Trend = positive result



Report Year	2016	2017	2018	2019	2020
Weighing & Measuring Devices					
Actual	86.20%	88.20%	86.70%	88.66%	91.30%
Target	85%	85%	86%	86%	90%

How Are We Doing

ODA has met or exceeded this KPM every year since 2009. Commercial transactions involving weight and measure touch virtually every aspect of economic life in Oregon. The Weights and Measures Program acts as an impartial third-party overseeing Oregon's commercial weighing system/marketplace to ensure equity and fairness and eliminate fraud and other deceptive sales practices. As of December 31, 2019, the State had approximately 62,800 licensed weighing and measuring devices operated by 13,870 businesses that were used to weigh or measure an estimated \$107 billion of goods and products for the year. The majority of these devices are examined each year for accuracy and compliance with state and national standards (this includes 29,515 retail motor fuel dispensers.)

Factors Affecting Results

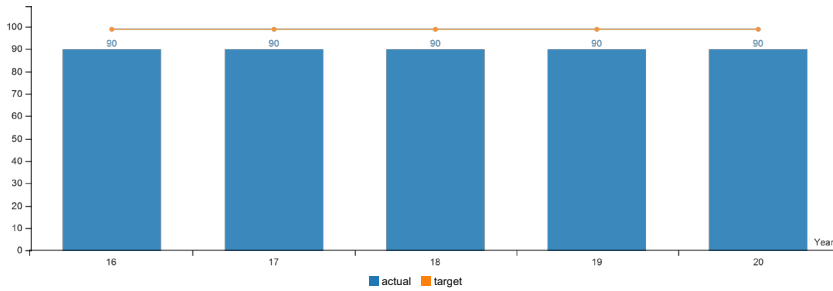
An increase in the number of new businesses using weighing and measuring devices and introducing new technological advancements in weighing and measuring devices is a constant factor in determining whether these devices are legal for trade, accurate, and being used for their intended purpose. For example, the increase in new scales associated with Oregon's cannabis and hemp industry initially caused a larger than normal increase in "not legal for trade" scales being identified and initial accuracy tests being rejected as many of the new scales were purchased and delivered without being calibrated. Over the last several years, Weights and Measures inspectors have worked with these new business owners to educate and train them on the proper placement, use, and maintenance of these new devices. This additional assistance to business owners has resulted in decreased examination times.

With inspection caseloads increasing over the last several years (1999 = 48,632 devices, 2019 = 62,800 devices), along with new duties and responsibilities being added to the weights and measures inspectors caseload (2007- Enforcing Oregon's Renewable Fuel Standard; 2011- Enforcing Egg-Laying Hen Standards; 2015 - Assisting with Food Safety Audits; 2020 – COVID19) it is becoming increasingly more difficult to maintain annual examination rates across the State. ODA's Weights and Measures Program depends on highly trained staff to carry out the responsibilities of the Program. When positions are vacated, recruitment and retention issues may affect the Program's ability to keep up with caseload demands.

The Program also needs the capacity to maintain and acquire specialized testing equipment (e.g., newly acquired railroad testing unit) and advancements in mobile applications, automated I.T. inspection tools, and case management systems in order to help achieve efficiency outcomes.

KPM #3	Top 100 Exclusions - Percent of plant pests, diseases, or weeds on the Oregon 100 Most Dangerous Invaders list successfully excluded each year.
	Data Collection Period: Jan 01 - Dec 31

* Upward Trend = positive result



Report Year	2016	2017	2018	2019	2020
Top 100 Exclusions					
Actual	90%	90%	90%	90%	90%
Target	99%	99%	99%	99%	99%

How Are We Doing

The Oregon Invasive Species Council (OISC) publishes an annual list of the 100 most dangerous invasive species threatening to invade Oregon. The ODA Invasive Species programs, Insect Pest Prevention and Management Program, the Noxious Invasive Weed Program, and the Plant Health Program, employ strategies to keep out invasive plant pests, diseases, and weeds on this list from establishing in Oregon, protecting Oregon's natural resources and agricultural economics from the invasion and spread of invasive pests.

The OISC "100 Worst List" contains 16 invasive plant pathogen taxa, 35 noxious plant taxa, and 26 invasive terrestrial invertebrate taxa corresponding to ODA's Invasive Species programs. Based on these 77 invasive species taxa, ODA's Invasive Species programs have successfully excluded in 2015, 14 invasive plant pathogens, 32 noxious plant taxa, and 22 invasive terrestrial invertebrate taxa. Based on this information, the actual exclusion rate was 88% for 2015. In 2016, the actual exclusion rate was 90%, and in 2017, the actual exclusion rate was 90%. In 2018 and 2019, no change occurred. The Oregon Invasive Species published a strategic and an action plan to define priorities and identify operational challenges and opportunities for the next five years in battling invasive species in Oregon.

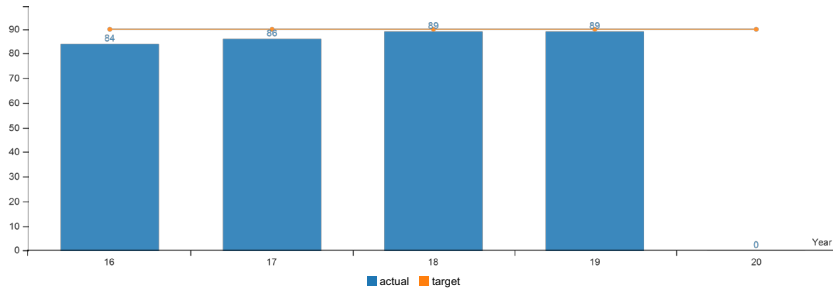
The ODA Noxious Weed Control Program did an economic analysis that demonstrates the value of the Program. Annually, 25 state-listed weed species have an adverse economic impact of \$83.5 million to Oregonians. The analysis also revealed that the same 25 weeds, if left unchecked with no active control programs, could cause a \$1.8 billion impact to the State.

Factors Affecting Results

Introductions of invasive species, including plant pests and noxious weeds, are the direct result of trade and travel. As globalization increases, so does the risk of introducing harmful invasive species. ODA conducts annual surveys for Gypsy moth, sudden oak death, kudzu, and many other invasive plant pests, diseases, and weeds. Three-fourths of the OISC's 100 most dangerous species are invasive terrestrial invertebrates, invasive plant diseases, and noxious weeds. The Plant Protection Programs Area's primary focus is to exclude these invasive species or contain them if they become established before spreading throughout the State. This includes identifying and analyzing new introduction pathways, implementing early detection of new emerging pest or weed infestations, and rapid response, including eradicating them before they get well established and implementing significant biological control efforts on established pest populations. Successful eradication may require sustained efforts over a long period. Unfortunately, specific traps or other efficient survey tools are only available for about a third of the target species. Effective, environmentally acceptable controls are also not always available. Resources are decreasing at a time of increased risk. A method to link resources to risk factors (trade and travel) would be highly beneficial.

KPM #4	Noxious Weed Control - Percentage of state "A & T" listed noxious weed populations successfully excluded from the state are decreasing or stable.
	Data Collection Period: Jan 01 - Dec 31

* Upward Trend = positive result



Report Year	2016	2017	2018	2019	2020
Noxious Weed Control					
Actual	84%	86%	89%	89%	0%
Target	90%	90%	90%	90%	90%

How Are We Doing

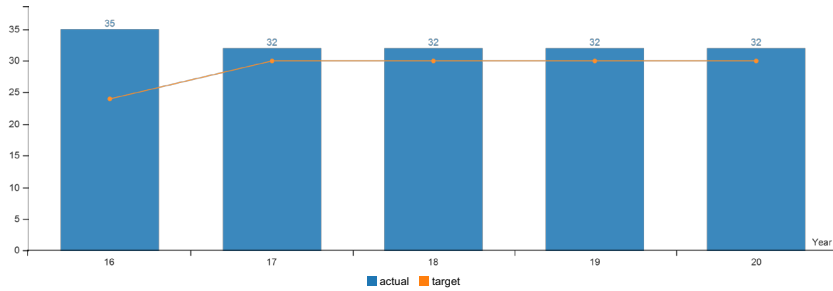
The ODA Noxious Weed Control Program's mission is to: "Protect Oregon's natural resources and agricultural economics from the invasion and proliferation of invasive noxious weeds." In 2020, due to the economic impact of the COVID-19 pandemic and the uncertainty of available Lottery Funds revenue, the Noxious Weed Program was not able to conduct adequate monitoring and eradication projects on state and private lands. In order to manage the uncertainty of available Lottery Funds, ODA shifted the efforts of the Noxious Weed Program staff to work in the Industrial Hemp program. This shift limited noxious weed eradication work to projects paid for by Federal Funds for the 2020 season. No data in terms of KPM for 2020 are available. In 2014, the Noxious Weed Control Program did an economic analysis that demonstrates the value of the Program. It looked at the impact of just 25 state-listed weed species that revealed a negative damage impact of \$83.5 million annually to Oregonians. The analysis also revealed that the same 25 weeds, if left unchecked with no active control programs, could cause a \$1.8 billion impact to the State

Factors Affecting Results

Introductions of invasive noxious weed species are the direct result of trade and travel. The Noxious Weed Control Program works to prioritize limited resources for a targeted approach. This includes identifying pathways of potential new weed introductions, implementing the survey, and early detection of new emerging noxious weed infestations and eradicating them before they get well established and implementing significant biological control efforts on established widespread infestations. Successful eradication requires sustained efforts over a long period.

KPM #5	Threatened & Endangered Plants - Percent of listed T&E plants with stable or increasing populations as a result of department management and recovery efforts.
	Data Collection Period: Jan 01 - Dec 31

* Upward Trend = positive result



Report Year	2016	2017	2018	2019	2020
Threatened and Endangered Plants					
Actual	35%	32%	32%	32%	32%
Target	24%	30%	30%	30%	30%

How Are We Doing

The Native Plant Conservation Program focuses on assisting public agencies and Oregon’s citizens with issues involving state-protected native plants on all non-federal public lands.

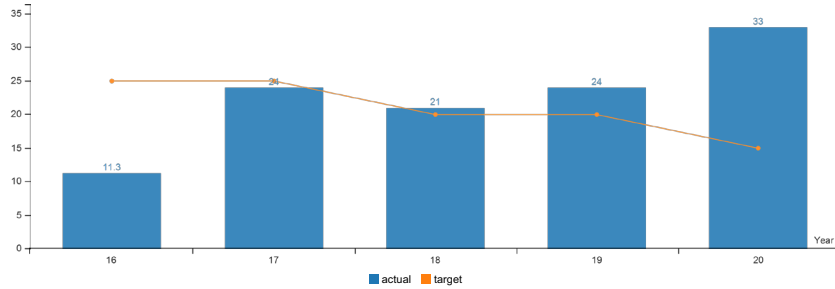
In F.Y. 2019, ODA staff coordinated with 20 federal, state, and local government agencies (including the U.S. Fish and Wildlife Service, U.S. Forest Service, Bureau of Land Management, Klamath Falls and Salem regional airports, Oregon Department of Forestry, Division of State Lands, Oregon Department of Parks and Recreation, Oregon Department of Energy, and various counties and cities) regarding listed species on public lands throughout the State. Conservation work was initiated and continued for 30 of Oregon’s 59 listed plants in 20 Oregon counties, including 12 recovery-related projects for ten species. Of the 30 species evaluated in F.Y. 2019, the conservation status of 18 species is considered to be generally stable, although not necessarily improving.

Factors Affecting Results

In F.Y. 2019, staffing and funding limitations were the most significant factors limiting the ability to support threatened and endangered plants across the State. Under-staffing has resulted in a narrowed scope and scale of conservation efforts for threatened and endangered plants. Lack of state funding has limited the ability to uphold legislatively mandated responsibilities that include administering threatened and endangered plant permitting, conducting consultations with non-federal public agencies to avoid and minimizing impacts, and reviewing and updating the state list threatened and endangered plants.

KPM #6	Pesticide Investigations - Percent of pesticide investigations that result in enforcement actions.
	Data Collection Period: Jul 01 - Jun 30

* Upward Trend = negative result



Report Year	2016	2017	2018	2019	2020
Percent of pesticide investigations that result in enforcement actions.					
Actual	11.30%	24%	21%	24%	33%
Target	25%	25%	20%	20%	15%

How Are We Doing

The Oregon Department of Agriculture (ODA) is responsible for regulating the sale, use, and distribution of pesticide products in Oregon. ODA provides pesticide education and outreach activities; licensing of pesticide operators, applicators, and dealers; conducts routine compliance monitoring; and conducts complaint-driven investigations to determine compliance with ORS 634, Pesticide Control Law. These activities reduce the potential for misuse of pesticide products that may result in adverse health or environmental harm or damage. Having actuals below target indicates greater compliance with pesticide rules, which reduces the enforcement actions and indicates the education and outreach programs have effectively informed the regulated public of requirements.

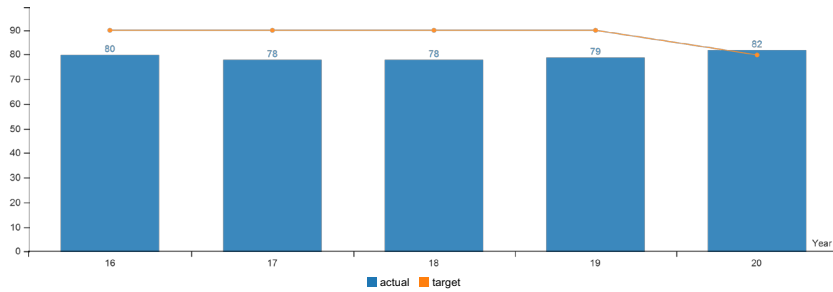
Factors Affecting Results

Factors that may affect annual results include new state or federal pesticide laws and regulations, state and federal support for education and outreach or compliance monitoring to prevent misuse, increased public awareness or concern regarding pesticide use practices, increased focus on pesticide use activities, increased focus by the regulated community to follow requirements and trends previously documented.

During the 2020 fiscal year, ODA increased focus and emphasis on addressing older violative cases started in previous fiscal years but had not had their final enforcement actions issued. Thus, one reason for an increase in the percentage may be more enforcement actions issued from "backlog" cases. Furthermore, the Program has been coordinating with other enforcement agencies and stakeholders to help identify efficiency improvements to address enforcement responses in a more timely manner; while at the same time still achieving regulatory goals and environmental outcomes. This efficiency improvement work is ongoing. During the 2020 fiscal year, ODA temporarily decreased some of its routine record inspections due to COVID-19 challenges as these inspections take place indoors. The next fiscal year ODA enforcement program is working to restore routine record inspections utilizing electronic tools to maintain a safe environment for all involved.

KPM #7	Non-traditional 3rd party certification services - Percentage of certifications issued within 15 days of audit completion.
	Data Collection Period: Jan 01 - Dec 31

* Upward Trend = positive result



Report Year	2016	2017	2018	2019	2020
Non-traditional 3rd Party Certification Services					
Actual	80%	78%	78%	79%	82%
Target	90%	90%	90%	90%	80%

How Are We Doing

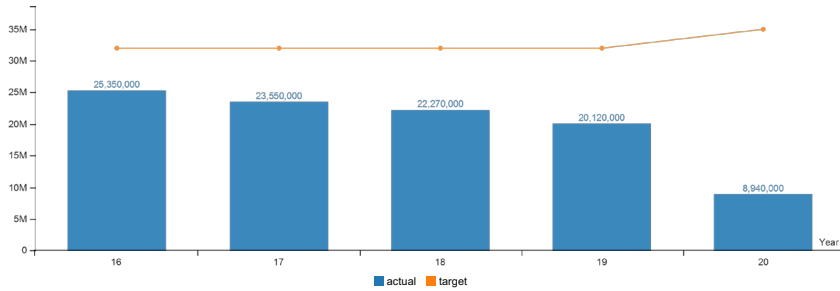
In the calendar year 2020, ODA processed a total of 511 certification audits in the USDA GAP/GHP/HGAP/HGAP Plus, GFSI, and National Organic Program certification programs. In 2020 the Program was at 82 percent compliance with the 15 business-day benchmark.

Factors Affecting Results

USDA GAP/GHP/HGAP/HGAP Plus reports were handled on-time 73% of the time; GlobalGAP and PrimusGFS report also met an approximate 85% compliance rate. USDA GAP/GHP/HGAP processing times are within the target parameter established within the cooperative agreement with USDA. Any delays with submissions are largely auditor-specific and not a systemic issue. Organic certification fell short of meeting the targeted goal of 15 days; however, standard procedures are to certify producers/handlers within 30 days of a successful inspection; due to staffing constraints - ODA was able to meet this target at 42%.

KPM #8	Trade Activities - Sales as a result of trade activities with Oregon producers and processors.
	Data Collection Period: Jan 01 - Dec 31

* Upward Trend = positive result



Report Year	2016	2017	2018	2019	2020
Sales as a result of trade activities with Oregon producers and processors.					
Actual	\$25,350,000.00	\$23,550,000.00	\$22,270,000.00	\$20,120,000.00	\$8,940,000.00
Target	\$32,000,000.00	\$32,000,000.00	\$32,000,000.00	\$32,000,000.00	\$35,000,000.00

How Are We Doing

The work measured by this KPM did not take place during 2020 due to the Covid-19 pandemic. All 17 missions and trade shows planned for 2020 were canceled or postponed due to COVID-19. ODA undertook several activities to mitigate the pain of the pandemic, and to create innovative virtual promotions. The agency worked with Oregon food and agriculture businesses and association to identify needs early in the pandemic and to direct resources as available. ODA engaged with the U.S. Department of Agriculture (USDA) to expand the list of crops eligible for Coronavirus Food Assistance Program (CFAP) funding and communicated eligibility information to the agriculture community. Staff worked with local distillers to produce hand sanitizer, promoted Oregon seafood through social media and partnerships with influential chefs, and helped to launch a mobile application for online purchases at Oregon farmers markets.

The agency continued to pursue foreign promotions for Oregon foods and beverages, creating a virtual food service promotion in Japan and presenting about Oregon products to leading buyers in Oregon's sister states in China. ODA also developed promotional materials for Oregon Christmas Trees sold at a leading retail outlet in Mexico.

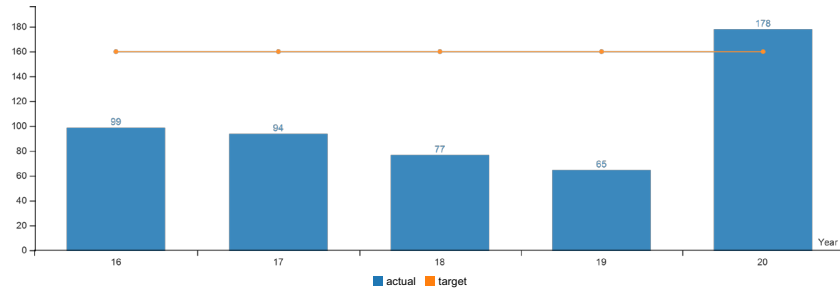
In addition to the marketing and development efforts, the Market Access and Certification Program Area provides additional critical services that ensure access to ever market opportunity available. The Program Area works government to government to resolve technical issues for market access, increasing marketability through inspection and certification, administering the Agency's Machinery and Equipment program, and overseeing the state's Commodity Commissions. These efforts are not captured in the key performance indicators, but directly benefit Oregon's agricultural, food, and beverage industries, and the state economy and communities.

Factors Affecting Results

2020 was all about the coronavirus and adapting to disruptions in supply chains and market closures. ODA was unable to carry out any of the planned activities for 2020 due to travel restriction and event cancellations. As markets and consumers drive the post-COVID economy, the agency will continue to adapt and support producers and processors.

KPM #9 Ag Employment - Number of jobs saved or created as a result of activities to retain or expand existing Oregon agricultural and food processing capacity. Measured in numbers of jobs based on telephone and email surveys of companies assisted.
 Data Collection Period: Jan 01 - Dec 31

* Upward Trend = positive result



Report Year	2016	2017	2018	2019	2020
Ag Employment					
Actual	99	94	77	65	178
Target	160	160	160	160	160

How Are We Doing

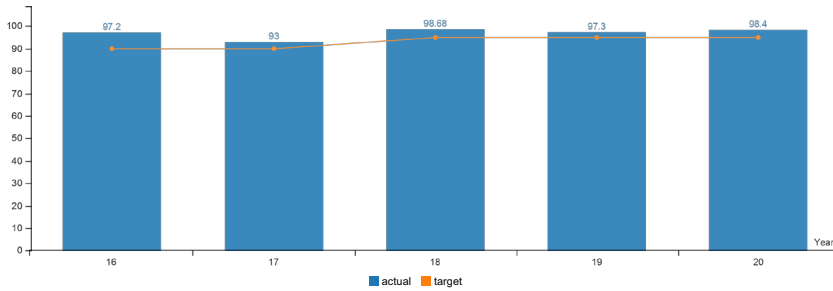
The program has not met its target for this measure for the past several years and is looking for a better way to measure performance in business development and recruitment activities. The goal of recruiting agricultural and food processing companies in Oregon is a priority, and ADMP is working to build tools that will assist in creating new and growing existing businesses. ADMP is consider methods for measuring the outcomes of those efforts toward the creation or retention of jobs. In 2020, jobs saved or created were calculated to be 70 from marketing activities, 32 from development work, and 45 from infrastructure (M&E) activities.

Factors Affecting Results

An ongoing challenge to Oregon agriculture is stability of availability of labor. As Oregon companies grow, they must seek efficiencies and automation to maintain operations and meet greater demand. The greatest opportunity to achieve job creation is in new business start-ups.

KPM #10	CAFOs - Percent of permitted Oregon Confined Animal Feeding Operations (CAFOs) found to be in compliance with their permit during annual inspections.
	Data Collection Period: Jan 01 - Dec 31

* Upward Trend = positive result



Report Year	2016	2017	2018	2019	2020
Percent of permitted Oregon Confined Animal Feeding Operations (CAFOs) found to be in compliance with their permit during annual inspections					
Actual	97.20%	93%	98.68%	97.30%	98.40%
Target	90%	90%	95%	95%	95%

How Are We Doing

The Federal Clean Water Act and Oregon's water pollution control act provide for regulating confined animal feeding operations (CAFO). This is accomplished under a National Pollutant Discharge Elimination System (NPDES) permit or a water pollution control facility (WPCF) permit. This authority has been granted to Oregon through an agreement with the U.S. Environmental Protection Agency (EPA) and the Oregon Department of Environmental Quality and state law.

This measure demonstrates compliance of permitted CAFOs with state and federal water quality laws. The measure also allows ODA to swiftly resolve permitted CAFOs in violation of a permit or water quality laws and rules. Overall most facilities can operate in compliance with the permit. The ODA continues to work with all permittees to address challenges in meeting the requirements of the permit. Our target routine inspection frequency is every ten months, so that we observe seasonal variations in conditions on

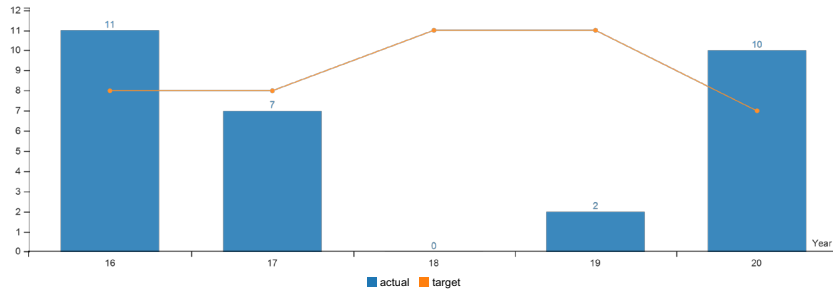
The reporting period for this KPM is January 01 - December 31.

Factors Affecting Results

The Program's routine inspections prevent problems or help resolve problems while they are small. Routine inspections are conducted every ten months to evaluate each facility under different weather conditions throughout the year. Program staff use a progressive compliance approach and assist permit holders with practical approaches to solve problems whenever possible.

KPM #11 Smoke Management - Total hours of 'significant smoke intrusions' due to field burning, in key cities in the Willamette Valley, above 2002 levels as measured by nephelometer readings.
 Data Collection Period: Jul 01 - Oct 15

* Upward Trend = negative result



Report Year	2016	2017	2018	2019	2020
Metric Value					
Actual	11	7	0	2	10
Target	8	8	11	11	7

How Are We Doing

In the Silverton Hills of Marion County and a small section of northwestern Linn County, grass seed and cereal grain residue is burned following harvest (primarily July-September). Field burning is conducted following careful meteorological examination to ensure maximum smoke evacuation while reducing the potential of smoke "impacts" on the public. Precise prediction of weather patterns conducive to complete evacuation is an inexact science.

An anomaly on August 18, 2020 burning began under good conditions and forecasts with smoke evacuation to the east. However, after burning was concluded for the day and fire extinguished, meteorological conditions deteriorated rapidly causing the smoke that had evacuated out of the area earlier in the day to return. Within that 24 period, 10 hours were measured by the nephelometers to be "moderate smoke hours".

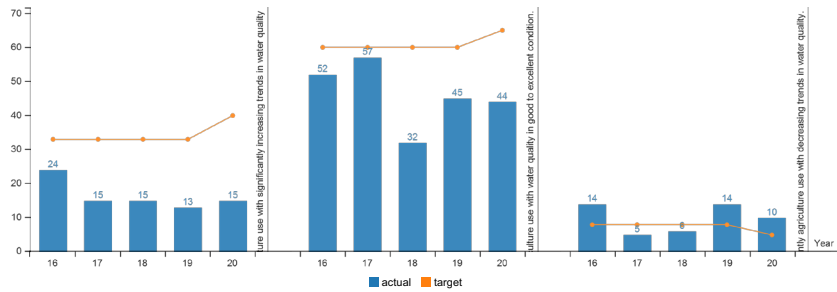
Factors Affecting Results

Many meteorological factors are considered before field ignition. Wind speed and direction, mixing heights (how high the smoke will go), humidity, and other factors are evaluated before releasing field burning permits. Once a permit is issued, the producer has one hour to ignite the field.

Another consideration is the field location. Some fields require southerly wind components. In other northerly components are necessary. Each field burning season, the predominant wind direction can change. In the Willamette Valley, a field's location in relation to dominant prevailing winds greatly affects the number of impacts recorded.

Consequently, the number of impacts can vary depending upon any given year's prevailing wind direction, field location, and the locations of air quality samplers. For example, three samplers are located contiguously from Lyons, then "up-canyon" in Mill City and Detroit. These sampler locations may register smoke impacts redundantly.

KPM #12 Water Quality - Percent of monitored stream sites associated with predominantly agriculture use with significantly increasing trends in water quality.
 Data Collection Period: Jan 01 - Dec 31



Report Year	2016	2017	2018	2019	2020
a. Percent of monitored stream sites associated with predominantly agriculture use with significantly increasing trends in water quality					
Actual	24%	15%	15%	13%	15%
Target	33%	33%	33%	33%	40%
b. Percent of monitored stream sites associated with predominantly agriculture use with water quality in good to excellent condition.					
Actual	52%	57%	32%	45%	44%
Target	60%	60%	60%	60%	65%
c. Percent of monitored stream sites associated with predominantly agriculture use with decreasing trends in water quality.					
Actual	14%	5%	6%	14%	10%
Target	8%	8%	8%	8%	5%

How Are We Doing

The Oregon Department of Agriculture (ODA) uses a combination of partnerships, compliance assistance, and regulatory actions in its work with Oregon's agricultural producers to maintain and enhance water quality. Water quality goals are described in 38 basin-specific area plans, and 38 area-specific rules require conditions to be met on all agricultural lands to protect water quality. Together with our partners, ODA works to achieve compliance with the area rules and attainment of Oregon's water quality goals. Partners include the agricultural community, Soil and Water Conservation Districts, other local organizations, the Oregon Watershed Enhancement Board, the Oregon Department of Environmental Quality, the Oregon Department of Fish and Wildlife, and the USDA Natural Resources Conservation Service.

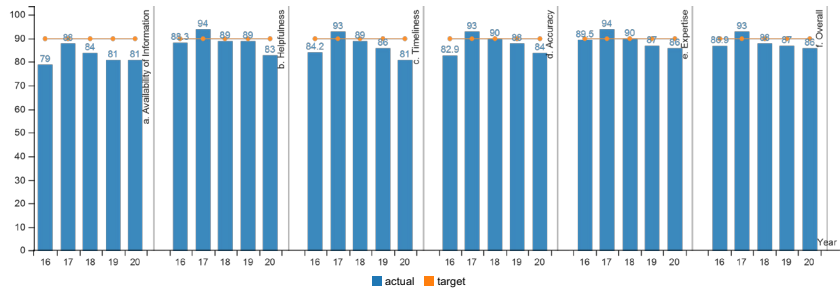
This measure was established in 2005 using the DEQ data pertinent to agriculturally dominated areas.

Factors Affecting Results

Landscape conditions on agricultural lands, especially streamside conditions, have a significant influence on water quality. ODA has worked with partners to add a strategic approach to our partnerships, education, and regulatory work that focuses on streamside conditions. Through an effort called Coordinated Streamside Management, ODA works with partners to identify small watersheds for focused outreach, regulatory work, technical and financial assistance, and long-term monitoring. ODA assesses ag lands and, based on opportunities for improvement, pursues voluntary and regulatory measures to achieve compliance with water quality rules and the attainment of water quality goals. ODA continues to expand this work to add small watersheds, and believes that the long-term improvements in streamside vegetation management, erosion prevention, and manure management that result from these efforts will have a positive long-term effect on water quality.

Rainfall, snowpack, and changing climate conditions can exacerbate the effects of landscape conditions on water quality. 2019 began as an arid year, with intense precipitation in April and again in September and arid months in between.

KPM #13 Customer Service - Percent of customers rating their satisfaction with the agency's customer service as "good" or "excellent": overall customer service, timeliness, accuracy, helpfulness, expertise and availability of information.
 Data Collection Period: Jan 01 - Dec 31



Report Year	2016	2017	2018	2019	2020
a. Availability of Information					
Actual	79%	88%	84%	81%	81%
Target	90%	90%	90%	90%	90%
b. Helpfulness					
Actual	88.30%	94%	89%	89%	83%
Target	90%	90%	90%	90%	90%
c. Timeliness					
Actual	84.20%	93%	89%	86%	81%
Target	90%	90%	90%	90%	90%
d. Accuracy					
Actual	82.90%	93%	90%	88%	84%
Target	90%	90%	90%	90%	90%
e. Expertise					
Actual	89.50%	94%	90%	87%	86%
Target	90%	90%	90%	90%	90%
f. Overall					
Actual	86.90%	93%	88%	87%	86%
Target	90%	90%	90%	90%	90%

How Are We Doing

ODA's mission is to ensure healthy natural resources, environment, and economy for Oregonians now and in the future through inspection and certification, regulation, and promotion of agriculture and food. ODA's strategy is to employ core values that guide employees' actions as they carry out the agency's mission in a way that provides customer satisfaction. ODA conducts its customer survey through a convenience sample of individuals (complainant, consumer, and constituent) who have had recent contact with the agency.

During the year of 2020, teleworking and remote work caused disruption in customer service operations. Over the year adjustments were made to how best to transition to remote work and be responsive to customers.

Factors Affecting Results

One factor that could affect survey results is the sampling time frame. Many ODA programs are cyclical and maybe under or over-represented at different timeframes throughout the year. The ODA rotates the sampling period in an attempt to include all types of agency customers. ODA will continue to provide quality customer service and continue to conduct customer satisfaction surveys annually.

How We Work For You

HOW WE WORK FOR YOU

The programs of the Oregon Department of Agriculture



OREGON DEPARTMENT OF AGRICULTURE

For more than 85 years, the Oregon Department of Agriculture has provided service and expertise to those whose livelihoods depend on agriculture. Those services extend to the Oregon consumer. We work to ensure healthy natural resources, environment, and economy for Oregonians now and in the future through inspection and certification, regulation, and promotion of agriculture and food.




Director Alexis Taylor

It is our vision to remain able to serve the changing needs of Oregon's diverse agricultural and food sectors to maintain and enhance a healthy natural resource base and strong economy in rural and urban communities across the state.

We value...

- Honesty, integrity, and fairness
- Diversity, equity, and inclusion
- Respect for people and property
- Practical collaborative approaches to problem solving
- Science-based approaches: technical and professional competence
- Transparency
- Quality customer service

Within each program of our diverse and highly-skilled agency, you will find dedicated people ready to solve problems and create opportunities.





Administrative Programs

Directors Office

- Oversee the business operations for the agency.
- Coordinate agency communications from the Directors Office and offer guidance to all agency programs.
- Facilitate communication and coordination with the Legislature and oversee policy development.
- Provide coordination and information about ODA programs and services that assist and/or impact cannabis-related production.
- Provide oversight for the Oregon Farm Mediation Program, making sure agriculture dispute resolution services are available across Oregon.
- Manage additional special projects such as the bovine manure tax credit and wolf depredation compensation program.

Financial Services

- Develop and manage the agency budget, coordinate and monitor federal contracts and grants, provide financial forecasting and analysis, manage agency's accounts payable, accounts receivable, and agency cash flow.

Human Resources and Payroll

- Oversee recruitment, screening, interviewing, and placing new employees.
- Manage and communicate employee policies and monitor changes to employment law.
- Provide day-to-day support of managers and employees in the successful conduct of their work.
- Oversee payroll and benefits.

Information Services

- Manage the installation, maintenance, and support for computer network systems within the agency.
- Develop and maintain databases and special programs.
- Monitor technology security.



Food Safety & Animal Health Programs

Animal Health

- Prevent, detect, control, and eradicate animal diseases.
- Issue import permits and process Certificates of Veterinary Inspection required for nearly all animals entering the state.
- Complete veterinary diagnostic tests, through the Animal Health Laboratory, to confirm Oregon livestock health status.
- Ensure animal feeds meet nutritional and labeling standards.

Animal Identification

- Prevent livestock theft by denying a market for stolen animals through recording of brands and inspection of animals.

Food Safety

- Provide licensing and inspection of all facets of Oregon's food distribution system (excluding restaurants) to ensure food is safe for consumption.
- Respond to foodborne illness outbreaks by investigating production and handling as well as tracing products back through the distribution system.

Laboratory Services

- Provide chemistry and microbiological testing services for multiple ODA programs.

Shellfish

- Sample and test shellfish for toxins and report recreational and/or commercial harvesting closures when toxins reach alert level.
- Work to prevent other types of foodborne illnesses from shellfish through growing area monitoring and inspection of shellfish at processing and retail establishments.



Market Access & Certification Programs

Certification and Inspection

- Provide voluntary, third-party inspection and certification services for a variety of quality or value characteristics.

Market Access and Development

- Promote and create demand for Oregon agricultural products in local, domestic, and international markets through trade and business development activities.

Metrology Laboratory

- Provide official and traceable mass, volume, and length calibration services.

Motor Fuel Quality

- Ensure that motor fuels sold in Oregon meet national quality standards.

Plant Health

- Conduct field surveys and provide laboratory testing of seed and plant material to detect pests and diseases that could result in quarantine of Oregon products.

Produce Safety

- Provide outreach, education, and technical assistance for farmers covered by the federal Produce Safety Rule.

Weights and Measures

- Ensure fairness and accuracy in the marketplace by inspecting and certifying weighing and measuring devices.

Additional Services

- Provide official seed sampling and testing to ensure foreign and domestic requirements are met.
- Provide oversight of Oregon's 23 grower-supported commodity commissions.
- Administer funds Oregon receives through USDA's Specialty Crop Block Grant Program.
- Promote and facilitate Oregon's Farm to School Program and provide trade development opportunities for producers to connect with schools and institutional markets.



Natural Resource Programs

Confined Animal Feeding Operations (CAFO)

- Permit Confined Animal Feeding Operations (CAFO) and provide regulatory oversight of CAFOs to ensure that manure does not pollute ground or surface water.

Fertilizer Program

- Ensure proper legal sale and distribution of fertilizer, soil amendments, agricultural minerals and lime through licensing and registration. Sample products to assure they meet label guarantees, that products function as advertised, and that environmental safety standards are met.

Land Use

- Provide agricultural land use and right to farm policy expertise to protect Oregon's agricultural land base.

Pesticides Program

- Ensure proper and legal sale, use, and distribution of pesticide products through licensing and registration as well as investigations of potential pesticide misuse.
- Coordinate investigations to collect and analyze information about reported pesticide incidents through the Pesticide Analytical and Response Center (PARC).

Soil and Water Conservation Districts

- Assist 45 Soil and Water Conservation Districts as they provide conservation assistance to area landowners.

Water Quality

- Address water quality and natural resource conservation on agricultural lands through partnerships and regulatory oversight.



Plant Protection & Conservation Programs

Hemp

- Administer Oregon's Hemp Program, including registration of growers and handlers.

Insect Pest Prevention and Management

- Conduct surveys to quickly detect populations of invasive insects and eradicate the destructive pests before they can establish.
- Provide insect identification, technical information, and general outreach for stakeholders, agriculturalists, and the general public.

Invasive Noxious Weeds

- Conduct early detection surveys to identify new invasive weeds and implement rapid response projects for eradication and control.
- Conduct an intensive biological control program to reduce the impacts of invasive weeds.
- Assist landowners as well as county, state, federal, and local cooperators in efforts to manage and control invasive weeds.
- Administer Oregon State Weed Board Grants for protection of Oregon's natural resources.

Nursery and Christmas Tree

- Provide services to licensed Oregon nurseries and Christmas tree growers that includes inspection and certification for out-of-state shipment.

Plant Conservation

- Protect and conserve Oregon's native flora and vanishing habitats by assisting public agencies and private citizens on management of threatened and endangered native plants.

Biennial Report 2017-2019



Oregon
Department
of Agriculture

2017-2019

Biennial Report

PREPARE • PREVENT • PROMOTE • PROTECT • PLAN

[WWW.OREGON.GOV/ODA](http://www.oregon.gov/ODA)

Welcome to the Oregon Department of Agriculture's (ODA) newly designed biennial report. Our goal at the department is to create visually engaging reports, brochures, and publications filled with information and stories that give you a sense of who we are, what we do, and how we succeed. When done well, we are clearly communicating ODA's values, goals, key metrics, and achievements in an easy to read format.



When reflecting on the 2017-2019 biennium, one constant stands out for me; trust in ODA staff. Even in some of the most challenging situations it was always reassuring to know that I could count on staff at all levels for their professionalism, expertise, problem solving, and honesty regardless of the issue. The department's first aim is to serve and help agricultural producers, consumers, and our natural resources. When needed, ODA also uses our enforcement authority to protect people, property, and the environment.

In one way or another, ODA reaches every person in the state. From gas stations, grocery stores, airports, greenhouse nurseries, and dairy farms, to your neighborhood convenience store deli, ODA is there to prepare, protect, and serve Oregonians. Did you know ODA staff run more than 900 tests per month to ensure growers can export virus-free seeds all over the world? ODA's Water Quality Program staff works with farmers and ranchers to prevent water pollution, and our noxious weed experts are finding ways to stop invasives from destroying natural habitat. Plus, the agriculture industry is growing. ODA's Hemp Program saw a 700 percent increase in registrations in 2019.

It can be difficult to describe and quantify all the ways ODA serves Oregonians, but our hope is that this report gives you a sense of ODA successes and challenges from 2017-2019. Please let us know what you think, we are always looking for ways to improve. We are proud to partner with Oregonians to help grow the economy and ensure healthy natural resources and a healthy environment.

-Alexis

DEPARTMENT HIGHLIGHTS

BUDGET: \$114,643,558 (2017-2019)

- \$25,777,408 General Fund
- \$ 7,072,247 Lottery Funds
- \$65,835,111 Other Funds
(license & registration fees)
- \$15,958,792 Federal Funds

EMPLOYEES (2019)

- 466 (approx.) including seasonal & temp
- 384 permanent
- 150 eligible for retirement in next 5 years

LOCATIONS

- 18 offices statewide

Permanent employees:

- 46% work in Salem office
- 35% work directly on-site, from vehicle or home
- 11% work in satellite offices
- 8% work in Portland

PROGRAMS

- Administrative Services
- Food Safety & Animal Health Programs
- Internal Service & Consumer Protection Programs
- Market Access & Certification Programs
- Natural Resource Programs
- Plant Protection & Conservation Programs

Learn more about ODA programs online:
<https://oda.direct/Programs>

DIGITAL

Facebook	ORAggriculture, CelebrateORAg, ODANoxiousWeedProgram
Twitter	ORagriculture
Instagram	celebrateoregonagriculture
YouTube	ORGovODA
Flickr	oragriculture
News blog	odanews.wpengine.com
Website	www.oregon.gov/ODA
Subscribe	oda.fyi/subscribe

WHY WE SERVE



67,595
Oregon
agricultural
producers



37,200
Oregon
farms

ON 16 MILLION ACRES
OF LAND



220
agricultural
commodities



2.8 million
head of
livestock

TO PROTECT
FROM THEFT AND DISEASE



\$1.87
billion in
exports



\$98.3
billion in
output

VIA SALES
OF GOODS AND SERVICES
RELATED TO AGRICULTURE



29% of
Oregon
jobs

686,518 DIRECT & INDIRECT
JOBS DEPEND ON
AGRICULTURE



\$172.8
million in
seafood
landings



4.2 million
Oregonians

WHO NEED SAFE FOOD,
FIBER, FUEL, NATURAL
RESOURCES AND MORE

Sources: USDA Census of Agriculture (2017); USDA NASS Oregon Agricultural Statistics Bulletin (2018); U.S. Food and Agriculture Industries Economic Impact Study (2019)

1

PREPARE & PREVENT

Education, collaboration, and prevention make up the primary focus for many of the programs at ODA.

The world of Oregon agriculture is vast and varied and our responsibilities as a department include programs and jobs that people often would not expect, such as testing scales or veterinary relief work. In many cases, this means collaborating to help prevent problems such as illness, disease, or harm while also preparing customers to be successful. By listening to our fellow Oregonians and working together toward ongoing improvement, we make the state a better place to live and work.

AG WATER QUALITY COLLABORATES TO PREVENT ALGAL BLOOMS

The Agricultural Water Quality Program is working closely with farmers and ranchers around Klamath Lake, as well as partnering with agencies and organizations, to monitor water quality concerns and develop plans with landowners. Outstanding cooperators, the landowners were more than willing to implement activities to help prevent algal blooms, which can be harmful to both animals and humans. The program **received funding in the 2019-2021 budget to continue its water quality monitoring**, and the program continues to work with landowners and partners to implement plans.



2

PLANT HEALTH PREVENTS THE SPREAD OF DISEASE

Pathology experts work to enhance the marketability of Oregon products by preventing the spread of plant pathogens and diseases. Walking through fields to visually inspect plants, certifying fruit trees as virus-free, and running over **900 tests per month** on seed helps producers meet import requirements from other states and countries. Implementing eradication projects prevents invasive plant pathogens before they have a chance to cause significant environmental and economic damage.

FERTILIZER PROGRAM PREPS FOR GROWTH

Oregon has over **12,000** fertilizer products registered in the state, and over 13,000 pesticide products registered. Pesticide product registration numbers have grown slightly in the last five years, but fertilizer product registrations have **increased by 50%** from five years ago. As a result, the Oregon Legislature approved a new registration position to be hired in 2020 in the Fertilizer Program going forward to keep pace with registrations.

PRODUCE SAFETY PROGRAM REACHES OUT

The Produce Safety Rule, part of the new federal Food Safety Modernization Act regulation, focuses on practices to prevent illness from produce typically eaten raw. ODA's new Produce Safety Program, in partnership with Oregon State University, reached **over 700 growers, harvesters, handlers and packers** during 2017-2019 via classes and technical assistance, such as one-on-one farm visits, to assess practices and to help producers align with the new rule.

INVASIVE SPECIES IMPACT ALL OF US

Invasive pests and diseases, such as Gypsy moth, scotch broom, and Armenian blackberry are threatening Oregon's natural resources and agriculture economy. Invasive pests can also directly affect market access and jobs, watersheds, water quality, pesticide use, and human health. It is much less expensive to invest in prevention rather than reacting to an established invasive pest.

Increased trade and population movement serve as pathways for invasive pests to enter Oregon. In fact, our entomologists detect a new exotic insect species about every month in Oregon, some of which could become the next bad invasive pest. **Since 2007, 120 new exotic insect species were recorded in Oregon, several of which were new to North America.**

Changing weather patterns have also affected the increase in invasive species. For example, Ludwigia (or water primrose), an aquatic plant native to sub-tropical South America, is threatening to choke backwaters, oxbow lakes, and warmer river channels in Oregon. This plant has been present in Oregon since 1945, but has exploded over the past 10 years with changing temperatures.

We can't solve this in isolation, we need partners, we need the public, we need everyone. ODA has increased its focus and effort on outreach, working with the Oregon Invasive Species Council, and promoting campaigns including "Don't Pack a Pest" and "Don't Move a Pest."

METROLOGY LAB IS ONE OF THE BEST IN THE COUNTRY

Caretakers of the state's official weight and volume standards, the lab performs metrologically traceable measurements designed to assure that key measurement units used in commerce including the pound, the kilogram, the gallon, and the liter agree with international standards. Their work touches nearly every product or commodity bought and sold in the state.

In 2018, the lab **received another outstanding third-party assessment** from the National Voluntary Laboratory Accreditation Program, reaffirming the lab as one of the best in the country.



3

SHIPPING POINT INSPECTORS KEEP PRODUCE MOVING



With a team of 52 inspectors and 7 managers throughout the state, approximately **5 billion pounds of produce are inspected** by the Shipping Point Program every year. To keep produce moving through Oregon, inspectors sample products to ensure it meets the standards of contracts set up between buyers and sellers (3rd party grading).

The average inspector gets a sample every 6 minutes and must sample a minimum of 1% of a product lot. A majority of the product inspected (70%) is potatoes, about 20% is onions, and the remaining 10% is garlic, apples, cherries, and pears.

Inspectors write export certificates and keep produce moving through Oregon via export nationally and internationally. **The program is 100% other funded by the industry** with a budget of \$10 million during the 2017-2019 biennium.

ANIMAL HEALTH PROGRAM PREPARES FOR, AND RESPONDS TO, EMERGENCIES



About **25% of the total income** from all Oregon agricultural commodities comes from livestock. The Animal Health Program's ability to prevent animal disease or respond quickly to an outbreak is critical to not only the livestock industry, but to Oregon's overall economic health.

The program processed 161,175 regulatory documents including import and export Certificates of Veterinary Inspection, equine passports, and vaccination and testing reports representing **over 3 million animals** in 2017, 2018, and 2019. This information is extremely important for disease traceability purposes. Electronic-based records greatly enhance ODA's ability to locate infected animals, and animals at risk, as quickly as possible.

In early December 2018, veterinary assistance was needed at the animal shelters established in Butte County following the devastating Camp Fire that occurred last November. The Oregon Office of Emergency Management received a request from the California Office of Emergency Services for veterinary assistance.

ODA was able to successfully organize **a 22-member team with volunteer veterinarians and veterinary technicians**, which deployed to Butte County December 14-22 to assist in the operations of the animal shelter facilities located near Chico, CA. The team worked with National Guard troops and volunteers to care for more than 500 animals that were displaced from their homes.

4

ADMINISTRATIVE & INTERNAL SERVICES HELP RUN 39 BUSINESSES

Under the umbrella of the Oregon Department of Agriculture, teams from Financial Services, Information Systems, Licensing, Human Resources, and Procurement support the many programs of the department that in many ways, run like 39 different businesses.

Processing approximately \$34 million in annual revenue and approximately \$22 million in annual payments, the Financial Services Program continually focuses on improving efficiencies. The State Controller's Gold Star Certificate is presented to state agencies that help Oregon meet its statewide fiscal performance goals and **ODA has received the award 23 years in a row!**

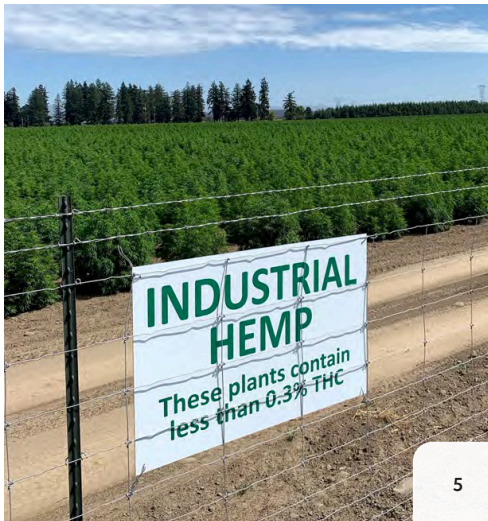
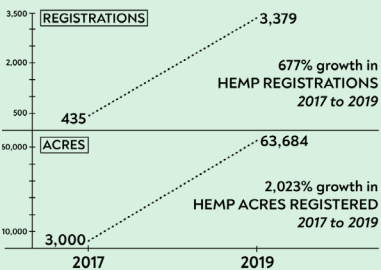


DURING THE JUNE LICENSING PERIOD
95%
OF RENEWALS
WERE COMPLETED ONLINE,
MASSIVELY REDUCING
PAPER USAGE

The focus of the Licensing Program is on efficiency to make the process easier for everyone through ongoing evaluation and improvement. To accommodate customers who need additional assistance, they take special steps such as sending out licensing forms ahead of time with a voucher system to pay via postal mail for customers who are not comfortable renewing online. During the 2019 June renewal period, **the licensing team of 3 people received 2,600 calls**—they picked up 80% of those calls and returned any missed calls the same day.

HEMP PROGRAM SEES INCREASE IN REGISTRATIONS

As hemp continues to gain ground across Oregon, there was an explosion in the number of registrations as a result of the 2018 Farm Bill being put into place.



5



LIVESTOCK INSPECTORS SEE MORE THAN ONE MILLION ANIMALS

Brand inspectors play an important role in helping to prevent livestock theft by verifying the ownership of cattle prior to sale or out of state shipment.

Inspectors also assist in getting lost and estray animals back to their rightful owners, and aid law enforcement in livestock theft investigations. In 2019, Oregon brand inspectors assisted in 111 estray livestock cases involving 264 head of cattle and 34 horses. They spent a collective 179 hours assisting with estray animals and drove 2,235 miles.

IN OREGON THERE ARE
11,447 BRANDS
FOR IDENTIFYING CATTLE,
HORSES, AND SHEEP
IN THE STATE

The brand inspection staff is comprised of 4 supervisors, 1 full-time and 58 part-time inspectors, and 5 sale yard clerks located across the state. Most of these inspectors raise cattle of their own or come from ranching families and share a stake in the industry that they serve. More than 1 million cattle are inspected every year.

In 2017-2019, a process to digitize inspection records was developed. The availability of electronic records for both inspections and auction market transactions has drastically reduced the amount of time spent filing and researching. An electronic inspection program, that would make inspection data from around the state available in real time, is in the early development stage.

The Livestock Identification Program is entirely funded by inspection fees and brand registrations.

6

SURROGATE FISH SAVES INDUSTRY THOUSANDS

The Weights and Measures Program **examined 86.7% of the 61,537 total weighing and measuring devices** licensed in Oregon for 2018.

In 2017, they partnered with Oregon's commercial fish processing industry to design, develop, and purchase 2,000 lbs of plastic surrogate fish for the purpose of batch testing the industries automatic weighing systems.

Prior to this, it was necessary to use fish thawed from storage at a cost of approximately \$2,000 per lot of fish used. The cost would easily multiply if repairs and subsequent retests were required.

Four fish plants agreed to pay a quarter of the cost each—the total price was \$18,000. The commercial fish processing industry is now realizing savings in time and costs for their annual recertifications as a direct result of this project.



PROMOTE

Oregon agriculture offers endless reasons to celebrate, whether it is the quality of our products, the ingenuity and dedication of our farmers, fishers, ranchers, and processors or the amazing ways that the industry feeds our state, both literally and economically.

Supporting Oregon's agribusinesses takes many forms. But fundamentally it is about introducing producers and processors to people and resources that help grow their business. ODA provides research, marketing resources, technical assistance, and buyer meetings. From local, institutional, national, or international markets, ODA is here to help agribusinesses reach their goals.



FARM TO SCHOOL PROGRAM REACHES MORE THAN HALF OF OREGON K-12 STUDENTS


The Oregon Farm to School Program helps increase the amount of Oregon grown and processed products available in school meal programs in Oregon, by reimbursing school districts when they make qualifying purchases of Oregon products. It also provides resources, in the form of grants, to provide food, garden, and agricultural education to students. The Oregon Department of Agriculture and the Department of Education coordinate the program.

More than 300 producers, processors, seafood harvesters, ranchers, and distributors benefit from the Farm to School Program and there are currently more than 130 school districts participating.

In 2016, with the State's investment of \$1.6 million, schools boosted the agricultural economy by purchasing \$15 million in Oregon products.

The program reaches more than half of students (240,000) in grades K-12 and 89% of school lunches served in Oregon include Oregon products.

For the 2019-2021 biennium, the Oregon legislature tripled the farm to school budget from \$4.6 million to \$15 million. ODA will be distributing nearly half a million dollars to grantees for equipment and infrastructure to make it easier for producers to sell to schools.



7

GRANT DOLLARS SUPPORT INCREASED COMPETITIVENESS OF OREGON'S SPECIALTY CROPS

The Specialty Crop Block Grant Program (SCBGP) in Oregon funds approximately \$2 million from the United States Department of Agriculture (USDA) for projects that "enhance the competitiveness" of the specialty crop industry. USDA defines specialty crops as "fruits, vegetables, tree nuts, dried fruits, horticulture, and nursery crops (including floriculture)".

Oregon is one of the top ten producers of specialty crops nationwide.

The program selects around 15 projects from an average of 40 applications in Oregon each year.

Projects are awarded anywhere from \$25,000 to \$175,000 for two and a half years. Over the past ten years, the SCBGP has awarded nearly \$16 million to fund 180 projects that benefit Oregon's specialty crop industries.

Projects are diverse and in 2017-19 included things such as: developing and testing a broccoli mechanical harvester, researching foodborne pathogens, expanding the Adopt a Farmer science program for Oregon middle-schoolers, and funding an accelerator program for female specialty crop producers to enter new markets.



2014: Market Access Request
Blueberry industry requests that USDA contact Vietnam to find out how we can ship them fresh blueberries.

January 2015: Pest Risk Assessment
Identify the pests that could hitchhike from the U.S. to Vietnam and mitigation steps to prevent infestation.

March 2017: Negotiation
Clarification of processes and technical review of export requirements, such as phytosanitary inspections, orchard surveys and pest trapping, and allowable pesticides.

April 2018: Trade Mission
Oregon and Washington Blueberry Commissions travel to Vietnam with ODA's Assistant Director to reinforce their interest and to meet with customs officials and buyers.



July 2018: Site Visits
Vietnam officials review production and packing during blueberry season.

July 2018: Import Requirements
Final document with requirements to ship blueberries to Vietnam is completed. U.S. blueberries prohibited status is removed.

February 2019: Trade Agreement
As part of the USDA APHIS bilateral trade talks, a final agreement is made based on the import requirements that Vietnam will allow fresh U.S. blueberries into the country.

May 2019: Market Access Approval
Shippers are registered and issued import permits. Shipping begins to Vietnam.


8

THE ROAD TO NEW MARKET ACCESS

Back in 2014, the blueberry industry set into motion years of work with the hope of selling blueberries in Vietnam. It began with a request to USDA to ask Vietnam under what conditions they would allow the import of fresh blueberries because at that time, it was prohibited.

In 2015, a Governor's trade mission with ODA to Vietnam helped to affirm our interest and desire to establish an agreement. The pests of concern were identified and mitigation steps were developed to make sure pests didn't hitchhike from the U.S. on the berries.

In the following years, negotiations about inspections and treatment, site visits to Oregon, and an ODA trade mission with the Oregon and Washington blueberry commissions was made to stress our willingness to work with Vietnam. During that time, the import requirements were developed to tell shippers exactly what they needed to do.



At last, in 2019, a bilateral trade agreement between the U.S. and Vietnam was finalized and ODA provided input and outreach as a key shipping state. Oregon blueberries traveled to Vietnam beginning in June of 2019.

PROTECT

A strong component of protection is the role of regulation. It's the responsibility of many of our programs to inspect and investigate in order to protect both Oregonians and our state's natural resources.

Many of the laws we enforce as a state department are centered around protection for people, property, and the environment. Our programs couple education and outreach with inspection and data gathering to help customers not only understand the rules, but also find solutions to help support success. This often means collaborating with other departments, groups, and organizations.

ENVIRONMENTAL HEALTH SPECIALISTS TAKE ON NEW WORK

The Food Safety Program works to prevent foodborne illnesses and to ensure the food Oregonians consume is safe. The program has 38 inspectors spread out across the state inspecting 12,000 licensed firms. Retail food stores represent about 40% of the workload

The marijuana industry has added 630 Food Safety licenses to the workload and the hemp industry is growing at a rapid pace.

The new national Food Safety Modernization Act is the most sweeping change in food laws in several decades. ODA has adopted the new rules and is focusing a lot of resources on specialized courses, outreach, and education.

There are also national improvements happening in the food manufacturing and dairy industries which requires an increase in education and outreach.



PROTECTING CONSUMERS FROM MARINE BIOTOXINS

The commercial crab fishery has been heavily impacted by the increased presence of the marine biotoxin domoic acid over the past several years with delays to opening the commercial season. Marine biotoxins have also caused serious restrictions for recreational mussel and clam harvesters. These toxins can cause severe illness and death in humans.

Staff have worked diligently with the crab industry, the Oregon Department of Fish and Wildlife, and regulatory agencies in Washington and California to develop new monitoring, response, and notification plans. Crab fisherman can now receive **text messages about closures** directly on their vessel.

9



PESTICIDES PROGRAM PROTECTS PEOPLE, PROPERTY, AND THE ENVIRONMENT

The Pesticides Program examined **over 1,400 cases in 2017-2019**. This includes investigations for routine compliance monitoring as well as complaint investigations.

At the national level, program leadership is involved in policy discussions on how to address contaminated pesticides, which include ingredients not included on the label that could compromise the safety or effectiveness of the product. ODA's involvement supports consumer safety and protection while maintaining pest management tools for our diverse agricultural industries and other users. Oregon has achieved and maintained high standards in regulating the sales, use, and distribution of pesticides while at the same time experiencing minimal impacts to people, property, and the environment.



PROTECTION FROM FUTURE DAMAGE

Recent high-profile pesticide cases involving dead and dying Ponderosa pine trees along Highway 20 near Sisters and in other areas, resulted in ODA rulemaking. Trees were impacted after the herbicide aminocyclopyrachlor (ACP) was applied to roadsides between 2011 and 2015. Herbicides are used because weeds may prevent rainwater from draining off roads, and can also be fuel for fire.

After conducting a thorough investigation, ODA pulled together a stakeholder group to discuss possible limitations on the use of ACP in Oregon. In 2019, after extensive discussion and consideration, **ODA adopted rules restricting the use of ACP** along roadsides, canals, near sage-grouse habitats, and in other areas. These measures were taken in an abundance of caution to protect Oregon's natural resources.

FUNDS DISTRIBUTED TO 11 COUNTY WOLF PROGRAMS

The ODA Wolf Depredation Compensation and Financial Assistance County Block Grant Program was successful in being awarded a 2019 federal Wolf-Livestock Demonstration Grant from the U.S. Fish and Wildlife Service in the amount of \$76,000.

In the fall of 2019, \$65,000 was awarded to counties for prevention activities. \$11,000 of this federal grant will be awarded to counties for direct compensation in the spring of 2020. These funds, combined with state general funds, allowed ODA to award a total of **\$178,319 to 11 different county wolf programs** in Oregon to assist with direct loss reimbursement, missing livestock reimbursement, prevention assistance and minor administrative costs for county wolf programs.

10

PROTECTING THE STATE FROM PLANT PESTS & PATHOGENS

The greenhouse and nursery, and Christmas tree industries (ranked #1 and #11, respectively for value of production for Oregon agricultural commodities) had **a combined value of production of over \$1.1 billion in 2018**.


Inspectors from the Nursery & Christmas Tree Program work to facilitate business and trade without jeopardizing quality. In 2017-18, 5,954 inspections were completed and 6,985 in 2018-19.

The program protects the state and our customers by looking for pests and pathogens coming into and out of Oregon.

ENTOMOLOGISTS PERSEVERE IN THE JAPANESE BEETLE BATTLE

We now know that the Insect Pest Prevention and Management Program's (IPPM) multi-year effort to eradicate Japanese beetle is moving in the right direction. An infestation was first detected in the Cedar Mill area near Portland in 2016. An economic analysis by ODA found that farmers could spend an estimated \$43 million annually to combat Japanese beetle if established, not to mention the damage it would cause to our environment.

Treatment began in 2017 and the agency trapped more than 23,000 beetles. In 2018, more than 17,000 beetles were trapped.



From April to June in 2019, IPPM applied granular larvicide treatment to approximately 8,500 residences, 6 schools, 8 parks, 3 shopping centers, the Portland International Airport, and 1 golf course—an area of **approximately 3,000 acres**. For the first time, the granular treatment was supplemented with a foliar spray in areas with higher Japanese beetle populations. This application was both free and voluntary for the residents in these areas.

Within the boundaries of the foliar treatment area, beetles trapped decreased by approximately 75% from 2018 to 2019. The program expects to use the foliar treatment again in 2020 in high density areas.

IN 2019, 7,749 JAPANESE BEETLES WERE TRAPPED IN THE CEDAR MILL AREA, WHICH IS A 56% REDUCTION FROM THE PREVIOUS YEAR.

LAB EFFORTS REDUCE EXPOSURE TO TOXINS

ODA maintains several laboratories, including one in Portland with 22 employees. **In 2017-2019, this lab analyzed 12,602 samples representing 32,482 tests.** The number of samples and tests are driven by program needs as this lab provides analysis and technical support to ODA's enforcement and regulatory programs.

Pesticide Program residue test numbers increased by 4.5% and Food Safety Program tests increased by 50% due to significant increase in domoic acid testing of crab viscera (internal organs).

New to the lab was the implementation of microbial source tracking to identify fecal contamination sources in surface waters. Two employees trained with EPA to use their method for identifying the source (e.g. type of animal or human) from *E. coli* found in water samples. This test will support the CAFO (Confined Animal Feeding Operations) Program.



PLAN

As new bills are enacted into law, the needs of industries change and grow, and technology advances, staff at the Oregon Department of Agriculture are guided by its vision; to serve the changing needs of Oregon's diverse agricultural and food sectors to maintain and enhance a healthy natural resource base and strong economy statewide. Below are some examples already underway.

ADMINISTRATIVE SERVICES

- Researching new customer service options such as online chat.
- Developing more opportunities for online public maps.
- Improving tracking systems to reduce data entry.

FOOD SAFETY & ANIMAL HEALTH PROGRAMS

- Exploring more efficient and effective ways of using staff and budget continues to be a priority for the program as it protects Oregon's food supply. Growth in both the food and cannabis industries has the number of food safety licenses growing steadily, while staffing levels stay the same.
- Begin licensing animal rescue organizations per Oregon Senate Bill 883 (2019).

INTERNAL SERVICE & CONSUMER PROTECTION PROGRAMS

- Consolidate our lab tracking system. The goal is to give customers the ability to enter sample information and requested tests online. The system will then provide the lab with methods and process for the tests requested. Eventually, results too will be available to customers online.
- Developing a method for certifying certain types of fuel metering equipment that will both improve worker safety and shorten the test time allowing it to reach more customers at a lower cost. Staff is testing compressed natural gas and liquified natural gas meters.

MARKET ACCESS & CERTIFICATION PROGRAMS

- Expand virus certification to include additional fruits such as blueberries and cane berries.
- Improve resources to meet the needs of and requests from the seed industry providing producers with the tools they need to be competitive.


NATURAL RESOURCE PROGRAMS

- Establish a notice-based process to allow for agricultural maintenance in dry traditionally maintained channels to a limited geographic area by fall 2020, per Oregon House Bill 2437 (2019).
- Discuss by appointed committee whether limitations should be adopted for the pesticide chlorpyrifos in order to protect human health while keeping critical uses available to producers.
- Continue expanding Strategic Implementation Area (SIA) work with partners, farmers and ranchers to improve water quality.

PLANT PROTECTION & CONSERVATION PROGRAMS

- Increased outreach and funding to alert people to how invasive pests and diseases are traveling into Oregon.
- Establish a federally recognized hemp production program. ODA will be submitting a state plan to the USDA for approval by spring 2020. Oregon's hemp program will also include more employees.

2017 Census of Agriculture - Oregon State Profile

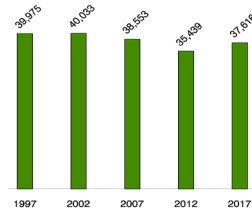


Oregon

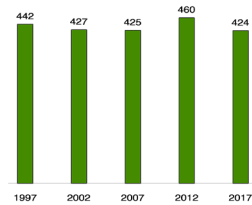
Total and Per Farm Overview, 2017 and change since 2012

	2017	% change since 2012
Number of farms	37,616	+6
Land in farms (acres)	15,962,322	-2
Average size of farm (acres)	424	-8
Total	(\$)	
Market value of products sold	5,006,822,000	+3
Government payments	92,406,000	+8
Farm-related income	304,720,000	+31
Total farm production expenses	4,660,754,000	+6
Net cash farm income	743,194,000	-9
Per farm average	(\$)	
Market value of products sold	133,104	-3
Government payments (average per farm receiving)	22,918	+43
Farm-related income	25,495	+29
Total farm production expenses	123,903	(Z)
Net cash farm income	19,757	-14

Number of Farms, 1997-2017



Average Farm Size, 1997-2017 (acres)



Farms by Value of Sales

Value of Sales	Number	Percent of Total ^a
Less than \$2,500	16,951	45
\$2,500 to \$4,999	4,525	12
\$5,000 to \$9,999	4,159	11
\$10,000 to \$24,999	3,695	10
\$25,000 to \$49,999	2,096	6
\$50,000 to \$99,999	1,626	4
\$100,000 or more	4,564	12

Farms by Size

Size	Number	Percent of Total ^a
1 to 9 acres	12,536	33
10 to 49 acres	12,707	34
50 to 179 acres	6,051	16
180 to 499 acres	2,689	7
500 to 999 acres	1,288	3
1,000 + acres	2,345	6

Oregon, 2017
Page 2



Market Value of Agricultural Products Sold

	Sales (\$1,000)	Rank in U.S. ^b	States Producing Item
Total	5,006,822	28	50
Crops	3,283,355	19	50
Grains, oilseeds, dry beans, dry peas	343,911	30	50
Tobacco	-	-	18
Cotton and cottonseed	-	-	17
Vegetables, melons, potatoes, sweet potatoes	539,205	9	50
Fruits, tree nuts, berries	612,147	4	50
Nursery, greenhouse, floriculture, sod	886,686	4	50
Cultivated Christmas trees, short rotation woody crops	121,338	1	50
Other crops and hay	780,068	5	50
Livestock, poultry, and products	1,723,466	31	50
Poultry and eggs	126,466	33	50
Cattle and calves	977,404	17	50
Milk from cows	507,116	17	50
Hogs and pigs	3,431	36	50
Sheep, goats, wool, mohair, milk	28,300	11	50
Horses, ponies, mules, burros, donkeys	14,807	26	50
Aquaculture	42,974	13	50
Other animals and animal products	22,968	19	50

1 Percent of U.S. agriculture sales

Share of Sales by Type (%)

Crops	66
Livestock, poultry, and products	34

Land in Farms by Use (acres)

Cropland	4,726,109
Pastureland	9,144,984
Woodland	1,614,345
Other	476,884

Top Counties: Land in Farms (acres)

Harney	1,557,103
Wasco	1,388,988
Umatilla	1,352,241
Morrow	1,126,101
Malheur	1,093,362

Total Producers ^c

Sex	67,595
Male	37,727
Female	29,868

Age

<35	4,991
35 - 64	38,585
65 and older	24,019

Race

American Indian/Alaska Native	622
Asian	644
Black or African American	64
Native Hawaiian/Pacific Islander	112
White	65,364
More than one race	789

Other characteristics

Hispanic, Latino, Spanish origin	2,083
With military service	8,227
New and beginning farmers	19,193

Percent of farms that:

Have internet access **86**

Farm organically **2**

Sell directly to consumers **15**

Hire farm labor **27**

Are family farms **97**

Top Crops in Acres ^d

Forage (hay/haylage), all	1,074,220
Wheat for grain, all	850,953
Field/grass seed crops, all	421,704
Vegetables harvested, all	154,027
Hazelnuts (Filberts)	68,378

Livestock Inventory (Dec 31, 2017)

Broilers and other meat-type chickens	2,669,556
Cattle and calves	1,243,916
Goats	45,378
Hogs and pigs	11,218
Horses and ponies	64,024
Layers	2,491,379
Pullets	588,665
Sheep and lambs	177,646
Turkeys	8,355

See 2017 Census of Agriculture, U.S. Summary and State Data, for complete footnotes, explanations, definitions, commodity descriptions, and methodology.

^a May not add to 100% due to rounding. ^b Among states whose rank can be displayed. ^c Data collected for a maximum of four producers per farm.

^d Crop commodity names may be shortened; see full names at www.nass.usda.gov/croplnames.pdf. ^e Position below the line does not indicate rank.

(D) Withheld to avoid disclosing data for individual operations. (NA) Not available. (Z) Less than half of the unit shown. (-) Represents zero.



United States Department of Agriculture
National Agricultural Statistics Service

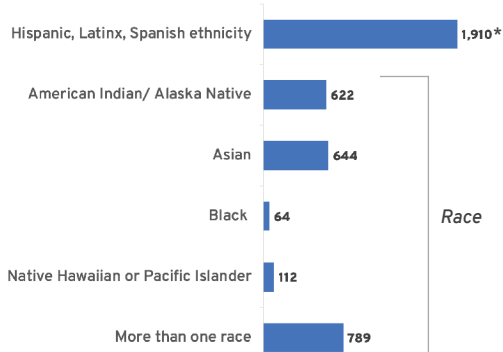
www.nass.usda.gov/AgCensus

USDA is an equal opportunity provider, employer, and lender.

BIPOC Agricultural Producers in Oregon

OREGON AGRICULTURE PRODUCERS Black, Indigenous and people of color (BIPOC)

BIPOC PRODUCERS = approx. 4,141
≈ 10% are under the age of 35



*The Census of Agriculture asked separate questions for ethnicity and race. There are 2,083 total producers who are of Hispanic, Latinx, Spanish origin and 1,910 were not already counted in another race category. The term "producer" designates a person who is involved in making decisions for the farm operation. The census included up to four producers per farm.

MALE
58%

FEMALE
42%

6%

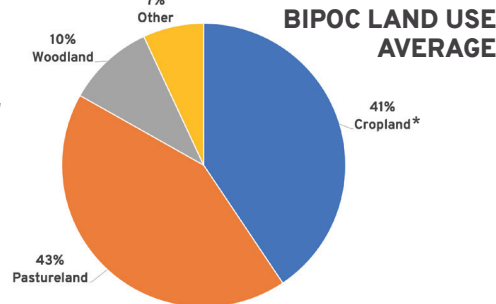
of Oregon
agricultural
producers
are BIPOC



1,441,869 acres
in 3,785 BIPOC farms

9%
of ag acres
are BIPOC
farms

Median farm size:
10 to 49 acres



BIPOC LAND USE AVERAGE

*Cropland includes harvested land, other pasture and grazing land that could have been used for crops, land on which all crops failed or where abandoned, land in summer fallow or idle cropland, or land used for cover crops or soil improvement.

MARKET VALUE OF AG PRODUCTS SOLD

FARMS WITH SALES ≥ \$50K

Hispanic, Latinx, Spanish origin (any race)	\$438,371,000	308 farms (17%)
American Indian, Alaska Native	\$58,377,000	84 farms (8%)
Asian	\$113,395,000	114 farms (19%)
Black (D)		9 farms (8%)
Native Hawaiian or Pacific Islander	\$15,967,000	17 farms (10%)

PRIMARY AG PRODUCT BY SALES

Hispanic, Latinx, Spanish origin:

1) Milk from cows 2) Nursery, Greenhouse, Floriculture, Sod 3) Fruits, tree nuts, berries

American Indian:

1) Fruits, tree nuts, berries 2) Cattle and Calves

Asian:

1) Nursery, Greenhouse, Floriculture, Sod 2) Fruits, tree nuts, berries 3) Vegetables, melons, potatoes, sweet potatoes

Black:

1) Other crops and hay 2) Cattle and Calves

Native Hawaiian or Pacific Islander:

1) Fruits, tree nuts, berries 2) Grains, oilseeds, dry bean, dry peas

Created 10/2020



Data source: Census of Agriculture, 2017. www.nass.usda.gov/AgCensus
(D) Census report withheld to avoid disclosing data for individual operations.
Note: Latinx* changed from "Latino."

ODA Active License Count by Year (2010 to 2020)

ODA Active License Count by Year (2010 thru 2020)
 Counts are pulled each December - Updated last on December 7, 2020

AHID	2010	2011	2012	2013	2014	2015	2016	2017	2018	2019	2020
Assembly Plant	0	0	0	0	0	0	0	0	0	0	0
Commercial Feed Registration	411	405	423	421	431	437	434	437	433	440	444
Conveyance for Transport	10	10	11	11	10	8	9	9	9	10	11
Livestock Auction Market	8	9	9	8	9	8	9	9	9	9	8
Livestock Feedlot	3	2	2	2	3	3	3	2	2	2	2
Rendering Plant	5	5	5	5	5	4	5	7	8	7	6
Veterinary Product Registration	282	279	277	275	275	261	254	245	235	241	238
Totals	719	710	727	722	733	721	714	709	696	709	709

CID	2010	2011	2012	2013	2014	2015	2016	2017	2018	2019	2020
Cash Buyer Produce Dealer (Ends 2012)	34	30	29								
Grain Warehouse	8	8	8	6	9	9	5	6	5	5	5
Retail Produce Peddler (Ends 2012)	28	28	24								
Retail Seed Dealer	774	782	784	802	807	807	812	811	840	859	861
Wholesale Produce Dealer (Ends 2012)	95	94	89								
Wholesale Seed Dealer	202	208	208	221	213	213	213	214	220	230	243
Totals	1141	1150	1142	1029	1029	1029	1030	1031	1065	1094	1109

FSD	2010	2011	2012	2013	2014	2015	2016	2017	2018	2019	2020
Animal Food Processor	6	8	9	10	12	12	16	20	20	23	29
Bakery	696	728	747	777	791	805	805	809	780	796	780
Bakery Distributor	8	9	8	6	6	6	4	4	4	4	4
Cannabis Bakery (Starts 2016)							2	10	11	12	12
Cannabis Dairy Products Plant (Starts 2016)							0	0	0	0	0
Cannabis Food Processing Establishment (Starts 2016)							19	76	95	102	104
Cannabis Food Storage Warehouse (Starts 2016)							3	12	19	23	25
Cannabis Non-Alcoholic Beverage Plant (Starts 2016)							0	1	1	1	0
Cannabis Non-Slaughtering Processor (Starts 2016)							0	0	0	0	0
Cannabis Retail Food Establishment (Starts 2016)							54	306	396	434	441
Cannabis Wholesale Manufacturer Frozen Dessert (Starts 2017)								2	0	0	0
Contract Milk Hauler (Ends 2018)	135	203	236	256	256	253	123	114	106		
Custom Meat Processor	77	84	87	86	83	82	84	87	87	85	86
Custom Mobile Slaughter	51	52	54	55	55	51	54	54	53	54	50
Custom Stationary Slaughter	13	13	13	14	12	12	15	13	15	16	16
Dairy Products Plant	38	42	38	39	38	41	41	44	45	47	45
Domestic Kitchen Bakery	208	253	273	280	270	258	189	173	162	164	155
Domestic Kitchen Food Processor	279	337	334	330	334	320	276	259	245	235	240
Egg Breaker	1	1	1	1	1	1	1	1	1	1	1
Egg Handler	135	156	162	164	176	189	197	195	229	212	206
Farm Mixed Type Facility (Starts 2018)									0	0	0
Fluid Milk Distributor	18	18	17	17	18	17	17	18	17	16	17

FSD	2010	2011	2012	2013	2014	2015	2016	2017	2018	2019	2020
Fluid Milk Producer	278	269	263	256	240	244	233	227	220	210	194
Food Processing Establishment	988	1060	1137	1210	1330	1434	1487	1601	1671	1742	1727
Food Storage Warehouse	448	447	453	455	480	493	521	524	515	513	511
HTST Pasteurizer Operator (2yr)	163	162	148	169	170	176	183	197	196	195	181
Meat Sellers	605	594	591	594	578	565	559	579	564	552	548
Milk Sampler-Grader	208	220	219	239	247	284	301	310	309	300	283
Mobile Milk Tanker (Starts 2019)										75	73
Non-Alcoholic Beverage	6	7	7	6	6	8	10	9	12	19	17
Non-Processing Distributor Grade A	13	12	12	12	12	11	9	9	9	9	8
Non-Slaughtering Processor	133	140	143	145	143	137	148	145	143	141	139
Poultry and Rabbit Slaughter	14	14	16	17	21	19	20	19	18	15	15
Prepackaged Meat Sellers	809	765	781	799	950	937	961	963	990	1031	1049
Producer-Distributor Grade A	5	3	4	3	4	5	4	3	4	5	5
Refrigerated Locker Plant	11	11	10	10	9	8	7	7	6	5	4
Retail Food Establishment	4243	4344	4346	4379	4469	4472	4509	4517	4474	4460	4399
Shellfish Commercial Harvester	63	49	48	42	42	49	52	38	40	33	37
Shellfish Distributor, Shipper, Wholesaler	37	38	36	36	38	40	38	42	46	48	41
Shellfish Grower	21	23	21	20	18	19	20	20	21	19	19
Shellfish Shucker-Packer	8	8	8	8	8	8	8	8	8	9	8
Slaughterhouse	10	11	10	10	11	12	12	13	11	12	13
Vat Pasteurizer Operator (2yr)	52	61	58	61	72	92	88	82	80	86	96
Wholesale Manufacturer Frozen Dessert	16	18	17	18	17	19	24	24	23	24	23
Totals	9796	10160	10307	10524	10917	11079	11094	11535	11646	11728	11601

MSD	2010	2011	2012	2013	2014	2015	2016	2017	2018	2019	2020
A Scale 0-400 lbs capacity	4904	5039	5083	5194	5316	5357	5545	6090	6316	6547	6423
B Scale 401-1,160 lbs capacity	492	477	465	458	442	422	432	431	417	396	381
C Scale 1,161-7,500 lbs capacity	762	767	784	788	798	800	806	808	814	838	828
D Scales 7,501-60,000 lbs capacity	1056	1069	1062	1061	1064	1070	1037	1038	1020	1010	994
E Scales over 60,000 lbs capacity	896	897	903	912	930	939	932	931	955	961	956
F Meter under 20 gpm	1592	1582	1577	1569	1562	1554	1552	1538	1527	1521	1516
G Meter 20-150 gpm	420	418	417	417	409	408	413	406	404	403	404
H Meter over 150 gpm	84	78	83	81	77	76	75	75	76	78	75
M Meter LPG 1" diameter or under	857	873	886	890	917	929	928	930	936	935	943
N Meter LPG over 1" diameter	87	88	89	84	84	85	82	77	82	85	85
O Meter Vapor 1" diameter	14	12	12	11	11	11	11	11	11	9	9
P Meter Vapor over 1" diameter	2	2	2	2	1	1	1	1	1	1	1
Q Railroad Track Weigh-in-motion	1	1	1	1	1	1	1	2	2	1	1
R Railroad Track Static Weighing	26	25	24	23	23	25	23	23	24	24	24
W Continuous Weighing under 10 t/hr	15	18	18	17	23	26	26	28	26	26	27
X Continuous Weighing 10-150 t/hr	5	5	5	7	9	9	7	7	9	9	10
Y Continuous Weighing 151-1000 t/hr	8	8	10	11	11	10	7	8	7	7	8
Z Continuous Weighing over 1000 t/hr	2	2	2	2	2	2	2	2	2	2	2
Totals	11223	11361	11423	11528	11680	11725	11880	12406	12629	12853	12687

NRD	2010	2011	2012	2013	2014	2015	2016	2017	2018	2019	2020
CAFO General Permit #1	539	524	511	502	509	504	492	501	506	497	490
CAFO Individual Permit	3	4	4	4	4	4	4	6	5	5	5
Totals	542	528	515	506	513	508	496	507	511	502	495

PEST	2010	2011	2012	2013	2014	2015	2016	2017	2018	2019	2020
Amendment Product Registration	170	190	214	227	245	277	307	342	377	393	389
Fertilizer Product Registration	400	425	439	456	479	519	542	588	581	631	637
Lime Product Registration	56	58	61	67	67	69	68	74	69	68	69
Manufacturer/Bulk Distributor	201	215	233	232	252	265	268	282	301	331	325
Mineral Product Registration	299	317	332	362	399	429	446	508	519	558	548
Pesticide Product Registration	1117	1168	1196	1225	1265	1302	1318	1337	1378	1387	1509
Comm Directly Supv Trainee (Ends 2012)	147	175	187								
Aerial Pesticide Applicator (Starts 2016)							93	77	92	101	93
Comm Immed Supv Trainee (Ends 2012)	1054	1153	1066								
Comm Pesticide Applicator	3113	3184	3218	3279	3373	3443	3575	3524	3561	3707	3693
Comm Pesticide Operator	868	858	860	852	879	879	877	827	911	965	919
Immediately Supervised Trainee (Starts 2013)				1294	1263	1364	1466	1519	1649	1777	1721
Pesticide Apprentice (Starts 2013)				318	434	503	619	668	708	742	746
Pesticide Consultant	722	715	704	691	705	724	731	732	721	719	705
Pesticide Dealer	227	235	237	242	241	249	242	237	248	249	258
Private Pesticide Applicator (5yr)	4781	4654	4591	4359	4355	4380	4347	4315	4161	4142	4073
Public Directly Supv Trainee (Ends 2012)	9	8	26								
Public Immed Supv Trainee (Ends 2012)	131	134	109								
Public Pesticide Applicator	1752	1801	1813	1868	1876	1915	1944	1982	2012	2036	1980
Totals	15047	15290	15286	15472	15833	16318	16843	17012	17288	17806	17665

PLANT	2010	2011	2012	2013	2014	2015	2016	2017	2018	2019	2020
Apiary Registration	109	111	116	129	133	145	206	188	210	201	213
Christmas Tree Grower	699	665	610	579	528	485	437	396	382	367	355
Ginseng Dealer	3	1	0	0	1	1	1	1	1	1	1
Ginseng Grower	4	2	1	1	0	0	2	1	1	1	0
Greenhouse Grower of Herb Plants	400	380	368	352	338	334	308	283	281	289	295
Nursery Stk Grower Collector of Native Plants	1171	1122	1072	1029	964	917	862	829	808	804	798
Nursery Dealer: Retail-Florist-Landscape	2546	2256	2149	2078	1986	1891	1833	1798	1816	1741	1724
Agricultural Hemp Seed Production Permit (2014/15 Only)						3					
Industrial Hemp License (2014/15 Only)						11					
Agricultural Hemp Seed Registration (Starts 2016)							40	127	291	853	207
Hemp Grower Registration (Starts 2016)							85	257	582	1960	1811
Hemp Grow Site (Starts 2020)											2119
Hemp Handler Registration (Starts 2016)							71	180	212	598	578
Hemp Handler Registration by Reciprocity (Starts 2020)											17
Totals	4932	4537	4316	4168	3950	3787	3845	4060	4584	6815	8118

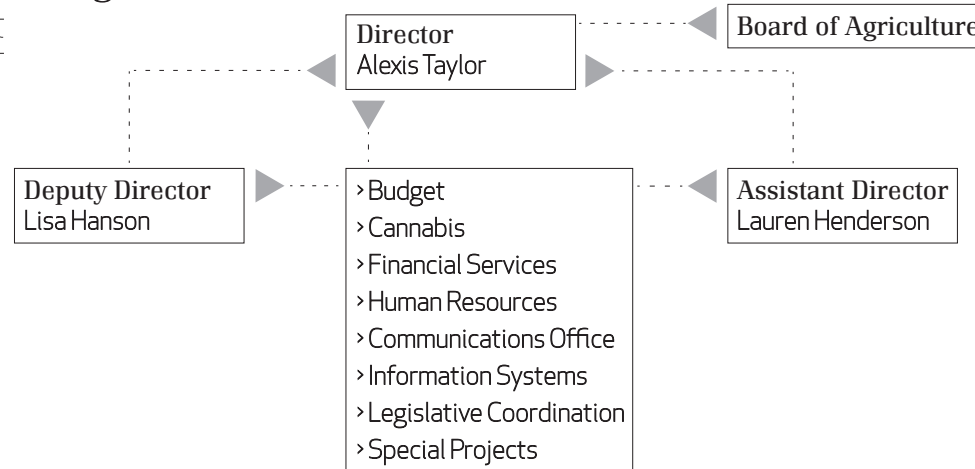
Total Active Licenses	2010	2011	2012	2013	2014	2015	2016	2017	2018	2019	2020
	43400	43736	43716	43949	44655	45167	45902	47260	48419	51507	52384

**Blank Fields - No Data Available

Changes to ODA Organizational Structure (2019 to 2020)

Oregon Department of Agriculture Organizational Chart

www.oregon.gov/ODA
Updated 11/22/19



Program Area Director Jess Paulson	Program Area Director Isaak Stapleton	Program Area Director Stephanie Page	Program Area Director Helmuth Rogg	Program Area Director Jason Barber
Market Access & Certification Programs	Food Safety & Animal Health Programs	Natural Resource Programs	Plant Protection & Conservation Programs	Internal Service & Consumer Protection Programs
<ul style="list-style-type: none"> > Agricultural Development & Marketing > Certification Services > Commodity Commissions Oversight > Commodity Inspection > Farm to School > Plant Health & Lab > Produce Safety > Seed Regulatory Program > Shipping Point Inspection > Specialty Crop Block Grant Program 	<ul style="list-style-type: none"> > Animal Health & Lab > Animal Identification > Commercial Animal Feeds > Food Safety > Shellfish Biotxin Testing > Shellfish Plat Leasing 	<ul style="list-style-type: none"> > Agricultural Water Quality > Confined Animal Feeding Operations > GIS Mapping > Land Use > Pesticide Analytical & Response Center > Pesticides & Fertilizers > Smoke Management > Soil & Water Conservation Districts 	<ul style="list-style-type: none"> > Hemp > Insect Pest Prevention & Management > Native Plant Conservation > Noxious Weed Control > Nursery & Christmas Tree 	<ul style="list-style-type: none"> > Egg Laying Hens > Fleet Management > Laboratory Services > Licensing > Metrology Lab > Motor Fuel Quality > Procurement > Weights & Measures > Wolf Depredation Compensation



Organizational Chart

Created 11/6/20



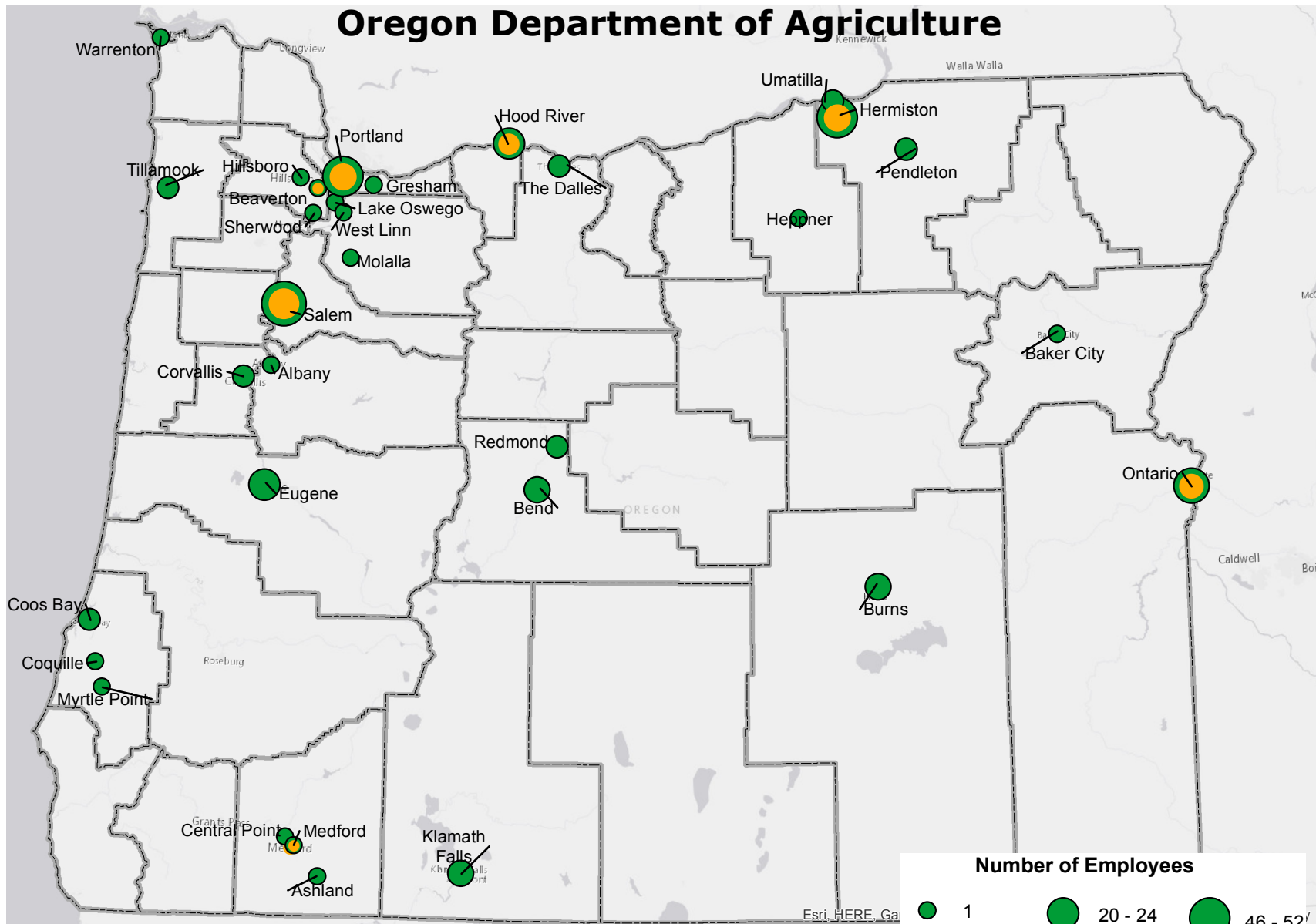
Reduction from 5 to 4 program areas in 2020.

Reduction of program area managers.

Programs absorbed into the remaining program areas are highlighted.

Market Access & Certification Programs	Food Safety & Animal Health Programs	Natural Resources Programs	Plant Protection & Conservation Programs
<ul style="list-style-type: none"> • Ag. Dev. & Marketing • Commodity Commissions • Farm to School • Farm Direct Nutrition • Mach. & Equip. Certification 	<ul style="list-style-type: none"> • Animal Identification • Predator Control 	<ul style="list-style-type: none"> • Land Use 	<ul style="list-style-type: none"> • Oregon Invasive Species Council
<ul style="list-style-type: none"> • Commodity Inspection • Specialty Crop Grants • Smoke Management 	<ul style="list-style-type: none"> • Food Processing • FDA Contracts • HACCP 	<ul style="list-style-type: none"> • Agricultural Water Quality • Soil & Water Conservation Districts • GIS Mapping 	<ul style="list-style-type: none"> • Nursery & Christmas Tree
<ul style="list-style-type: none"> • Certification Services • Produce Safety 	<ul style="list-style-type: none"> • Dairy • Shellfish Biotoxin Testing • Shellfish Plat Leasing 	<ul style="list-style-type: none"> • Pesticides Certification, Training & Registration • Pesticide Analytical & Response Center • Pesticide Stewardship 	<ul style="list-style-type: none"> • Insect Pest Prevention & Management • Apiary
<ul style="list-style-type: none"> • Hops/Hay/Grain Insp. • Plant Health & Lab • Seed Regulatory 	<ul style="list-style-type: none"> • Cannabis • Retail Food • State Meat Inspection 	<ul style="list-style-type: none"> • Pesticide Investigations 	<ul style="list-style-type: none"> • Hemp* • Noxious Weed Control • Weed Grants • Native Plant Conservation
<ul style="list-style-type: none"> • Metrology Lab • Motor Fuel Quality • Weights & Measures • Egg Laying Hens 	<ul style="list-style-type: none"> • Animal Health & Lab • Animal Rescue • Commercial Animal Feeds • NPIP • Feeds 	<ul style="list-style-type: none"> • Confined Animal Feeding Operations • Fertilizers 	
	<ul style="list-style-type: none"> • Laboratory Services 		


ODA Office Locations



This product is for informational purposes and may not have been prepared for, or be suitable for, legal, engineering, or surveying purposes. Users of this information should review or consult the primary data and information sources to ascertain the usability of the information.

Prepared By: dwalker
 Date Saved: 1/25/2021
 Date Printed: 1/25/2021
 Scale: 1:2,602,880
 Projection: NAD 1983 Oregon Statewide Lambert Feet Intl
 Path: V:\Director_Office\OfficeLocations\OfficeLocations_20210119.mxd

Orange bubble: Cities with physical office locations



Major Budget Drivers



Major Budget Drivers

Cannabis	Complexity of work, strain on the Pesticide Program and Laboratory capacity.
Complex Rulemaking	Increasingly complicated issues like Canola production in the Willamette Valley, pesticide regulations, and Agriculture Drainage program take more time and expertise from administration and legal counsel to manage the issues for successful outcomes.
Covid-19	Additional costs to ensure staff working remotely have the adequate technology. Leadership time and involvement in the development of the Covid-19 Playbooks, Food Security and Farmworker Safety (FSFS) program, and Agency response –to all things pandemic related. Additional cost in personal protective equipment for field staff.
Growing Agency Programs	Agency support functions are not keeping up with the program growth, such as technology infrastructure and personnel management.
Information technology	Ability to continue to keep up with security requirements and enhancing or investing in technology to assist with program delivery.
Invasive pest eradication efforts	It is more economical to invest in preventing invasive pests coming to Oregon in the first place than investing in expensive eradication programs once pests are established, such as in the case of the Japanese beetle eradication effort. This is known as Early Detection and Rapid Response (EDRR).
Laboratory infrastructure	There is an increasing need for laboratory analysis for regulatory work such as: pesticide and cannabis.
Legal challenges	Complexity of regulatory work and challenges to administrative actions requires ODA to involve legal counsel early and often.
New programs: Hemp, State Meat Inspection, Animal Rescue	Complex programs requiring a great deal of specialized expertise and staffing in order to comply with federal regulations or meet public expectations.
Other funds resources	Managing fund balances and program expenses is increasingly challenging and has required ODA to increase fees sooner and more often. This is compounded by historical, as well as anticipated fund shifts off of General and Lottery Funds to Other Funds. The ability to raise fees is challenging when stakeholders are faced with increased production costs and narrowing profit margins.

Personnel costs	Cost to recruit, maintain, and retain a highly qualified staff that has the necessary training and tools to service a wide range of complex programs for Oregon agriculture statewide.
Retirements	On-going need for succession planning and maintaining historical program knowledge.
Seasonal and temporary staffing	It is increasingly difficult to recruit staff in the rural areas to perform seasonal inspection work in the Shipping Point Inspection Program. Lack of labor availability is increasing overtime expenses in this program.
Workload backlog	Responding to the Covid-19 pandemic and the natural disasters during the current biennium has caused the agency to pivot resources to meet the emergency demands. In addition, some inspections have been postponed as part of safety precautions to prevent the spread of Covid-19. As a result, a backlog of inspection and day to day work has built up. Food Safety, Measurement Standards, CAFO, Fertilizer, and Pesticides are behind on routine inspections. The Agriculture Water Quality Program has had to slow the pace of implementing Strategic Implementation Areas.

Environmental Factors

Oregon is a diverse natural resource economy of agriculture, fishing, timber, and added-value companies. Oregon's farmers, ranchers, and fisher families harvest over 225 unique agricultural commodities of high quality and safety. Oregon's added-value and food and beverage processing companies compound the local economic benefits of Oregon agriculture as our products are enjoyed locally, regionally, and internationally.

The diversity of Oregon's agriculture, added-value companies, and consumer markets support the viability and stability Oregon's rural economies and communities. An estimated 20 to 25 percent of Oregon's agricultural production is consumed within Oregon, and 75 to 80 percent leaving the state, which half that being consumed within the US.

Agriculture and connected industries are major contributors to Oregon's economy, reported to be approximately 13.5 percent of Oregon's economy (2015 OSU Oregon Agriculture, Food and Fiber: An Economic Analysis). Oregon's 37,616 farms and ranches have a market value of over \$5 billion, are 96.7% family owned, and over half are smaller than 50 acres (2017 USDA Census).

Oregon agricultural brings new dollars into the state through our robust export markets. The Port of Portland's highest volume exports are agriculture and added-value products. By value, agriculture and added-value products are the second highest contributor to Oregon's export economy.

Challenges affecting agricultural producers, value-added and food processors, and retail food establishments include the following:

- The COVID-19 public health emergency: the COVID-19 public health emergency has dramatically affected the food supply chain to include our farmers and ranchers, added-value and food processors, food retailers, and their employees. The impacts range from disruptions in product flow with restaurant closures, shift in consumer behavior, uncertain labor markets, and changes to direct sales at farm stands. Increases costs to mitigate the spread of COVID, reduce and change operational practices, and care of employees when quarantine or recovering will have an unknown long term impact. Despite these significant challenges, agriculture, food businesses, and their employees continue to harvest, pack and process, and distribute Oregon's high quality agriculture products.
- Agricultural workforce: Agriculture continues to experience challenges recruiting and retaining a stable labor force. Reasons that compound these challenges range from the seasonality of the work, lack of competitive cost recovery in the market, and behavior shifts in the labor market. Increased business costs and remaining competitive in domestic and international markets is a high concern for agricultural and added-value companies.

- Mechanization continues to be developed however challenges harvesting and processing delicate crops demands hand labor. Access to a stable and reliable labor force remains challenge for the agricultural sector.
- Climate change: Agriculture is a climate dependent business and is sensitive both long and short term changes. Drier climates, increased frequency and duration of droughts, volatility in weather patterns, changing growing seasons, pressure from insect pests and noxious weed adapting to new habitats, and other effects will necessitate adaptive management, new crop varieties, and technologies.
- Water quantity/drought: Demand for water is rapidly increasing and access to water for irrigation is critical to the success of Oregon's crops. As drought and competing water interests continue challenges to increase use efficiencies, increase storage of winter water, and modernize delivery systems remains an active concern.
- Implementation of the Food Safety Modernization Act (FSMA): The Food and Drug Administration has developed seven rules which are designed to prevent food born illnesses. These rules will have a significant impact on human and animal food producers, with the largest impact to Oregon's agriculture and processing community via the Produce Safety Rule, which is estimated to impact approximately 4,000 farms and packing houses in Oregon that grow fruits, nuts, and vegetables. Oregon's farmers, packers, and food businesses face a very steep learning curve to comply with the new regulations. Education and training programs are essential for all of the fresh produce farms, packers, food processors, and animal food producers that will be affected by these rules. Although, there are exemptions for small farms, marketplaces will likely dictate that the farmer comply with these regulations.
- Transportation: In a globally competitive economy, efficient movement of product is paramount to accessing markets and consumers. Securing local trucking freight to deliver product to consumers or port, competing for a container on ocean freight, or affording airfreight to connect Oregon's perishable crops to consumers around the globe is an increasing hardship. There is not a single product that Oregon agriculture produces that cannot be produced elsewhere, it is important that reliable transportation options remains viable for Oregon agriculture to remain competitive.
- Shrinking agricultural land mass: In 20 years, Oregon has lost nearly one million acres of farmland (2017 USDA Census). Development pressures, and subsequent compatibility issues associated with the new land use, are significant drivers for the loss of agricultural land. Increased land prices poses a significant barrier to keeping land in farming and not fragmenting when selling. As the agricultural land mass shrinks, the ability to maintain and support the local community's infrastructure and businesses becomes more challenging.
- Co-existence: Oregon agriculture continues to face challenges with co-existence issues. Local and statewide co-existence issues range from urban-rural

differences, non-farm uses (i.e. transmission lines, solar panels) located within exclusive farm land, and management/cropping differences impacting long and short term planning for farmers and ranchers as they look to diversify and maintain operations.

- Access to capital for beginning farmers and ranchers (BFRs): The cost of entry to farming and ranching, coupled with a low return on investment, continues to challenge young and beginning farmers and ranchers. Despite state and federal programs targeted to assist BFRs, there are still several barriers to overcome before these new farmers and ranchers can obtain enough capital to begin farming or ranching.
- Succession planning: Oregon farmers are aging and are older on average than at any time in history. In order to keep the farm viable for the next generation, a succession plan is one tool to assist with this. Unfortunately, not many farmers have developed plans or don't completely understand the importance of planning. During successions of farms and ranches often land fragmentation and sales to non-agricultural buyers occur to cover taxes and related costs to succession.
- Youth program support: Vocational programs, like FFA (formerly known as Future Farmers of America) and 4-H, introduce young people to Agriculture, but funding is challenging during difficult budgetary times. These programs teach essential life skills such as responsibility, dedication, and leadership typically using agriculture as the teaching platform. And for some participants, it is their only opportunity to be exposed to agriculture.

- Market requirements: Buyers have developed a myriad of strict requirements of producers related to food safety, traceability, sustainability, and other areas. Growers must maintain the records and invest the time and money to maintain access to these markets. Oregon products are shipped globally and products from around the world are brought into Oregon, improving consumer choices while accelerating the rate of accidental introduction of invasive species and food borne illnesses.
- Tariffs: Oregon's strong relationship in international markets and consumer markets is essential to maintain. Any increase in tariffs on Oregon's agricultural products reduces the competitive advantage and risks permanent loss of markets. Oregon is uniquely positioned on the Pacific shoreline to access large consumer markets overseas and maintaining competitiveness in those markets remain a constant challenge.

This is not a comprehensive list of challenges that farmers, ranchers, fishermen, added-value and food processors, face on a daily basis.

Private investments, new technologies, and grower initiatives can help the industry adapt to these challenges. At the same time, public investments in research, development, and technical assistance continue to play an important role in helping Oregon's diverse agriculture and food industries remain successful in the rapidly evolving production and market environment.

Program Additions



New Programs/Activities

2015-17

- **Industrial Hemp Program**
 - Implementation of industrial hemp compliance program.
- **Japanese Beetle**
 - Eradication project to address an important invasive pest threatening Oregon's natural resources and agriculture economy.
- **Enhanced Pesticide Program (HB 3549)**
 - Made changes to ODA Pesticides Program including operation of a telephone line to receive and coordinate responses to pesticide related complaints by the public.
- **Pollinator Health (HB 3362)**
 - Development of bee incident reporting system and consultation work with OSU on pollinator health outreach and education plan.
- **Machinery & Equipment Property Tax (HB 3125)**
 - Expanded exemption for specified food processing equipment and machinery, which is certified by ODA.
- **Canola (HB 3382)**
 - Allowed ODA to authorize commercial canola production in the Willamette Valley Protected District.
- **Coordinated Streamside Management**
 - Transitioned a primarily complaint-based approach to a strategic, holistic approach to protecting and improving water quality on agricultural lands in small watersheds around the state.
- **Avian health**
 - Cooperative agreement with USDA to address Avian Influenza threats.
- **Food Safety Modernization Act (FSMA)**
 - Implementation of FDA Produce Safety Rule.

2017-19

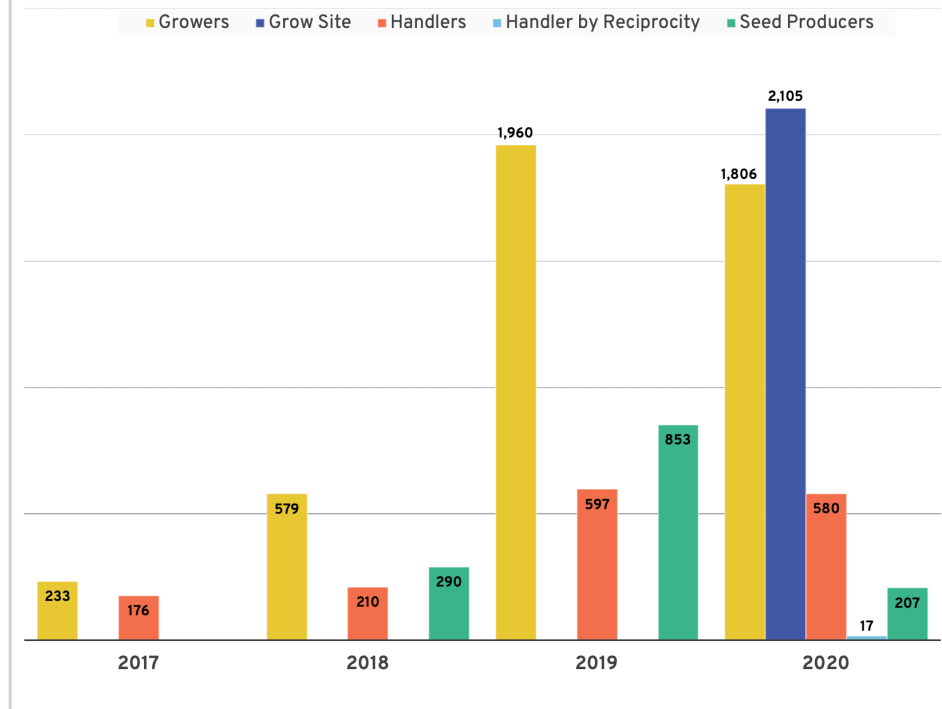
- **Bovine Manure Tax Credit (HB 2066)**
 - Administration of bovine manure tax credits moved from Department of Energy to ODA.
- **Shellfish (HB2784)**
 - Clarified ODA as lead agency responsible for state administration of program and policies relating to commercial cultivation of oysters, clams and mussels.
- **Strategic Plan**
 - Completed development of five-year strategic plan.
- **Executive Order 17-01 State Wellness Initiative**
 - ODA established an active Wellness Committee and a Wellness Chair to work with the State Agency Wellness Council.
- **Executive Order 17-09 Promoting fiscal responsibility for monies owed to state**
 - ODA modified its procedures following DAS requirements debt collection and collection efforts.
- **Executive Order 18-05 Public Records**
 - ODA adopted standard fee schedule and adheres to state requirements from DAS for public records response and tracking.
- **Executive Order 18-08 Declaration of State of Emergency for Marion and Polk Counties due to hazardous Algae Blooms**
 - Affected various ODA programs including Food Safety. The ODA Laboratory received E-Board funding to procure an analyzer to develop methods to detect levels of Cyanotoxins in Food products.

2019-21

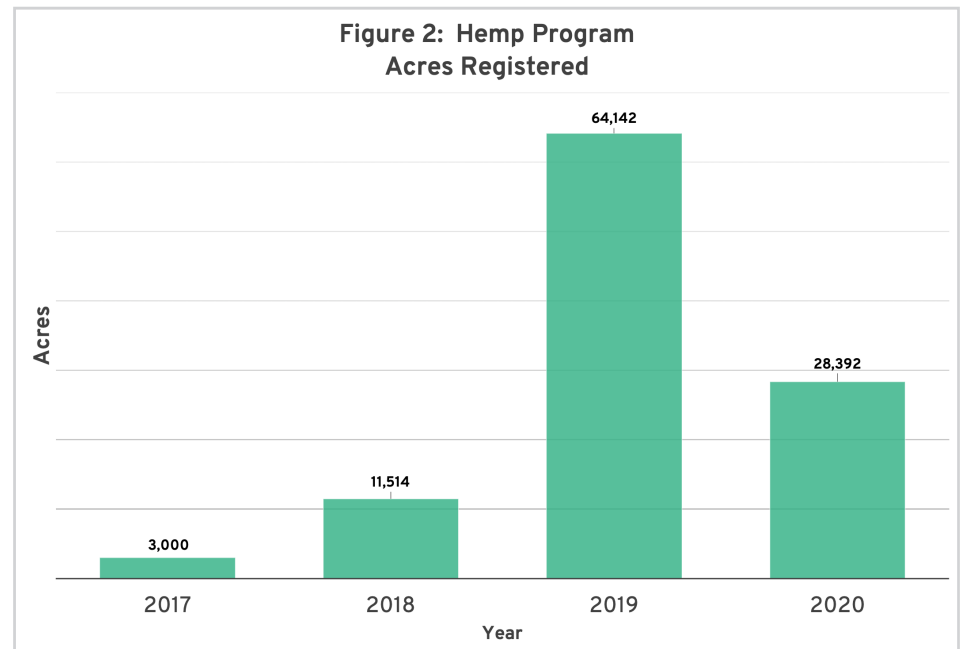
- **Ag Channel Maintenance (HB 2437)**
 - Oversee notification review process and site visits related to maintenance activities in traditional maintained channels.
- **Animal Rescue Entities (SB 883)**
 - Makes ODA enforcing agency for purpose of regulating animal rescue entities.
- **Farm to School Infrastructure Grants (HB 2579)**
 - Intergovernmental Agreement with Oregon Department of Education for distribution of infrastructure and equipment grants to agriculture producers in Oregon.
- **Meat Inspection (HB 4206)**
 - Establish a program of state inspection for processing and sale of meat products.
- **Oregon Invasive Species Council (OISC) Changed (SB 445)**
 - Changes membership of council.
- **Shellfish Aquaculture (HB 2574)**
 - Oversee preapplication process with prospective shellfish mariculture applicants.
- **Canola Rules (SB 885)**
 - Relating to limits on Willamette Valley canola production.
- **Worker Protection Standard**
 - Education, training, and technical assistance regarding the rights and responsibilities of agricultural employers and employees under the federal WPS and related state laws and rules.
- **Diversity, Equity, & Inclusion**
 - Established a Diversity Committee focused on starting conversations and bringing educational DEI opportunities to the agency.
- **Farm PPE Distribution**
 - In partnership with OSU Extension, Oregon National Guard, and Food NW, ODA distributed KN95 masks to food processing and farmworkers to keep essential food supply chain healthy and safe.
- **Executive Order 19-01**
 - Governors Wildfire Response Council member and participant in council meetings.
- **Executive Order 20-03 Declaration of Emergency due to Corona Virus (COVID-19)**
 - Designed and developed "playbooks" that coordinate the consultation branch of OR-OSHA, OHA Public Health, and ODA staff to respond to COVID positive cases in food processing facilities or on farms.
- **Executive Order 20-04**
 - Directs agencies including ODA to conduct work with an emission reduction lens, report on contributions to Oregon's greenhouse gas emission reduction goals, and participate in Interagency Workgroup on Climate Impacts.
- **Executive Order 19-09 Directing State Agencies to take immediate action to address vaping Public Health Crisis**
 - ODA participated in Vaping Workgroup meetings.
- **Executive Order 20-58 Agriculture Housing**
 - Continued the OR-OSHA COVID-19 rules for employer provided house that the Farmworker Safety and Food Security (FSFS) Program supported. Overall the FSFS program provided \$1.85 million in financial support to 228 employers to help protect and mitigate the spread of COVID-19 to 21,000+ farmworkers across Oregon.
- **Executive Orders Related to Wildfire Emergency Statewide beginning with EO 20-35 and subsequent EO's for various parts of the State**
 - ODA is the primary lead for the State's Emergency functions for Animals and Animal Sheltering (ESF-11). ODA assisted in setting up shelters statewide, established a database for reuniting displaced animals, established a USDA Team for incident response and was present within the state Emergency Operations Center.

Hemp Program Statistics

**Figure 1: Hemp Program
Number of Registrants**



**Figure 2: Hemp Program
Acres Registered**



Increased Engagement and Transparency

Customer engagement and transparency is no longer an option in today's information age. Increasingly, customers are seeking information about how their food is produced, proof of where it comes from and assurance it is safe, but the primary focus tends to be the environment, animal welfare and sustainability. These trends are driving the demand for increased transparency and innovation at the Oregon Department of Agriculture (ODA).

Over the past 8 years, ODA has adjusted its team structure, operations, and technology to create a timely, positive feedback loop with customers. The agency is continuously gathering information to remain informed about customers' evolving needs. Research shows that customer success lies in delivering personalized and consistent experiences in real time. By offering more services and information online, ODA is meeting customers where they are, providing them with the freedom to do business as they choose on their own timeline.

The ODA website was completely redesigned in 2014. The goal was to focus content based on customer needs. This work transitioned the website from a storage locker of dated information into a more focused customer service tool. Website content was reduced by 75 percent and the ability to search the site was optimized. In 2016, ODA added a news blog to create a direct source for all ODA news. The following year the Department launched GovDelivery a customizable service that can send targeted emails and text to subscribers. To date the Department has nearly 116,000 subscribers.

Increasingly ODA is finding people don't want to wait and we are challenged with accelerating engagement and creating more two-way dialogue with customers in real time. Using social media ODA has the ability to reach more than 40 thousand followers with targeted news, announcements, photos and updates specific to the agency's mission, vision and goals. In the consumer world of social platforms, every single person has a voice. While the rewards of hearing from fans is amazing, these platforms must be consistently monitored to respond to Oregonians who have an issue or concern. Target response time is within the same work day.

Customer service data also shows more than 65 percent of customers would rather help themselves through self-service for simple issues like license renewal. ODA customers are responding. In June 2020, 97 percent of ODA licenses were renewed online. That's a huge jump from just 15 percent in 2013 or 40 percent in 2015. Technology is allowing ODA to engage with its customers in various ways with the purpose of providing excellent customer service.

Collaborative Programs

Oregon Department of Agriculture 2021-23 Agency Collaborative Program List

State Agencies

Business Oregon	Ag Development & Marketing
Oregon Department of Administrative Services	All Programs
Oregon Department of Corrections	Insect Pest Prevention & Management (IPPM), Shipping Point Inspection, Weights & Measures
Oregon Department of Education	Farm to School, Insect Pest Prevention & Management (IPPM)
Oregon Department of Energy	Dairy, Motor Fuel Quality, Native Plant Conservation
Oregon Department of Environmental Quality (DEQ)	Agricultural Water Quality, Animal Health & Lab, Cannabis/Hemp, Confined Animal Feeding Operations, Fertilizers, Food Processing, IPPM, Laboratory Services, Motor Fuel Quality, Oregon Invasive Species Council, PARC, Pesticide Stewardship, Retail Food, Smoke Management
Oregon Department of Fish & Wildlife	Ag Channel, Agricultural Water Quality, Animal Health & Lab, Animal Identification, Food Processing, Oregon Invasive Species Council, PARC, Pesticide Stewardship, Predator Control, Shellfish Biotoxin Testing, Shellfish Plat Leasing, Wolf Depredation Compensation
Oregon Department of Forestry	Insect Pest Prevention & Management (IPPM), Native Plant Conservation, Noxious Weed Control/Weed Grants, Oregon Invasive Species Council, Pesticide Analytical & Response Center (PARC), Pesticide Stewardship, Plant Health and Lab, Smoke Management
Oregon Department of Justice	All Programs
Oregon Department of Revenue	Machinery & Equipment Certification, Manure Tax Credit, Motor Fuel Quality
Oregon Department of State Lands	Ag Channel, Agricultural Water Quality
Oregon Department of Transportation	Metrology Lab, Native Plant Conservation, Nursery & Christmas Tree, Oregon Invasive Species Council, Pesticide Analytical & Response Center (PARC), Pesticide Programs, Weights & Measures
Oregon Emergency Management	Animal Health & Lab
Oregon Environmental Laboratory Accreditation Program (ORLAP)	Cannabis/Hemp

**Oregon Department of Agriculture
2021-23 Agency Collaborative Program List**

Oregon Health Authority	Animal Health & Lab, Cannabis/Hemp, Dairy Program, Farm Direct Nutrition, Food Processing Insect Pest Prevention & Management (IPPM), Laboratory Services, Oregon Invasive Species Council, Pesticide Analytical & Response Center (PARC), Pesticide Stewardship, Retail Food, Shellfish Biotoxin Testing, State Meat Inspection
Oregon Land Conservation & Development	Hemp, Shellfish Plat Leasing
Oregon Liquor Control Commission	Cannabis, Cannabis/Hemp, Food Processing, Hemp, Retail Food, Weights & Measures
Oregon Marine Board	Oregon Invasive Species Council
Oregon Military Department	Native Plant Conservation, Weights & Measures
Oregon Occupational Safety and Health	Cannabis, Food Processing, Retail Food, Pesticide Analytical & Response Center (PARC)
Oregon Parks and Recreation	Insect Pest Prevention & Management (IPPM), Native Plant Conservation, Noxious Weed Control/Weed Grants, Oregon Invasive Species Council
Oregon Regional Solutions	Ag Development & Marketing
Oregon State Fire Marshal	Pesticide Analytical & Response Center (PARC)
Oregon State Police	Animal Health & Lab, Animal Identification, Cannabis/Hemp, Laboratory Services
Oregon Water Resources	Cannabis/Hemp, Confined Animal Feeding Operations (CAFO)
Oregon Watershed Enhancement Board (OWEB)	Agricultural Water Quality, Hemp, Insect Pest Prevention & Management (IPPM), Noxious Weed Control/Weed Grants, Oregon Invasive Species Council, Pesticide Stewardship, Soil & Water Conservation Districts

**Oregon Department of Agriculture
2021-23 Agency Collaborative Program List**

Universities and Other Partners

Oregon Health Sciences University (OHSU)	Pesticide Analytical & Response Center (PARC)
Oregon State University	Ag Channel, Apiary, Cannabis/Hemp, Hemp, Insect Pest Prevention & Management (IPPM), Native Plant Conservation, Noxious Weed Control/Weed Grants, Nursery & Christmas Tree, Oregon Invasive Species Council, Pesticide Analytical & Response Center (PARC), Pesticide Certification, Pesticide Investigations, Pesticide Stewardship
Poison Control Center	Pesticide Analytical & Response Center (PARC)
Port of Portland	Ag Development & Marketing, Insect Pest Prevention & Management (IPPM), Oregon Invasive Species Council
Portland State University	Insect Pest Prevention & Management (IPPM), Nursery & Christmas Tree, Oregon Invasive Species Council

Federal Agencies

Environmental Protection Agency (EPA)	Agricultural Water Quality, Confined Animal Feeding Operations (CAFO), Pesticide Certification, Pesticide Investigations, Pesticide Stewardship
National Institute of Standards and Technology (NIST)	Metrology Lab, Motor Fuel Quality, Weights & Measures
US Department of Agriculture (USDA)	Ag Development & Marketing, Agricultural Water Quality, Animal Health & Lab, Animal Identification, Confined Animal Feeding Operations (CAFO), Certification Services, Farm Mediation, Food Processing, Hemp, Hops/Hay/Grain Inspection, Insect Pest Prevention & Management (IPPM), Noxious Weed Control, Nursery & Christmas Tree, Plant Health and Lab, Predator Control, Produce Safety, Seed Regulatory, Shipping Point Inspection, Soil & Water Conservation Districts, Specialty Crop Block Grant Program, State Meat Inspection, Wolf Depredation Compensation
US Food & Drug Administration (FDA)	Commercial Animal Feeds, Dairy Program, Food Processing, Produce Safety Program, Retail Foods, Shellfish Biotxin Testing
US Department of Interior - BLM	Noxious Weed Control

Oregon Department of Agriculture
2021-23 Agency Collaborative Program List

State/Tribal Government of Government Relations

Burns Palute of Harney County	<ul style="list-style-type: none"> • ODA shared relevant agency information with tribal governments and arranged presentations on agency programs as requested by Tribal partners • Participated in the Virtual Tribal-State Government-to-Government Annual Summit • Providing tribal members with agency information and offer specific agency resources and guidance to support tribal programs and small businesses related to: <ul style="list-style-type: none"> ○ Administration <ul style="list-style-type: none"> ▪ Cannabis ○ Food Safety Programs <ul style="list-style-type: none"> ▪ ODA’s Food Safety Program Advisory Committee ▪ Invited tribal representatives to participate on the advisory committee on in-state meat processing ▪ Provided information on the commercial shellfish harvest and growing areas ○ Weights & Measures Programs <ul style="list-style-type: none"> ▪ Licensed and inspected equipment as requested ○ Plant Protection and Conservation Programs <ul style="list-style-type: none"> ▪ Noxious Weed Control Programs ○ Natural Resource Programs <ul style="list-style-type: none"> ▪ Confined Animal Feeding Operations (CAFO) ▪ Pesticide Stewardship Partnership Advisory Committee ▪ Agricultural Water Quality Management Area Programs ▪ Agricultural Drainage Channel Maintenance Program ○ Market Access and Certification Programs <ul style="list-style-type: none"> ▪ Provided a list of services and contacts to assist small and emerging business • Shared funding opportunities by the United States Department of Agriculture (USDA)
Confederated Tribes of Coos, Lower Umatilla and Siuslaw Indians	
Confederated Tribes of Grand Ronde	
Confederated Tribes of Siletz	
Confederated Tribes of Umatilla Reservation	
Confederated Tribes of Warm Springs	
Cow Creek Band of Umpqua Indians	
Coquille Indian Tribe	
Klamath Tribes	

Government-to-Government 2020 Annual Report



**OREGON
DEPARTMENT OF
AGRICULTURE**

Government-to-Government 2020 Annual Report

Executive Committee Member:

Alexis M. Taylor, Director

Phone: 503.986.4552

Email: ataylor@oda.state.or.us

Tribal Liaison:

Christina Higby, Citizen Advocate & Liaison

Phone: 503.986.5105

Email: chigby@oda.state.or.us

635 Capitol St. NE
Salem, OR 97301
www.oregon.gov/oda

Mission

Ensure healthy natural resources, environment, and economy for Oregonians now and in the future through inspection and certification, regulation, and promotion of agriculture and food.

Vision

The Oregon Department of Agriculture remains able to serve the changing needs of Oregon's diverse agricultural and food sectors to maintain and enhance a healthy natural resource base and strong economy in rural and urban communities across the state.

Core values

We value...

- Honesty, integrity, and fairness
- Diversity, equity, and inclusion
- Respect for people and property
- Practical collaborative approaches to problem solving
- Science-based approaches: technical and professional competence

The Oregon Department of Agriculture (ODA) recognizes the value of Oregon's Tribal contributions to agriculture and the rich heritage they bring to all Oregonians. It is important that Tribal interests are reviewed and considered in the ODA policy development process. To ensure Tribal input and communication, ODA will:

- Appoint agency representative(s) who will maintain Tribal relationships and be responsible for ensuring Tribal input with the planning, development, and implementation of programs that directly affect Tribes.
- Appoint agency representative(s) who will participate as a member of the State Agency-Tribal Natural Resources Working Group and Cultural Resource Cluster, while promoting positive communication between Tribes and the agency program areas that may affect Tribes.
- Review government-to-government policy at agency staff meetings to ensure that agency personnel are familiar with and understand ODA's policy regarding Tribal relationships.
- Enter into agreements with Tribes, when applicable, in the development and implementation of policies and programs that affect Tribes.

Per ORS 182.166(3), below is a summary of the government-to-government interactions with Oregon's nine federally recognized tribes by program area in 2020.

Administration

Administration includes the Directors', Information, and Administrative Services Offices, which are all integral to the successful operation of the ODA. The Directors' Office provides direction and management to all ODA programs and associated activities. This office also works with the

State Board of Agriculture and many other entities/individuals to support the mission and goals of the ODA.

ODA's Tribal Liaison represented ODA at both the Cultural Resource Cluster (CRC) and the Natural Resource Workgroup (NRWG) meetings. At the meetings, the Tribal Liaison shared relevant agency information with tribal governments and arranged presentations on agency programs as requested by Tribal partners. Following the meeting, the Tribal Liaison prepared highlights of the meetings that was shared with ODA's Executive Team.

The Tribal Liaison worked with Oregon's Secretary of State Office to assist Oregon State University Extension Services – Warm Springs, Growing Tribal Farms Program in providing tribal members with agency specific resources and offer guidance to support small business located on the Confederated Tribes of the Warm Springs Reservation of Oregon.

In March, ODA's Cannabis Policy Coordinator provided an overview of cannabis (hemp & marijuana) and ODA's role at the Cultural Resources Cluster meeting held in Corvallis.

ODA forwarded a funding opportunity by the United States Department of Agriculture (USDA) titled "Community Prosperity Funding Opportunity" to tribal representatives. Another funding opportunity was forwarded from USDA Centers for Community Prosperity Outreach Grant.

In July, ODA submitted an informational letter and offer of consultation on a proposed Confined Animal Feeding Operations (CAFO) near Boardman, Oregon to the Confederated Tribes of the Umatilla Indian Reservation, the Confederated Tribes of the Warm Springs Reservation of Oregon, and the Burns Paiute Tribe.

ODA invited tribal representatives to participate on the advisory committee on in-state meat processing in July.

ODA submitted the final EO 17-12 Inventory Report in September 2020.

A representative from the Columbia River Inter-Tribal Fish Commission was part of a panel presentation at ODA's Virtual All Staff Meeting held in August. The purpose was to describe the work that the Commission does to support Tribal fishermen.

The ODA's Director and Tribal Liaison are scheduled to represent the agency at the December 2020 Virtual Tribal-State Government-to-Government Annual Summit.

Internal Service & Consumer Protection Programs

The Internal Service & Consumer Protection Programs include Weights and Measures, Motor Fuel Quality, Wolf Compensation, Egg-Laying Hen Cage Program, and ODA's regulatory laboratory. These programs provide consumer protection and fair competition among businesses while facilitating interstate commerce and international trade by ensuring the

accuracy and uniformity of Oregon's Commercial Weighing System and the quality of motor fuels sold in Oregon.

Although measurement devices on tribal lands are not subject to state weights and measures laws, Oregon Tribes and some Tribal members have requested that the Weights and Measures program license and test their equipment.

In 2020, ODA licensed and inspected devices at the following locations:

- Confederated Tribes of the Umatilla Indian Reservation – fish market, Cascade Locks
- Cow Creek Band of Umpqua Tribe of Indians (multiple devices, multiple locations)

Natural Resources Programs

Natural Resource Programs include Agricultural Water Quality, Soil and Water Conservation Districts (SWCD), Confined Animal Feeding Operations (CAFO), Land Use, Fertilizer, Pesticide Compliance Monitoring, Pesticide Licensing and Certification, Pesticide Product Registration, Pesticide Stewardship Partnership, and the Pesticide Analytical and Response Center.

The Confined Animal Feeding Operation (CAFO) program continued to update tribal partners, particularly the Confederated Tribes of Umatilla Indian Reservation (CTUIR) around the proposed CAFO near Boardman, Oregon as it goes through the public process.

A regional Livestock Water Quality Specialist (LWQS) from the CAFO Program continued work with the Cow Creek Band of Umpqua Tribe of Indians with their CAFO permit.

The CAFO Program shared an opportunity for tribal partners to participate in the 2020 EPA Region 10 CAFO roundtable virtual meeting scheduled for December.

A representative of the Confederated Tribes of the Umatilla Indian Reservation continues to serve on the Pesticide Stewardship Partnership Advisory Committee. The committee worked with ODA and other agencies to develop a strategic plan for the program and reviewed how the program is working in the watersheds where monitoring, outreach, and education are occurring.

ODA's Tribal Liaison continued to work with Agriculture Water Quality Specialists (AWQS) to reach out to, and encourage Tribal participation on Local Advisory Committees (LAC) that review Agricultural Water Quality Management Area Plans, Rules, and Program Implementation. In 2020 ODA reached out to the Confederated Tribes of Grand Ronde, the Confederated Tribes of Coos, Lower Umpqua & Siuslaw Indians, the Coquille Indian Tribe, and the Confederated Tribes of Siletz Indians. A staff member from the Confederated Tribes of Coos, Lower Umpqua & Siuslaw Indians has joined the Coos-Coquille Ag Water Quality Management Area LAC. AWQS will continue to reach out to tribes throughout the state as vacancies on the LACs become available.

AWQS continues to work with multiple partners, including the Klamath Tribe to address water quality concerns from agricultural activities adjacent to Klamath Lake. The Klamath Tribe Research Station staff have been participating as part of a technical team to evaluate water quality data around the lake, develop projects with local landowners, and seek implementation funding.

Tribal Liaison forwarded a webinar on “Safe and Proper use of Disinfectants & Household Cleaners” to NRWG and CRC Tribal representatives.

ODA provided updates to NRWG and CRC Tribal representatives and sought guidance on the best way to communicate on the proposed rulemaking for the HB 2437 (2019) related to the Agricultural Drainage Channel Maintenance Program. ODA staff heard back from four (4) Tribal representatives, with three (3) accepting invitations to meet and discuss the rules, ODA’s authority and explore ways we can address cultural resource concerns. ODA Agricultural Drainage Channel Maintenance Program staff held separate virtual meetings with Tribal representatives from the Coquille Indian Tribe, the Cow Creek Band of Umpqua Tribe of Indians, and the Confederated Tribes of the Umatilla Indian Reservation. Staff from the Oregon Department of Fish and Wildlife (ODFW) participated in one of the meetings. Based on the conversation, ODA has added information on the Agricultural Drainage Channel Maintenance Program website describing legal responsibilities around Tribal cultural resources. ODA will continue to provide updates to the NRWG and CRC Tribal representatives as it navigates through the implementation phase.

ODA provided information to NRWG and CRC Tribal representatives on the rulemaking surrounding the insecticide chlorpyrifos.

Plant Protection and Conservation Programs

ODA Plant Protection and Conservation Programs includes Insect Pest Prevention and Management (IPPM), Native Plant Conservation, Noxious Weed Control, and Nursery and Christmas Trees. These programs protect Oregon’s agricultural industries and the natural environment from harmful plant pests, diseases, and noxious weeds; enhance the value and marketability of exported nursery stock, Christmas trees, seeds, and other agricultural products; and conserve threatened and endangered plants.

In March, ODA’s Biological Control Entomologist provided an overview of biocontrol work, specifically gorse thrips, in the State of Oregon and ODA’s role at the Cultural Resources Cluster meeting held in Corvallis. A follow-up document on the federal consultation process to Tribes was provided by email. Additional conversations with program staff lead to policy discussion on enhanced outreach efforts to Tribal representatives on future biocontrol work in their area.

ODA and Oregon State University (OSU) worked with a Tribal member of the Confederated Tribes of Siletz Indians to place invasive species traps on Tribal lands.

Food Safety and Animal Health and Identification Programs

The Food Safety Programs include Food Safety Licensing, Shellfish and Shellfish Plat Leasing, Animal Health, Animal Identification, Predator Control, Commercial Feeds, and the State Veterinarian’s Office. These programs inspect all facets of Oregon’s food distribution system (except restaurants) to ensure food is safe for consumption, protects and maintains animal health, and ensures animal feeds meet nutritional and labeling standards.

In March, ODA’s Food Safety Program Manager spoke with staff from OSU Extension Services - Warm Springs to discuss federal and state food safety regulations to assist Tribal members with small and aspiring businesses on the Confederated Tribes of the Warm Springs Reservation of Oregon.

In September, ODA reached out to several Tribes including the Coquille Indian Tribe, the Confederated Tribes of Coos, Lower Umpqua & Siuslaw Indians, the Cow Creek Band of Umpqua Tribe of Indians, the Confederated Tribes of Grand Ronde, the Klamath Tribes, and the Confederated Tribes of Siletz Indians regarding their interest in receiving permit applications for 7 designated commercial shellfish harvest and growing areas along Oregon’s Coast. ODA received interest and responses from the Coquille Indian Tribe, the Confederated Tribes of Coos, Lower Umpqua, and Siuslaw Indians, and the Confederated Tribes of Siletz Indians.

A staff member from the Columbia River Inter-Tribal Fish Commission sits on ODA’s Food Safety Program Advisory Committee and is also part of a stakeholder meeting with the Food Drug Administration on the implementation of the Food Safety Modernization Act.

Market Access and Certification Programs

The Market Access and Certification Programs include Agricultural Development and Marketing, Certification Programs, Commodity Commissions, Commodity Inspection, Produce Safety, Smoke Management, and Plant Health Program. These programs help Oregon’s agricultural producers successfully add value, sell, and ship products to local, national, and international markets by promoting and creating demand for products through marketing activities, inspection, and certification.

ODA Market Access and Certification staff worked with the Tribal Liaison to provide a list of services and contacts to assist small and emerging business located on the Confederated Tribes of the Warm Springs Reservation of Oregon.

Major Changes to the Agency in the Past Six Years

Oregon Department of Agriculture
Agencywide
Expenses and Revenues

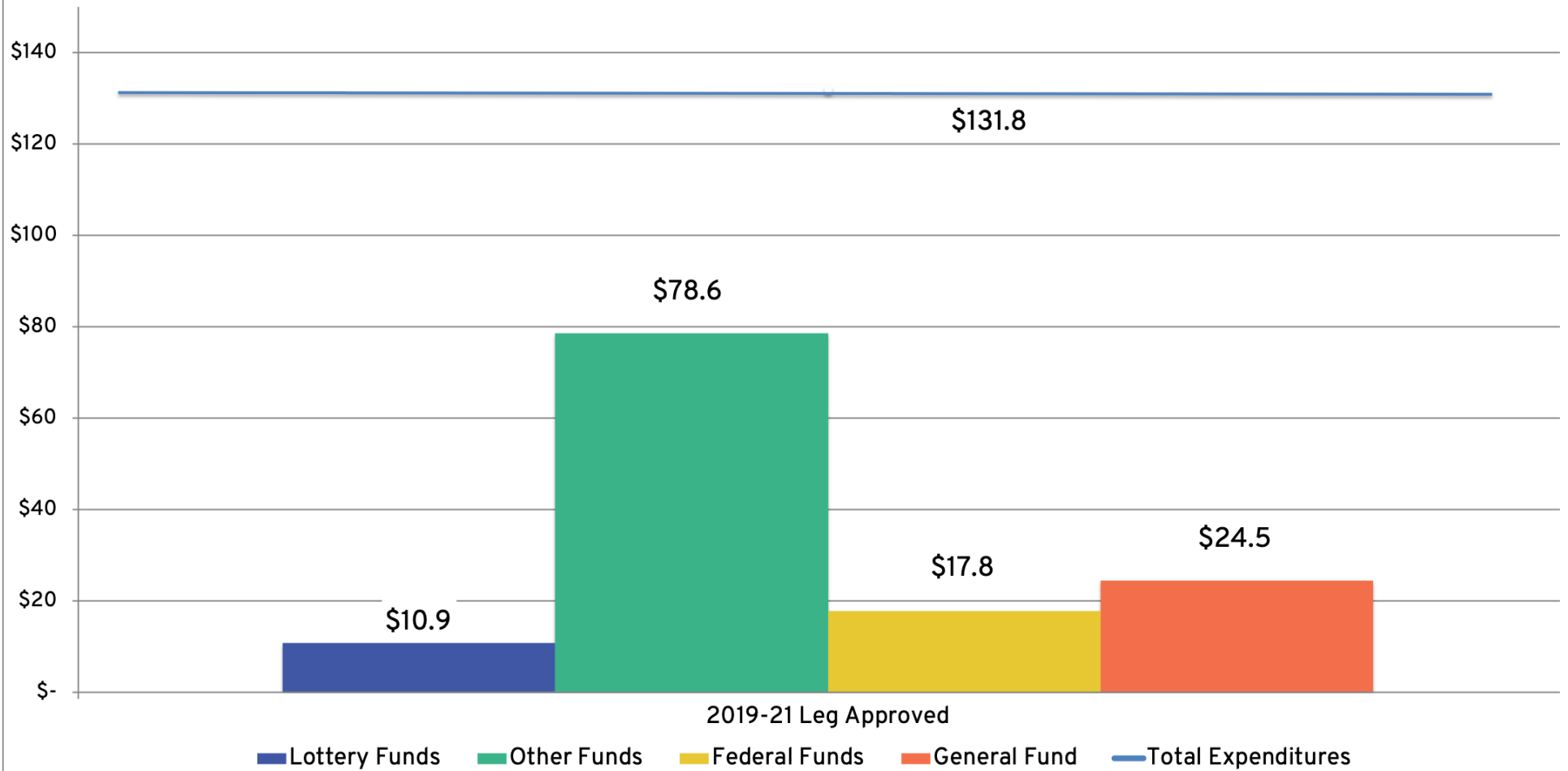
Revenue

	2017-19 Actuals	17-19 Legislatively Approved Budget	19-21 Legislatively Approved Budget thru Dec 2020	21-23 Governor's Budget
Beginning Balance				
Other Funds	31,052,124	27,911,794	33,459,967	33,459,967
Lottery Funds	539,839	0	0	0
Federal Funds	37,853	0	0	0
Net Revenue				
General Fund	23,529,248	23,529,248	24,535,085	26,998,831
Lottery Funds	10,062,222	10,062,222	10,636,822	8,837,118
Other Funds	78,514,682	67,845,296	77,997,441	78,214,654
Federal Funds	13,121,471	18,915,623	19,097,207	18,849,223
Transfers Out				
General Fund	0	0	0	0
Lottery Funds	(500,000)	0	0	0
Other Funds	(10,682,577)	(9,502,521)	(10,529,641)	(11,193,097)
Federal Funds	(1,449,282)	(1,300,000)	(1,300,000)	(1,300,000)
Available Revenues				
General Fund	23,529,248	23,529,248	24,535,085	26,998,831
Lottery Funds	10,102,061	10,062,222	10,636,822	8,837,118
Other Funds	98,884,229	86,254,569	100,927,767	100,481,524
Federal Funds	11,710,042	17,615,623	17,797,207	17,549,223
Total Available Revenues	144,225,580	137,461,662	153,896,881	153,866,696

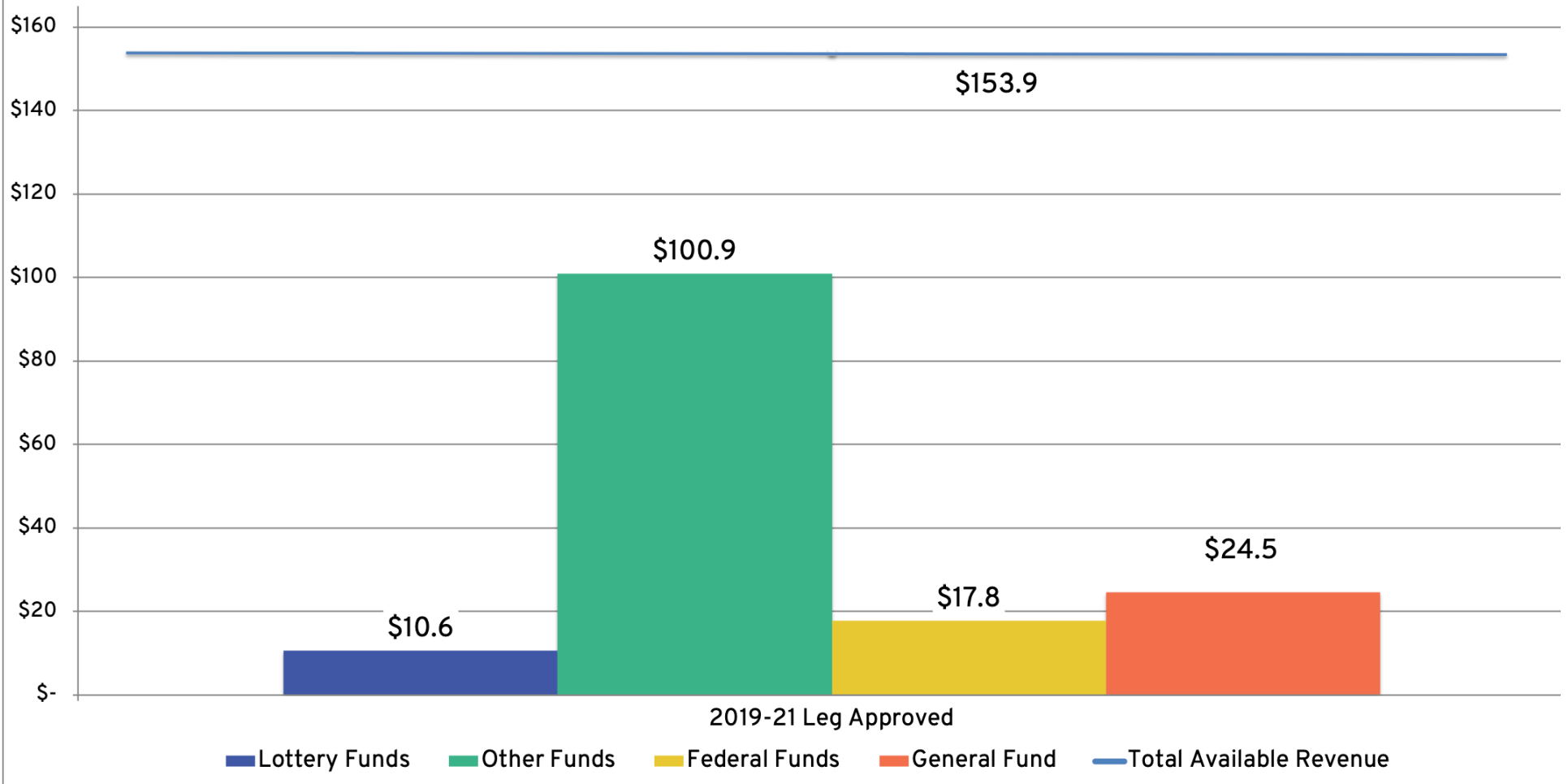
Expenses

	2017-19 Actuals	17-19 Legislatively Approved Budget	19-21 Legislatively Approved Budget thru Dec 2020	21-23 Governor's Budget
Personal Services	73,843,507	79,121,256	88,709,253	90,102,464
General Fund	15,186,455	15,202,153	16,672,757	17,605,813
Lottery Funds	5,606,625	6,276,539	6,778,572	5,637,232
Other Funds	46,268,346	50,484,558	58,372,870	60,556,526
Federal Funds	6,782,081	7,158,006	6,885,054	6,302,893
Services and Supplies	23,838,089	31,354,803	33,767,006	32,697,850
General Fund	6,024,126	5,293,663	5,579,827	5,646,114
Lottery Funds	3,806,583	4,084,421	4,088,246	3,199,886
Other Funds	11,967,583	14,695,198	16,634,015	16,360,963
Federal Funds	2,039,797	7,281,521	7,464,918	7,490,887
Capital Outlay	949,083	3,297,267	2,740,973	2,830,609
General Fund	823,094	1,227,729	782,282	841,994
Lottery Funds	12,883	0	0	0
Other Funds	103,129	1,761,274	1,488,266	1,497,962
Federal Funds	9,977	308,264	470,425	490,653
Special Payments	5,747,540	5,887,362	6,571,905	7,840,510
General Fund	1,360,248	1,805,703	1,500,219	2,904,910
Lottery Funds	13,124	0	0	0
Other Funds	1,543,835	1,213,827	2,094,876	1,830,787
Federal Funds	2,830,333	2,867,832	2,976,810	3,104,813
Total Expenditures	104,378,219	119,660,688	131,789,137	133,471,433
General Fund	23,393,923	23,529,248	24,535,085	26,998,831
Lottery Funds	9,439,215	10,360,960	10,866,818	8,837,118
Other Funds	59,882,893	68,154,857	78,590,027	80,246,238
Federal Funds	11,662,188	17,615,623	17,797,207	17,389,246
Positions	503	505	514	501
FTE	375.82	376.86	385.36	381.60

**Oregon Department of Agriculture
2019-21 Leg Approved Budget thru December 2020
Total Expenditure Limitation by Fund Type
(Dollar amounts in millions)**



**Oregon Department of Agriculture
2019-21 Leg Approved Budget thru December 2020
Total Available Revenue by Fund Type
(Dollar amounts in millions)**



Special Session 2020 Reductions



**OREGON
DEPARTMENT OF
AGRICULTURE**

Protect. Promote. Prosper.

635 Capitol St NE, Salem, OR 97301-2532
503.986.4550 | Oregon.gov/ODA

On Monday, August 10, the Oregon Legislature conducted a 16-hour special session for 2020. The lawmakers worked until just prior to midnight to pass 10 bills to patch a \$1.2 billion deficit in the state budget. The one-day session was focused on balancing the state budget, reforming police and corrections officers' use of force, and changes to Oregon's unemployment system.

ODA focused reductions can be found in SB 5723, an omnibus or collection of statewide budget readjustments and Emergency Board allocation. The reductions total \$2.5 million General Fund for ODA, or approximately 9.7% of the 2019-2021 Legislatively Adopted Budget. The bill also includes an additional \$1.1 million in other funds limitation and two new full-time positions for the Hemp Program.

ODA Reductions

Vacancy Savings

- Hold a Procurement position open (\$100,000)
- Eliminate a limited duration position in Shellfish Program related to HB 2574 (\$163,049)
- Hold a Marketing Access and Certification position open (\$150,000)
- Hold a Natural Resource position open (\$83,439)
- One-time reduction of a CAFO position for 12 months (\$116,897) *staff reassigned
- Vacancy savings in Ag Water Quality, Ag Channel Maintenance position (\$21,339)

Fund Shifts

- One-time fund shift in Administration to Other funds (\$299,445)
- Shellfish Program fund shift to Other funds (\$41,785)
- Animal Health fund shift to Federal Funds (\$25,000)
- Insect Pest Prevention and Management fund shifts to Other Funds (\$92,234)
- Market Access staff time related to certificates of free sale fund shift to Other Funds (\$19,465)
- Administration of the Farm to School technical grants fund shift to Other Funds (\$50,000)
- Noxious Weed Control fund shift to Federal Funds (\$50,000)

Other Reductions

- Reduce funding for Animal Rescues SB 883 (\$166,414), retains some funding to allow program to establish other funds revenue stream
- Eliminate one-time funding for laboratory equipment (\$600,000)
- General Fund for Oregon Invasive Species Council (\$280,000)
- Services and supplies related to trade missions (\$63,407)
- Eliminate one-time funding for predator control (\$200,000)
- Reduce Farm-to-School technical grants by (\$250,000) Other Funds
The Farm-to-School Grant Program, administered by the Oregon Department of Education, is decreased by \$4,851,321.

Lottery Fund Impacts

ODA and other agencies with Lottery Funds faced uncertainty in the current biennium as a result of the pandemic and the closure of certain facilities to mitigate the spread of COVID-19.

ODA made administrative adjustments that reduced programs and services funded with lottery dollars.

These actions included:

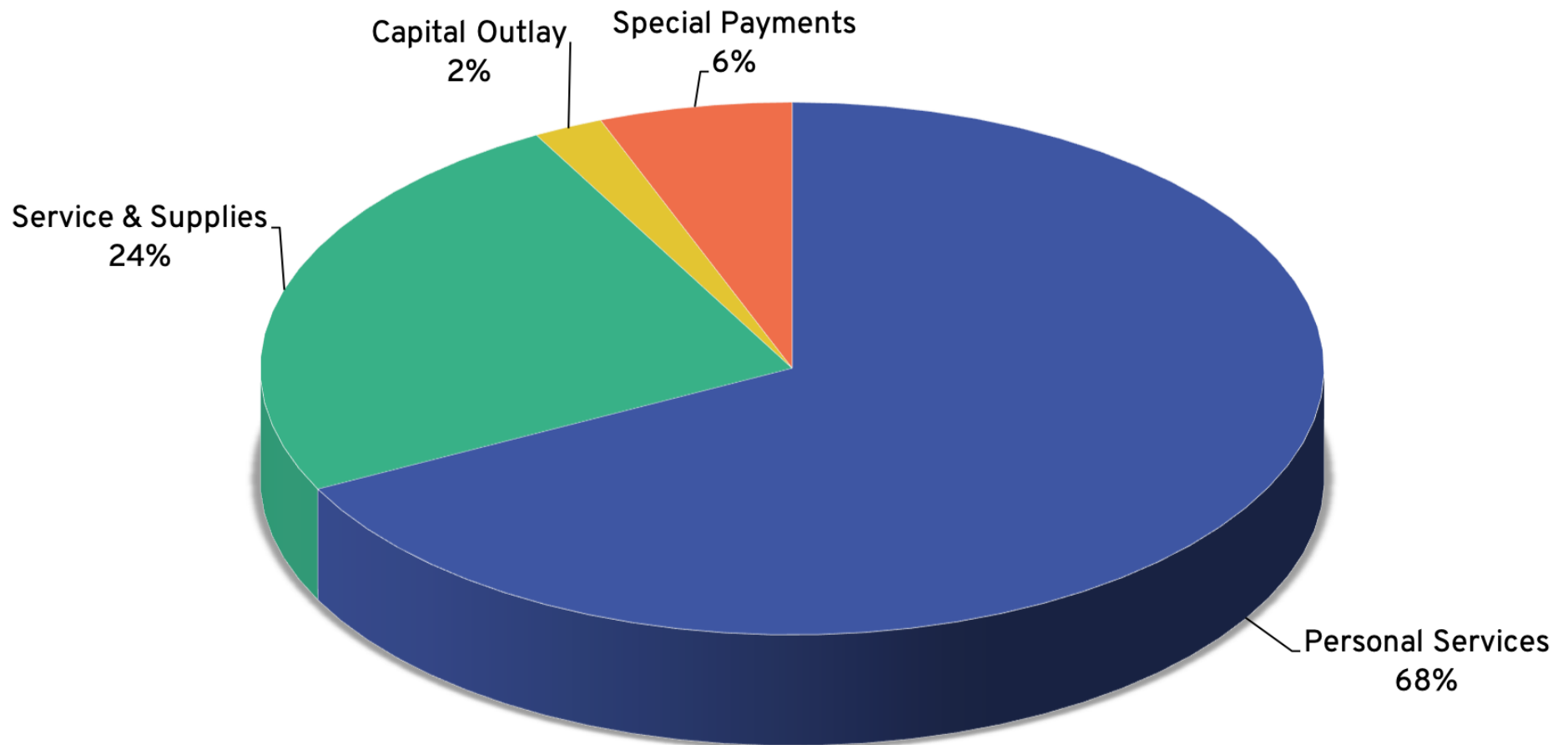
- Holding positions vacant in the Agricultural Water Quality Program and Soil and Water Conservation Program,
- Downsizing our invasive species trapping programs (limiting seasonal staffing to the completion of the Japanese Beetle Eradication Program and conducting the remaining trapping with volunteers and other ODA staff),
- and allocating much of our Noxious Weed Control staff to the Industrial Hemp program.

These actions were implemented to avoid a possible layoff situation. ODA was successful in avoiding layoffs of permanent full time staff, but as a result of the adjustments, several programs including the Noxious Weed Program were not able to conduct the activities that were planned during the remainder of 2020 and the first half of 2021.

Expenditures by Budget Category

Oregon Department of Agriculture

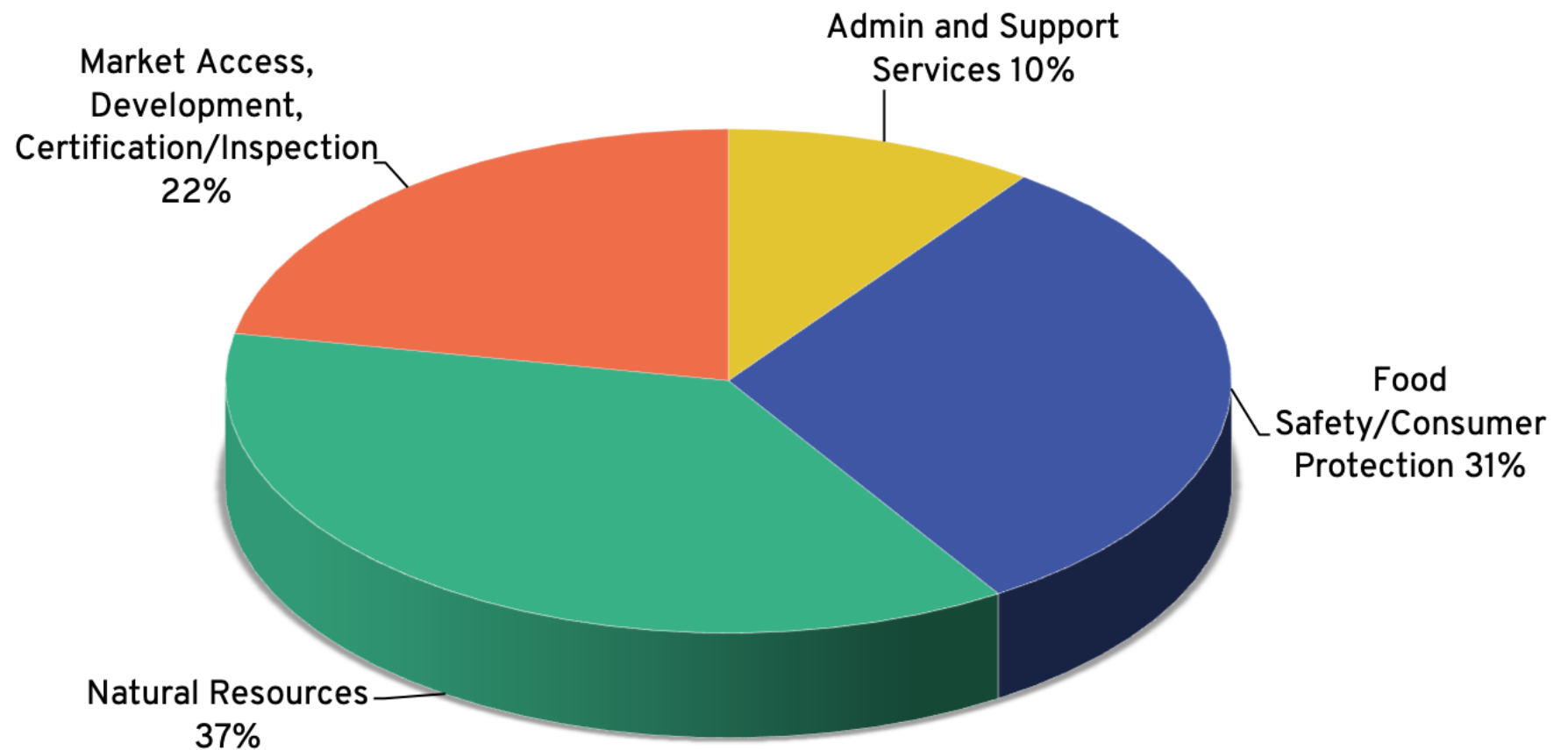
Expenditures by Budget Category 2021-23 Governor's Budget



Policy Area Expenditures

Oregon Department of Agriculture

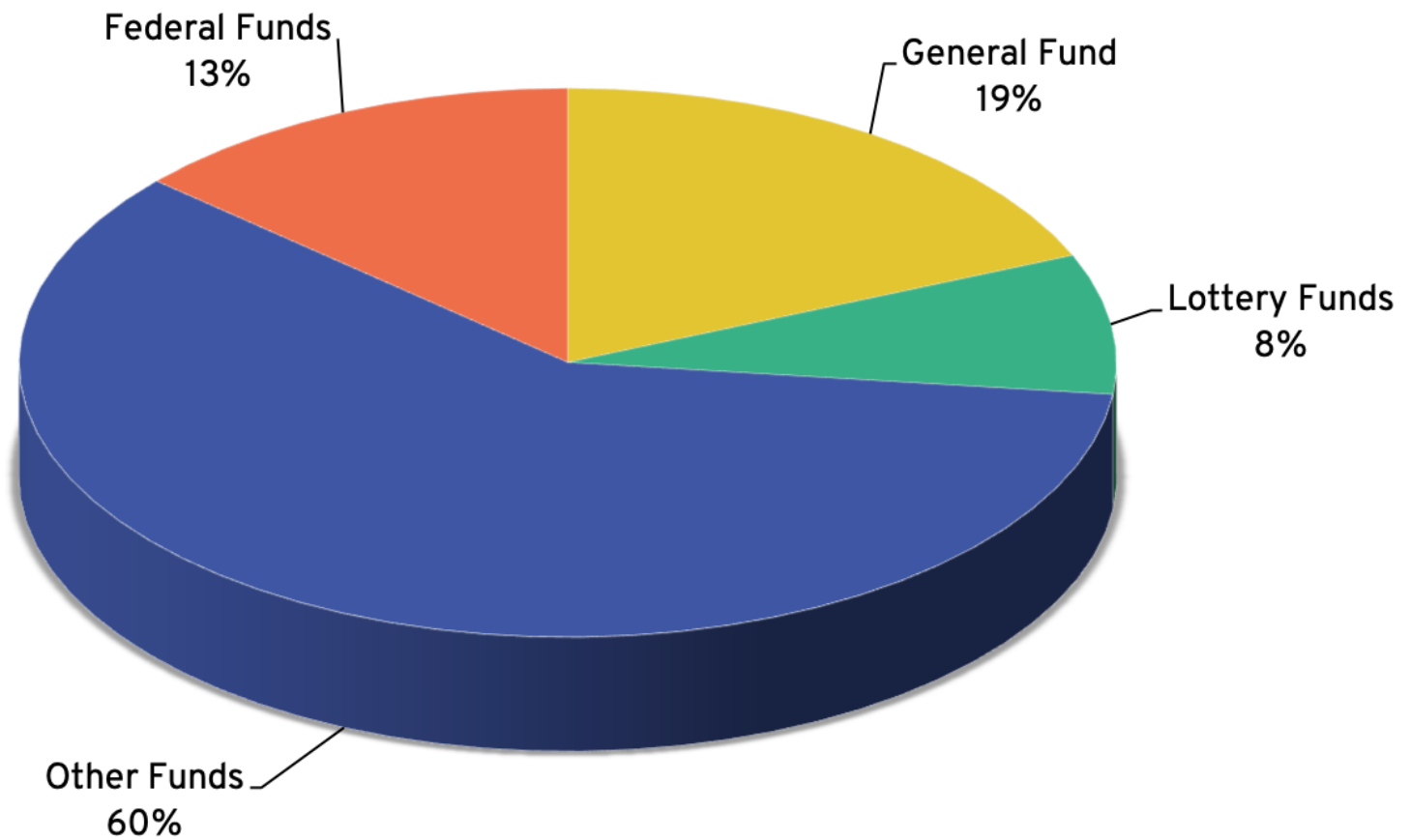
Policy Area Expenditures
2019-21 Leg Approved Budget thru December 2020



Expenditures by Fund Type

Oregon Department of Agriculture

Expenditures by Fund Type
2019-21 Leg Approved Budget thru December 2020



Legislative Bills 2021



2021 ODA Legislative Bills

House Filed Bills

- HB 2031 – **Pesticide C&T:** In 2015, under the Obama Administration, the US EPA revised its rules related to certification and training of applicators. The EPA requires states to revise certification programs to meet or exceed the federal changes to the Certification of Pesticide Applicators regulation at 40 CFR 171. These 2015 regulations ensure that applicators are properly trained and competent to apply restricted-use pesticides.
- HB 2032 – **Agricultural Channel Maintenance Fix:** ODA is submitting HB 4155 (2020) to obtain explicit authority to implement HB 2437 (2019) regionally with statewide implementation in 5 years.
- HB 2033 – **Emergency Veterinary Technicians:** During an animal-related emergency in Oregon or if another state requested assistance through the Emergency Management Assistance Compact (EMAC), ODA could contract with veterinarians but cannot contract Vet Technicians staff to aid in response to the emergency. This bill will provide ODA with the authority to deputize Vet Techs.

Senate Filed Bills

- SB 35 – **Hemp Program:** Resubmitting HB 4072-B (2020) will authorize ODA to adopt USDA rules and requirements to comply with the 2018 Federal Hemp Program.
- SB 34 – **Aviation Fuel Quality:** ODA inspects commercial meters that measure aviation fuel dispensed for sale. To ensure accurate measurements, ODA conducts and enforces fuel quality checks for excess water in the fuel. The limited definition in ORS 646.945 does not provide explicit authority to act when contaminated fuel challenges the meter certification accuracy. This bill changes the definition to include aviation fuels for enforcement to remove contaminants and excess water from aviation jet fuels.
- SB 33 – **Food Safety Fee Increase:** The Food Safety program is supported by a split of 75% other funds (fees) and 25% general funds since the 2017 fund shift. This bill is limited language to increase fees by 30% to adjust for the 2017 fund shift. The program maintains the authority to raise fees by 3% each licensing year as a steady fund balance for the program.
- SB 36 – **Commercial Feeds Fee Increase:** To maintain current services to the Commercial Feeds program, ODA proposes to increase the statutory fee caps for the feed registration fee in ORS 633.015 and the feed manufacturer license fee in ORS 633.029.
- SB 32 – **Livestock ID (Brands) Fee Increase:** To maintain current services to the Livestock Identification Program, ODA proposes to increase the statutory fee caps for the brand recording fee, activation fee, renewal fees, transfer fees, and increase the service fee.

Fiscal Impact of Proposed Legislation

FISCAL IMPACT OF PROPOSED LEGISLATION

81st Oregon Legislative Assembly – 2021 Regular Session
Legislative Fiscal Office

Measure: SB 32 - A

*Only Impacts on Original or Engrossed
Versions are Considered Official*

Prepared by: Haylee Morse-Miller
Reviewed by: John Terpening
Date: February 25, 2021

Measure Description:

Changes amounts or amount caps for various fees related to livestock branding and feedlot licensing.

Government Unit(s) Affected:

Oregon Department of Agriculture (ODA)

Summary of Fiscal Impact:

Costs related to the measure may require budgetary action - See analysis.

Analysis:

SB 32 - A modifies fees charged by the Oregon Department of Agriculture (ODA) related to livestock branding and feedlot licensing. These fee changes include:

- The cap on the brand renewal fee for sheep increases from \$40 to \$50;
- The brand transfer fee increases from \$25 to a cap of \$50;
- The cap on the brand service fee increases from \$25 to \$35;
- The range on the brand inspection fee for cattle increases from between \$0.85 to \$1 per head of cattle, to between \$1 and \$1.35 per head of cattle.

This measure also changes the annual licensed feedlot fee from \$100, to a cap of not more than \$100. This measure contains an emergency clause and takes effect on passage, allowing ODA to immediately begin rulemaking around potential fee increases.

By increasing the statutory cap, ODA will be able to administratively adjust fee amounts to ensure the Livestock Identification Program has sufficient revenue going forward. For example, if ODA were to administratively increase the brand service fee and the cattle brand inspection fees to their maximum statutory caps, ODA would see an additional \$787,500 Other Funds revenue from these fees in the 2021-23 biennium, and \$880,000 Other Funds revenue in the 2023-25 biennium. This calculation assumes that the fee increases take effect October 1, 2021, and does not include increases to the brand renewal fee for sheep, and to the brand transfer fee, as those fees are charged on a different schedule and are more difficult to calculate for the purpose of this example. The Department will need to continue to evaluate its budget needs along with stakeholder input to determine the appropriate fee levels to be adopted by rule, which will then require ratification by the Legislature.

This measure is linked to Policy Option Package 250 (Brands Fee Increase) in the ODA 2021-23 request budget. This Package includes a placeholder revenue amount since actual fee levels for 2021-23 are not yet finalized. This Package also includes discussion of potential additional branding fee increases which are removed with the - 2 amendment.

FISCAL IMPACT OF PROPOSED LEGISLATION**Measure: SB 33**81st Oregon Legislative Assembly – 2021 Regular Session
Legislative Fiscal Office*Only Impacts on Original or Engrossed
Versions are Considered Official*

Prepared by: Haylee Morse-Miller
Reviewed by: John Terpening
Date: February 22, 2021

Measure Description:

Authorizes State Department of Agriculture to establish additional food safety program license fees for fiscal years beginning July 1, 2022, and July 1, 2023.

Government Unit(s) Affected:

Oregon Department of Agriculture (ODA)

Summary of Fiscal Impact:

Costs related to the measure may require budgetary action - See analysis.

Analysis:

SB 33 authorizes the Oregon Department of Agriculture (ODA) to increase by rule certain food safety program license fees. The increase for the fiscal year beginning July 1, 2022 is capped at 15 percent of the amount of the license fee for the preceding fiscal year. The increase for the fiscal year beginning July 1, 2023 is capped at 15 percent of the license fee for the preceding fiscal year, excluding any increases that were made under this measure starting in the 2022 fiscal year. Increases to license fees under this measure do not preclude ODA from modifying or imposing additional license fees; under HB 2059 (2019) ODA was also granted the authority to increase fees by 3% annually through fiscal year 2025. This measure contains an emergency clause and takes effect on passage, allowing ODA to immediately begin rulemaking around potential fee increases.

By increasing the statutory cap, ODA will be able to administratively adjust the annual fee amounts to ensure the Food Safety Program has sufficient revenue going forward. Should the fees be increased to the maximum 15 percent statutory cap, ODA would see an additional \$630,967 Other Funds revenue from this fee in the 2021-23 biennium, and \$2,710,738 Other Funds revenue in the 2023-25 biennium. However, the Department will need to continue to evaluate its budget needs along with stakeholder input to determine the appropriate fee levels to be adopted by rule, which will then require ratification by the Legislature.

This measure is linked to Policy Option Package 220 (Food Safety Fee Increase) in the ODA 2021-23 request budget. This Package includes a placeholder revenue amount since actual fee levels for 2021-23 are not yet finalized.

FISCAL IMPACT OF PROPOSED LEGISLATION

81st Oregon Legislative Assembly – 2021 Regular Session
Legislative Fiscal Office

Measure: SB 36

*Only Impacts on Original or Engrossed
Versions are Considered Official*

Prepared by: Haylee Morse-Miller
Reviewed by: John Terpening
Date: February 19, 2021

Measure Description:

Amends fee cap for registration of commercial feed brand.

Government Unit(s) Affected:

Oregon Department of Agriculture (ODA)

Summary of Fiscal Impact:

Costs related to the measure may require budgetary action - See analysis.

Analysis:

SB 36 increases the statutory caps on fees for commercial feed. Every brand, formula, and formulation of commercial feed that is manufactured, compounded, delivered or distributed in Oregon must be registered with the Oregon Department of Agriculture (ODA). ODA also licenses certain animal feed manufacturers and distributors. Under this measure, the statutory cap on commercial feed registration fees increases from \$20 to \$60, and the licensing fee cap increases from \$500 to \$1,000. Registrations and licenses are renewed annually.

By increasing the statutory cap, ODA will be able to administratively adjust the annual fee amounts to ensure the program has sufficient revenue going forward. ODA has stated they do not plan to initially raise fees up to the statutory caps outlined in this bill. Should the commercial feed fee be increased to \$36 per year, as per ODA's preliminary estimates, then the program anticipates an additional \$153,600 Other Funds revenue from this fee each biennium, and \$345,600 total in Commercial Feed Registration Fee revenue for 2021-23. ODA does not anticipate an increase to the licensing fee at this time. However, the Department will need to continue to evaluate its budget needs along with stakeholder input to determine the appropriate fee levels to be adopted by rule, which will then require ratification by the Legislature.

This measure is linked to Policy Option Package 260: Feeds Fee Increase in the ODA 2021-23 request budget. This Package includes a placeholder revenue amount since actual fee levels for 2021-23 are not yet finalized.

This measure includes an emergency clause and takes effect on passage.

Reduction Options

10% REDUCTION OPTIONS (ORS 291.216)

ACTIVITY OR PROGRAM	DESCRIBE REDUCTION	AMOUNT AND FUND TYPE	RANK AND JUSTIFICATION
(WHICH PROGRAM OR ACTIVITY WILL NOT BE UNDERTAKEN)	(DESCRIBE THE EFFECTS OF THIS REDUCTION. INCLUDE POSITIONS AND FTE IN 2021-23 AND 2023-25)	(GF, LF, OF, FF. IDENTIFY REVENUE SOURCE FOR OF, FF)	(RANK THE ACTIVITIES OR PROGRAMS NOT UNDERTAKEN IN ORDER OF LOWEST COST FOR BENEFIT OBTAINED)
GENERAL FUND REDUCTION			
ADMINISTRATION	THIS ONE TIME VACANCY SAVINGS WOULD RESULT IN THE LOSS OF 1 FTE PROCUREMENT AND CONTRACTS SPECIALIST 2 POSITION AND REDUCE THE AGENCY'S ABILITY TO: DEVELOP, NEGOTIATE AND ADMINISTER CONTRACTS, AGREEMENTS, AND LEASES; TO OBTAIN OR PROVIDE GOODS, TRADES OR PROFESSIONAL SERVICES; TO ADMINISTER GRANTS AND PROVIDE FACILITY, FLEET AND MAILROOM SUPPORT, AND TO INTERPRET TECHNICAL DATA, POLICY AND REGULATORY INFORMATION PERTAINING TO PROCUREMENT AND CONTRACT ACTIVITIES.	GF (\$141,669) <i>GOVERNOR'S BUDGET INCLUDED AS A PERMANENT REDUCTION OF 1 POSITION (1.00 FTE)</i>	RANK 1. REDUCTIONS RANKED WITH GOAL OF PRESERVING CORE AGENCY SERVICES AND STAFFING, TARGETING VACANCY SAVINGS AND REDUCTIONS TO SERVICES AND SUPPLIES, CAPITAL OUTLAY, AND SPECIAL PAYMENTS WHEREVER POSSIBLE.
CONFINED ANIMAL FEEDING OPERATIONS	THIS REDUCTION WILL REQUIRE THE CAFO PROGRAM TO REDUCE ITS WORK WITH NON-PERMITTED CAFOs IN ORDER TO PRIORITIZE MAINTAINING ITS ROUTINE INSPECTION SCHEDULE ON PERMITTED CAFOs. IT ALSO MEANS CAFO INSPECTORS WILL HAVE LESS TIME TO PROVIDE COMPLIANCE ASSISTANCE TO THE PERMIT HOLDERS THEY INSPECT. NON-PERMITTED CAFO WORK WILL SHIFT TO THE AG WATER QUALITY PROGRAM. Pos (1) / FTE (1.00)	GF (\$256,949) <i>GOVERNOR'S BUDGET INCLUDED AS A PERMANENT REDUCTION</i>	RANK 2. REDUCTIONS RANKED WITH GOAL OF PRESERVING CORE AGENCY SERVICES AND STAFFING, TARGETING VACANCY SAVINGS AND REDUCTIONS TO SERVICES AND SUPPLIES, CAPITAL OUTLAY, AND SPECIAL PAYMENTS WHEREVER POSSIBLE.
PESTICIDE STEWARDSHIP PARTNERSHIP	ELIMINATION OF THE PSP PROGRAM WILL PREVENT ODA AND DEQ FROM MONITORING PESTICIDE LEVELS IN RIVERS AND STREAMS, AND WE WILL NOT BE ABLE TO TELL WHETHER PESTICIDE SAFETY EDUCATION, OUTREACH, TRAINING, AND COMPLIANCE WORK ARE HELPING TO REDUCE PESTICIDE LEVELS IN WATER.	GF (\$1,120,680) OF (\$1,120,680)	RANK 3. REDUCTIONS RANKED WITH GOAL OF PRESERVING CORE AGENCY SERVICES AND STAFFING, TARGETING VACANCY SAVINGS AND REDUCTIONS TO SERVICES AND SUPPLIES, CAPITAL

2021-23

107BF17

10% REDUCTION OPTIONS (ORS 291.216)

	Pos (1) / FTE (1.00)		OUTLAY, AND SPECIAL PAYMENTS WHEREVER POSSIBLE.
FIRST 5% REDUCTION – GENERAL FUND		GF (\$ 1,519,298) OF (\$1,120,680) Pos (2) / FTE (2.00)	
AG DEVELOPMENT AND MARKETING PROGRAM	ONE-TIME SHIFT DUTIES FROM MARKETING FUNCTIONS TO PRODUCE SAFETY (FF) AND CERTIFICATION (OF) PROGRAMS. PROGRAM STAFF WILL UNDERTAKE ADMINISTRATIVE DUTIES.	GF (\$71,382) OF \$35,691 FF \$35,558	RANK 4. REDUCTIONS RANKED WITH GOAL OF PRESERVING CORE AGENCY SERVICES AND STAFFING, TARGETING VACANCY SAVINGS AND REDUCTIONS TO SERVICES AND SUPPLIES, CAPITAL OUTLAY, AND SPECIAL PAYMENTS WHEREVER POSSIBLE.
NATURAL RESOURCES	THIS REDUCTION WILL AFFECT NATURAL RESOURCES AND PESTICIDE PROGRAMS' ABILITY TO RESPOND TO CUSTOMER INQUIRIES IN A TIMELY MANNER IN NATURAL RESOURCE AND PESTICIDE PROGRAMS BY MAINTAINING VACANCY SAVINGS OF A POSITION IN THE NATURAL RESOURCES PROGRAM AREA.	GF (\$157,157) <i>GOVERNOR'S BUDGET INCLUDED REDUCTION</i>	RANK 5. REDUCTIONS RANKED WITH GOAL OF PRESERVING CORE AGENCY SERVICES AND STAFFING, TARGETING VACANCY SAVINGS AND REDUCTIONS TO SERVICES AND SUPPLIES, CAPITAL OUTLAY, AND SPECIAL PAYMENTS WHEREVER POSSIBLE.
SHELLFISH	ONE-TIME FUND SHIFT FROM GENERAL FUND TO OTHER FUNDS IN THE SHELLFISH PROGRAM. CURRENT CASH BALANCE CAN WITHSTAND A ONE-TIME FUND SHIFT FOR A BIENNIUM. A CONTINUATION OF THIS FUND SHIFT MAY CAUSE THE NEED FOR FEE INCREASES.	GF (\$41,785) OF \$41,785	RANK 6. REDUCTIONS RANKED WITH GOAL OF PRESERVING CORE AGENCY SERVICES AND STAFFING, TARGETING VACANCY SAVINGS AND REDUCTIONS TO SERVICES AND SUPPLIES, CAPITAL OUTLAY, AND SPECIAL PAYMENTS WHEREVER POSSIBLE.
FOOD SAFETY	HOLD VACANT PRINCIPLE EXECUTIVE MANAGER C POSITION. NOTE OTHER FUNDED PORTION ON OTHER FUNDS REDUCTION LIST.	GF (\$75,067) OF (\$169,326) <i>GOVERNOR'S BUDGET INCLUDED AS A PERMANENT REDUCTION OF 1 POSITION (1.00 FTE)</i>	RANK 7. REDUCTIONS RANKED WITH GOAL OF PRESERVING CORE AGENCY SERVICES AND STAFFING, TARGETING VACANCY SAVINGS AND REDUCTIONS TO SERVICES AND SUPPLIES, CAPITAL OUTLAY, AND SPECIAL PAYMENTS WHEREVER POSSIBLE.

10% REDUCTION OPTIONS (ORS 291.216)

ANIMAL HEALTH	ONE-TIME FUND SHIFT FROM GENERAL FUND TO FEDERAL FUNDS IN THE ANIMAL HEALTH PROGRAM. THE FEDERAL ANIMAL DISEASE TRACEABILITY COOPERATIVE FUNDING CAN CURRENTLY SUPPORT THIS SHIFT. IT IS UNKNOWN THE LEVELS OF FEDERAL FUNDING OR LONGEVITY AND THIS SHIFT IS DEPENDENT ON THE AVAILABILITY OF THOSE FUNDS.	GF (\$25,000) FF \$25,000	RANK 8. REDUCTIONS RANKED WITH GOAL OF PRESERVING CORE AGENCY SERVICES AND STAFFING, TARGETING VACANCY SAVINGS AND REDUCTIONS TO SERVICES AND SUPPLIES, CAPITAL OUTLAY, AND SPECIAL PAYMENTS WHEREVER POSSIBLE.
AG DEVELOPMENT AND MARKETING PROGRAM	ELIMINATE RENT AT THE FOOD INNOVATION CENTER (FIC), REVISE DUTY STATION TO WORK FROM HOME. DETRIMENT INCLUDES LOST COLLABORATION WITH OSU STAFF AND COMMON CLIENTS. EXPERIENCE DURING THE COVID-19 PANDEMIC DEMONSTRATED THAT PROGRAM STAFF ARE ABLE TO MEET DUTIES REMOTELY.	GF (\$250,000) <i>GOVERNOR'S BUDGET INCLUDED AS A PERMANENT REDUCTION</i>	RANK 9. REDUCTIONS RANKED WITH GOAL OF PRESERVING CORE AGENCY SERVICES AND STAFFING, TARGETING VACANCY SAVINGS AND REDUCTIONS TO SERVICES AND SUPPLIES, CAPITAL OUTLAY, AND SPECIAL PAYMENTS WHEREVER POSSIBLE.
INSECT PEST PREVENTION AND MANAGEMENT	ONE-TIME FUND SHIFT PORTION OF PLANT PROGRAM AREA DIRECTOR POSITION FROM GENERAL FUND TO OTHER FUNDS.	GF (\$70,633) OF \$70,633	RANK 10. REDUCTIONS RANKED WITH GOAL OF PRESERVING CORE AGENCY SERVICES AND STAFFING, TARGETING VACANCY SAVINGS AND REDUCTIONS TO SERVICES AND SUPPLIES, CAPITAL OUTLAY, AND SPECIAL PAYMENTS WHEREVER POSSIBLE.
INSECT PEST PREVENTION AND MANAGEMENT	ONE-TIME FUND SHIFT PORTION OF OFFICE MANAGER POSITION FROM GENERAL FUND TO OTHER FUNDS.	GF (\$35,677) OF \$35,677	RANK 11. REDUCTIONS RANKED WITH GOAL OF PRESERVING CORE AGENCY SERVICES AND STAFFING, TARGETING VACANCY SAVINGS AND REDUCTIONS TO SERVICES AND SUPPLIES, CAPITAL OUTLAY, AND SPECIAL PAYMENTS WHEREVER POSSIBLE.
AGRICULTURE WATER QUALITY	THIS REDUCTION LIMITS ODA'S ABILITY TO UNDERSTAND WHETHER AG LAND MANAGEMENT MEASURES ARE HAVING AN IMPACT ON WATER QUALITY. IT ELIMINATES FUNDING FOR WATER QUALITY MONITORING FOR BACTERIA, NUTRIENTS, AND OTHER	GF (\$79,246) <i>GOVERNOR'S BUDGET INCLUDED AS A PERMANENT REDUCTION</i>	RANK 12. REDUCTIONS RANKED WITH GOAL OF PRESERVING CORE AGENCY SERVICES AND STAFFING, TARGETING VACANCY SAVINGS AND REDUCTIONS TO SERVICES AND SUPPLIES, CAPITAL

10% REDUCTION OPTIONS (ORS 291.216)

	MEASURES OF WATERSHED HEALTH AT 19 AGRICULTURAL SITES AROUND THE STATE.		OUTLAY, AND SPECIAL PAYMENTS WHEREVER POSSIBLE.
AGRICULTURE WATER QUALITY	THIS REDUCTION LIMITS ODA'S ABILITY TO EVALUATE HOW AG LAND MANAGEMENT DECISIONS ARE AFFECTING STREAMSIDE VEGETATION AND STREAM TEMPERATURE. IT ELIMINATES STREAMSIDE VEGETATION AND STREAM TEMPERATURE MONITORING BEING CONDUCTED BY LOCAL PARTNERS.	GF (\$228,910)	RANK 13. REDUCTIONS RANKED WITH GOAL OF PRESERVING CORE AGENCY SERVICES AND STAFFING, TARGETING VACANCY SAVINGS AND REDUCTIONS TO SERVICES AND SUPPLIES, CAPITAL OUTLAY, AND SPECIAL PAYMENTS WHEREVER POSSIBLE.
FOOD SAFETY	HOLD VACANT THE FOOD SAFETY ANIMAL HEALTH & ID PROGRAM AREA OFFICE MANAGER POSITION AND ASSOCIATED SERVICES AND SUPPLIES. OFFICE MANAGER SUPERVISORY AND PROGRAM SUPPORT DUTIES WILL BE DISTRIBUTED TO REMAINING MANAGERS. THIS WILL INCREASE THE BURDEN ON THOSE MANAGERS AND MAY IMPACT THE OVERALL FUNCTIONS OF THE PROGRAM. NOTE OTHER FUNDS PORTION ON OTHER FUNDS REDUCTION LIST.	GF (\$57,112) OF (\$190,233) <i>GOVERNOR'S BUDGET INCLUDED AS A PERMANENT REDUCTION OF 1 POSITION (1.00 FTE)</i>	RANK 14. REDUCTIONS RANKED WITH GOAL OF PRESERVING CORE AGENCY SERVICES AND STAFFING, TARGETING VACANCY SAVINGS AND REDUCTIONS TO SERVICES AND SUPPLIES, CAPITAL OUTLAY, AND SPECIAL PAYMENTS WHEREVER POSSIBLE.
FOOD SAFETY	HOLD VACANT PRINCIPLE EXECUTIVE MANAGER D, DAIRY PROGRAM MANAGER. TO ABSORB THIS REDUCTION, THE PROGRAM WOULD (1) REDUCE SERVICES AND REDISTRIBUTE MANAGEMENT OVERSIGHT OF THE DAIRY PROGRAM AMONG REMAINING MANAGERS; AND (2) REDUCE INVOLVEMENT IN NATIONAL CONFERENCE ON INTERSTATE MILK SHIPMENTS (NCIMS) LIMITING OREGON'S REPRESENTATION AT THE NATIONAL LEVEL. NOTE: OTHER FUNDS PORTION ALSO LISTED ON OTHER FUNDS REDUCTION LIST.	GF (\$117,687) OF (\$267,446) <i>GOVERNOR'S BUDGET INCLUDED AS A PERMANENT REDUCTION OF 1 POSITION (1.00 FTE)</i>	RANK 15. REDUCTIONS RANKED WITH GOAL OF PRESERVING CORE AGENCY SERVICES AND STAFFING, TARGETING VACANCY SAVINGS AND REDUCTIONS TO SERVICES AND SUPPLIES, CAPITAL OUTLAY, AND SPECIAL PAYMENTS WHEREVER POSSIBLE.
SECOND 5% REDUCTION – GENERAL FUND		GF (\$ 1,209,656) OF (\$443,219) FF \$60,558	

10% REDUCTION OPTIONS (ORS 291.216)

10% REDUCTION – GENERAL FUND TOTAL	GF (\$2,728,954) OF (\$1,563,899) FF \$60,558 Pos (2) / FTE (2.00)
---	---

10% REDUCTION OPTIONS (ORS 291.216)

LOTTERY FUNDS REDUCTION			
SOIL AND WATER CONSERVATION DISTRICTS	<p>THE ONE-TIME REDUCTION OF A POSITION IN THE SOIL AND WATER CONSERVATION DISTRICTS PROGRAM WILL REDUCE THE PROGRAM'S ABILITY TO WORK WITH SWCDs TO PREVENT OPERATIONAL PROBLEMS AND MAINTAIN COMPLIANCE WITH STATE LAWS THAT APPLY TO LOCAL GOVERNMENTS. THIS POSITION HELPS KEEP SWCDs, A KEY PARTNER IN WORKING WITH FARMERS AND RANCHERS TO PROTECT WATER QUALITY, FUNCTIONING EFFECTIVELY.</p> <p>FTE (1.00) ONE-TIME</p>	<p>LF (\$202,634)</p> <p><i>GOVERNOR'S BUDGET INCLUDED AS A PERMANENT REDUCTION OF 1 POSITION (1.00 FTE)</i></p>	<p>RANK 1. REDUCTIONS RANKED WITH GOAL OF PRESERVING CORE AGENCY SERVICES AND STAFFING, TARGETING VACANCY SAVINGS AND REDUCTIONS TO SERVICES AND SUPPLIES, CAPITAL OUTLAY, AND SPECIAL PAYMENTS WHEREVER POSSIBLE.</p>
AGRICULTURE WATER QUALITY	<p>THE ONE-TIME REDUCTION OF POSITION IN AG WATER QUALITY PROGRAM WILL ELIMINATE THE PROGRAM'S ABILITY TO CONDUCT RIPARIAN TECHNICAL WORK. THE PROGRAM WILL NEED TO PRIORITIZE ITS COMPLIANCE AND REGULATORY WORK AND WILL NOT BE ABLE TO CONDUCT TECHNICAL REVIEWS OF TEMPERATURE TOTAL MAXIMUM DAILY LOADS AND OTHER TECHNICAL ASSESSMENTS RELATED TO RIPARIAN AREAS.</p> <p>FTE (1.00) ONE-TIME</p>	<p>LF (\$188,009)</p> <p><i>GOVERNOR'S BUDGET INCLUDED AS A PERMANENT REDUCTION OF 1 POSITION (1.00 FTE)</i></p>	<p>RANK 2. REDUCTIONS RANKED WITH GOAL OF PRESERVING CORE AGENCY SERVICES AND STAFFING, TARGETING VACANCY SAVINGS AND REDUCTIONS TO SERVICES AND SUPPLIES, CAPITAL OUTLAY, AND SPECIAL PAYMENTS WHEREVER POSSIBLE.</p>
FIRST 5% REDUCTION – LOTTERY FUNDS		LF (\$390,643) FTE (2.00)	
NOXIOUS WEED CONTROL	<p>ONE-TIME FUND SHIFT OF STAFF IN THE NOXIOUS WEED CONTROL PROGRAM TO OTHER FUNDS IN THE HEMP PROGRAM. THIS WILL REDUCE THE ABILITY TO IMPLEMENT EDRR AND ON-THE-GROUND NOXIOUS WEED MANAGEMENT PROJECTS ON STATE AND PRIVATE LANDS AND JEOPARDIZES ERADICATION EFFORTS OF A-RATED INVASIVE NOXIOUS WEEDS ACROSS OREGON.</p>	<p>LF (\$464,855) OF \$464,855</p> <p><i>GOVERNOR'S BUDGET INCLUDED AS A PERMANENT FUND SHIFT</i></p>	<p>RANK 3. REDUCTIONS RANKED WITH GOAL OF PRESERVING CORE AGENCY SERVICES AND STAFFING, TARGETING VACANCY SAVINGS AND REDUCTIONS TO SERVICES AND SUPPLIES, CAPITAL OUTLAY, AND SPECIAL PAYMENTS WHEREVER POSSIBLE.</p>

10% REDUCTION OPTIONS (ORS 291.216)

SECOND 5% REDUCTION – LOTTERY FUNDS	LF (\$464,855) OF \$464,855
10% REDUCTION – LOTTERY FUNDS TOTAL	LF (\$855,498) OF \$464,855 FTE (2.00)

10% REDUCTION OPTIONS (ORS 291.216)

OTHER FUNDS REDUCTION			
PESTICIDE STEWARDSHIP PARTNERSHIP	ELIMINATION OF THE PESTICIDE STEWARDSHIP PARTNERSHIP PROGRAM WILL PREVENT ODA AND DEQ FROM MONITORING PESTICIDE LEVELS IN RIVERS AND STREAMS, AND WE WILL NOT BE ABLE TO TELL WHETHER PESTICIDE SAFETY EDUCATION, OUTREACH, TRAINING, AND COMPLIANCE WORK ARE HELPING TO REDUCE PESTICIDE LEVELS IN WATER. Pos (1) / FTE (1.00)	GF (\$1,120,680) OF (\$1,120,680)	RANK 1. REDUCTIONS RANKED WITH GOAL OF PRESERVING CORE AGENCY SERVICES AND STAFFING, TARGETING VACANCY SAVINGS AND REDUCTIONS TO SERVICES AND SUPPLIES, CAPITAL OUTLAY, AND SPECIAL PAYMENTS WHEREVER POSSIBLE.
WEIGHTS AND MEASURES	THIS ONE-TIME VACANCY SAVINGS WOULD RESULT IN THE LOSS OF 1-FTE WEIGHTS AND MEASURES FIELD INSPECTOR (COMPLIANCE SPEC. 2) AND WOULD REDUCE THE AGENCY'S ABILITY TO: EXAMINE LICENSED WEIGHING AND MEASURING DEVICES THAT ARE USED IN OREGON'S COMMERCIAL MARKET PLACE; RESPOND TO COMPLAINTS AND ANALYZES SUSPECTED NON-COMPLIANT SITUATIONS; PROVIDE TECHNICAL ASSISTANCE, INTERPRET REGULATIONS, LAWS AND GUIDELINES THAT EFFECT OREGON'S WEIGHTS AND MEASURES LAWS.	OF (\$204,240)	RANK 2. REDUCTIONS RANKED WITH GOAL OF PRESERVING CORE AGENCY SERVICES AND STAFFING, TARGETING VACANCY SAVINGS AND REDUCTIONS TO SERVICES AND SUPPLIES, CAPITAL OUTLAY, AND SPECIAL PAYMENTS WHEREVER POSSIBLE.
FOOD SAFETY	HOLD VACANT THE FOOD SAFETY ANIMAL HEALTH & ID PROGRAM AREA OFFICE MANAGER POSITION AND ASSOCIATED SERVICES AND SUPPLIES. OFFICE MANAGER SUPERVISORY AND PROGRAM SUPPORT DUTIES WILL BE DISTRIBUTED TO REMAINING MANAGERS. THIS WILL INCREASE THE BURDEN ON THOSE MANAGERS AND MAY IMPACT THE OVERALL FUNCTIONS OF THE PROGRAM. NOTE GENERAL FUND PORTION ON GENERAL FUND REDUCTION LIST.	GF (\$57,112) OF (\$190,233)	RANK 3. REDUCTIONS RANKED WITH GOAL OF PRESERVING CORE AGENCY SERVICES AND STAFFING, TARGETING VACANCY SAVINGS AND REDUCTIONS TO SERVICES AND SUPPLIES, CAPITAL OUTLAY, AND SPECIAL PAYMENTS WHEREVER POSSIBLE.
FOOD SAFETY	HOLD VACANT PRINCIPLE EXECUTIVE MANAGER D, DAIRY PROGRAM MANAGER. TO ABSORB THIS REDUCTION, THE PROGRAM WOULD (1) REDUCE SERVICES AND	GF (\$117,687) OF (\$267,446)	RANK 4. REDUCTIONS RANKED WITH GOAL OF PRESERVING CORE AGENCY SERVICES AND STAFFING,

10% REDUCTION OPTIONS (ORS 291.216)

	REDISTRIBUTE MANAGEMENT OVERSIGHT OF THE DAIRY PROGRAM AMONG REMAINING MANAGERS; AND (2) REDUCE INVOLVEMENT IN NATIONAL CONFERENCE ON INTERSTATE MILK SHIPMENTS (NCIMS) LIMITING OREGON'S REPRESENTATION AT THE NATIONAL LEVEL. NOTE: GENERAL FUND PORTION LISTED ON GENERAL FUND REDUCTION LIST.		TARGETING VACANCY SAVINGS AND REDUCTIONS TO SERVICES AND SUPPLIES, CAPITAL OUTLAY, AND SPECIAL PAYMENTS WHEREVER POSSIBLE.
FOOD SAFETY	HOLD VACANT PRINCIPLE EXECUTIVE MANAGER C POSITION. NOTE GENERAL FUNDED PORTION ON GENERAL FUND REDUCTION LIST.	GF (\$75,067) OF (\$169,326)	RANK 5. REDUCTIONS RANKED WITH GOAL OF PRESERVING CORE AGENCY SERVICES AND STAFFING, TARGETING VACANCY SAVINGS AND REDUCTIONS TO SERVICES AND SUPPLIES, CAPITAL OUTLAY, AND SPECIAL PAYMENTS WHEREVER POSSIBLE.
WEIGHTS AND MEASURES, MOTOR FUEL QUALITY, AND LABORATORY SERVICES PROGRAMS	THIS POSITION ELIMINATION SAVINGS WOULD RESULT IN THE LOSS OF 1-FTE PEM F EXECUTIVE SERVICE, PROGRAM AREA DIRECTOR POSITION AND WOULD REDUCE THE AGENCY'S ABILITY TO MANAGE AND/OR PROVIDE ADMINISTRATIVE FUNCTIONS TO MULTIPLE PROGRAMS (WEIGHTS AND MEASURES, MOTOR FUEL QUALITY, LAB SERVICES, LICENSING, PROCUREMENT, WOLF COMPENSATION GRANTS) IN ORDER TO CARRY OUT THE OBJECTIVES AND GOALS OF THE AGENCY. Pos (1) / FTE (1.00)	OF (\$375,875)	RANK 6. REDUCTIONS RANKED WITH GOAL OF PRESERVING CORE AGENCY SERVICES AND STAFFING, TARGETING VACANCY SAVINGS AND REDUCTIONS TO SERVICES AND SUPPLIES, CAPITAL OUTLAY, AND SPECIAL PAYMENTS WHEREVER POSSIBLE.
WEIGHTS AND MEASURES	THIS REDUCTION IN CAPITAL OUTLAY FOR THE WEIGHTS AND MEASURES PROGRAM WILL REDUCE THE PROGRAM'S ABILITY TO PURCHASE AND REPLACE COMPLEX SPECIALIZED EQUIPMENT NEEDED TO PROVIDE PRECISION CALIBRATION AND TRACEABILITY FOR OREGON'S COMMERCIAL WEIGHING SYSTEM IN GENERAL, AND APPROXIMATELY 141 PRIVATE BUSINESS CLIENTS ANNUALLY IN ORDER TO HELP STRENGTHEN OREGON INDUSTRY'S COMPETITIVENESS.	OF (\$320,000)	RANK 7. REDUCTIONS RANKED WITH GOAL OF PRESERVING CORE AGENCY SERVICES AND STAFFING, TARGETING VACANCY SAVINGS AND REDUCTIONS TO SERVICES AND SUPPLIES, CAPITAL OUTLAY, AND SPECIAL PAYMENTS WHEREVER POSSIBLE.

10% REDUCTION OPTIONS (ORS 291.216)

WEIGHTS AND MEASURES	THIS REDUCTION IN SERVICES AND SUPPLIES FOR THE WEIGHTS AND MEASURES PROGRAM WILL REDUCE THE PROGRAMS ABILITY TO RECRUIT, TRAIN, SUPPORT AND RETAIN A HIGHLY TECHNICAL AND QUALIFIED STAFF WHICH IS NEEDED TO PROVIDES CONSUMER PROTECTION, FAIR COMPETITION AMONG BUSINESSES, AND FACILITATES INTERSTATE COMMERCE AND INTERNATIONAL TRADE BY ASSURING THE ACCURACY OF APPROXIMATELY 62,800 DEVICES IN APPROXIMATELY 13,870 BUSINESSES EACH YEAR WHICH ARE USED TO WEIGH OR MEASURE AN ESTIMATED \$107 BILLION OF GOODS AND PRODUCTS IN OREGON.	OF (\$250,512)	RANK 8. REDUCTIONS RANKED WITH GOAL OF PRESERVING CORE AGENCY SERVICES AND STAFFING, TARGETING VACANCY SAVINGS AND REDUCTIONS TO SERVICES AND SUPPLIES, CAPITAL OUTLAY, AND SPECIAL PAYMENTS WHEREVER POSSIBLE.
MOTOR FUEL QUALITY	THIS REDUCTION IN CAPITAL OUTLAY FOR THE MOTOR FUEL QUALITY PROGRAM WILL REDUCE THE PROGRAMS ABILITY TO PURCHASE AND REPLACE COMPLEX SPECIALIZED EQUIPMENT NEEDED TO PROVIDE CONSUMER PROTECTION BY ENSURING THAT THE ESTIMATED 2.3 BILLION GALLONS OF MOTOR VEHICLE GASOLINE AND DIESEL FUEL SOLD IN OREGON EACH YEAR MEET NATIONAL STANDARDS FOR QUALITY AND COMPLY WITH OREGON'S RENEWABLE FUEL STANDARD (10% ETHANOL IN GASOLINE AND 5% BIODIESEL IN DIESEL FUEL).	OF (\$6,586)	RANK 9. REDUCTIONS RANKED WITH GOAL OF PRESERVING CORE AGENCY SERVICES AND STAFFING, TARGETING VACANCY SAVINGS AND REDUCTIONS TO SERVICES AND SUPPLIES, CAPITAL OUTLAY, AND SPECIAL PAYMENTS WHEREVER POSSIBLE.
MOTOR FUEL QUALITY	THIS REDUCTION IN SERVICES AND SUPPLIES FOR THE MOTOR FUEL QUALITY PROGRAM WILL REDUCE THE PROGRAMS ABILITY TO RECRUIT, TRAIN, SUPPORT AND RETAIN A HIGHLY TECHNICAL AND QUALIFIED STAFF WHICH IS NEEDED TO ENSURING THAT THE ESTIMATED 2.3 BILLION GALLONS OF MOTOR VEHICLE GASOLINE AND DIESEL FUEL SOLD IN OREGON EACH YEAR MEET NATIONAL STANDARDS FOR QUALITY AND COMPLY WITH OREGON'S RENEWABLE FUEL STANDARD (10% ETHANOL IN GASOLINE AND 5% BIODIESEL IN DIESEL FUEL).	OF (\$54,985)	RANK 10. REDUCTIONS RANKED WITH GOAL OF PRESERVING CORE AGENCY SERVICES AND STAFFING, TARGETING VACANCY SAVINGS AND REDUCTIONS TO SERVICES AND SUPPLIES, CAPITAL OUTLAY, AND SPECIAL PAYMENTS WHEREVER POSSIBLE.

10% REDUCTION OPTIONS (ORS 291.216)

PESTICIDES	THIS REDUCTION WILL REDUCE THE PROGRAM’S ACQUISITION OF VEHICLES TO CONDUCT FIELD WORK. THE PROGRAM WILL ABSORB THIS REDUCTION THROUGH SHARING VEHICLES WITH OTHER PROGRAMS AND BY KEEPING EXISTING VEHICLES FOR A LONGER PERIOD OF TIME.	OF (\$206,746)	RANK 11. REDUCTIONS RANKED WITH GOAL OF PRESERVING CORE AGENCY SERVICES AND STAFFING, TARGETING VACANCY SAVINGS AND REDUCTIONS TO SERVICES AND SUPPLIES, CAPITAL OUTLAY, AND SPECIAL PAYMENTS WHEREVER POSSIBLE.
AGRICULTURE WATER QUALITY	THE ELIMINATION OF THIS FUNDING WOULD AFFECT THE PROGRAM’S ABILITY TO PROVIDE INTERNSHIPS AND LEARNING OPPORTUNITIES THAT IT HAS PROVIDED IN THE PAST. THE PROGRAM HAS PREVIOUSLY USED TEMPORARY STUDENT INTERNS TO HELP IT DEVELOP STRATEGIC PLANS AND COMMUNICATE TO STAKEHOLDERS AND PARTNERS REGARDING A TRANSITION TO A MORE STRATEGIC APPROACH TO ITS WORK.	OF (\$156,869)	RANK 12. REDUCTIONS RANKED WITH GOAL OF PRESERVING CORE AGENCY SERVICES AND STAFFING, TARGETING VACANCY SAVINGS AND REDUCTIONS TO SERVICES AND SUPPLIES, CAPITAL OUTLAY, AND SPECIAL PAYMENTS WHEREVER POSSIBLE.
INVASIVE SPECIES COUNCIL	LIMITS THE ABILITY OF THE OREGON INVASIVE SPECIES COUNCIL TO ACCEPT AND EXPEND OTHER FUNDS FOR COORDINATION, EDUCATION AND ADMINISTRATION OF THE COUNCIL.	OF (\$159,629)	RANK 13. REDUCTIONS RANKED WITH GOAL OF PRESERVING CORE AGENCY SERVICES AND STAFFING, TARGETING VACANCY SAVINGS AND REDUCTIONS TO SERVICES AND SUPPLIES, CAPITAL OUTLAY, AND SPECIAL PAYMENTS WHEREVER POSSIBLE.
NURSERY	THIS REDUCTION MAY LIMIT THE ABILITY FOR ODA TO PROVIDE SERVICES NECESSARY FOR MARKETING AND SHIPPING OREGON NURSERY AND CHRISTMAS TREE PRODUCTS. SERVICE ARE BASED ON NEED TO SHIP AND EXPORT PRODUCT FROM OREGON.	OF (\$122,425)	RANK 14. REDUCTIONS RANKED WITH GOAL OF PRESERVING CORE AGENCY SERVICES AND STAFFING, TARGETING VACANCY SAVINGS AND REDUCTIONS TO SERVICES AND SUPPLIES, CAPITAL OUTLAY, AND SPECIAL PAYMENTS WHEREVER POSSIBLE.

10% REDUCTION OPTIONS (ORS 291.216)

CHRISTMAS TREE	THIS REDUCTION MAY LIMIT THE ABILITY FOR ODA TO PROVIDE SERVICES NECESSARY FOR MARKETING AND SHIPPING OREGON NURSERY AND CHRISTMAS TREE PRODUCTS. SERVICE ARE BASED ON NEED TO SHIP AND EXPORT PRODUCT FROM OREGON.	OF (\$53,651)	RANK 15. REDUCTIONS RANKED WITH GOAL OF PRESERVING CORE AGENCY SERVICES AND STAFFING, TARGETING VACANCY SAVINGS AND REDUCTIONS TO SERVICES AND SUPPLIES, CAPITAL OUTLAY, AND SPECIAL PAYMENTS WHEREVER POSSIBLE.
REGULATORY AND ESC LAB	THIS REDUCTION IN SERVICES AND SUPPLIES FOR THE LAB SERVICES PROGRAM WILL REDUCE THE PROGRAM'S ABILITY TO RECRUIT, TRAIN, SUPPORT AND RETAIN A HIGHLY TECHNICAL AND QUALIFIED LABORATORY STAFF THAT IS NEEDED IN ORDER TO PROVIDE ANALYSIS AND TECHNICAL SUPPORT TO ODA'S FOOD SAFETY, FERTILIZER, CONFINED ANIMAL FEEDING OPERATION (CAFO) AND PESTICIDE ENFORCEMENT PROGRAMS AND FOR THE USDA, ENVIRONMENTAL QUALITY, FORESTRY, AND OTHER STATE AND FEDERAL AGENCIES.	OF (\$150,000)	RANK 16. REDUCTIONS RANKED WITH GOAL OF PRESERVING CORE AGENCY SERVICES AND STAFFING, TARGETING VACANCY SAVINGS AND REDUCTIONS TO SERVICES AND SUPPLIES, CAPITAL OUTLAY, AND SPECIAL PAYMENTS WHEREVER POSSIBLE.
REGULATORY AND ESC LAB	THIS POSITION ELIMINATION SAVINGS WOULD RESULT IN THE LOSS OF 1-FTE LAB TECH 2 POSITION IN THE LAB SERVICES PROGRAM AND WOULD REDUCE THE PROGRAM'S ABILITY TO PROPERLY RECEIVE SAMPLES, LOG-IN AND PROPERLY STORE SAMPLES, PROVIDE FIELD STAFF WITH APPROPRIATE SAMPLE SUPPLIES, PROVIDE QUALITY CONTROL TESTS AS NEEDED AND TIMER AND PIPETTOR VERIFICATION. Pos (1) / FTE (1.00)	OF (\$156,654)	RANK 17. REDUCTIONS RANKED WITH GOAL OF PRESERVING CORE AGENCY SERVICES AND STAFFING, TARGETING VACANCY SAVINGS AND REDUCTIONS TO SERVICES AND SUPPLIES, CAPITAL OUTLAY, AND SPECIAL PAYMENTS WHEREVER POSSIBLE.
FIRST 5% REDUCTION - OTHER FUNDS		GF (\$1,370,546) OF (\$3,965,857) POS (3.00) / FTE (3.00)	
PESTICIDES	ELIMINATE FUNDING FOR 211 HOTLINE	OF (\$200,000)	RANK 18. REDUCTIONS RANKED WITH GOAL OF PRESERVING CORE AGENCY SERVICES AND STAFFING,

10% REDUCTION OPTIONS (ORS 291.216)

			TARGETING VACANCY SAVINGS AND REDUCTIONS TO SERVICES AND SUPPLIES, CAPITAL OUTLAY, AND SPECIAL PAYMENTS WHEREVER POSSIBLE.
CERTIFICATIONS	<p>ELIMINATE CERTIFICATION PROGRAM, INCLUDING ONE PEM C, ONE NRS 2, ONE NRS 1, AND ONE AS 1. ENDS ODA’S ABILITY TO PERFORM NATIONAL ORGANIC PROGRAM, GOOD AGRICULTURAL PRACTICE (GAP), HARMONIZED GAP (HGAP), HGAP+, AND GOOD HANDLING PRACTICE (GHP) AUDITS. ODA CONDUCTED 168 ORGANIC, AND 263 GAP AND HGAP AUDITS IN 2019. ELIMINATION COULD RESULT IN HIGHER FEES FOR OREGON PRODUCERS. ORGANIC CERTIFICATION AND NON-USDA AUDIT SERVICES ARE AVAILABLE THROUGH PRIVATE ENTITIES. HOWEVER, PROVIDING USDA GAP, HGAP, HGAP+, AND GHP COULD REQUIRE SPECIAL ARRANGEMENTS WITH USDA AND NEIGHBORING STATES.</p> <p>Pos (4) / FTE (6.11)</p>	OF (\$1,423,966)	RANK 19. REDUCTIONS RANKED WITH GOAL OF PRESERVING CORE AGENCY SERVICES AND STAFFING, TARGETING VACANCY SAVINGS AND REDUCTIONS TO SERVICES AND SUPPLIES, CAPITAL OUTLAY, AND SPECIAL PAYMENTS WHEREVER POSSIBLE.
SHIPPING POINT INSPECTION	<p>ELIMINATES AGRICULTURE WORKER AND LABORER POSITIONS, ENDING ODA’S THIRD PARTY GRADING SERVICES REQUESTED BY PRODUCERS OF 2.14 BILLION POUNDS OF PRODUCE. COULD RESULT IN DISRUPTION TO MARKET DUE TO TRANSITION IN SERVICES. PRIVATE THIRD PARTY GRADING IS AVAILABLE IN OTHER STATES, AND COULD PROVIDE THIS SERVICE IN OREGON.</p> <p>Pos (56) / FTE (16.33)</p>	OF (\$1,751,078)	RANK 20. REDUCTIONS RANKED WITH GOAL OF PRESERVING CORE AGENCY SERVICES AND STAFFING, TARGETING VACANCY SAVINGS AND REDUCTIONS TO SERVICES AND SUPPLIES, CAPITAL OUTLAY, AND SPECIAL PAYMENTS WHEREVER POSSIBLE.
REGULATORY AND ESC LAB	<p>THIS ONE-TIME VACANCY SAVINGS WOULD RESULT IN THE LOSS OF 1-FTE CHEMIST 3 POSITION IN THE LAB SERVICES PROGRAM AND WOULD REDUCE THE PROGRAM’S ABILITY TO PROVIDE: INORGANIC CHEMISTRY ANALYSIS USING COMPLEX INSTRUMENTATION, IE. ICP-OES, GC-QQQ, GC/MS; FERTILIZER ANALYSES IN ORDER TO DETECT HEAVY METALS, SECONDARY ELEMENTS, GROWTH REGULATORS, PESTICIDES, ETC.; COORDINATION WITH</p>	OF (\$278,945)	RANK 21. REDUCTIONS RANKED WITH GOAL OF PRESERVING CORE AGENCY SERVICES AND STAFFING, TARGETING VACANCY SAVINGS AND REDUCTIONS TO SERVICES AND SUPPLIES, CAPITAL OUTLAY, AND SPECIAL PAYMENTS WHEREVER POSSIBLE.

10% REDUCTION OPTIONS (ORS 291.216)

	OTHER CHEMIST 3'S IN ORDER TO COORDINATE WORKFLOW AND INSTRUMENT USE.		
ANIMAL HEALTH	ELIMINATES THE ANIMAL HEALTH LAB PROGRAM. ELIMINATION OF ANIMAL HEALTH LAB WILL RESULT IN LOSS OF ODA AS A STATE REGULATORY LAB FOR LIVESTOCK DISEASE TESTING. LIVESTOCK PRODUCERS WOULD HAVE THE OPTION OF OBTAINING THE REQUIRED REGULATOR TESTING FROM NEIGHBORING STATE REG. LABS OR OREGON STATE UNIVERSITY LAB. Pos (1) / FTE (1.00)	GF (\$140,808) OF (\$186,653)	RANK 22. REDUCTIONS RANKED WITH GOAL OF PRESERVING CORE AGENCY SERVICES AND STAFFING, TARGETING VACANCY SAVINGS AND REDUCTIONS TO SERVICES AND SUPPLIES, CAPITAL OUTLAY, AND SPECIAL PAYMENTS WHEREVER POSSIBLE.
ANIMAL HEALTH	ELIMINATES THE ANIMAL HEALTH LAB PROGRAM. ELIMINATION OF ANIMAL HEALTH LAB WILL RESULT IN LOSS OF ODA AS A STATE REGULATORY LAB FOR LIVESTOCK DISEASE TESTING. LIVESTOCK PRODUCERS WOULD HAVE THE OPTION OF OBTAINING THE REQUIRED REGULATOR TESTING FROM NEIGHBORING STATE REGULATORY LABS OR OREGON STATE UNIVERSITY LAB. Pos (1) / FTE (1.00)	GF (\$92,806) OF (\$128,849)	RANK 23. REDUCTIONS RANKED WITH GOAL OF PRESERVING CORE AGENCY SERVICES AND STAFFING, TARGETING VACANCY SAVINGS AND REDUCTIONS TO SERVICES AND SUPPLIES, CAPITAL OUTLAY, AND SPECIAL PAYMENTS WHEREVER POSSIBLE.
ANIMAL HEALTH	ELIMINATES THE ANIMAL HEALTH LAB PROGRAM. ELIMINATION OF ANIMAL HEALTH LAB WILL RESULT IN LOSS OF ODA AS A STATE REGULATORY LAB FOR LIVESTOCK DISEASE TESTING. LIVESTOCK PRODUCERS WOULD HAVE THE OPTION OF OBTAINING THE REQUIRED REGULATOR TESTING FROM NEIGHBORING STATE REGULATORY LABS OR OREGON STATE UNIVERSITY LAB. Pos (1) / FTE (1.00)	OF (\$206,517)	RANK 24. REDUCTIONS RANKED WITH GOAL OF PRESERVING CORE AGENCY SERVICES AND STAFFING, TARGETING VACANCY SAVINGS AND REDUCTIONS TO SERVICES AND SUPPLIES, CAPITAL OUTLAY, AND SPECIAL PAYMENTS WHEREVER POSSIBLE.
SECOND 5% REDUCTION – OTHER FUNDS		GF (\$233,614) OF (\$4,176,008) POS (63.00) / FTE (25.44)	
10% REDUCTION – OTHER FUNDS TOTAL		GF (\$1,604,160) OF (\$8,141,865) POS (66.00) / FTE (28.44)	

10% REDUCTION OPTIONS (ORS 291.216)

FEDERAL FUNDS REDUCTION			
REGULATORY AND ESC LAB	THIS FEDERAL LIMITATION FOR TEMPORARY APPOINTMENTS AND SERVICES AND SUPPLIES WAS A RESULT OF A PRIOR FDA GRANT THAT HELPED PROVIDE LAB SERVICES WITH THE ABILITY TO BECOME ISO ACCREDITED, WHICH IT SUCCESSFULLY ACCOMPLISHED. IMPACT OF THIS REDUCTION WOULD BE MINIMAL TO NONE. FUTURE FEDERAL GRANTS CAN BE ADDRESSED AS NEEDED.	FF (\$595,873)	RANK 1. REDUCTIONS RANKED WITH GOAL OF PRESERVING CORE AGENCY SERVICES AND STAFFING, TARGETING VACANCY SAVINGS AND REDUCTIONS TO SERVICES AND SUPPLIES, CAPITAL OUTLAY, AND SPECIAL PAYMENTS WHEREVER POSSIBLE.
AG DEVELOPMENT AND MARKETING PROGRAM	REDUCES SPECIALTY CROP BLOCK GRANT SPECIALTY PAYMENTS, AND THEREFORE THE AMOUNT OF FEDERAL FUNDS THAT ODA CAN DISTRIBUTE TO SPECIALTY CROP PRODUCERS IN OREGON. ODA WOULD REDUCE THE VALUE OF GRANTS ISSUED IN OREGON CONSISTENT WITH THE AVAILABLE LIMITATION.	FF (\$404,900)	RANK 2. REDUCTIONS RANKED WITH GOAL OF PRESERVING CORE AGENCY SERVICES AND STAFFING, TARGETING VACANCY SAVINGS AND REDUCTIONS TO SERVICES AND SUPPLIES, CAPITAL OUTLAY, AND SPECIAL PAYMENTS WHEREVER POSSIBLE.
FIRST 5% REDUCTION - FEDERAL FUNDS		FF (\$1,000,773)	
INVASIVE SPECIES COUNCIL	LIMITS THE ABILITY OF THE OREGON INVASIVE SPECIES COUNCIL (OISC) TO EXPEND FEDERAL FUNDING. IF OISC WERE TO APPLY FOR AND SUCCESSFULLY ACQUIRE A FEDERAL FUNDS GRANT, IT IS LIKELY AN EMERGENCY BOARD ACTION WILL BE REQUESTED.	FF (\$469,242)	RANK 3. REDUCTIONS RANKED WITH GOAL OF PRESERVING CORE AGENCY SERVICES AND STAFFING, TARGETING VACANCY SAVINGS AND REDUCTIONS TO SERVICES AND SUPPLIES, CAPITAL OUTLAY, AND SPECIAL PAYMENTS WHEREVER POSSIBLE.
WOLF FINANCIAL ASSISTANCE & GRANTS	THE ELIMINATION OF ODA'S WOLF GRANT PROGRAM WOULD ELIMINATE THE AGENCY'S ABILITY TO PROVIDE COUNTY WOLF PROGRAMS THE FUNDING TO	GF (\$227,906) FF (\$196,471)	RANK 4. REDUCTIONS RANKED WITH GOAL OF PRESERVING CORE AGENCY SERVICES AND STAFFING,

10% REDUCTION OPTIONS (ORS 291.216)

	<p>COMPENSATION THOSE WHO EXPERIENCE A LOSS OR INJURY TO LIVESTOCK OR WORKING DOGS RELATED TO WOLF DEPREDATION OR PROVIDE FINANCIAL ASSISTANCE TO IMPLEMENT NONLETHAL WOLF DETERRENT TECHNIQUES. SINCE THE INCEPTION OF THE GRANT PROGRAM BACK IN 2012, THROUGH AUGUST 1ST, 2020, ODA HAS PAID OUT A TOTAL OF \$1,307,820 IN AWARDS. CURRENTLY 17 COUNTIES HAVE QUALIFIED WOLF PROGRAMS.</p>		<p>TARGETING VACANCY SAVINGS AND REDUCTIONS TO SERVICES AND SUPPLIES, CAPITAL OUTLAY, AND SPECIAL PAYMENTS WHEREVER POSSIBLE.</p>
SECOND 5% REDUCTION - FEDERAL FUNDS		GF (\$227,906)	FF (\$665,713)
10% REDUCTION – FEDERAL FUNDS TOTAL		GF (\$227,906)	FF (\$1,666,486)

Detail of Reduction Options

Agriculture (ODA)															
2021-2023 Biennium															
Detail of Reduction Options to 2021-23 Current Service Level Budget															
1	2	3	4	5	6	7	8	9	10	11	12	13	14	15	16
Priority (ranked most to least preferred)	Agency	SCR or Activity Initials	Program Unit/Activity Description	GF	LF	OF	NL-OF	FF	NL-FF	TOTAL FUNDS	Pos.	FTE	Used in Gov. Budget Yes / No	Impact of Reduction on Services and Outcomes	
Dept	Prgm/ Div														
First 5% Reduction - General Fund															
1	ODA	Admin and Support Services	Administration/This program unit provides administrative support services to department programs including leadership, policy development, interagency coordination, collaboration with agricultural industries, information systems, accounting, payroll, budgeting, procurement, human resources, public affairs, and staff support for Board of Agriculture. Administration also includes Cannabis Policy Coordinator.	(141,669)						(141,669)			Yes(1)	This one-time vacancy savings would result in the loss of 1-FTE Procurement and Contracts Specialist 2 position and reduce the agency's ability to: develop, negotiate and administer contracts, agreements, and leases; to obtain or provide goods, trades or professional services; to administer grants and provide facility, fleet and mailroom support, and to interpret technical data, policy and regulatory information pertaining to procurement and contract activities.	
2	ODA	Natural Resource Policy Area	Confined Animal Feeding Operations/CAFO program provides a mechanism to improve and assure Oregon's Water Quality, and ensure compliance with federal regulations.	(256,949)						(256,949)	(1)	(1.00)	Yes	This reduction will require the CAFO program to reduce its work with non-permitted CAFOs in order to prioritize maintaining its routine inspection schedule on permitted CAFOs. It also means CAFO inspectors will have less time to provide compliance assistance to the permit holders they inspect. Non-permitted CAFO work will shift to the Ag Water Quality Program.	
3	ODA	Natural Resource Policy Area	Pesticide Stewardship Partnership/identifies potential concerns and improves water quality affected by pesticide use around Oregon.	(1,120,680)		(1,120,680)				(2,241,360)	(1)	(1.00)	No	Elimination of the PSP program will prevent ODA and DEQ from monitoring pesticide levels in rivers and streams, and ODA will not be able to tell whether pesticide safety education, outreach, training, and compliance work are helping to reduce pesticide levels in water.	
First reduction subtotal				(1,519,298)		(1,120,680)				(2,639,978)	(2)	(2.00)			
Target Difference				(1,329,039)											
				190,259											
Second 5% Reduction - General Fund - 10%															
4	ODA	Market Access, Development, Certification/ Inspection Policy Area	Ag Development and Marketing Projects/These activities support the department's mission to promote economic development in the agricultural industry. The program finds solutions and provides marketing opportunities for Oregon's food and agricultural industry both domestically and internationally.	(71,382)			35,691		35,558	(133)			No	One-time shift duties from Marketing functions to produce safety (FF) and certification (OF) programs. Program staff will undertake administrative duties.	
5	ODA	Natural Resource Policy Area	Natural Resources/This activity unit provides for the administration of all Natural Resource Division programs and activities.	(157,157)						(157,157)			Yes	This reduction will affect natural resources and pesticide programs' ability to respond to customer inquiries in a timely manner in natural resource and pesticide programs by maintaining vacancy savings of a position in the Natural Resources Program Area.	
6	ODA	Food Safety/ Consumer Protection Policy Area	Shellfish/The shellfish program assures the safety of Oregon's commercial and recreational shellfish and compliance with the U.S. Food and Drug Administration's (FDA) standards for shipping shellfish interstate.	(41,785)		41,785				0			No	One-time fund shift from General Fund to Other Funds in the Shellfish Program. Current cash balance can withstand a one time fund shift for a biennium. A continuation of this fund shift may cause the need for fee increases.	
7	ODA	Food Safety/ Consumer Protection Policy Area	Food Safety/The Food Safety Inspection Program licenses, inspects, and tests all facets of the food distribution system, except restaurants, totaling nearly 8,500 establishments. Also, assists in education of food companies and the public about food quality and safety concerns.	(75,067)		(169,326)				(244,393)			Yes(1)	Hold vacant Principle Executive Manager C Position.	
8	ODA	Food Safety/ Consumer Protection Policy Area	Animal Health/The Animal Health Program's primary activity is to prevent, control and eradicate livestock diseases harmful to humans and animals.	(25,000)				25,000		0			No	One-time fund shift from General Fund to Federal Funds in the Animal Health Program. The Federal Animal Disease Traceability cooperative funding can currently support this shift. It is unknown the levels of federal funding or longevity and this shift is dependent on the availability of those funds.	
9	ODA	Market Access, Development, Certification/ Inspection Policy Area	Ag Development and Marketing Projects/These activities support the department's mission to promote economic development in the agricultural industry. The program finds solutions and provides marketing opportunities for Oregon's food and agricultural industry both domestically and internationally.	(250,000)						(250,000)			Yes	Eliminate rent at the food Innovation Center (FIC), revise duty station to work from home. Detriment includes lost collaboration with OSU staff and common clients. Experience during the COVID-19 pandemic demonstrated that program staff are able to meet duties remotely.	
10	ODA	Natural Resource Policy Area	Insect Pest Prevention and Management/This program includes exclusion, detection and eradication of harmful plant pests such as gypsy moth and Japanese beetle.	(70,633)		70,633				0			No	One-time fund shift portion of Plant Program Area Director position from General Fund to Other Funds	

Priority (ranked most to least preferred)	Agency	SCR or Activity Initials	Program Unit/Activity Description	GF	LF	OF	NL-OF	FF	NL-FF	TOTAL FUNDS	Pos.	FTE	Used in Gov. Budget Yes / No	Impact of Reduction on Services and Outcomes
11	ODA	Natural Resource Policy Area	Insect Pest Prevention and Management/This program includes exclusion, detection and eradication of harmful plant pests such as gypsy moth and Japanese beetle.	(35,677)		35,677				0			No	One-time fund shift portion of Office Manager position from General Fund to Other Funds.
12	ODA	Natural Resource Policy Area	Agriculture Water Quality/Ag Water Quality program provides a mechanism to improve and assure Oregon's Water Quality.	(79,246)						(79,246)			Yes	This reduction limits ODA's ability to evaluate how ag land management decisions are affecting streamside vegetation and stream temperature. It eliminates streamside vegetation and stream temperature monitoring being conducted by local partners.
13	ODA	Natural Resource Policy Area	Agriculture Water Quality/Ag Water Quality program provides a mechanism to improve and assure Oregon's Water Quality.	(228,910)						(228,910)			No	This reduction limits ODA's ability to understand whether ag land management measures are having an impact on water quality. It eliminates funding for water quality monitoring for bacteria, nutrients, and other measures of watershed health at 19 agricultural sites around the state.
14	ODA	Food Safety/ Consumer Protection Policy Area	Food Safety/The Food Safety Inspection Program licenses, inspects, and tests all facets of the food distribution system, except restaurants, totaling nearly 8,500 establishments. Also, assists in education of food companies and the public about food quality and safety concerns.	(57,112)		(190,233)				(247,345)			Yes(1)	Hold vacant the Food Safety Animal Health & ID program area Office Manager position and associated Services and Supplies. Office manager supervisory and program support duties will be distributed to remaining managers. This will increase the burden on those managers and may impact the overall functions of the program.
15	ODA	Food Safety/ Consumer Protection Policy Area	Food Safety/The Food Safety Inspection Program licenses, inspects, and tests all facets of the food distribution system, except restaurants, totaling nearly 8,500 establishments. Also, assists in education of food companies and the public about food quality and safety concerns.	(117,687)		(267,446)				(385,133)			Yes(1)	Hold vacant Principle Executive Manager D, Dairy Program Manager. To absorb this reduction, the program would (1) reduce services and redistribute management oversight of the Dairy Program among remaining managers; and (2) reduce involvement in National Conference on Interstate Milk Shipments (NCIMS) limiting Oregon's representation at the national level.
Second reduction subtotal				(1,209,656)	-	(443,219)	-	60,558	-	(1,592,317)	-	-		
Target				(1,329,039)										
Difference				(119,383)										
Grand total 10% reductions				(2,728,954)	0	(1,563,899)	0	60,558	0	(4,232,295)	(2)	(2.00)		

General Fund Target (2,658,078)
Difference 70,876

Notes

(1) Governor's budget included as a permanent reduction of 1 Position (1.00 FTE)

Agriculture (ODA)

2021-23 Biennium

Detail of Reduction Options to 2021-23 Current Service Level Budget

1	2	3	4	5	6	7	8	9	10	11	12	13	14	15	16
Priority (ranked most to least preferred)	Agency	SCR or Activity Initials	Program Unit/Activity Description	GF	LF	OF	NL-OF	FF	NL-FF	TOTAL FUNDS	Pos.	FTE	Used in Gov. Budget Yes / No	Impact of Reduction on Services and Outcomes	
Dept	Prgm/ Div														
First 5% Reduction - Lottery Funds															
1	ODA	Natural Resource Policy Area	Soil and Water Conservation Districts/This activity provides for utilization of Oregon's 45 Soil and Water Conservation Districts to provide technical assistance to landowners and land managers to implement conservation measures and watershed enhancement projects and support of Oregon's Agricultural Water Quality management program, the Oregon Plan for salmon and watersheds.		(202,634)					(202,634)		(1.00)	Yes(1)	The one-time reduction of a position in the Soil and Water Conservation Districts Program will reduce the program's ability to work with SWCDs to prevent operational problems and maintain compliance with state laws that apply to local governments. This position helps keep SWCDs, a key partner in working with farmers and ranchers to protect water quality, functioning effectively.	
2	ODA	Natural Resource Policy Area	Agriculture Water Quality/Ag Water Quality program provides a mechanism to improve and assure Oregon's Water Quality.		(188,009)					(188,009)		(1.00)	Yes(1)	The one-time reduction of position in Ag Water Quality Program will eliminate the program's ability to conduct riparian technical work. The program will need to prioritize its compliance and regulatory work and will not be able to conduct technical reviews of temperature Total Maximum Daily Loads and other technical assessments related to riparian areas.	
First reduction subtotal				-	(390,643)	-	-	-	-	(390,643)	-	(2.00)			
Target					(427,749)										
Difference					(37,106)										
Second 5% Reduction - Lottery Funds - 10%															
3	ODA	Natural Resource Policy Area	Noxious Weed Control/This program's function is to protect Oregon's natural resources and agricultural economy from invasive noxious weeds through integrated control efforts. This includes early detection rapid response, biological control and providing technical assistance and grants to local land managers.		(464,855)	464,855				0			Yes(2)	One-time fund shift of staff in the Noxious Weed Control program to Other Funds in the Hemp Program. This will reduce the ability to implement EDRR and on-the-ground noxious weed management projects on state and private lands and jeopardizes eradication efforts of A-rated invasive noxious weeds across Oregon.	
Second reduction subtotal				0	(464,855)	464,855	0	0	0	0	0	-	-		
Target					(427,749)										
Difference					37,106										
Grand total 10% reductions				-	(855,498)	464,855	-	-	-	(390,643)	0	(2.00)			

Lottery Funds 10% Target (855,498)
Difference -

Notes

- (1) Governor's budget included as a permanent reduction of 1 Position (1.00 FTE)
- (2) Governor's budget included as a permanent fund shift

Summary of Long Term Vacancies

Oregon Department of Agriculture Summary of long-term vacancies

Reason	Policy Area	Function	Total positions	FTE
Vacancies open for 7-12 months				
Abolished by legislative or administrative action	Food Safety/Consumer Protection	Natural Resource Specialist 3	2	1.25
Filled or in the process of being filled	Food Safety/Consumer Protection and Natural Resources	Program Analyst 1 and Natural Resource Specialist 3	2	2.00
Seasonal job / Project specific	Natural Resources and Market Access & Certification	Laborers, Agricultural Workers, Shipping Point Inspector 1	9	3.67
Position held open to accumulate savings or to finance another position	Food Safety/Consumer Protection, Natural Resources, and Market Access & Certification	Office Specialist 2, Administrative Specialist 1, Compliance Specialist 2, Natural Resource Specialist 1 and 2, Shipping Point Asst Manager, and Principle Executive Manager F	8	7.92
Other- Positions either no longer funded or part of 2020 2nd Spec Session reductions, and/or positions are not funded in the 21-23 Governor's Budget	Administration, Food Safety/Consumer Protection, Natural Resources	Procurement & Contract Assistant, Office Manager 1, Chemist 3, Principle Executive Manager C, Natural Resource Specialist 3	6	4.79
Other- Incumbent needs to be moved from a non-budgeted position	Market Access & Certification	Natural Resource Specialist 1	1	1.00
Vacancies open more than 12 months				
Filled or in the process of being filled	Natural Resources	Natural Resource Specialist 1 and 3	4	4.00
Seasonal job / Project specific	Natural Resources and Market Access & Certification	Laborers, Agricultural Workers, Shipping Point Inspector 2	36	9.57
Recruitment difficulties	Food Safety/Consumer Protection	Office Assistant 1	1	0.17
Position held open to accumulate savings or to finance another position	Food Safety/Consumer Protection, Natural Resources, and Market Access & Certification	Office Specialist 1 & 2, Natural Resource Specialist 1, 2, & 4	5	5.00
Other- In the process of restructuring job duties/recruitment underway	Administration	Info Systems Specialist 7	1	1.00
Other- Positions either part of 2020 2nd Spec Session reductions and/or positions are not funded in the 21-23 Governor's Budget	Food Safety/Consumer Protection, Natural Resources, and Market Access & Certification	Program Analyst 3, Policy Analyst 3, Natural Resource Specilaist 3, Office Manager 1, Principle Executive Manager C	5	5.00

How COVID-19 Impacted Work at ODA

We all know how COVID-19 disrupted not only our personal lives but impacted the work of our customers as well as our daily work to meet our mission as an agency. Never before have we had to balance the priority to keep our employees safe, our customers and the public safe, and at the same time continue to keep our focus on our Vision and Core values as stated below. We are proud of our staff and the resiliency they have demonstrated during this ongoing pandemic. We know we are doing everything we can to maintain our core values and continue to maintain the important work we do every-day for Oregonians.

CORE VALUES

We value...

- Honesty, integrity, and fairness
- Diversity, equity, and inclusion
- Respect for people and property
- Practical collaborative approaches to problem solving
- Science-based approaches: technical and professional competence
- Transparency
- Quality customer service

IMPACTS ON INSPECTIONS/FIELD WORK/TRAVEL

- Social Distancing/Masks/PPE—Many of our ODA staff work outdoors or in open air settings but still must interact with customers or other team members to conduct their work. For those that must be indoors (like our Food Safety Staff conducting inspections in stores or our Shipping point staff working inside a processing plant) strict protocols have been put in place to mitigate COVID risks.
- Virtual Inspections—In some programs like our Food Safety program we have modified our work to collaborate with businesses to conduct inspections virtually.
- Less Travel—Much of the work of ODA staff involves travel either in a local community, across counties or in some cases travel outside of Oregon and abroad. Needless to say, less travel became one of the first mitigation strategies that ODA employed to adhere to COVID-19 guidelines. Re-inventing how we do our work with less travel worked in some areas and in other areas all but curtailed our normal work.

WORKING REMOTELY IMPACTS

- Although our team continues to interact virtually, we all benefit from working in and around each other and the interactions that being in-person provides to our work and outcomes. Extra effort is being made to encourage staff to reach out and utilize meeting platforms to connect and interact amongst team members and our customers.
- Supporting remote work especially in our Information Technology department has been challenging. We quickly deployed technology and equipment to support staff who normally work within the ODA facilities every day. Continued support for remote work is on-going but has changed the way we deliver supplies and respond to employee requests for assistance.
- ODA staff have adapted well to working remotely and have been able to continue to serve our customers throughout the pandemic. Long-term ODA will be assessing the viability of continuing to accommodate working remotely and balancing ODA agency needs and our customer and staff needs.

WORKPLACE MANAGEMENT IMPACTS

- For the most part ODA was well positioned to offer remote work as many of our agency staff had laptop computers, mobile technology and work out of their residences across the state. For those that work in the ODA building, accommodations were made to enable staff to be productive at their remote locations. We have successfully kept our administrative duties on track and our IT systems up and running.
- Laboratories—Our laboratory staff have continued to work in the ODA facilities and have modified work schedules, processes and delivery timelines to maintain social distancing and using proper PPE. Laboratory work does not allow for remote work accommodations like other work at ODA.
- Travel for staff has been eliminated or modified in a way that only allows one staff per vehicle, avoidance from high-risk areas of the state, and promotion of Oregon products has been done in virtual settings including international promotion opportunities for the most part travel outside of Oregon was cancelled.

STAFF STRESS

- Like many Oregonians, some of our staff particularly our essential staff are feeling tired or “burnt out”. The stresses of worrying about family members health, kids in school and balancing the need to keep focused on serving the public has been tiring. Vacations of any length have been difficult to schedule or impossible.
- Some staff have been asked to do multiple jobs, or even jobs completely outside of their direct program areas of expertise.
- Concerns about the risks of public contact and the extra steps necessary to protect the public and the staff particularly work that required us to be indoors have been challenging.
- Staff have had to accommodate held vacancies and spending reductions to keep programs viable.
- There continues to be a conscious effort by the ODA Executive team to encourage staff to take care of their families, themselves and to discuss work environment concerns directly with the management team for resolution.
- Staff have been provided masks and other personal protective equipment in order to accomplish those jobs that require being out in public. That has included masks (disposable and cloth), face shields, gloves, and in some cases, temperature checking devices.

IMPACTS ON REVENUE INCLUDING LOTTERY FUNDING DISTRIBUTIONS

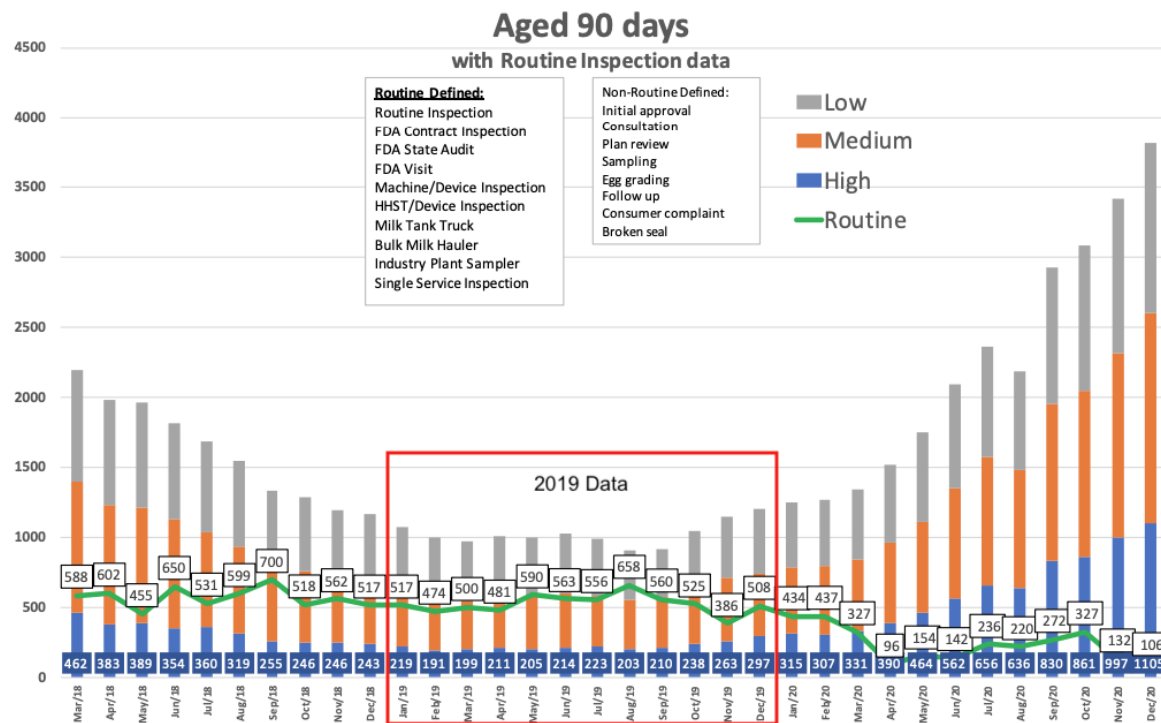
- License and fee revenue stayed fairly constant, and we have carefully tracked our revenue streams for any places that might show impacts due to COVID.
- Lottery Distributions have been reduced due to the closure of businesses who have Lottery Gaming machines (like restaurants and bars). ODA had to make decisions early in order to manage to a lower distribution allocation. Decisions were made in the Invasive Pest Prevention Programs, Noxious Weed Program and vacancies held in Natural Resource programs for reduced services, and alternative methods for program delivery in those programs.

HOW ARE WE LOOKING FORWARD TO 2021 AND BEYOND?

- The most important point to stress is that ODA is now focused on the future and our dedicated staff are ready to turn the corner to continue to provide services to Oregonians. We learned that our agency can functionally operate remotely, we can pay our bills, issue licenses, perform inspections virtually and communicate across multiple meeting platforms.
- Looking forward, the way we accomplish our work will most likely change and we will need to continue to adapt to the changes ahead. In the short term, we will be working to continue to live and work with the impacts of COVID and will begin to make progress in the areas where we may have fallen behind on our work. In the long-term we will be working to assess how our agriculture businesses have weathered the impacts of not only COVID-19 but the natural disasters that have plagued our state. It is unknown what the lasting effects may have had to our agricultural businesses and their employees.
- Our path forward may be dependent upon the public's continued willingness to accept the public health measures (including vaccines as they become available) that are being put into place.

Food Safety Program Caseload Backlog

Our staff had begun to conduct some field work prior to the most recent surge, but on a limited basis. With the resurgent COVID data we were forced to curtail inspection field work to a minimal level.



COVID-19 Consultations:

We are continuing with our collaborative effort with the Oregon Health Authority and Oregon OSHA to support the food supply chain. ODA has been working to leverage our connections and knowledge of business functions to assist industry in the implementation of control practices. Our process adjusted to include limited discussion on the Oregon OSHA temporary rule at an awareness level when it was published in October.

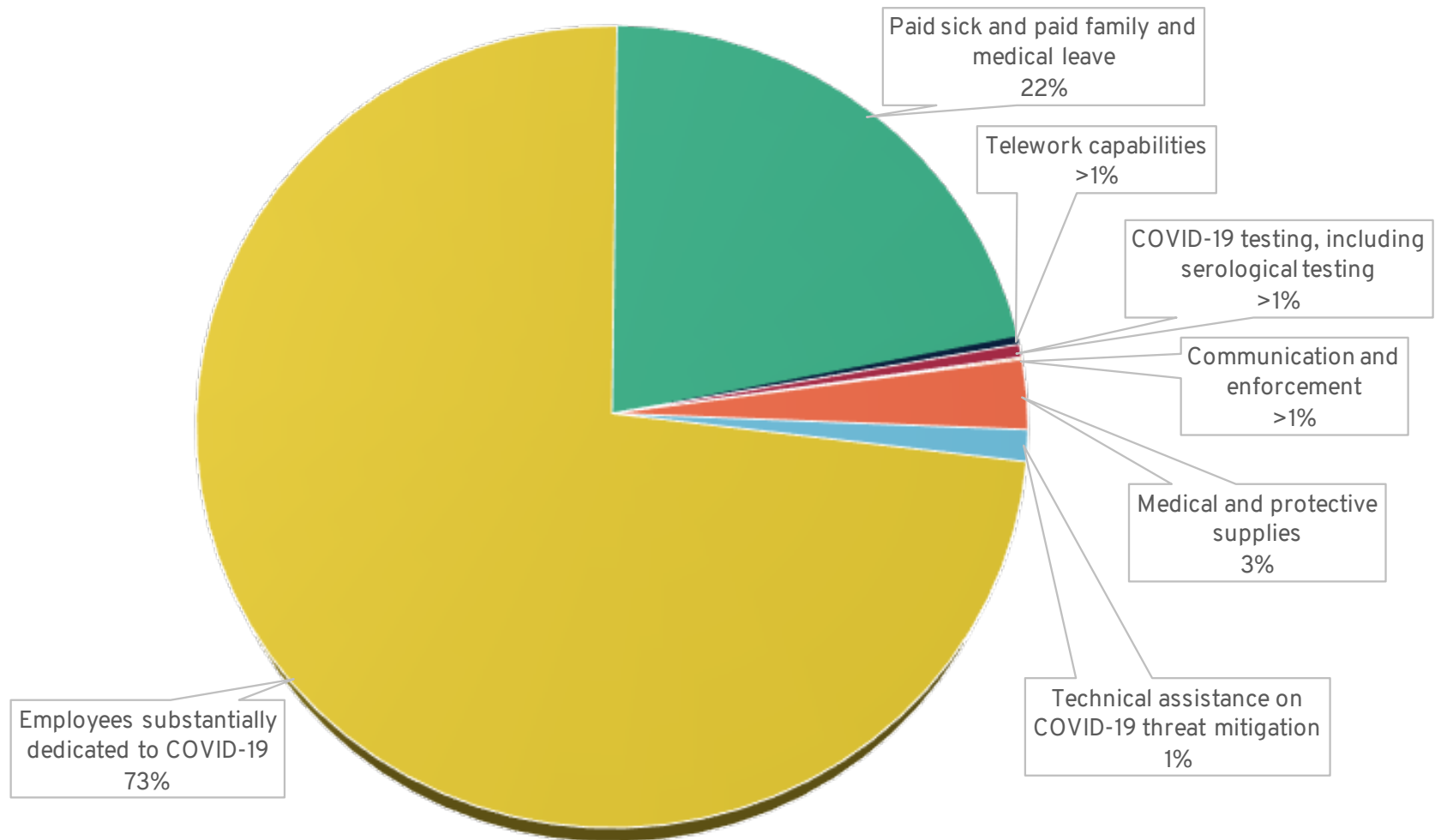
Here are some statistics related to outbreaks at Ag facilities in the last months of 2020:

- 440 outbreak notifications
- 60% of firms have accepted voluntary consultation offers
- 30% of the affected firms have been unlicensed entities
- 50% of the firms are manufacturing related
- 20% of the firms are retail establishments

Coronavirus Relief Funds Reimbursement Request

Coronavirus Relief Funds (CRF) Reimbursement Request

\$ 1,968,343.09



Food Security and Farmworker Safety Program Report



Oregon's Food Security and Farmworker Safety Program Report January 2021

PROTECTING THE HARVEST - WORKING TOGETHER TO KEEP FARMWORKERS HEALTHY IN OREGON

Oregon's Food Security and Farmworker Safety (FSFS) Program provided \$5.1 million in CARES funding to Oregon's agricultural producers in order to help secure Oregon's food supply chain and protect essential agricultural workers from COVID-19 exposure and illness during the 2020 harvest season.

The FSFS Program provided financial assistance to comply with increased safety measures during peak harvest. This report describes the program's highlights and outcomes.



PROGRAM HIGHLIGHTS

- Over \$1.85 million in direct payments to producers during the 2020 harvest season (Jun – Nov 2020)
- Coordinated with local partners to distribute 4.2 million KN95 masks, and invested \$3 million in FSFS funding for mask purchases
- 228 producers participated, resulting in 305 FSFS projects
- Producers estimated 21,000+ farmworkers benefitted from the enhanced safety measures
- Assistance for housing, transportation, and field sanitation to protect farmworkers from COVID-19, including face coverings
- Coordinated inter-agency approach to develop the program, informational resources, and provide information under the emerging COVID-19 pandemic
- 33 agricultural producers were connected with Oregon Health Authority coordinators/Community Based Organizations through the FSFS Program
- Cost to deliver program < 7%. Total administrative costs: \$335,000

STATE AGENCIES AND NON-PROFITS WORK TOGETHER TO ACHIEVE RESULTS

The COVID-19 emergency caused Oregon's Occupational Safety and Health Administration (OR-OSHA) to issue temporary rules requiring increased field sanitation measures and more stringent labor housing and transportation regulations.

When Governor Kate Brown announced the temporary OR-OSHA rule, five state agencies came together to proactively help Oregon's agricultural producers have the resources they needed to comply and keep farmworkers healthy.

Led by the Office of Governor Kate Brown, these state agencies rapidly developed a financial assistance program for Oregon's agricultural producers.

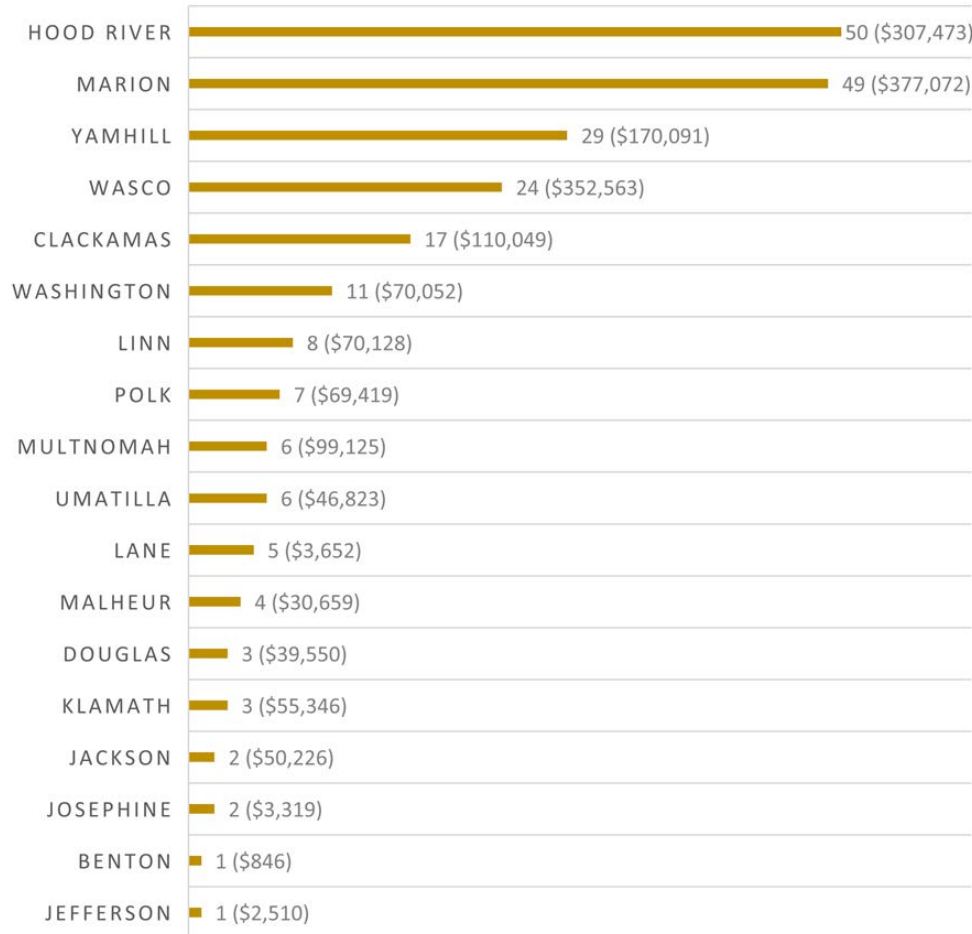
Agencies worked with farmworker advocates, Community Based Organizations, and Oregon Health Authority's Community Partner Outreach Program to identify priority needs and respond with information and resources.



Oregon's Food Security and Farmworker Safety Program Report

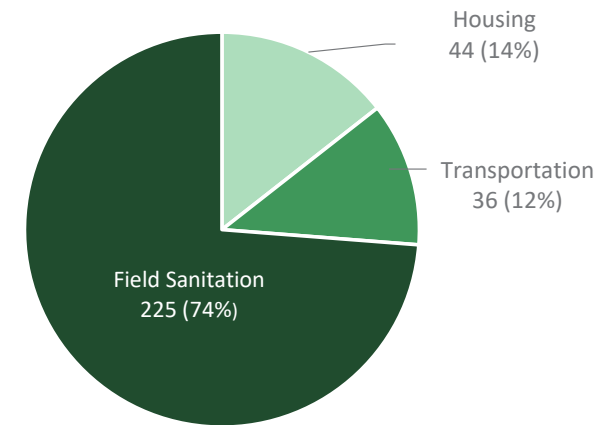
January 2021

NUMBER OF APPLICATIONS & FUNDING AWARDED BY COUNTY

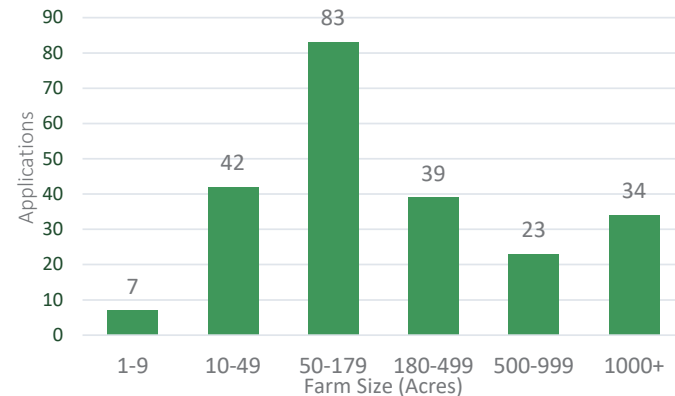


NUMBER OF PROJECTS BY FUND TYPE

(Total Projects: 305)



NUMBER OF APPLICATIONS BY FARM SIZE





Oregon's Food Security and Farmworker Safety Program Report

January 2021

PRIMARY CROPS BY COUNTY

BENTON

Christmas trees, berries

CLACKAMAS

Berries, mixed vegetables, nursery stock

DOUGLAS

Grapes, berries

HOOD RIVER

Cherries, pears, apples

JACKSON

Pears, grapes, mixed vegetables

JEFFERSON

Carrot seed, grass seed, nursery stock

JOSEPHINE

Grapes, herbs

KLAMATH

Grains, potatoes, mixed vegetables

LANE

Grapes, berries, mixed vegetables

LINN

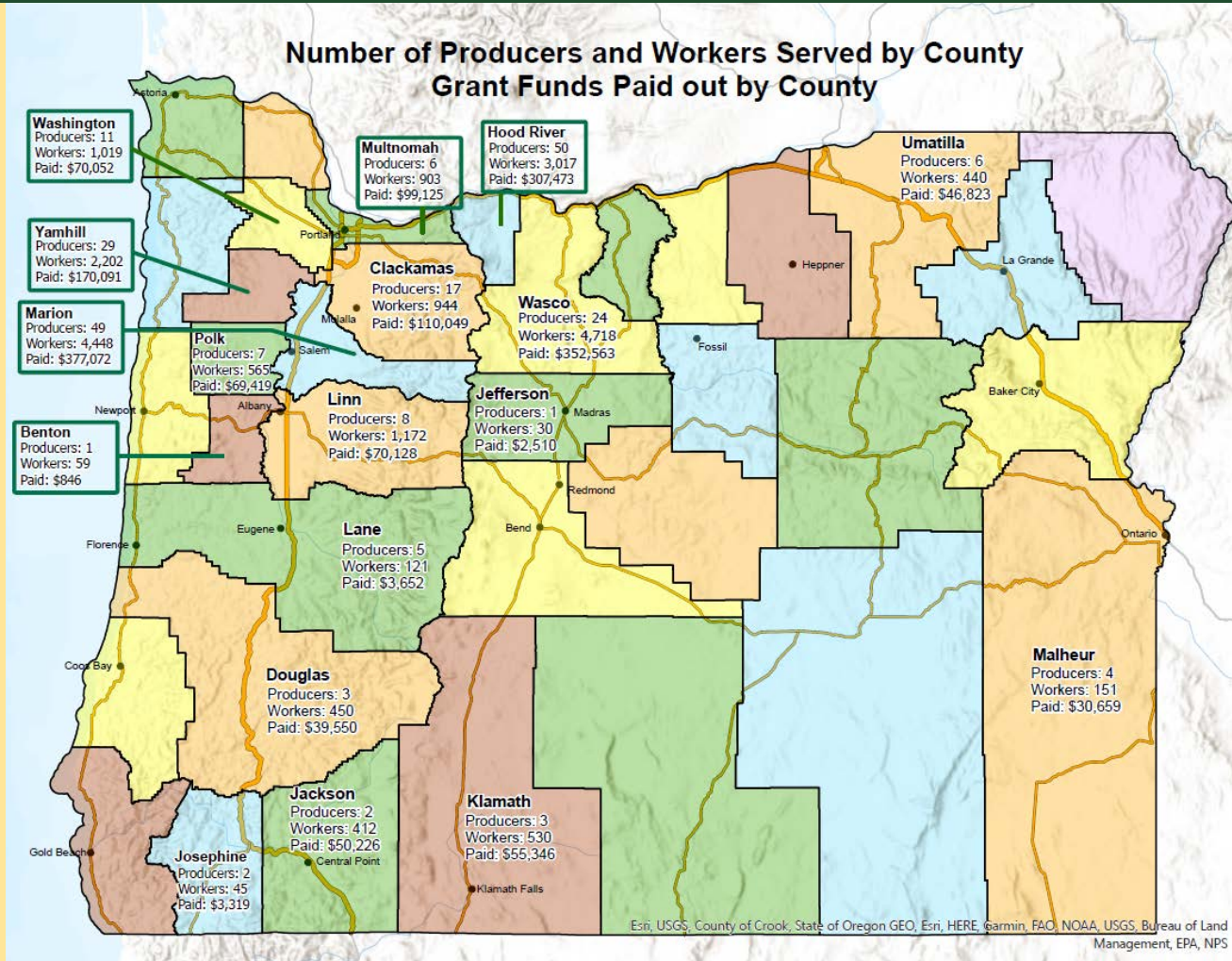
Hazelnuts, berries, mixed vegetables, grass seed

MALHEUR

Asparagus, sweet potatoes, onions, corn, beets

MARION

Berries, grapes, hazelnuts, hops, mixed vegetables, nursery stock



MULTNOMAH

Trees, shrubs, hemp, berries, mixed vegetables

POLK

Berries, grapes, grass seed, hazelnuts

UMATILLA

Apples, pears, grapes, nursery stock

WASCO

Cherries, pears

WASHINGTON

Berries, grapes, nursery stock, hazelnuts

YAMHILL

Grapes, hemp, berries, hazelnuts

Department and Program Reports

- **Board of Agriculture Biennial Report (if completed)**
 - » <https://oda.direct/BoardReport>
- **Pesticide Analytical and Response Center (PARC) Biennial Report (2017-2019)**
 - » <https://oda.direct/PARCRReport>
- **Plant Protection and Conservation Program Annual Report (2020)**
 - » <https://oda.direct/PlantAnnualReport>
- **Oregon Department of Agriculture E.O. 20-04 Climate Report**
 - » <https://oda.direct/ClimateReport>

Results of Audits



Audit Results

Internal Audit Function

In August 2018 the Secretary of State published an audit report on state agency internal audit functions. The report was issued to the Department of Administrative Services (DAS), but addressed and made recommendations which affect multiple state agencies including ODA. The purpose of the audit was to determine steps DAS should take to more effectively coordinate state internal audit functions, and to identify actions to increase the impact of internal audit functions.

The report contained 16 recommendations, including a recommendation to define the minimum amount of resources that would constitute an active internal audit function for an agency, whether staffed or contracted. The North Carolina Staffing Model was used in the report to determine the minimum recommended number of internal auditors for each agency based on appropriation, FTE, risk ranking, number of locations, and pass-thru funding. Using this methodology a minimum of one FTE was identified for ODA.

ODA's 2019-21 Agency Request Budget included Policy Package 110 requesting to establish a Chief Audit Executive position to be responsible for managing ODA internal audit activities. The Policy Package was not approved in the 2019-21 Legislatively Adopted Budget. ODA's 2021-23 Agency Request Budget includes Policy Package 140 to request to establish a Chief Audit Executive position.

ODA Risk Assessment

In July of 2020 the Secretary of State completed a risk assessment of ODA. The objective was to gain a general understanding of processes and controls and identify opportunities to improve state operations.

To meet this objective, they met virtually with ODA staff to: Gain an understanding of the department, its processes, and controls; Review applicable laws and regulations; and Identify key controls and processes and verify implementation.

Based on the review the Secretary of State's office did not identify any significant risks warranting further review. They did identify two opportunities for strengthening internal control processes and improving operations:

- They recommend ODA continue to pursue options for critical system hardware redundancy housed separately from its onsite datacenter, and
- They encourage ODA to continue working in the Hemp program to educate growers and develop more robust oversight in alignment with federal rules.

Measure 76 Funds

In December 2020 the Secretary of State published an audit report on multiple agencies' administration of Measure 76 Funds. Measure 76 designates 15% of Lottery revenues to the Parks and Natural Resources Fund for protection, repair, and operation of public parks and for the restoration and protection of native fish and wildlife, watersheds and water quality in Oregon. Six Oregon agencies receive money from the fund and were included in the audit. The fund is divided equally between the parks subaccount, which is allocated entirely to Oregon Parks and Recreation, and the natural resources subaccount, which is split among the remaining five agencies, including Agriculture. The Constitution further divides these subaccounts into separate portions for grants and operations.

The Oregon Constitution requires the Secretary of State Audits Division to regularly audit state agencies that receive moneys from the parks and natural resources fund. The intent of the audit was to address the financial integrity, compliance with applicable laws, efficiency and effectiveness of the use of the moneys. The audit found agencies receiving these funds have adequate processes and procedures in place to ensure the funds are achieving the stated constitutional purpose. As such, there were no recommendations.

Supervisory Span of Control Report



PROPOSED SUPERVISORY SPAN OF CONTROL REPORT

In accordance with the requirements of ORS 291.227, Oregon Department of Agriculture presents this report to the Joint Ways and Means Committee regarding the agency's Proposed Maximum Supervisory Ratio for the 2019-2021 biennium.

Supervisory Ratio for the last quarter of 2019-2021 biennium

The agency supervisory ratio as of 12/31/2020 as provided by DAS is 1:15 (The calculation includes reports from Workday that uses non-budgeted positions that may overstate the ratio as those positions need to be removed from the calculation as they are administrative in nature as set up by the system for use particularly for double filled seasonal type positions. See the actual calculation in the table below.

The Agency actual supervisory ratio is calculated using the following calculation.

$$\frac{49}{\text{(Total supervisors)}} = \frac{43}{\text{(Employee in a supervisory role)}} + \frac{7}{\text{(Vacancies that if filled would perform a supervisory role)}} - \frac{1}{\text{(Agency head)}}$$

$$\frac{464}{\text{(Total non-supervisors)}} = \frac{356}{\text{(Employee in a non-supervisory role)}} + \frac{108}{\text{(Vacancies that if filled would perform a non-supervisory role)}}$$

The agency has a current actual supervisory ratio of-

$$1: \frac{9.5}{\text{(Actual span of control)}} = \frac{464}{\text{(Total non-Supervisors)}} / \frac{49}{\text{(Total Supervisors)}}$$

The Oregon Department of Agriculture recommends of supervisory ratio of 1:9 to meet the on-going needs of the agency

Is safety of the public or of State employees a factor to be considered in determining the agency maximum supervisory ratio? Yes.

This factor is also addressed in the geographic location and complexity of agency duties sections below. This factor supports a lower span of control ratio.

The agency has a mission to ensure healthy natural resources, environment and economy for Oregonians now and in the future through inspection and certification, regulation, and promotion of agriculture and food.

As part of our mission, we manage programs in four policy areas that include approximately 38 different programs. The policy areas are complex and require expertise in each of the programs to successfully manage the day-to-day complexities.

The agency's program managers are "working managers." As an example, our Food Safety managers each have a field of expertise that is necessary to assist our regulated customers as well as our staff in making decisions that impact the safety of our food supply. Expertise in the dairy program, meat inspection, retail food, processing, shellfish and seafood exists with our managers. The managers not only act in supervisory role for our inspection staff but also manage their field of expertise for our agency and customers. The State Veterinarian has a relatively small staff of field veterinarians and lab staff but is responsible for statewide regulated animal disease control. This requires a narrower span of control in order to keep the expertise in our agency and our state and to provide training and consistent program implementation to our field staff as they do their work.

The agency has been a critical part of the states' response to the COVID pandemic and its role in the emergency response for the wildfires was as part of the activation of the State Emergency Coordination Center (ECC), where primary duties were for the states' essential function (ESF 17) for Animals and Shelters. Our work in our agency to create a "playbook" for food processing and farms has been critical to not only responding to outbreaks, but has been instrumental in keeping our states' food supply stable, while supporting our food and farm businesses in protecting their employees.

Is geographical location of the agency's employees a factor to be considered in determining the agency maximum supervisory ratio? Yes.

The agency has statewide responsibilities and has staff located all across the state. ODA operates offices in Portland, Salem, Central and Eastern Oregon. Additionally, many field staff work directly from their homes, resulting in ODA managers that supervise staff widely dispersed across broad areas of Oregon. ODA also has a diverse set of programs across the state, from Food Safety to Marketing to Brand Inspectors. Many of our managers are responsible for multiple programs and have statewide responsibilities. The statewide responsibility of our agency drives the ratio downward as staff supervision is not concentrated in one office or location.

Is the complexity of the agency's duties a factor to be considered in determining the agency's maximum supervisory ratio? Yes

The agency is responsible for a diverse set of programs and has primary responsibilities in 38 different programs, all unique in their complexity and are set in Oregon Revised Statutes in

more than 35 chapters. The programs range from Food Safety to Water Quality, to Hemp to Marketing and oversight of the state's Commodity Commissions. The expertise and management of these programs is a factor in determining our supervisory ratio. Unlike other agencies who may be more narrowly focused on their mission, the ODA and the diversity of Oregon Agriculture creates challenges and expectations that at times can be highly complex. Workloads are increasing due to the variety of our work, the businesses who rely on ODA for prompt service, and new work which has come to us (i.e. cannabis regulation). In order to meet the states' span of control objectives, the ODA tried to re-allocate some supervisory positions to lead positions and some supervisory positions were eliminated. In doing so, we created places in our agency where direct supervision was lacking, or managers were providing supervision and technical leadership to areas that they were unfamiliar with or lacked the technical knowledge to help staff navigate the complexity of the work.

Are there industry best practices and standards that should be a factor when determining the agency maximum supervisory ratio? No. This factor is not applicable to ODA

Is size and hours of operation of the agency a factor to be considered in determining the agency maximum supervisory ratio? Yes.

The ODA is considered a mid-size state agency and operates offices in Salem, Portland and has offices in Eastern Oregon. Like the agriculture industry some of ODA's work is not limited to regular hours of 8-5 Monday through Friday. Our inspection work can demand services on the weekend or after hours to accommodate the needs of our agricultural customers. During the harvest or shipping seasons this work can be very time sensitive and demanding. To meet this demand and maintain staffing that is adequate to meet the needs of our customers, managers will take on inspection roles to keep product moving and work is often after hours or on the weekend. This is especially true in our Shipping Point and Certification programs, and our Nursery and Christmas Tree programs.

Our work related to COVID has been seven days a week and is ongoing for the duration of the pandemic. This at times has required a "all in" approach as we work to mitigate the impact to our staff and Oregon's Agriculture sector.

Are there unique personnel needs of the agency, including the agency's use of volunteers or seasonal or temporary employees, or exercise of supervisory authority by agency supervisory employees over personnel who are not agency employees a factor to be considered in determining the agency maximum supervisory ratio? Yes.

ODA hires a significant seasonal workforce throughout the year. Some seasonal staff may only be needed for a few weeks a year, others are brought on for several months. In addition, we use inmate labor in our Shipping Point Inspection program and a contract service company when needed. Utilizing seasonal positions helps the agency control costs by only working employees when needed to meet workload and customer needs. There is a significant

management workload associated with hiring seasonal staff, training, providing orientation and scheduling. Managing a seasonal workforce, while also implementing program responsibilities requires more managers and include responsibilities that extend beyond a Monday through Friday full-time workforce.

Many of ODA's position are technical in nature and often times the program managers are the experts in their field for that particular subject. This technical expertise is the cornerstone of the agency's responsibilities and affects the management to staff ratio by utilizing those managers for more than just supervision.

ODA also provides oversight over approximately 180 commodity commissioners representing 22 of the States Commodity Commissions. The Director has the responsibility for the oversight of the commission by statute and the appointment or removal of commissioners.

Is the financial scope and responsibility of the agency a factor to be considered in determining the agency maximum supervisory ratio? Yes.

ODA is tasked with managing programs from a variety of funding sources. A majority of the agency's fiscal resources come from Other Funds through license fees and fee for service programs. The agency is one of the larger licensing agencies and annually processes 40,000 plus licenses. In addition, the agency receives Lottery Funds, General Fund and Federal Funds. The Federal Funds are primarily derived from Grant and Project work and are complex in their financial reporting requirements including program audits.

Based upon the described factors above the agency proposes a Maximum Supervisory Ratio of 1:9 Unions Requiring Notification: Service Employees International Union

Date unions notified on 02/22/2021.

Submitted by:

Lauren Henderson, Assistant Director

Oregon Department of Agriculture

Proposed Technology and Capital Construction Projects

Agency	Policy Group	IT Investment Name	Mandate	Project	Start Date	End Date	Total Cost
Agriculture	Natural Resources	MyLicense Application	ODA IT Steering Committee	Yes	2021-07-01	2022-12-31	\$ 461,028
Agriculture	Natural Resources	Center for Internet Security (CIS) Basic Six Implementation	Enterprise Information Services - Cyber Security Services	Yes	2022-01-01	2023-06-30	\$ 397,250
Agriculture	Natural Resources	CRM Process Analysis	ODA IT Steering Committee	Yes	2022-01-01	2023-06-30	\$ 146,582
Agriculture	Natural Resources	Market Access Certification	ODA IT Steering Committee	Yes	2022-01-01	2022-11-01	\$ 227,171

Previous Biennia GF Cost	Previous Biennia OF Cost	Previous Biennia LF Cost	Previous Biennia FF Cost	Current Biennium GF Cost	Current Biennium OF Cost	Current Biennium LF Cost	Current Biennium FF Cost
\$ -	\$ -	\$ -	\$ -	\$ -	\$ -	\$ -	\$ -

Future Biennia GF Cost	Future Biennia OF Cost	Future Biennia LF Cost	Future Biennia FF Cost	Policy Option Package Request	Short Description
\$ 92,206	\$ 368,822	\$ -	\$ -	No	This solution would allow licensing customers to apply and pay for new license applications online thru MyLicense.oda.state.or.us. This development effort is comprised of two parts, a website component which enhances Mylicense.oda.state.or.us and an internal component which enhances the capability of the License Search Module and the Accounting Module.
\$ 397,250				Yes	Chief Information Security Officer (CISO) has set a goal of 100% adoption of the CIS Controls Basic primary controls. While all the CIS Basic "Primary" controls are mandatory.
\$ 146,582				Yes	To succeed with a CRM implementation, a detailed roadmap that outlines business processes, milestones for configuration, security, points of implementation, data migration, training, and ongoing application maintenance additional IT resources are needed.
\$ 162,699	\$ 64,472			Yes	Market Access has seen major expansion for the certification program with the addition of new crops, more clients, and new certification scopes. There is no single database to house the audits performed-(Organic, GAP/GHP, HARMONIZED, HARMONIZED PLUS, MGAP, GlobalGAP, PrimusGFS, Sustainability, Identity preservation, LIVE, INSPIRE, SERF and PSI.

Program Prioritization for 2021-23

PROGRAM PRIORITIZATION FOR 2021-23

Agency Name: Oregon Department of Agriculture																					
2021-23 Biennium																					
Program/Division Priorities for 2021-23 Biennium																					
1	2	3	4	5	6	7	8	9	10	11	12	13	14	15	16	17	18	19	20	21	22
Priority (ranked with highest priority first)	Agency Initials	Program or Activity Initials	Program Unit/Activity Description	Identify Key Performance Measure(s)	Primary Purpose Program Activity Code	GF	LF	OF	NL-OF	FF	NL-FF	TOTAL FUNDS	Pos.	FTE	New or Enhanced Program (Y/N)	Included as Reduction Option (Y/N)	Legal Req. Code (C, D, FM, FO, S)	Legal Citation	Explain What is Mandatory (for C, FM, and FO Only)	Comments on Proposed Changes to CSL included in Agency Request	
Agcy	Prgm / Div																				
1	1	ODA	Food Safety and Animal Health	Food Safety Program/The Food Safety Inspection Program licenses, inspects, and tests all facets of the food distribution system, except restaurants, totaling nearly 8,500 establishments. Also, assists in education of food companies and the public about food quality and safety concerns.	603-1, 13	10	3,607,437	-	10,739,194	-	-	\$ 14,346,631	44	43.25	Y	N	FM, FO, S	ORS 603, 616, 619, 621, 632, 625, 628, 635	FM - Food & Drug Cosmetic Act FO - Contract Inspection on behalf of FDA - currently at 468/year	Pkg 084 - Continues General Fund and positions for initial implementation of state meat inspection program in HB 4206 (2020 1st Special Session). Pkg 210 - Requests reversal of General Fund to Other Fund shift that occurred in 2017-19. Pkg 220 - Requests an increase in Food Safety License Fees (Leg Concept 638). Pkg 240 - Requests General Fund and staffing for full establishment of State Meat Inspection program.	
2	2	ODA	Measurement Stds and Internal Svcs	Regulatory and ESC Lab/This laboratory provides analytical testing services for the department's food safety, pesticide enforcement, natural resource and fertilizer programs ensuring high standards of food safety and product integrity. The Export Service Center (ESC) enhances the department's marketing efforts by providing exporter certification of food and other import requirements for key foreign markets.	603-13	10	4,265,393	-	5,095,194	-	633,115	\$ 9,993,702	24	24.10	Y	N	FO, S	ORS 561, 576	FO - Food Emergency Response Network - Capability to perform proficiency testing and assist with food emergency assignments.	Pkg 230 - Placeholder for funding for agency Cannabis work.	
3	3	ODA	Food Safety and Animal Health	Animal Health/The Animal Health Program's primary activity is to prevent, control and eradicate livestock diseases harmful to humans and animals.	603-13	10	1,233,598	-	1,785,993	-	767,216	\$ 3,786,807	10	10.28	Y	N	FO, S	ORS 596, 599, 600, 601, 609, 619	FO - Animal disease surveillance and traceability efforts.	Pkg 270 - Requests a shift from Other Funds to General Fund to support the Animal Health Laboratory. Pkg 280 - Requests to continue limited duration position for Avian Influenza.	
4	1	ODA	Plant Protection & Conservation	Insect Pest Prevention and Management/This program includes exclusion, detection and eradication of harmful plant pests such as gypsy moth and Japanese beetle.	603-3, 4, 13	9	1,301,796	2,454,793	153,982	-	3,146,255	\$ 7,056,826	32	19.29	Y	Y	FO, S	ORS 570	FO - Participation in exclusion, detection, eradication of target harmful plant pests.	Pkg 310 - Requests funding and limited duration positions for continuation of Japanese Beetle eradication.	
5	1	ODA	Market Access & Certification	Ag Development and Marketing Projects/These activities support the department's mission to promote economic development in the agricultural industry. The program finds solutions and provides marketing opportunities for Oregon's food and agricultural industry both domestically and internationally.	603-7, 8, 9, 13	6	3,794,602	-	333,736	-	5,151,990	\$ 9,280,328	11	10.50	Y	N	S	ORS 576	-	Pkg 430 - Requests General Fund for regional and domestic market access activities and initiatives. Pkg 460 - Proposes to redistribute how the Market Access & Certification Program Area Director position is budgeted across programs within the policy area.	
6	2	ODA	Natural Resources and Pesticides	Natural Resources/This activity unit provides for the administration of all Natural Resource Division programs and activities.	603-10, 11, 12a, 12b, 12c, 13	9	1,601,152	-	177,143	-	16,938	\$ 1,795,233	6	5.00	N	N	S	561, 568, 468B	-	-	
7	3	ODA	Natural Resources and Pesticides	Agriculture Water Quality/Ag Water Quality program protects and improves water quality on agricultural lands through on-the-ground compliance work and partnerships.	603-12a, 12b, 12c, 13	9	3,563,846	2,609,414	331,348	-	-	\$ 6,504,608	19	19.00	Y	N	S	ORS 561, 568, 468B	-	Pkg 340 - Requests a position and funding for ag water quality improvements in strategic areas. Pkg 350 - Requests funding for contracted facilitation services in the lower Umatilla Basin Groundwater Management Area (GWMA) and to fund research on fertilizer use in the state's three GWMA's. Pkg 360 - Continues funding to work with farmers and partner agencies and organizations to improve water quality in Klamath Lake.	

Priority (ranked with highest priority first)	Agency Initials	Program or Activity Initials	Program Unit/Activity Description	Identify Key Performance Measure(s)	Primary Purpose Program- Activity Code	GF	LF	OF	NL- OF	FF	NL- FF	TOTAL FUNDS	Pos.	FTE	New or Enhanced Program (Y/N)	Included as Reduction Option (Y/N)	Legal Req. Code (C, D, FM, FO, S)	Legal Citation	Explain What is Mandatory (for C, FM, and FO Only)	Comments on Proposed Changes to CSL included in Agency Request
8	4	ODA	Natural Resources and Pesticides	Confined Animal Feeding Operations/CAFO program provides a mechanism to improve and assure Oregon's Water Quality, and ensure compliance with federal regulations.	603-10, 13	9	2,470,083	-	354,385	-	-	\$ 2,824,468	9	9.00	Y	N	FM, S	ORS 468B	FM - Adherence to federal regulations related to Confined Animal Feeding Operations (CAFOs).	Pkg 390 - Readjusts S&S budget in the CAFO program.
9	5	ODA	Natural Resources and Pesticides	Soil and Water Conservation Districts/Provides administrative oversight and operational review to Oregon's 45 Soil and Water Conservation Districts. SWCDs are important partners in implementing Oregon's agricultural water quality program and helping landowners meet agricultural water quality rules.	603-12a, 12b, 12c, 13	9	-	797,246	-	-	-	\$ 797,246	2	2.00	N	Y	S	ORS 561, 568	-	-
10	6	ODA	Natural Resources and Pesticides	Pesticides/The pesticides program administers state law regulating the distribution and use of pesticide products.	603-6, 13	10	-	-	7,946,349	-	1,371,790	\$ 9,318,139	27	27.37	Y	N	FM, S	ORS 634	FM - Adherence to Federal Insecticide, Fungicide and Rodenticide Act (FIFRA)	Pkg 320 - Requests continuation of an other funded position for worker protection standards. Pkg 330 - Establishes a new license type in the Pesticides Program (Leg Concept 633). Pkg 385 - Placeholder for funding for Cannabis related work.
11	7	ODA	Natural Resources and Pesticides	Pesticides Analytical Response Center/Provides an unbiased review of alleged pesticides poisonings in Oregon.	603-6, 13	10	-	-	863,129	-	-	\$ 863,129	1	1.00	N	Y	S	ORS 634	-	-
12	4	ODA	Food Safety and Animal Health	Shellfish/The shellfish program assures the safety of Oregon's commercial and recreational shellfish and compliance with the U.S. Food and Drug Administration's (FDA) standards for shipping shellfish interstate.	603-13	10	521,161	-	553,370	-	-	\$ 1,074,531	2	2.00	N	N	FO, S	ORS 622	FO - Adherence to FDA requirements for interstate shellfish compact. Interstate movement of shellfish.	-
13	2	ODA	Market Access & Certification	Plant Health/Plant Programs include the exclusion, detection and eradication of harmful plant diseases (eg, sudden oak death), seed field inspections, laboratory testing of seed, and fruit tree virus certification.	603-3, 13	9	-	-	2,359,247	-	1,452,362	\$ 3,811,609	13	12.60	N	N	FO, S	ORS 570	FO - Participation in exclusion, detection, eradication of target harmful plant diseases.	Pkg 460 - Proposes to redistribute how the Market Access & Certification Program Area Director position is budgeted across programs within the policy area.
14	8	ODA	Plant Protection & Conservation	Noxious Weed Control/This program's function is to protect Oregon's natural resources and agricultural economy from invasive noxious weeds through integrated control efforts. This includes early detection rapid response, biological control and providing technical assistance and grants to local land managers.	603-3, 4, 13	9	72,103	2,529,849	302,940	-	1,843,117	\$ 4,748,009	14	11.80	Y	Y	S	ORS 570	-	Pkg 375 - Requests an aquatic noxious weed specialist.
15	5	ODA	Food Safety and Animal Health	Feeds/The Feeds program provides commercial feed registration as well as a testing program to assure consumers that animal feed is safe and in compliance with state and federal regulation and laws.	603-13	3	-	-	424,781	-	-	\$ 424,781	1	1.00	N	N	FO, S	ORS 633	FO - Adherence to federal regulations for feed.	Pkg 260 - Requests an increase in Feed program fees (Leg Concept 651).
16	9	ODA	Natural Resources and Pesticides	Fertilizer/The fertilizer program regulates the composition, labeling, and marketing of fertilizer products.	603-13	3	-	-	1,707,313	-	-	\$ 1,707,313	4	4.63	Y	N	S	ORS 633	-	Pkg 365 - Requests a position to focus on improving soil health on Oregon's agricultural lands. Pkg 370 - Requests funding for gathering data on soil health information.
17	10	ODA	Plant Protection & Conservation	Nursery/The nursery program provides inspection and export certification services to Oregon's nursery industry; imported nursery stock is also inspected.	603-13	6	-	-	3,762,131	-	691,036	\$ 4,453,167	14	12.55	Y	Y	S	ORS 571	-	-
18	11	ODA	Plant Protection & Conservation	Christmas Tree/Plant Programs include inspection and export certification services to Oregon's Christmas tree industry.	603-13	6	-	-	624,283	-	-	\$ 624,283	-	1.98	Y	N	S	ORS 571	-	-

Priority (ranked with highest priority first)	Agency Initials	Program or Activity Initials	Program Unit/Activity Description	Identify Key Performance Measure(s)	Primary Purpose Program Activity Code	GF	LF	OF	NL- OF	FF	NL- FF	TOTAL FUNDS	Pos.	FTE	New or Enhanced Program (Y/N)	Included as Reduction Option (Y/N)	Legal Req. Code (C, D, FM, FO, S)	Legal Citation	Explain What is Mandatory (for C, FM, and FO Only)	Comments on Proposed Changes to CSL included in Agency Request
19	12	ODA	Plant Protection & Conservation	Nursery Research/This activity makes available nursery-related research grants from money collected through the nursery research assessment fund.	603-13	6	-	451,896	-	-	-	\$ 451,896	-	-	N	N	S	ORS 571	-	-
20	3	ODA	Market Access & Certification	Shipping Point Inspection/Provides inspection and certification to a wide range of fruit, vegetable and nut crops. Inspectors certify product for export and domestic markets. Includes the Food Safety Modernization Act (FSMA) Produce Safety program.	603-7, 13	6	-	11,805,490	-	-	-	\$ 11,805,490	98	50.18	Y	N	FO, S	ORS 632	FO - Adherence to federal programs for various certification and audit programs.	Pkg 450 - Requests to continue Federal Funds limitation and limited duration positions for FSMA outreach and education. Pkg 460 - Proposes to redistribute how the Market Access & Certification Program Area Director position is budgeted across programs within the policy area. 461 - Requests limitation related to deferred maintenance.
21	4	ODA	Market Access & Certification	Certifications/The certification and audit services program provides voluntary market access certification and validation for processes and attributes of fresh and processed agricultural products. Programs include: National Organic Program certification, Global Food Safety Initiative audits, USDA GAP/GHP Audit Verification Program, Maximum Residue Level Certification and other private and industry driven standards verification and third-party audit services.	603-7, 13	6	-	1,423,966	-	-	-	\$ 1,423,966	4	6.11	Y	N	FO, S	ORS 632	FO - Adherence to federal programs for various certification and audit programs.	Pkg 440 - Requests to ratify and administrative fee increase.
22	6	ODA	Food Safety and Animal Health	Livestock ID/The Livestock ID program is to ensure proper ownership of livestock through the brand recording and inspection program, enhance economic production of livestock.	603-13	6	-	3,553,896	-	-	-	\$ 3,553,896	60	13.54	N	N	S	ORS 577, 579, 603, 604, 607, 608, 601, 164, 167	-	Pkg 250 - Requests an increase in Brand inspection fees (Leg Concept 636).
23	7	ODA	Measurement Stds and Internal Svcs	Weights and Measures/The weights and measures program licenses, inspects, and certifies all commercially used weighing and measuring devices in Oregon and assures scales are used properly.	603-13	3	-	8,645,885	-	-	-	\$ 8,645,885	29	26.67	Y	Y	S	ORS 618	-	-
24	5	ODA	Market Access & Certification	Seed/ This program provides inspection and enforcement of regulations of the grass seed industry. It provides a fair and competitive market within the Oregon Seed industry. The activities of the program have been an integral part of developing Oregon's reputation as a high quality seed supplier.	603-13	6	-	945,842	-	-	-	\$ 945,842	3	2.98	N	Y	S	ORS 633	-	Pkg 460 - Proposes to redistribute how the Market Access & Certification Program Area Director position is budgeted across programs within the policy area.
25	6	ODA	Market Access & Certification	Hops/Hay/Grain - This activity provides inspection and certification for hops, hay, and grains.	603-13	6	-	893,824	-	-	-	\$ 893,824	1	2.30	N	Y	S	ORS 561, 571, 586, 632, 633	-	Pkg 460 - Proposes to redistribute how the Market Access & Certification Program Area Director position is budgeted across programs within the policy area.
26	13	ODA	Plant Protection & Conservation	Hemp Program/This activity provides inspection and certification for industrial hemp.	603-13	6	-	566,993	-	-	-	\$ 566,993	2	2.00	Y	Y	S	ORS 571	-	Pkg 395 - Requests positions and limitation in the Hemp program.
27	7	ODA	Market Access & Certification	Commodity Commission Oversight/This activity provides the administrative oversight of Oregon's agricultural commodity commissions.	603-11, 13	4	-	766,128	-	-	-	\$ 766,128	1	1.50	N	Y	S	ORS 576, 577, 578	-	-
28	8	ODA	Market Access & Certification	Smoke Management/The program minimizes the impacts on Oregonians through control of agricultural field burning activities.	603-2, 13	10	-	1,094,350	-	-	-	\$ 1,094,350	1	0.73	N	Y	S	ORS 468B	-	Pkg 460 - Proposes to redistribute how the Market Access & Certification Program Area Director position is budgeted across programs within the policy area.
29	8	ODA	Food Safety and Animal Health	Motor Fuel Quality/The program inspects motor fuels to ensure that fuels meet national standards for quality and grade.	603-2, 13	3	-	689,198	-	-	-	\$ 689,198	-	2.23	N	Y	S	ORS 618	-	-
30	14	ODA	Plant Protection & Conservation	Plant Conservation Biology/This program focuses on protection of threatened and endangered native plants.	603-5, 13	9	-	222,302	-	900,093	-	\$ 1,122,395	3	2.50	N	Y	S	ORS 564	-	Pkg 380 - Restores General Fund support for a portion of a position in the Native Plant Conservation program.

Priority (ranked with highest priority first)	Agency Initials	Program or Activity Initials	Program Unit/Activity Description	Identify Key Performance Measure(s)	Primary Purpose Program- Activity Code	GF	LF	OF	NL- OF	FF	NL- FF	TOTAL FUNDS	Pos.	FTE	New or Enhance d Program (Y/N)	Included as Reduction Option (Y/N)	Legal Req. Code (C, D, FM, FO, S)	Legal Citation	Explain What is Mandatory (for C, FM, and FO Only)	Comments on Proposed Changes to CSL included in Agency Request
31	1	ODA	Farm Mediation	Farm Mediation/The activities include offering a voluntary and confidential process with trained, professional mediators to assist growers and members of the public in resolving private-party conflicts or issues related to agriculture. Examples include: boundary disputes, contract disputes, Ag. labor/wage concerns, price negotiations etc.	603-13	4	102,740		364,579	-	-	\$ 467,318	1	1.00	N	Y	S	ORS 576	-	-
32	9	ODA	Food Safety and Animal Health	Predator Control/This program is a cooperative activity with USDA Wildlife Services and Oregon counties. It Functions to reduce losses to agricultural producers by predatory animals.	603-13	9	502,559			-	-	\$ 502,559	-	-	N	Y	S	ORS 610	-	-
33	2	ODA	Wolf Financial Asst & Grants	Wolf Financial Assistance & Grants/Provides block grants to assist counties in implementing county wolf depredation compensation programs.	603-13	6	227,906			-	196,471	\$ 424,377	-	-	N	Y	FO, S	ORS 610	FO - Distribute direct compensation for losses and/or prevention. Reporting to Federal Gov regarding program activities.	-
34	15	ODA	Plant Protection & Conservation	Invasive Species Council/The purpose of the Oregon Invasive Species Council (OISC) shall be to conduct a coordinated and comprehensive effort to keep invasive species out of Oregon and to eliminate, reduce, or mitigate the impacts of invasive species already established in Oregon.	603-3,4,13	9		163,679	182,498	-	494,447	\$ 840,624	-	-	Y	Y	S	ORS 570	-	-
35	16	ODA	Natural Resources and Pesticides	Pesticide Stewardship Partnership/Identifies potential concerns and improves water quality affected by pesticide use around Oregon.	603-12a, 12b, 12c, 13	9	1,120,680		1,120,680	-	-	\$ 2,241,360	1	1.00	Y	Y	-	ORS 561, 568, 634	-	-
36	17	ODA	Plant Protection & Conservation	Apiary/Responsible for state's apiary registration program. Note: Program does not have expenditure limitation, revenue only for pass thru of apiary registration fees.	603-13	6				-	-	\$ -	-	-	N	N	S	ORS 602	-	-
37	9	ODA	Market Access & Certification	General Inspectors/Pool of general inspectors who can assist multiple programs peak activities, share resources across the state and improve recruitment and retention strategies.	603-13	6				-	-	\$ -	-	-	Y	N	-	Various	-	Pkg 410 - Requests to establish new positions for cross utilization of agency staff across multiple program areas.
N/A	N/A	ODA	Admin and Support Services	Administration/This program unit provides administrative support services to department programs including leadership, policy development, interagency coordination, collaboration with agricultural industries, information systems, accounting, payroll, budgeting, procurement, human resources, public affairs, and staff support for Board of Agriculture. Administration also includes Cannabis Policy Coordinator.	603-13	4	2,195,699		10,920,223	-	-	\$ 13,115,922	38	38.00	Y	N	-	ORS 561	-	Pkg 110 - Requests an Emergency Manager Coordinator position. Pkg 120 - Requests positions for Information Technology and Security. Pkg 130 - Requests an Agency Equity Officer. Pkg 140 - Requests an internal audite position. Pkg 461 - Requests limitation relate to deferred maintenance.
						26,580,755	8,554,981	81,162,267	-	16,664,830	-	\$ 132,062,833	484	368.00						

7. Primary Purpose Program/Activity Exists

- 1 Civil Justice
- 2 Community Development
- 3 Consumer Protection
- 4 Administrative Function
- 5 Criminal Justice
- 6 Economic Development
- 7 Education & Skill Development
- 8 Emergency Services
- 9 Environmental Protection
- 10 Public Health
- 11 Recreation, Heritage, or Cultural
- 12 Social Support

19. Legal Requirement Code

- C Constitutional
- D Debt Service
- FM Federal - Mandatory
- FO Federal - Optional (once you choose to participate, certain requirements exist)
- S Statutory

Prioritize each program activity for the Agency as a whole

Priority (ranked with highest priority first)	Agency Initials	Program or Activity Initials	Program Unit/Activity Description	Identify Key Performance Measure(s)	Primary Purpose Program-Activity Code	GF	LF	OF	NL-OF	FF	NL-FF	TOTAL FUNDS	Pos.	FTE	New or Enhanced Program (Y/N)	Included as Reduction Option (Y/N)	Legal Req. Code (C, D, FM, FO, S)	Legal Citation	Explain What is Mandatory (for C, FM, and FO Only)	Comments on Proposed Changes to CSL included in Agency Request
Agcy	Prgm	Div																		

Document criteria used to prioritize activities:

Programs are prioritized based on the following principles: impacts on public health, potential economic development, environmental protections, agency's core mission, and other ways of meeting the requirements of the agency.

Source: 2021-23 Governor's Budget, Current Service Level

Other Funds Ending Balance Form


UPDATED OTHER FUNDS ENDING BALANCES FOR THE 2019-21 & 2021-23 BIENNIA

Agency: Oregon Dept. of Agriculture
 Contact Person (Name & Phone #): Lauren Henderson - 503-986-4588

(a)	(b)	(c)	(d)	(e)	(f)	(g)	(h)	(i)	(j)
									Comments
									(1) All agency Other Funded programs manage expenditures to available cash. ORBITS 2019-21 assumption of all limitation being spent is driving lower ending balances in LAB compared to current estimates. (2) 19-21 Leg Approved (f) thru August 2020 Special Session. (3) Many of the department's fees are received annually. Please refer to color coded legend. (4) 21-23 Estimates (i) assume 100% of OF limitation is spent as recommended in the Governor's Budget. All agency Other Funded programs manage expenditures to available cash.
Other Fund Type	Program Area (SCR)	Treasury Fund #/Name	Category/Description	Constitutional and/or Statutory reference	2019-21 Ending Balance		2021-23 Ending Balance		Comments
					In LAB	Revised	In CSL	Revised at GB	
Limited	Admin and Support Services 010-01-00-00000	0485/ Agriculture Interest Earning	Operations	ORS 561.144	1,765,238	2,605,487	1,998,127	2,711,130	SB5723 (2nd Spec Session 2020) included multiple fund shifts that will impact the fund balance. The ODA indirect rate recovered from programs is adjusted every biennia to manage beginning and ending balances.
Limited	Cannabis	0485/ Agriculture Interest Earning	Operations	ORS 561.144	26,900	25,967	12,402	45,072	Funded by a transfer from OLCC.
Limited	Farm Mediation 010-07-00-00000	0401/ Agriculture Non-Interest Earning	Operations	ORS 36.252, 36.254, 36.268, 36.280	(366,759)	1	(364,577)	(350,696)	See comment (1) & (4).
Limited	Food Safety 030-01-10-00000	0485/ Agriculture Interest Earning	Operations	ORS 561.144, 603,616,619,621,625, 628,632,635	3,981,857	3,811,189	2,898,158	1,390,067	Majority of fees received on an annual basis. Fee/Funding Change recommended in 21-23 GB Budget pending consensus.
Limited	Shellfish 030-01-20-00000	0485/ Agriculture Interest Earning, 0401/ Agriculture Non-Interest Earning	Operations	ORS 622.090	80,820	197,953	103,544	38,498	Program expenditures dependent upon environmental factors (i.e., meeting FDA regulations and shellfish closures). SB5723 (2nd Spec Session 2020) included a fund shift that will impact the fund balance.
Limited	Weights and Measures 030-02-10-00000	0485/ Agriculture Interest Earning	Operations	ORS 561.144, 618.136	2,635,186	2,487,365	1,625,648	1,271,311	Majority of fees received on an annual basis. Fee increase implemented 07/01/19.
Limited	Motor Fuel Quality 030-02-20-00000	0485/ Agriculture Interest Earning	Operations	ORS 646.959, 646.961	251,637	106,993	169,061	927	Majority of fees received on an annual basis. Fee increase implemented 07/01/19.
Limited	Laboratory Services 030-02-30-00000	0401/ Agriculture Non-Interest Earning	Operations	ORS 561.240, 561.144	(2,256,482)	(1,005,867)	(2,944,523)	(2,122,808)	See comment (1) & (4). For the lab they will reutilize GF and recover from programs infrastructure and related costs to sampling and in reality depending on workload will not utilize all OF limitation that is driving this negative balance.
Limited	Animal Health 030-01-30-00000	0485/ Agriculture Interest Earning, 0401/ Agriculture Non-Interest	Operations	ORS 561.144, 596.030, 596.311, 601.040, 609.335	776,369	367,348	365,983	336,731	Majority of fees received on an annual basis.
Limited	Livestock 030-01-50-00000	0485/ Agriculture Interest Earning	Operations	ORS 561.144, 604.066	1,375,287	427,864	804,729	150,759	Majority of fees received on an annual basis. Fee/Funding Change recommended in 21-23 GB Budget pending consensus.
Limited	Feeds 030-01-40-00000	0485/ Agriculture Interest Earning	Operations	ORS 561.144, 633.089	62,139	31,424	16,728	(94,526)	See comment (1) & (4). Majority of fees received on an annual basis. Fee/Funding Change recommended in 21-23 GB Budget pending consensus.
Limited	Soil and Water Cons Districts 040-01-10-00000	0401/ Agriculture Non-Interest Earning	Operations	ORS 561.401	(22,776)	(22,786)	(22,776)	(22,786)	

Limited	Ag Water Quality (SB1010) 040-01-20-00000	Earning, 0401/ Agriculture Non-Interest Earning	Operations	ORS 558.140	(315,836)	193,765	(357,146)	42,398	See comment (1). Program has minimal Other Funds expenditures.
Limited	Confined Animal Feeding Op. 040-01-30-00000	0485/ Agriculture Interest Earning, 0401/ Agriculture Non-Interest Earning	Operations	ORS 561.144, 468B.215, 468B.230	(37,640)	400,057	62,939	654,772	Majority of fees received on an annual basis. Fee Increase 07/01/20.
Limited	Smoke Management 040-01-40-00000/ 050-01-65-00000	Earning, 0401/ Agriculture Non-Interest Earning	Operations	ORS 468A.615	(156,080)	489,403	(265,837)	(105,416)	See comment (1) & (4). Majority of fees received on an annual basis.
Limited	Natural Resources 040-01-50-00000	Earning, 0401/ Agriculture Non-Interest Earning	Operations	ORS 561.144, 561.401 622.300	(403,508)	(315,290)	(424,105)	(498,939)	See comment (1) & (4).
Limited	Christmas Tree 040-02-10-00000	0485/ Agriculture Interest Earning, 0401/ Agriculture Non-Interest Earning	Operations	ORS 561.144, 571.580	(166,999)	282,866	(248,791)	(163,110)	See comment (1) & (4). Majority of fees received on an annual basis. Note that there were less inspections requested during the 2019 season than anticipated which reduced expenditures.
Limited	Weed Control 040-02-20-00000	0401/ Agriculture Non-Interest Earning	Operations	ORS 561.240	(255,508)	(39,841)	(323,876)	(877,227)	See comment (1) & (4).
Limited	Nursery Section 040-02-30-00000	0485/ Agriculture Interest Earning	Operations	ORS 561.144, 571.230	2,380,717	2,403,808	1,959,145	2,127,155	Majority of fees received on an annual basis. Reduction options for 2021-23 include a fund shift onto Other Funds in this program.
Limited	Nursery Research 040-02-40-00000	0485/ Agriculture Interest Earning	Operations	ORS 571.059	464,666	240,258	443,457	236,427	Majority of fees received on an annual basis. Expenditures dependent upon research grant requests.
Limited	Insect Pest Prevention & Mgmt 040-02-50-00000	Earning, 0401/ Agriculture Non-Interest Earning	Operations	ORS 561.144, 632.940	(158,646)	55,464	(180,169)	73,111	See comment (1).
Limited	Invasive Species Council 040-02-60-00000	0401/ Agriculture Non-Interest Earning	Operations	ORS 571.370	(267,672)	(40,210)	(282,624)	(228,432)	Council will not spend limitation unless revenue is brought in to cover expenditures. Revenue generated from grants and donations, project specific work.
Limited	Biology 040-02-70-00000	0401/ Agriculture Non-Interest Earning	Operations	ORS 564.105	(92,151)	(314,083)	(97,806)	(549,055)	Program relies on Federal and Other Funds grants.
Limited	Pesticides 040-01-60-00000	0485/ Agriculture Interest Earning	Operations	ORS 561.144, 634.326	7,212,217	6,971,768	6,249,334	6,427,032	Includes Pesticide Stewardship Monitoring Partnership Program, Minor Crops Research, and 211 Hotline. Majority of fees received on an annual basis. 21-23 Reduction option includes a fund shift onto Other Funds in this program. Program fees support Pesticide Analytical Response Center listed below.
Limited	Fertilizers 040-01-70-00000	0485/ Agriculture Interest Earning	Operations	ORS 561.144, 633.089	2,515,898	1,991,395	2,389,499	1,601,876	See comment (1). Majority of fees received on an annual basis.
Limited	Pesticide Analytical Resp Ctr 040-01-90-00000	0485/ Agriculture Interest Earning	Operations	ORS 561.144, 634.326	(1,753,602)	(1,591,963)	(1,875,259)	(2,099,930)	The program is supported by Pesticide Product Registration Fees and there is currently a sufficient cash balance to continue to fund program activities. Roughly \$1.4 Million of the negative ending balance is driven by inconsistent revenue transfers from the Pesticide Program Revenue to match PARC related expenditures. Monthly transfers have been set up in the program to reconcile the negative numbers. 1 position/ 1.00 FTE is budgeted but additional staff charge time to support program activities. Also Special Payments are made to Oregon State Health.
Limited	Apiary 040-02-80-00000	0485/ Agriculture Interest Earning	Operations	ORS 602.180	89,419	346	89,419	83,647	Program costs consist of Special Payments to Oregon State University (OSU) related to pollinator health. New DCR for 19-21 Biennium. Majority of fees received on an annual basis. Anticipating additional expenditures in current biennium as staff are shifted from programs supported by M76 funds to help cover workload in Hemp program. SB5723 (2nd Spec Session 2020) included multiple fund shifts that will impact the fund balance. 2021-23 reduction options include additional fund shifts.
Limited	Hemp 040-02-90-00000	1823/ The Industrial Hemp Fund- Interest Earning	Operations	ORS 571.305	3,231,668	3,224,716	4,737,926	4,303,165	
Limited	Shipping Point 050-01-10-00000	0485/ Agriculture Interest Earning	Operations	ORS 561.144, 632.940	1,831,840	3,768,634	727,015	2,423,776	

Limited	Seed 050-01-20-00000	Eaming, 0401/ Agriculture Non-Interest Eaming	Operations	ORS 561.144, 633.680, 633.700, 633.720, 633.750	352,294	595,390	328,309	710,112	
Limited	Hops/Hay/Grain 050-01-30-00000	0485/ Agriculture Interest Eaming	Operations	ORS 561.144, 586.270, 586.710, 632.940	911,463	1,387,707	785,056	1,603,782	SB5723 (2nd Spec Session 2020) included a reduction to the Ag Development program which shifted partial support of a position to Other Funds in this program.
Limited	Produce 050-01-40-00000	0485/ Agriculture Interest Eaming	Operations	ORS 561.144	67,825	68,475	67,825	71,166	
Limited	Plant Health 050-01-50-00000	0485/ Agriculture Interest Eaming	Operations	ORS 561.144, 561.240, 633.620, 633.750	2,368,463	2,074,787	2,029,248	1,602,205	
Limited	Certifications 050-01-60-00000	0485/ Agriculture Interest Eaming	Operations	ORS 561.144, 632.940.	(413,883)	(252,595)	(379,127)	(673,990)	Fee Change recommended in 21-23 GB Budget. SB5723 (2nd Spec Session 2020) included a fund shift of a portion of a position in Ag Development onto Other Funds in Certifications.
Limited	Ag Development 050-01-70-00000	0401/ Agriculture Non- Interest Eaming	Operations	ORS 576	(103,689)	78,541	(278,615)	(245,746)	See comment (1) & (4). SB5723 (2nd Spec Session 2020) included a fund shift of a portion of a position onto Other Funds in Ag Development for administration of Farm to School Grants.
Limited	Commodity Commission Oversight 050-01-80-00000	0401/ Agriculture Non- Interest Eaming	Operations	ORS 561.144, 576.304, 576.325	(447,723)	(158,499)	(520,064)	(395,014)	Program operates on a cost recovery basis. Assessments are collected in November for the prior year. Timing of assessments will offset any negative projection.



Objective: Provide updated Other Funds ending balance information for potential use in the development of the 2021-23 legislatively adopted budget.

Instructions:

- Column (a): Select one of the following: Limited, Nonlimited, Capital Improvement, Capital Construction, Debt Service, or Debt Service Nonlimited.
- Column (b): Select the appropriate Summary Cross Reference number and name from those included in the 2019-21 Legislatively Approved Budget. If this changed from previous structures, please note the change in Comments (Column (j)).
- Column (c): Select the appropriate, statutorily established Treasury Fund name and account number where fund balance resides. If the official fund or account name is different than the commonly used reference, please include the working title of the fund or account in Column (j).
- Column (d): Select one of the following: Operations, Trust Fund, Grant Fund, Investment Pool, Loan Program, or Other. If "Other", please specify. If "Operations", in Comments (Column (j)), specify the number of months the reserve covers, the methodology used to determine the reserve amount, and the minimum need for cash flow purposes.
- Column (e): List the Constitutional, Federal, or Statutory references that establishes or limits the use of the funds.
- Columns (f) and (h): Use the appropriate, audited amount from the 2019-21 Legislatively Approved Budget and the 2019-21 Current Service Level at the Agency Request Budget level.
- Columns (g) and (i): Provide updated ending balances based on revised expenditure patterns or revenue trends. Do not include adjustments for reduction options that have been submitted unless the options have already been implemented as part of the 2019-21 General Fund approved budget or otherwise incorporated in the 2019-21 LAB. The revised column (i) can be used for the balances included in the Governor's budget if available at the time of submittal. Provide a description of revisions in Comments (Column (j)).
- Column (j): **Please note any reasons for significant changes in balances previously reported during the 2019 session.**

Additional Materials: If the revised ending balances (Columns (g) or (i)) reflect a variance greater than 5% or \$50,000 from the amounts included in the LAB (Columns (f) or (h)), attach supporting memo or spreadsheet to detail the revised forecast.