

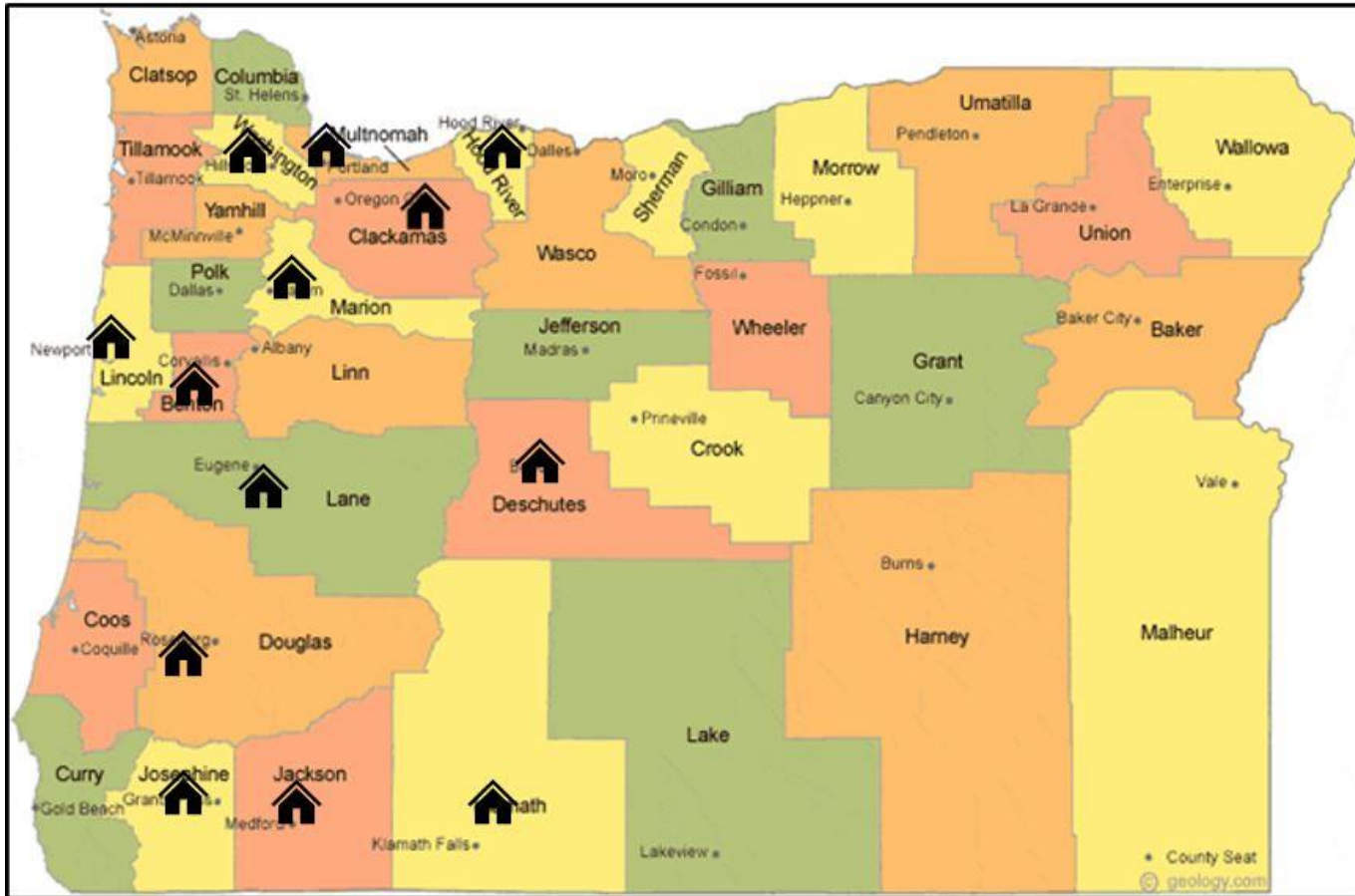


Sheltering Metrics

House Special Committee on Wildfire Recovery
March 29, 2021

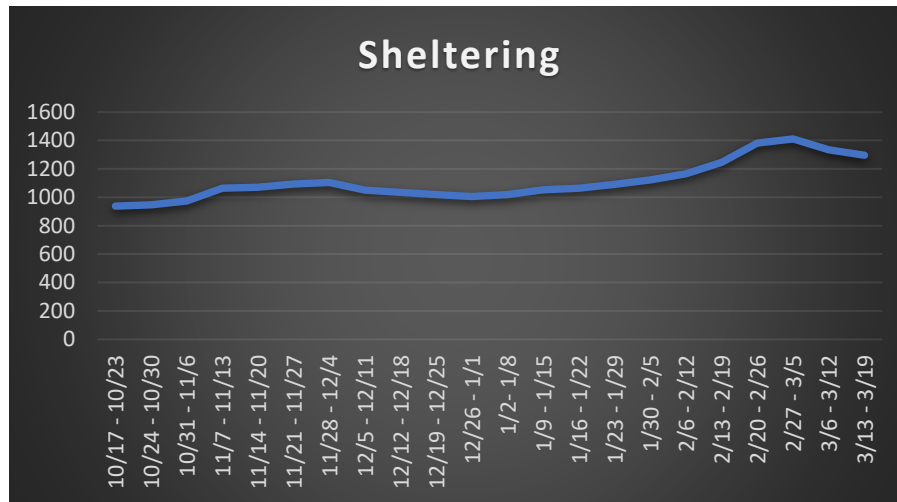
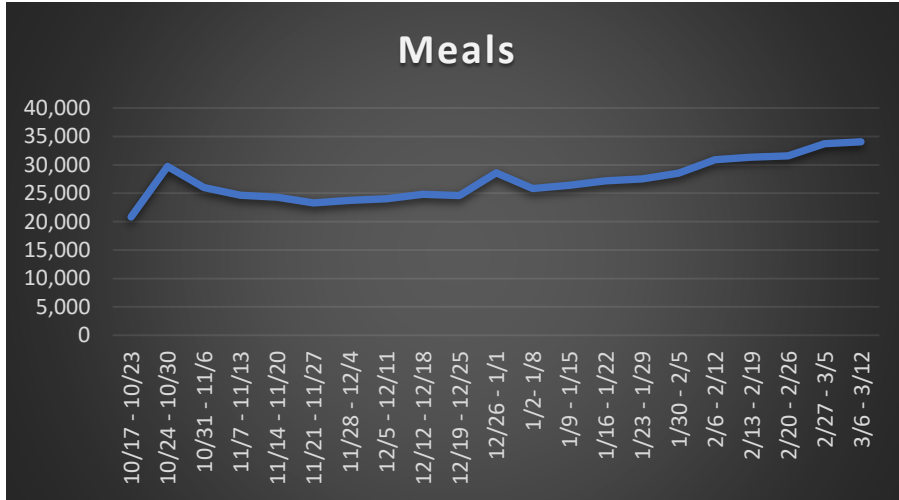
Ed Flick, Emergency Management Director

State Sheltering Snapshot



Daily (3/25/21) Sheltering Totals			
County	# Hotels	# Rooms	# People
Baker	0	0	0
Benton	2	4	6
Clackamas	1	1	1
Curry	0	0	0
Deschutes	3	8	13
Douglas	3	15	24
Hood River	1	1	1
Jackson	21	421	775
Josephine	1	1	1
Klamath	1	10	12
Lane	11	98	174
Lincoln	7	92	166
Marion	5	58	96
Multnomah	1	9	18
Washington	1	1	1
Total	58	719	1,288

State Feeding & Sheltering Trends



Weekly Progression		
Week	Meals	Sheltering
10/17 - 10/23	20,806	938
10/24 - 10/30	29,715	947
10/31 - 11/6	25,993	973
11/7 - 11/13	24,671	1,065
11/14 - 11/20	24,346	1,071
11/21 - 11/27	23,298	1,093
11/28 - 12/4	23,759	1,104
12/5 - 12/11	24,043	1,050
12/12 - 12/18	24,807	1,035
12/19 - 12/25	24,616	1,019
12/26 - 1/1	28,598	1,006
1/2 - 1/8	25,830	1,019
1/9 - 1/15	26,415	1,053
1/16 - 1/22	27,170	1,064
1/23 - 1/29	27,535	1,092
1/30 - 2/5	28,519	1,123
2/6 - 2/12	30,931	1,166
2/13 - 2/19	31,337	1,246
2/20 - 2/26	31,606	1,382
2/27 - 3/5	33,703	1,411
3/6 - 3/12	34,067	1,335
3/13 - 3/19	TBD	1,297
3/20 - 3/26	TBD	TBD
Total	571,765	1,113 (AVE)

Thank You
