

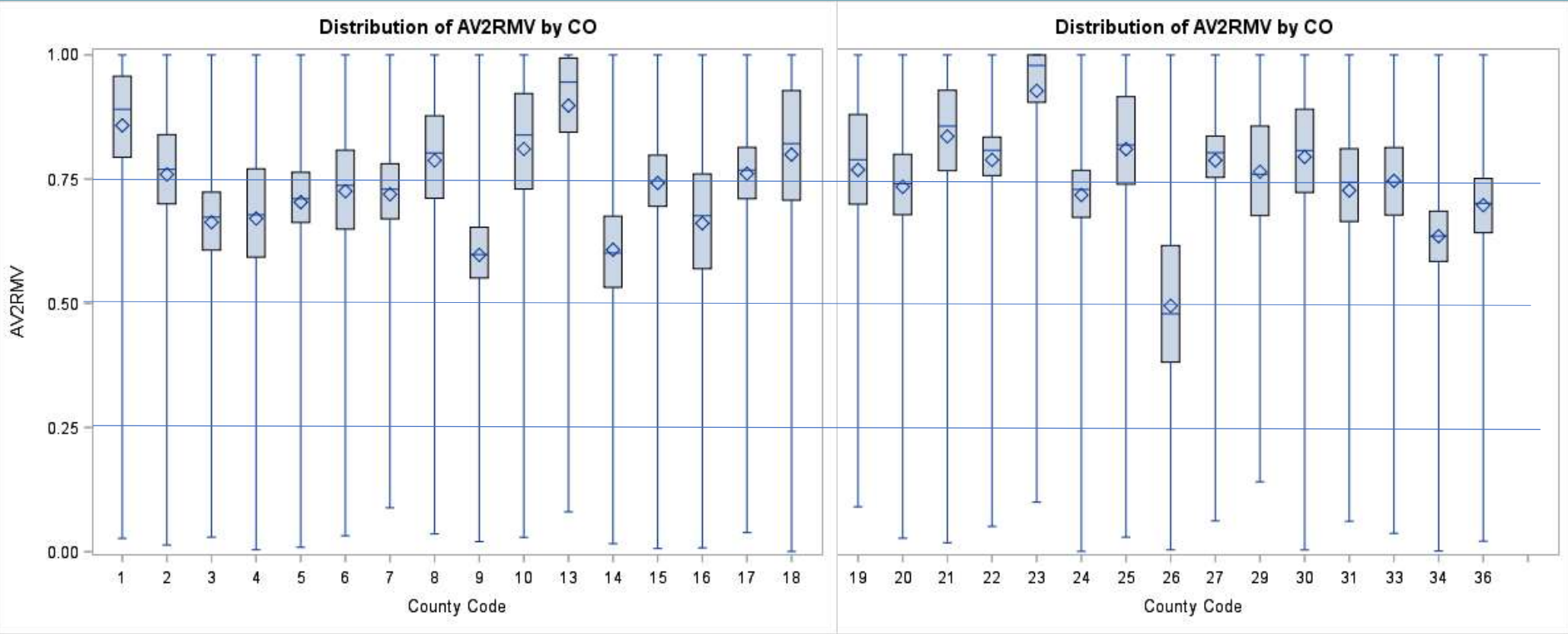
Changed Property Ratio in Oregon



House Committee on Revenue

State of Oregon
Legislative Revenue Office

3/1/2021



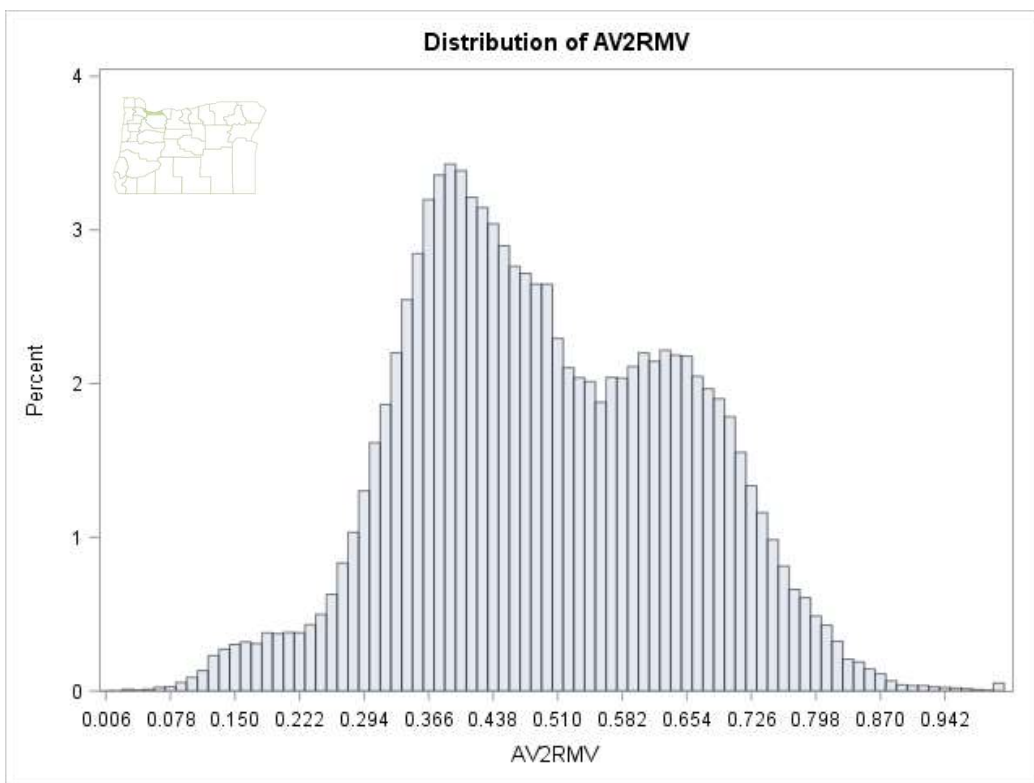
- | | | | |
|--------------|---------------|--------------|---------------|
| 01 BAKER | 09 DESCHUTES | 19 LAKE | 27 POLK |
| 02 BENTON | 10 DOUGLAS | 20 LANE | 29 TILLAMOOK |
| 03 CLACKAMAS | 13 HARNEY | 21 LINCOLN | 30 UMATILLA |
| 04 CLATSOP | 14 HOOD RIVER | 22 LINN | 31 UNION |
| 05 COLUMBIA | 15 JACKSON | 23 MALHEUR | 33 WASCO |
| 06 COOS | 16 JEFFERSON | 24 MARION | 34 WASHINGTON |
| 07 CROOK | 17 JOSEPHINE | 25 MORROW | 36 YAMHILL |
| 08 CURRY | 18 KLAMATH | 26 MULTNOMAH | |

3/1/2021





Multnomah County



RMV	ratio	tax	AV	taxes
\$500,000	0.6	0.022	300000	\$6,600
\$500,000	0.5	0.022	250000	\$5,500
\$500,000	0.4	0.022	200000	\$4,400
\$500,000	0.6	0.017	300000	\$5,100
\$500,000	0.5	0.017	250000	\$4,250
\$500,000	0.4	0.017	200000	\$3,400

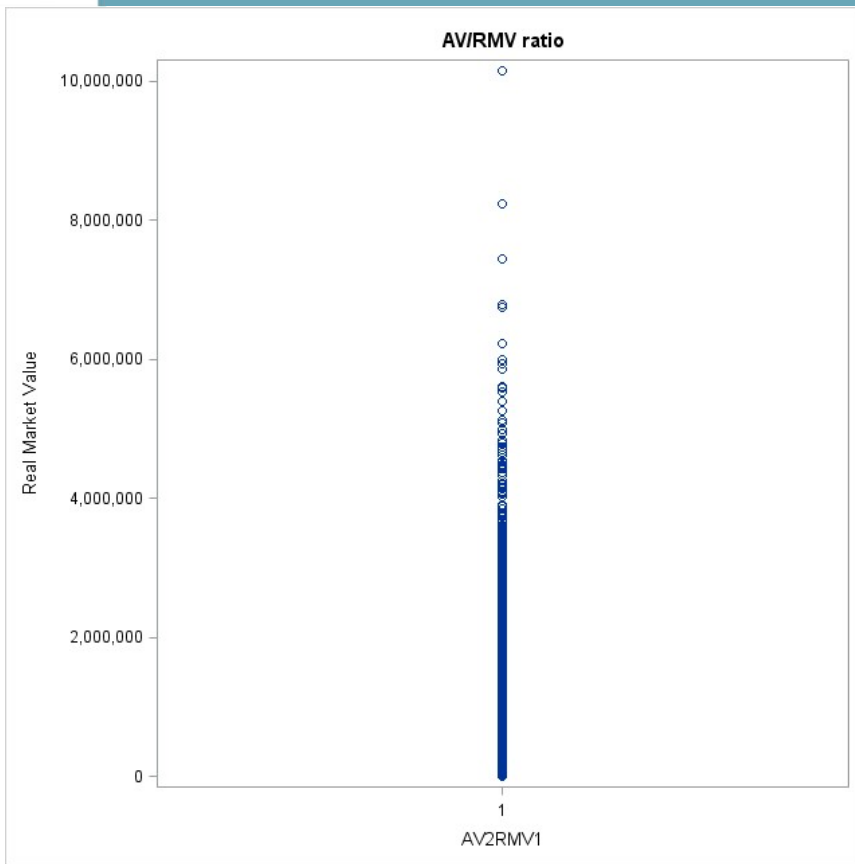
3/1/2021

2017-18 Multnomah County

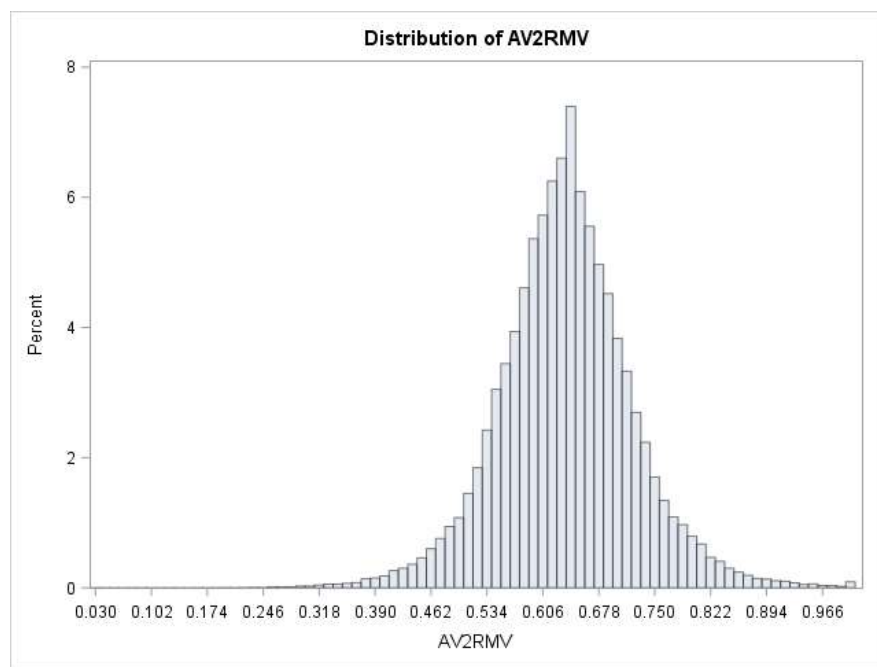




Implications of the AV / RMV ratio



3/1/2021



Washington Co 2017-18





For More Information

- ▶ Legislative Revenue Office
- ▶ 900 Court St. NE, Room 160
 - ▶ Salem, OR 97301
 - ▶ 503-986-1266
- ▶ <https://www.oregonlegislature.gov/lro>

