

Oregon Criminal Justice Commission

*Joint Ways and Means Public Safety Subcommittee
2021-2023 Agency Budget Presentation*



Ken Sanchagrin
Executive Director

27 January 2021

Agency Overview

Mission Statement

To improve the legitimacy, efficiency, and effectiveness of state and local criminal justice systems.

Primary Duty of the Commission

To develop and maintain a state criminal justice policy and comprehensive long-range plan for a coordinated state criminal justice system that encompasses public safety, offender accountability, crime reduction and prevention, and offender treatment and rehabilitation. *ORS 137.656*

Agency Overview

THE COMMISSION



Robert Ball, Chair
CEO Robert Ball Companies



Jessica Beach
Director, Yamhill County
Department of Community Justice



Rob Bovett
Legal Counsel, Association of
Oregon Counties



Wally Hicks
Legal Counsel, Josephine County



Jessica Kampfe
Public Defender, Marion County



Sebastian Tapia
Associate Counsel, Lane County



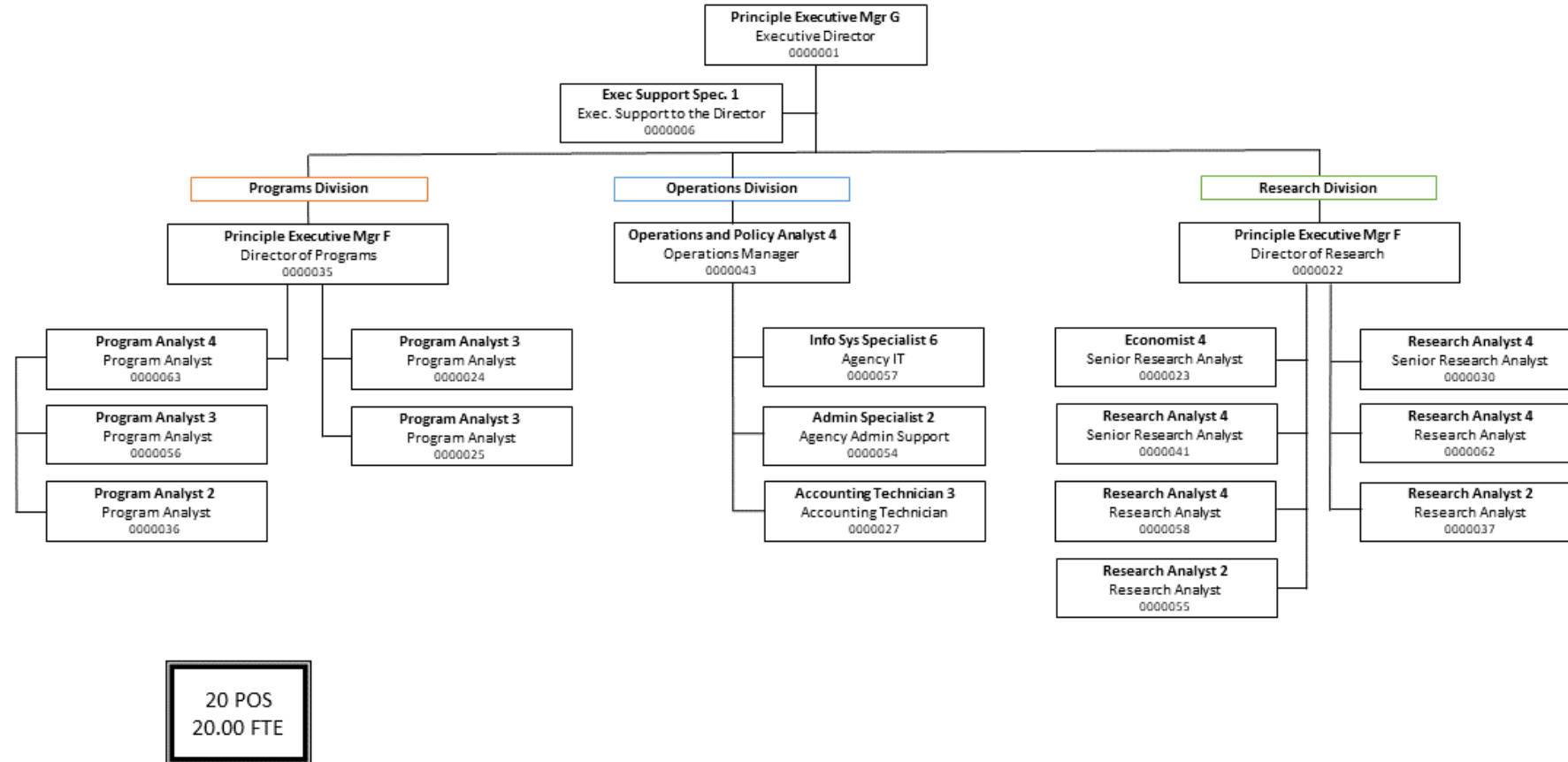
Floyd Prozanski
Dist. 4, North Douglas and South
Lane Counties (non-voting)



Duane Stark
Dist. 4, Grants Pass (non-voting)

Agency Overview

ORGANIZATIONAL CHART



Agency Overview

KEY PERFORMANCE MEASURES

2020 KPM Results

KPM	Actual	Target
Customer Service	92%	95%
Grant Administration	98%	95%

■ KPM 1: Customer Service

Percentage of customers rating their satisfaction with the agency's customer service as "good" or "excellent"

Results: Slight drop from previous years and below target, although the agency expanded the sample of surveyed organizations and individuals, so comparisons with prior years are difficult. It is also believed that some responses were impacted by COVID-19. Agency is continuing to refine service delivery in an increasingly "virtual" and "remote" world.

■ KPM 2: Grant Administration

Percentage of administered grant programs that "meet" or "exceed" 75% or more of the grant requirements.

Results: Agency exceeded the target in 2020. Grant analysts continue to offer technical assistance to secure program and financial reporting compliance.

Agency Overview

PROGRAM AREAS

1. State Administering Agency
2. Statistical Analysis Center
3. Justice Reinvestment Grant Program
4. Specialty Courts Grant Program
5. Illegal Marijuana Market Enforcement Grant
6. IMPACTS Grant
7. Statistical Transparency of Policing Program (STOP)
8. Planning and Policy Development/Public Safety Task Force
9. Sentencing Guidelines
10. Asset Forfeiture Oversight Committee

1. State Administering Agency

FEDERAL PUBLIC SAFETY GRANTS

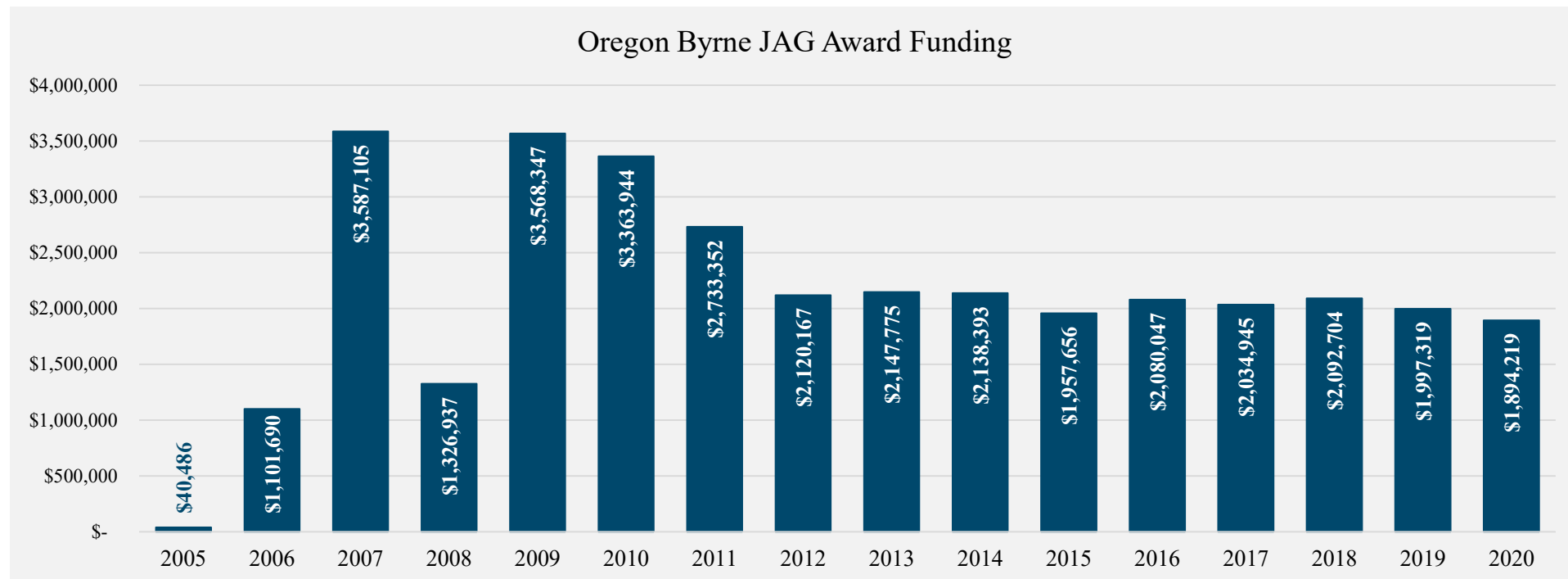
The CJC is the State Administering Agency (SAA) for the State of Oregon. As the SAA we administer and pass through federal public grants to state and local agencies.

- Byrne JAG Program
- Coronavirus Emergency Supplemental Funding (CESF) Grant
- Prison Rape Elimination Act Grant (PREA) Grant
- Residential Substance Abuse Treatment (RSAT) Grant
- Sex Offender Registration and Notification Act (SORNA) Grant

1. State Administering Agency

BYRNE JAG PROGRAM

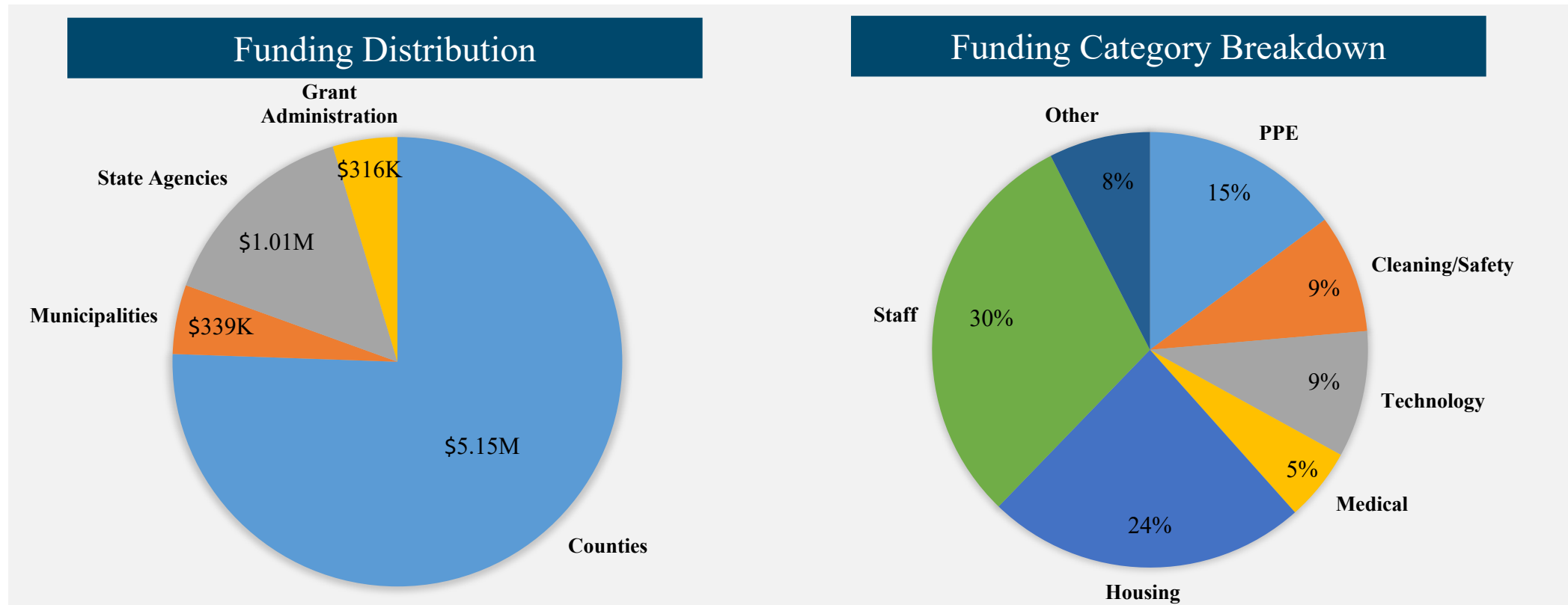
The **Byrne JAG Program** provides federal public safety funding to state and local jurisdictions to support programs including law enforcement, prosecution, indigent defense, courts, crime prevention/education, corrections and community corrections, drug treatment/enforcement, etc.



1. State Administering Agency

CORONAVIRUS EMERGENCY SUPPLEMENTAL FUNDING (CESF) GRANT

CJC received \$6,811,383 to support the state public safety response to the COVID-19 pandemic.



2. Statistical Analysis Center

THE ROLE OF THE SAC

The CJC is the state's clearinghouse for criminal justice data and research. As the state's Statistical Analysis Center, the agency provides the Governor, Legislature, and public safety stakeholders with access to data, objective research, and analysis related to public safety, through:

- Recidivism Analysis
- Fiscal Policy and Cost Benefit Analysis
- Racial and Ethnic Impact Analyses
- Synthesis of state criminal justice system data
- Quasi-experimental and randomized controlled trial studies of criminal justice system interventions.
- Interactive data dashboards



2. Statistical Analysis Center

NATIONAL AWARDS

- 2020 Douglas Yearwood National Publication Award for Excellence in Research & Policy Analysis, *2019 Statistical Transparency of Policing Report*
- 2019 William L. Simon/Routledge Outstanding Paper Award from the Academy of Criminal Justice Sciences, *Effect of Pretrial Detention in Oregon*
- 2018 Douglas Yearwood National Publication Award for Excellence in Statistical/Management Reports, *Oregon Recidivism Analysis*
- 2016 Douglas Yearwood National Publication Award for Excellence in Research/Policy Analysis, *Short-Term Transitional Leave Program in Oregon*
- 2016 Douglas Yearwood National Publication Award for Excellence in Statistical/Management Reports, *Oregon Recidivism Analysis*
- 2011 Phillip Hoke National Publication Award for Excellence in Research/Policy Analysis, *Longitudinal Study of the Application of Measure 11 and Mandatory Minimums in Oregon*
- 2007 Phillip Hoke National Publication Award for Excellence in Research/Policy Analysis, *Incarceration, Costs and Crime*
- 2002 Statistical Analysis Center Web Site Award, presented by the Justice Research and Statistics Association

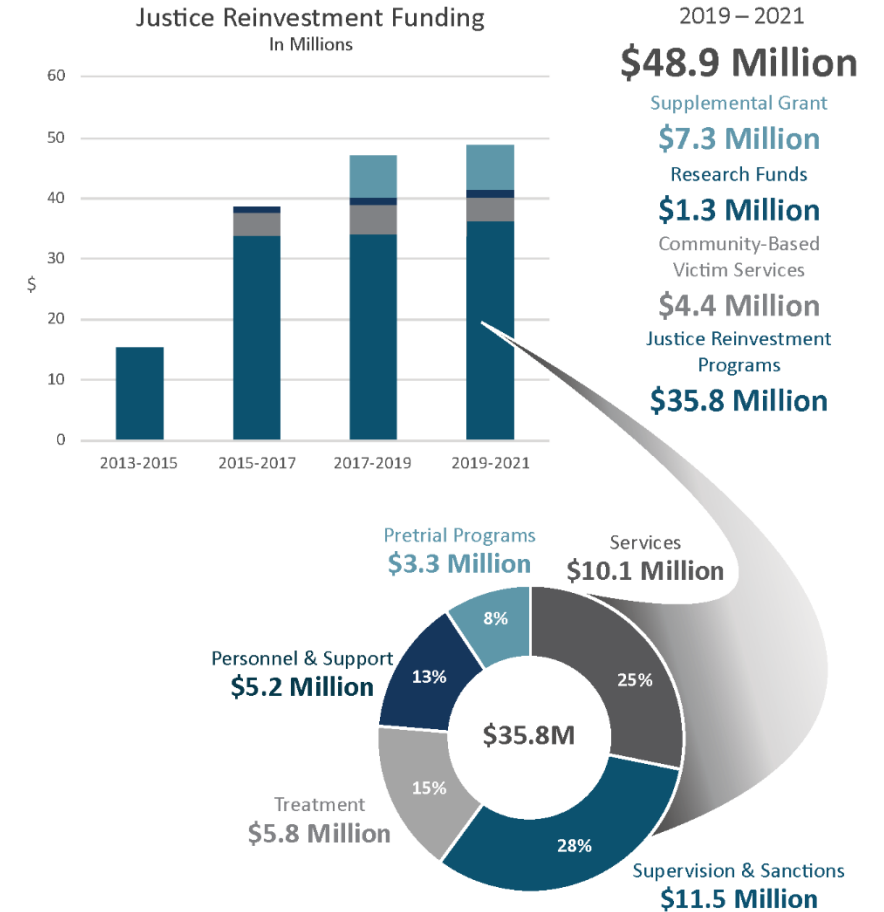


3. Justice Reinvestment Grant Program

FORMULA GRANT

Program Goals

- **Reduce prison populations** and avert future prison construction,
- **Reduce recidivism** through evidence-based practices and data-driven research,
- **Increase public safety** through collaboration, and
- **Hold offenders accountable.**



3. Justice Reinvestment Grant Program

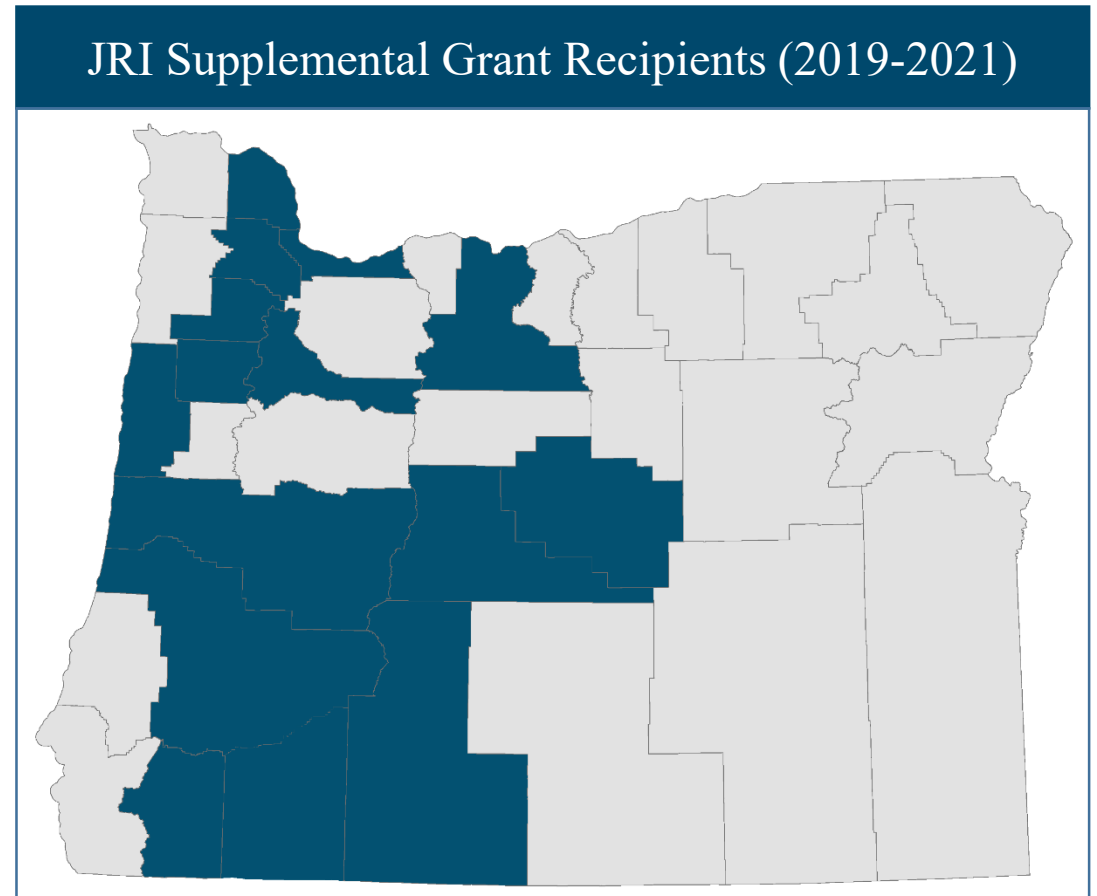
FORMULA GRANT: AVOIDED COSTS

Biennium	Net Avoided Cost (from 10/2020 Corrections Population Forecast)	Justice Reinvestment Program Funding
2013-15	\$12,839,656	\$15,000,000
2015-17	\$53,434,486	\$38,700,000
2017-19	\$228,786,280	\$47,131,000
2019-21	\$124,026,790	\$48,907,851
2021-23	\$143,216,755	(GRB) \$48,780,022
Total	\$562,203,968	\$198,037,746

3. Justice Reinvestment Grant Program

SUPPLEMENTAL GRANT PROGRAM

- Originally, HB 3078 (2017) allocated an additional \$7M to JRI as a supplement.
- In 2019-2021, CJC continued to administer this supplemental grant.
 - Targeted to fund downward departure prison diversion programs
 - Competitive grant decision process.
 - Position focused
 - Fifteen counties awarded in 19-21 funding cycle.



3. Justice Reinvestment Grant Program

SUPPLEMENTAL GRANT PROGRAM

Josephine County: Justice Reinvestment Program

Targeted Population: male and female individuals with prison-eligible property and drug offenses.

Program: downward departures to probation with treatment and other wrap-around services; additional jail sanction capacity

Washington County: Integrative Re-Entry Intensive Supervision Services

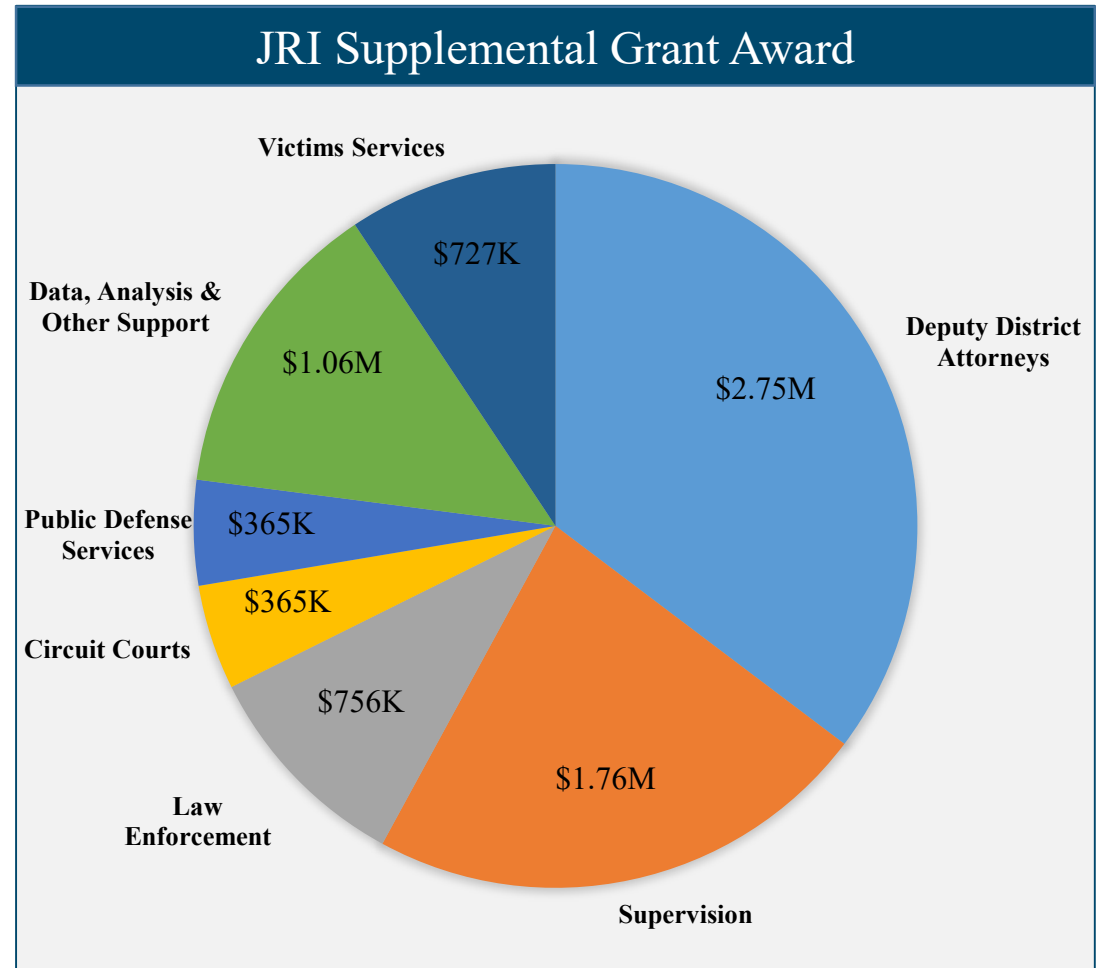
Targeted Population: male and female individuals with repeat felony property and/or drug convictions who are prison-eligible with substance abuse problems. Juveniles with Second Look eligibility also considered.

Program: downward departures to probation with behavioral health treatment, housing, employment services, and peer mentors.

Douglas County: Supplemental Justice Reinvestment Program

Targeted Population: prison eligible individuals with drug and property convictions; cases with restitution owed to victims are prioritized.

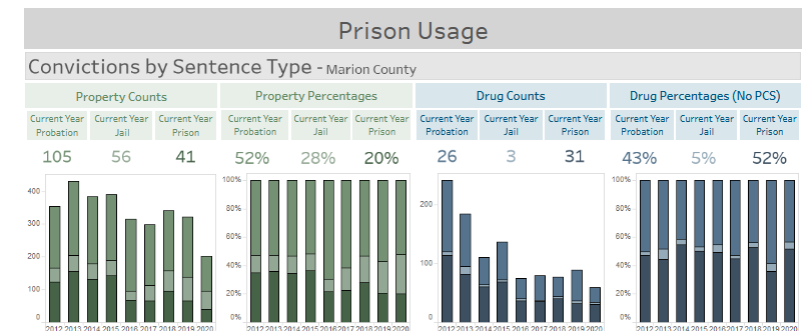
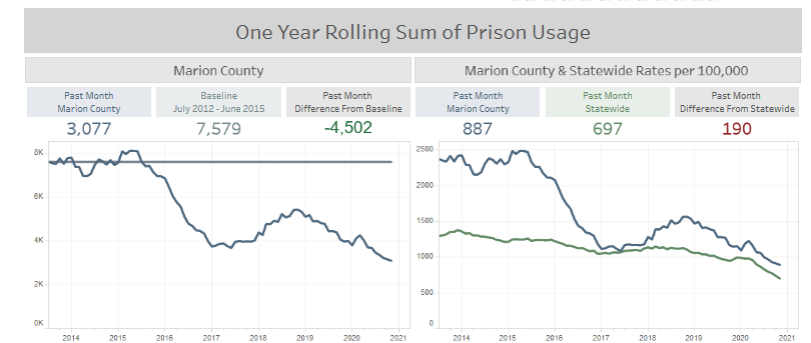
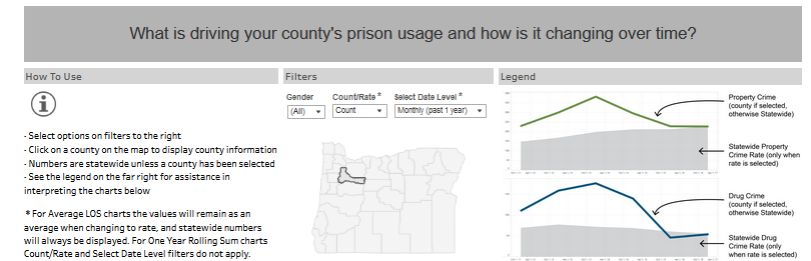
Program: embedded prosecutor in Community Corrections office works with qualifying individuals; following a downward departure, wrap around services provided by Community Corrections.



3. Justice Reinvestment Grant Program

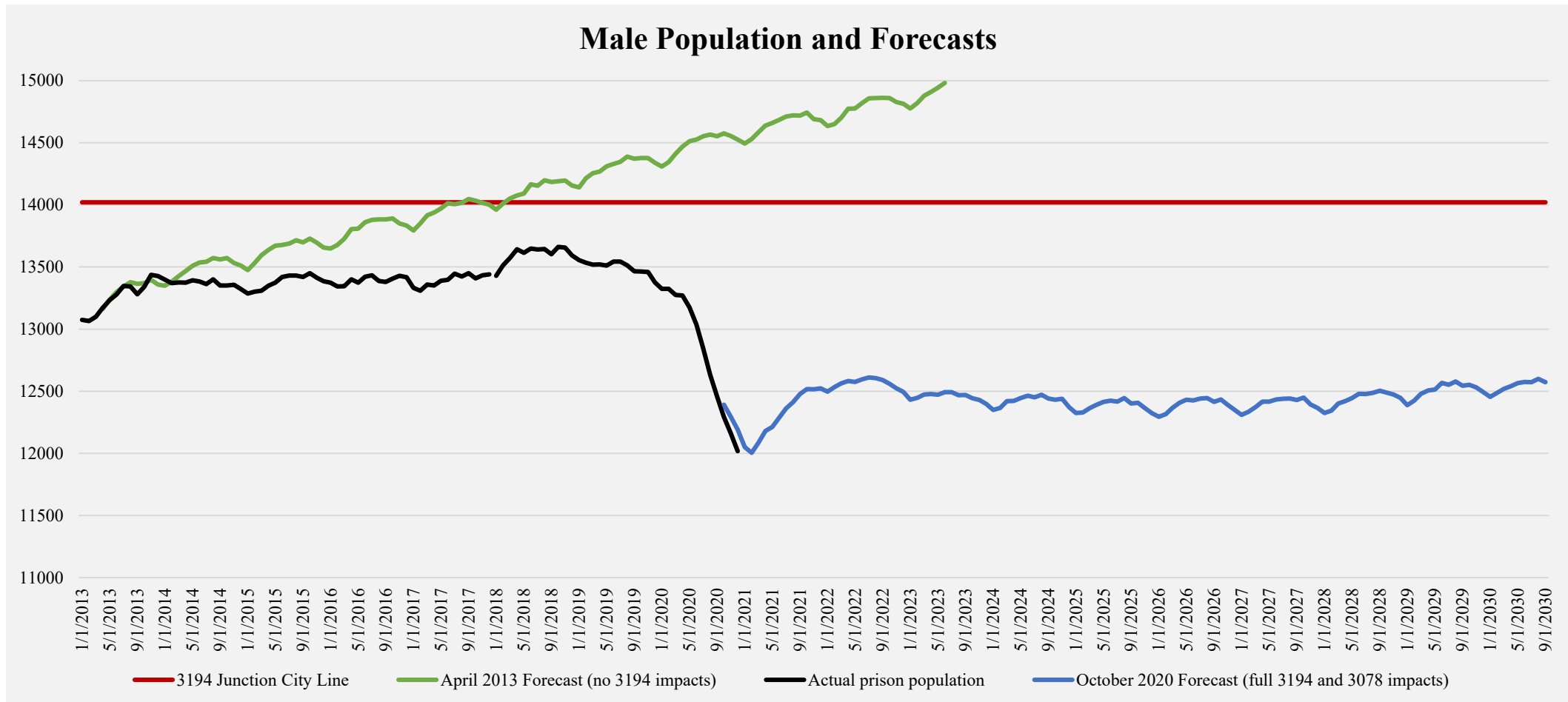
OUTCOMES MEASUREMENT

- Grantees are assessed based on meeting the goals of JRI.
- CJC releases biannual recidivism reports and updates its recidivism dashboard on the same schedule.
- CJC also releases monthly data on prison usage for JRI crimes so that grantees can track their outcomes.
- CJC is implementing means for increased accountability in its application and data tracking processes.



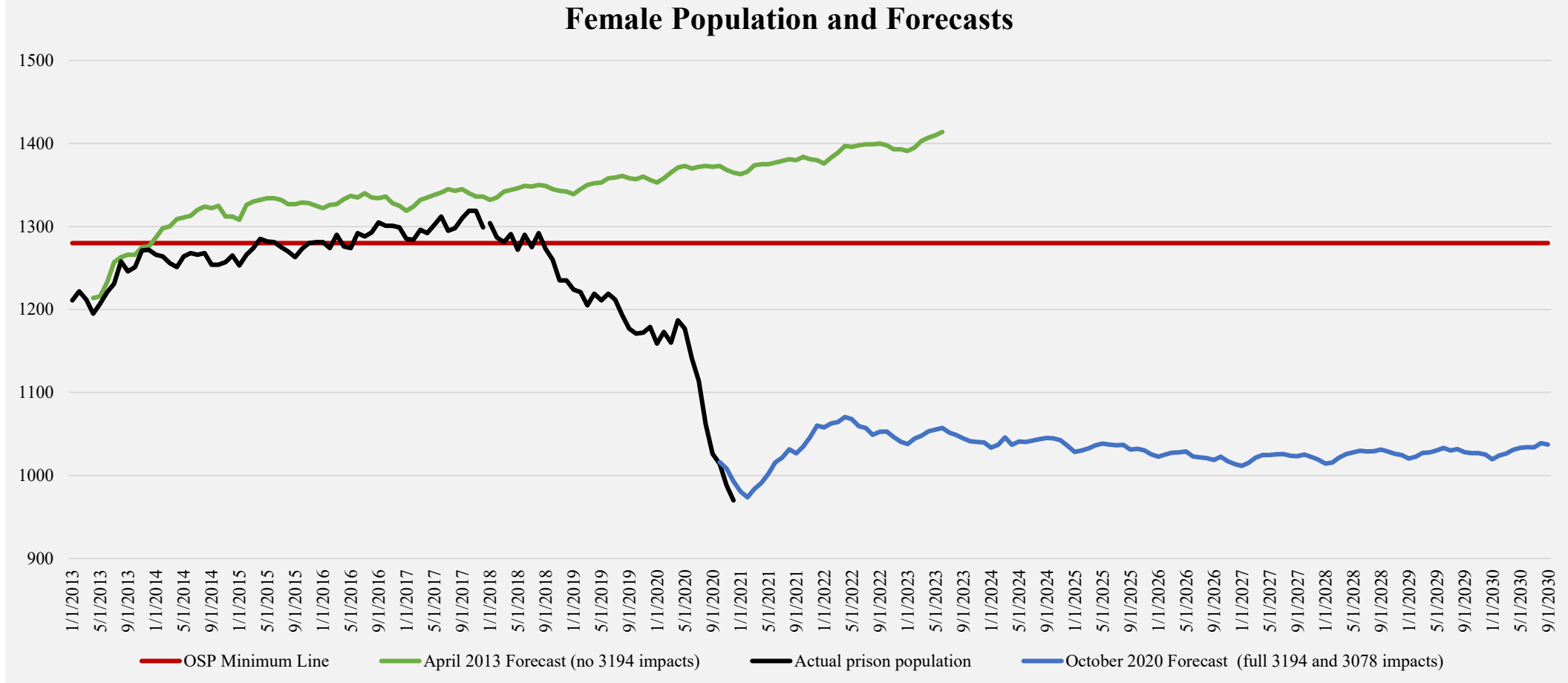
3. Justice Reinvestment Grant Program

JRI EFFECTS ON PRISON POPULATION TRENDS



3. Justice Reinvestment Grant Program

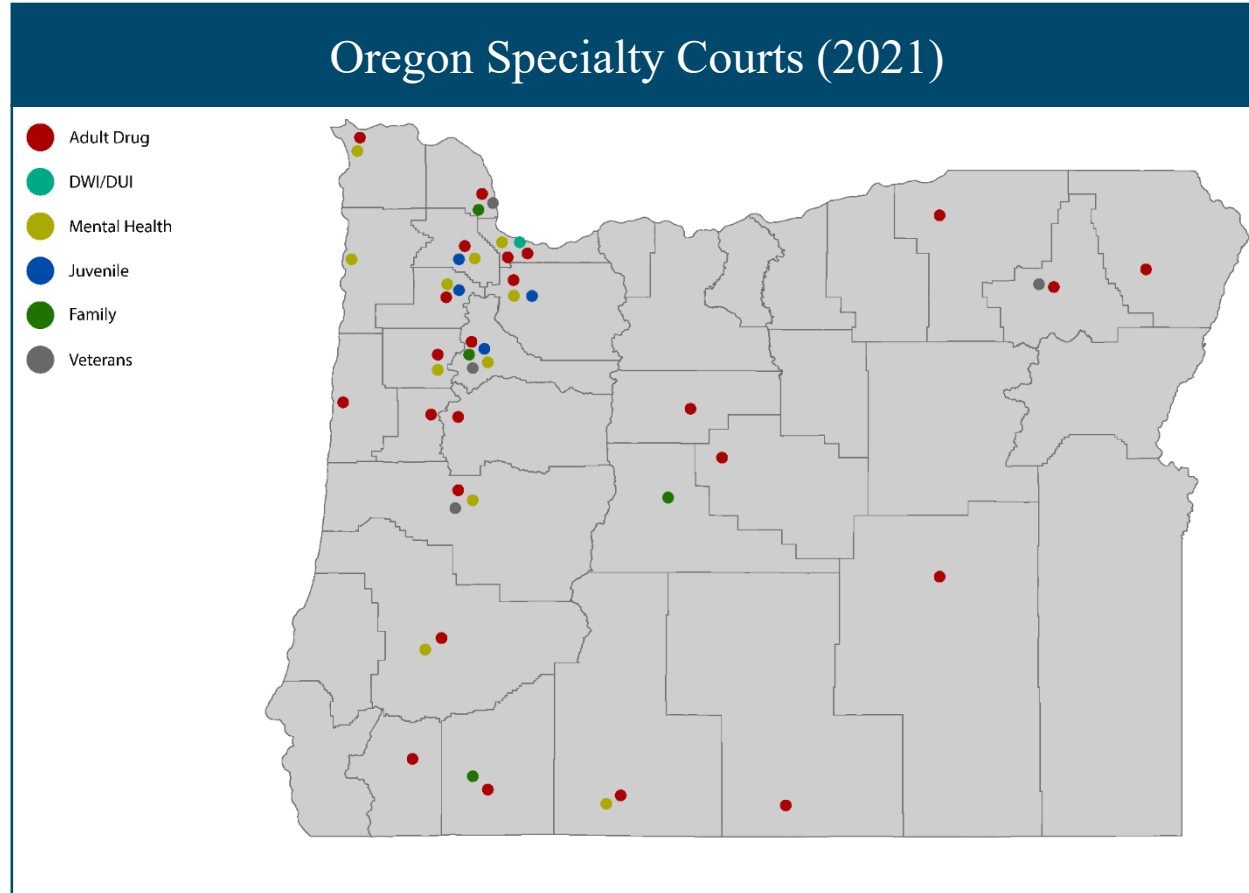
JRI EFFECTS ON PRISON POPULATION TRENDS



4. Specialty Court Grant Program

OVERSIGHT AND GRANT PROGRAM

- In 2013, the Legislature expanded CJC's responsibilities for specialty courts:
 - Coordination of research and distribution of results;
 - Coordination of specialty court trainings; and
 - Supporting the implementation of programs and evidence-based practices.
- In 2018, the CJC partnered with the Oregon Judicial Department to develop the Oregon Specialty Court Standards.



4. Specialty Court Grant Program

GRANT PROGRAM FUNDING

- During the 2019-2021 biennium, CJC funded 48 courts in whole or in part, representing all 25 counties with specialty courts.

Biennium	General Fund	Other Funds	Federal Funds	Lottery Funds	Program Funding
2009-2011	\$2,997,174	\$50,000	\$7,045,241	\$0	\$10,092,415
2011-2013	\$3,706,463	\$176,384	\$7,840,328	\$0	\$11,723,175
2013-2015	\$6,621,332	\$1,046,330	\$4,366,554	\$0	\$12,034,206
2015-2017	\$12,822,726	\$441,595	\$1,811,000	\$0	\$15,157,239
2017-2019	\$13,908,049	\$406,541	\$4,406,942	\$0	\$18,721,532
2019-2021	\$14,021,998	\$923,000	\$3,598,686	\$555,000	\$19,098,684
2021-2023	\$14,968,688	\$752,000	\$3,925,499	\$578,865	\$20,225,052

4. Specialty Court Grant Program

PROGRAM RISKS

- In Nov. 2020, Oregon voters passed BM 110, which, in part, decriminalized possession of controlled substances (PCS).
 - CJC has fielded many questions about the potential impact on specialty court enrollment
 - In late 2020, CJC partnered with OJD to examine the crimes for which specialty court participants were originally sentenced
 - Across the state, 25% of participants were convicted of PCS as either their only or most serious crime

Specialty Participants (2019 - Oct. 2020)		
Most Serious Crime	Num.	Pct.
Driving	171	8.0%
PCS Only	534	25.1%
Drug (non-PCS)	168	7.9%
Property	678	31.9%
Other Crimes	293	13.8%
Person	283	13.3%
Total	2,128	100.0%

5. Illegal Marijuana Market Enforcement Grant

GRANT PROGRAM FUNDING & OUTCOMES

- In 2018, the Legislature established a grant to assist cities and counties in addressing unlawful marijuana cultivation and distribution operations.
 - Deschutes-Bend: funding for data analysts and a researchers, citizen web reporting, and information coordination
 - Jackson-Medford: illegal marijuana interdiction personnel (detectives, deputy DA, analyst)
 - Josephine: illegal marijuana interdiction personnel (sheriff’s deputies, deputy DA, analyst)

2019-2021 Grant Cycle Funding and Outcomes	
Grantee	Award Amount
Deschutes-Bend	\$436,896.92
Jackson-Medford	\$1,283,852.37
Josephine County	\$941,613.00
Total	\$2,662,362.29
Outcome Measure	Amount
Felony Arrests	118
Cases Open/Filed	74/55
Felony Convictions	13
Vehicles and Trailers Seized	8
Firearms Seized	119
Illegal Marijuana Plants Destroyed	90,582 (9.07 tons)
Cash Seized	\$2,446,801.85

6. IMPACTS Grant Program

GRANT PROGRAM FUNDING

- The Improving People's Access to Community-Based Treatment, Supports and Services Grant.
 - SB 973 created the IMPACTS grant program in 2019.
 - \$10M in funds were to be awarded via a joint CJC-OHA led nineteen member steering committee.
 - Awards were made in July 2020:
 - 20 counties and 9 federally recognized tribes applied, requesting \$19.68M in funding.
 - After a 20% Tribal applicant set aside, which funded 5 Tribal applicants, the remaining \$7.7M was awarded to 6 counties.

2019-2021 Grant Cycle Funding	
Grantee	Award Amount
Clackamas County	\$499,987.52
Confederated Tribes of Coos, Lower Umpqua, and Siuslaw Indians	\$322,264.96
Confederated Tribes of the Grand Ronde	\$289,999.96
Confederated Tribes of Warm Springs	\$282,743.00
Cow Creek Band of Umpqua Indians	\$490,841.00
Deschutes County	\$2,403,519.52
Douglas County	\$1,414,878.72
Klamath Tribes	\$691,580.00
Lane County	\$2,527,697.00
Lincoln County	\$288,490.00
Union County	\$562,945.27

6. IMPACTS Grant Program

SELECTED GRANTEE PROGRAM DESCRIPTIONS

Clackamas County (\$499,987.52)

IMPACTS funds pay for housing and wrap around services for frequent utilizers of county jail and health care resources. The aim is to aid clients in transitioning from stabilization to permanent housing. Funds will also go toward helping clients meet more consistently with mental health staff through the use of smart phones and telehealth appointments.

Cow Creek Band of the Umpqua Tribe of Indians (\$490,841)

IMPACTS funding pays for a dedicated care coordinator to work with frequent utilizers of criminal justice and health care resources and provide them with wrap around services. Funds also support crisis services, transitional housing, permanent housing and transportation to assist clients in locating stable, permanent housing and break down barriers to services.

Deschutes County (\$2,403,519.52)

IMPACTS funding will allow the county to expand to 24/7 service provision at the Deschutes County Stabilization Center, a crisis stabilization center with respite and sobering resources. This increased service level will allow the Center to accept individuals suffering from mental health or addiction related crises outside of a jail or hospital setting.

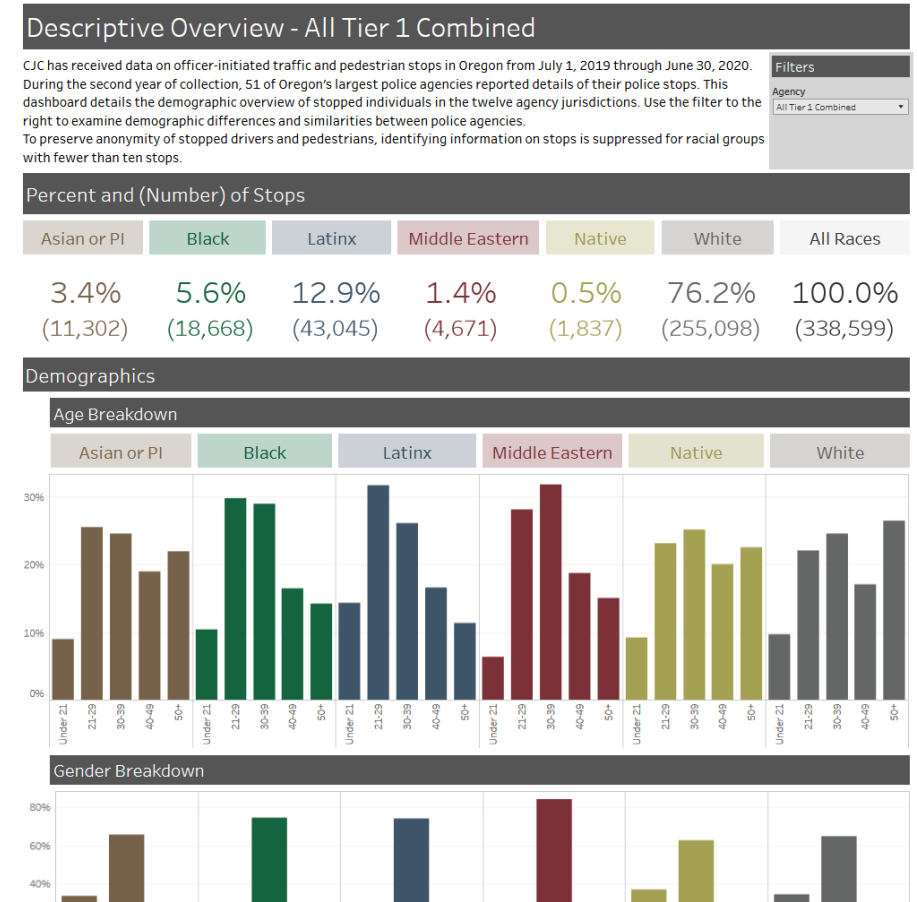
Lane County (\$2,527,697)

Funding will help the county supplement its Frequent User System Engagement and CAHOOTS programs with a Forensic Intensive Treatment Team (FFIT), which will create wrap around services for high jail utilizers, connecting them with services.

7. STOP Program

STATISTICAL TRANSPARENCY OF POLICING PROGRAM


- The STOP Program was created by HB 2355 in 2017 to monitor data collected from Oregon law enforcement agencies to detect disparities in traffic and pedestrian stops.
 - All three tiers of agencies are recording and reporting data as of July 2020.
 - The second annual report contains analyses for Oregon’s 51 largest law enforcement agencies.
 - CJC is engaging with agencies with identified disparities to better understand causes and consequences of disparate outcomes.



8. Planning and Policy Development


DATA, ANALYSIS, AND EVIDENCE-BASED EXPERTISE

- The CJC focuses on providing analysis, data, and evidence-based expertise to local stakeholders for improvement planning for their local systems.
 - Real-time data availability increases the transparency and legitimacy of the criminal justice system.
 - High quality analyses and reports provide policymaker and stakeholders with a menu of “what works” in criminal justice.




Oregon Knowledge Bank
a local public safety resource

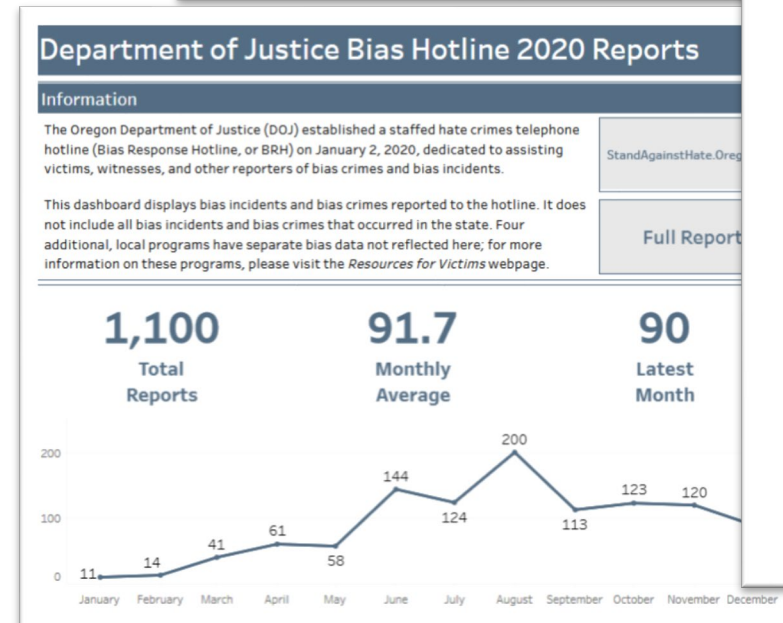
- About the OKB
- Resources
- Contact
- Research Request
- Submit Program



Analytical approaches to studying stops data
Criminal Justice Commission & Center for Policing Excellence




Building Partnerships to Address Unlawful Camping
Corvallis Police Department
Partnerships were developed to increase resource referral for the concerns associated with illegal camping.



Cost-Benefit Analysis of Pretrial Release in Oregon

October 2020



Oregon Criminal Justice Commission
Ken Saxe, Oregon, JD 1983
Tara-Ann Executive Director

The mission of the Oregon Criminal Justice Commission is to improve the legitimacy, efficiency, and effectiveness of state and local criminal justice systems.

9. Sentencing Guidelines

ADMINISTRATION AND OVERSIGHT

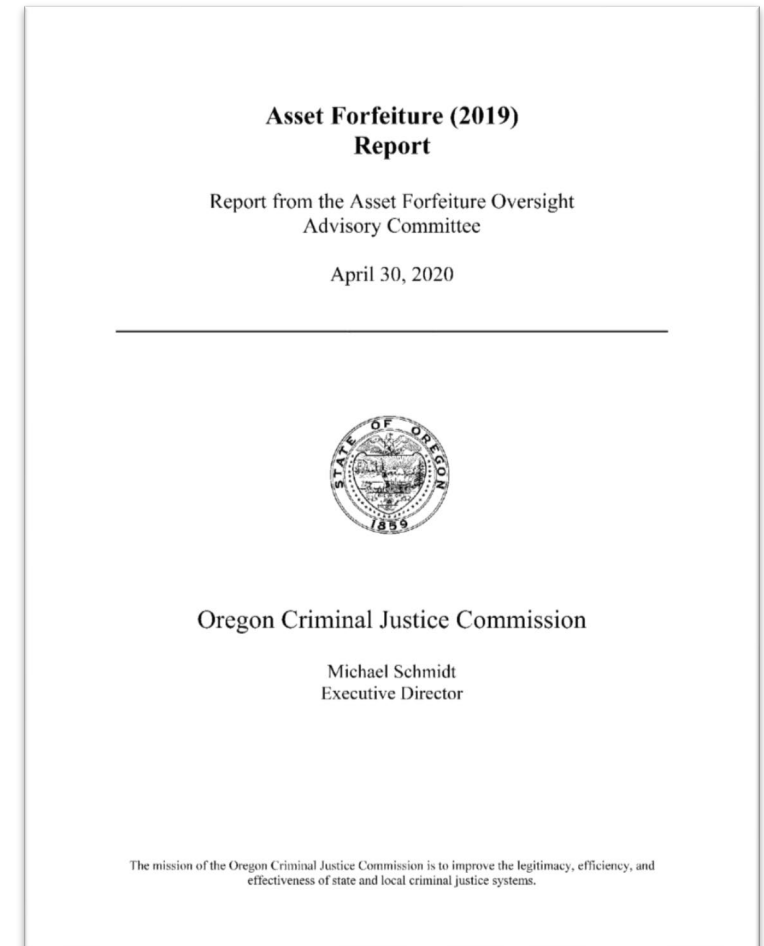
- The Guidelines are a collection of administrative rules established to guide sentences imposed for felony crimes.
- The Commission adopts new rules to conform the guidelines to new policies and the activity of the Legislature.

Crime Seriousness	A	B	C	D	E	F	G	H	I	Prob Term	Max Depart	PPS
11	225-269	196-224	178-194	164-177	149-163	135-148	129-134	122-128	120-121	5 Years		3 Years
10	121-130	116-120	111-115	91-110	81-90	71-80	66-70	61-65	58-60			
9	66-72	61-65	56-60	51-55	46-50	41-45	39-40	37-38	34-36			
8	41-45	35-40	29-34	27-28	25-26	23-24	21-22	19-20	16-18	3 Years	18 Mos.	
7	31-36	25-30	21-24	19-20	16-18	180-90	180-90	180-90	180-90			
6	25-30	19-24	15-18	13-14	10-12	180-90	180-90	180-90	180-90	2 Years	12 Mos.	2 Years
5	15-16	13-14	11-12	9-10	6-8	180-90	120-60	120-60	120-60			
4	10-11	8-9	120-60	120-60	120-60	120-60	120-60	120-60	120-60	2 Years		
3	120-60	120-60	120-60	120-60	120-60	120-60	90-30	90-30	90-30			
2	90-30	90-30	90-30	90-30	90-30	90-30	90-30	90-30	90-30	1 ½ Years	6 Mos.	1 Year
1	90-30	90-30	90-30	90-30	90-30	90-30	90-30	90-30	90-30			

10. Asset Forfeiture

ADMINISTRATION OF ASSET FORFEITURE OVERSIGHT COMMITTEE

- The CJC is responsible for the preparation of reports detailing the number and nature of civil and criminal forfeitures carried out under ORS 131.550 to 131.600, including the disposition and use of the proceeds from the forfeitures.
- Twenty percent of civil forfeitures are used to support specialty courts through the Agency's Specialty Court Grant Program.



Reduction Options

ADMINISTRATION OF ASSET FORFEITURE OVERSIGHT COMMITTEE

- The agency's 10 percent reduction option for state General Fund reduces the Justice Reinvestment Grant Program by \$4,357,397.
- The reduction could impact counties statewide, reducing the number of criminal justice programs available and the level of services offenders receive.

Questions



- Contact Info:

Ken Sanchagrin, JD PhD

Executive Director

Oregon Criminal Justice Commission

ken.sanchagrin@oregon.gov

971-719-6000