


YES on HB 4099

IMMIGRANT
AND REFUGEE
COMMUNITY
ORGANIZATION



building new beginnings



building new beginnings at every stage



868
CHILDREN



9,934
YOUTH



4,398
EMPLOYMENT
& TRAINING



5,053
COMMUNITY
DEVELOPMENT



14,399
FAMILY



1,148
SENIORS

YOUTH

5,971 students were enrolled in
SUN AFTER SCHOOL PROGRAMS

92% of students showed an increase
in at least one of the following:
POSITIVE CULTURAL IDENTITY
CONFLICT RESOLUTION SKILLS
FUTURE ORIENTATION

1,618 youth at risk of gang involvement
received support through
OUTREACH, MENTORSHIP
AND CASE MANAGEMENT



breaking down barriers

SUPPORTED & SUCCESSFUL YOUTH



HIGH SCHOOL GRADUATION

EMPLOYMENT & TRAINING

4,306

people received assistance through
**RESUME BUILDING, JOB COACHING
AND SKILLS DEVELOPMENT**

1,697

job seekers were placed in
**EMPLOYMENT IN A VARIETY
OF FIELDS** including healthcare,
construction and manufacturing

92%

of refugees who sought work through IRCO
FOUND FULL-TIME JOBS



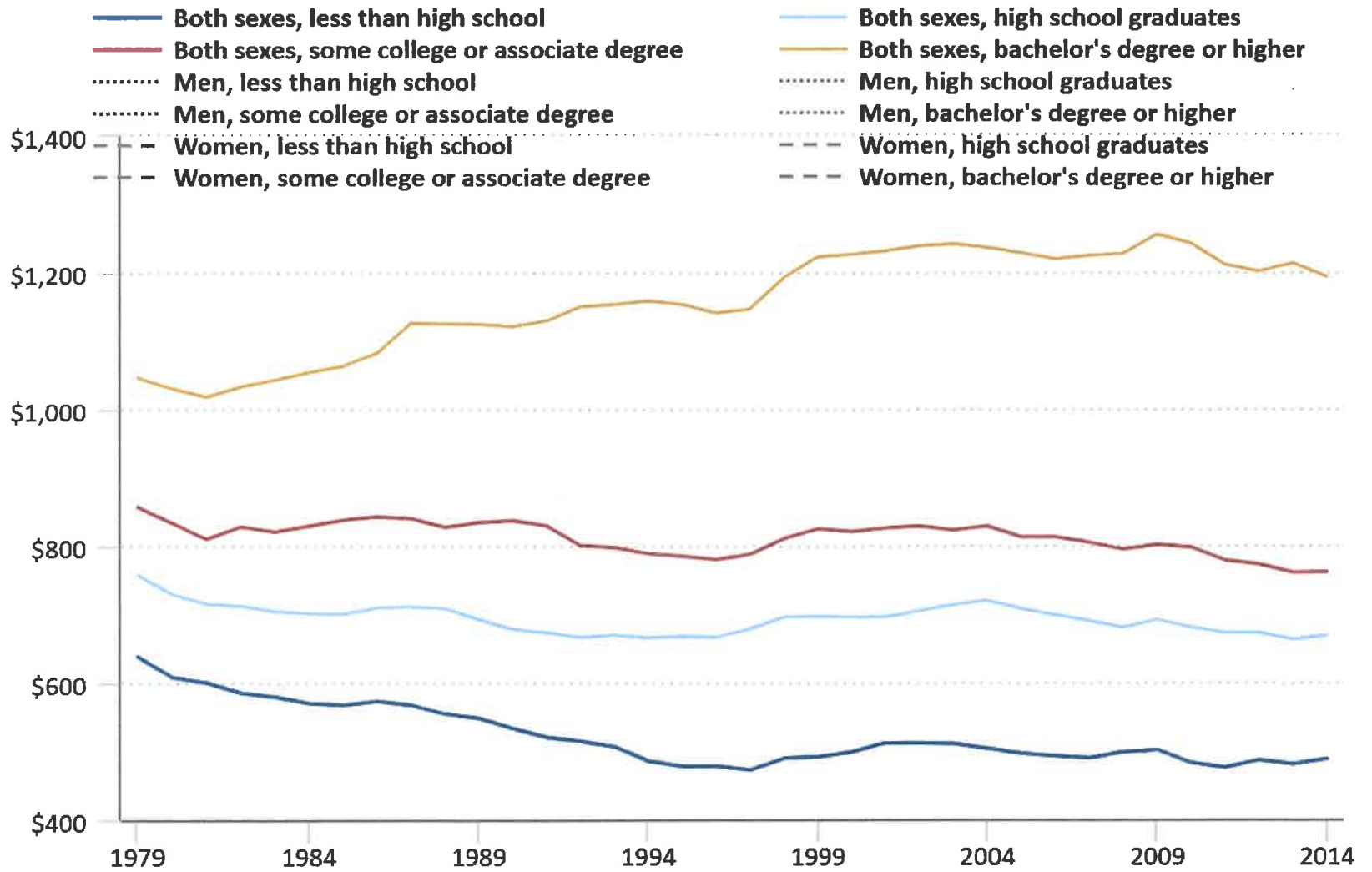
creating career paths

POST-SECONDARY ENROLLMENT




CONNECT TO A CAREER TRACK

Median weekly earnings in 2014 dollars of people 25 years and older, by educational attainment and gender, 1979–2014



Click legend items to change data display. Hover over chart to view data.
Source: U.S. Bureau of Labor Statistics.





Comparing Tuition Prices 2019 - 2020

Public School	In-State Tuition* 2019-2020	Out of State Tuition* 2019 -2020	Difference
Portland State University	\$9,577.50	\$28,410.00	\$18,832.50
University of Oregon	\$12,720.00	\$36,615.00	\$23,895.00
Eastern Oregon University	\$2,532.50	\$5,904.50	\$3,372.00
Portland Community College	\$4,558.20	\$9,418.20	\$4,860.00
Mt. Hood Community College	\$4,518.00	\$8,766.00	\$4,248.00
Clackamas Community College	\$4,614.00	\$12,063.00	\$7,449.00

* 12 credit hours per period within each academic year.
Information obtained from school website on 2/10/20.