

To: Joint Ways and Means Subcommittee on Education

From: Oregon Council of Presidents

Re: Questions from March 28, 2019

Date: April 3, 2019

Co-Chairs Fredrick and McLain,

Thank you for the opportunity to answer questions that arose during the March 28 presentation.

Representative Alonso-Leon asked for clarification regarding the information we had presented displaying Oregon Public Universities average room and board rates for resident undergraduates both on campus and off campus¹, **slide 160**. The slide in question was a compilation of data retrieved from the U.S. Department of Education, National Center for Education Statistics, Integrated Postsecondary Education Data System (IPEDS) averaging the current year room and board charges for each institution. We were asked to divide out the displayed information to the institutional level, which is included in the attached pages. There are three points we would like to emphasize when considering this data:

- 1) This information was drawn from standard data reported by the campuses to the U.S. Department of Education (IPEDS data). However, while some campuses report very specific off-campus housing prices, others find it easiest to estimate off campus costs using their standard financial aid budgets for living expenses. When that is the case, the projected figures are the same for on and off-campus housing costs. This is sometimes easiest to do as off-campus housing prices can vary significantly. In short, all institutions know what on-campus costs are, but different methods are used to project off-campus rates.
- 2) These numbers include both room and board.
- 3) The cost is up - significantly up. Total cost of attendance is up not only because of tuition, but also because books and housing have increased significantly over the past ten or so years.

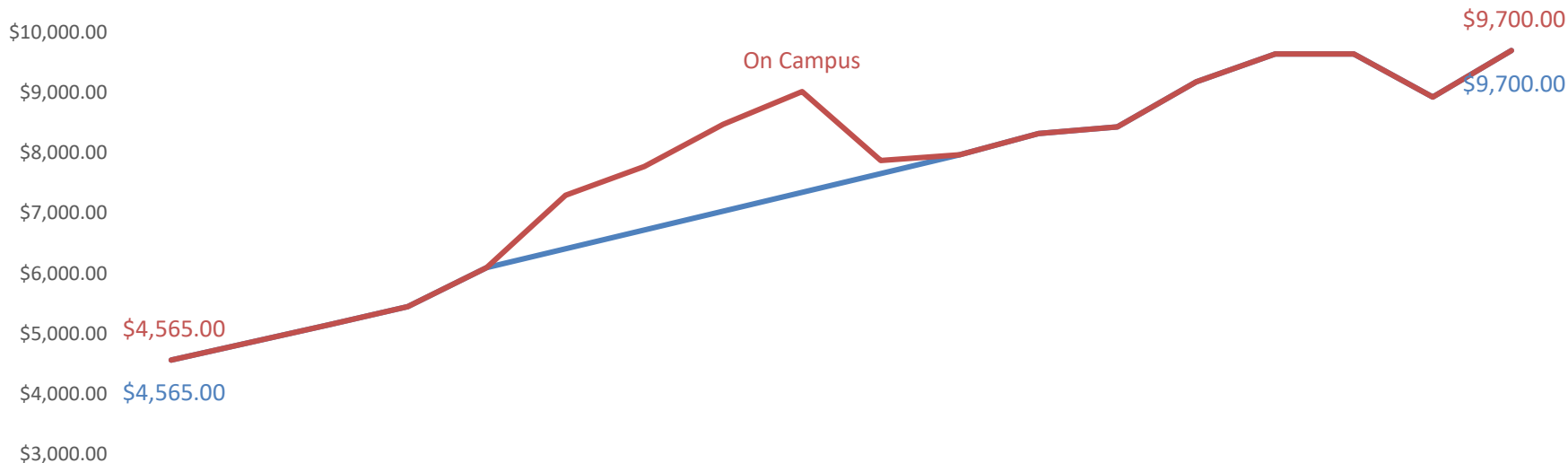
If you have any more questions, please contact Dana Richardson at richardsond@wou.edu.

¹ available on OLIS at <https://olis.leg.state.or.us/liz/2019R1/Downloads/CommitteeMeetingDocument/175464>

Room and Board Costs by Institution



Eastern Oregon University



	1999-2000	2000-2001	2001-2002	2002-03	2004-05	2005-06	2006-07	2007-08	2008-09	2009-10	2010-11	2011-12	2012-13	2013-14	2014-15	2015-16	2016-17	2017-18
Off Campus	\$4,565.		\$5,151.	\$5,450.	\$6,099.						\$7,971.	\$8,325.	\$8,435.	\$9,183.	\$9,642.	\$9,642.	\$8,930.	\$9,700.
On Campus	\$4,565.		\$5,151.	\$5,450.	\$6,099.	\$7,300.	\$7,776.	\$8,475.	\$9,020.	\$7,875.	\$7,971.	\$8,325.	\$8,435.	\$9,183.	\$9,642.	\$9,642.	\$8,930.	\$9,700.

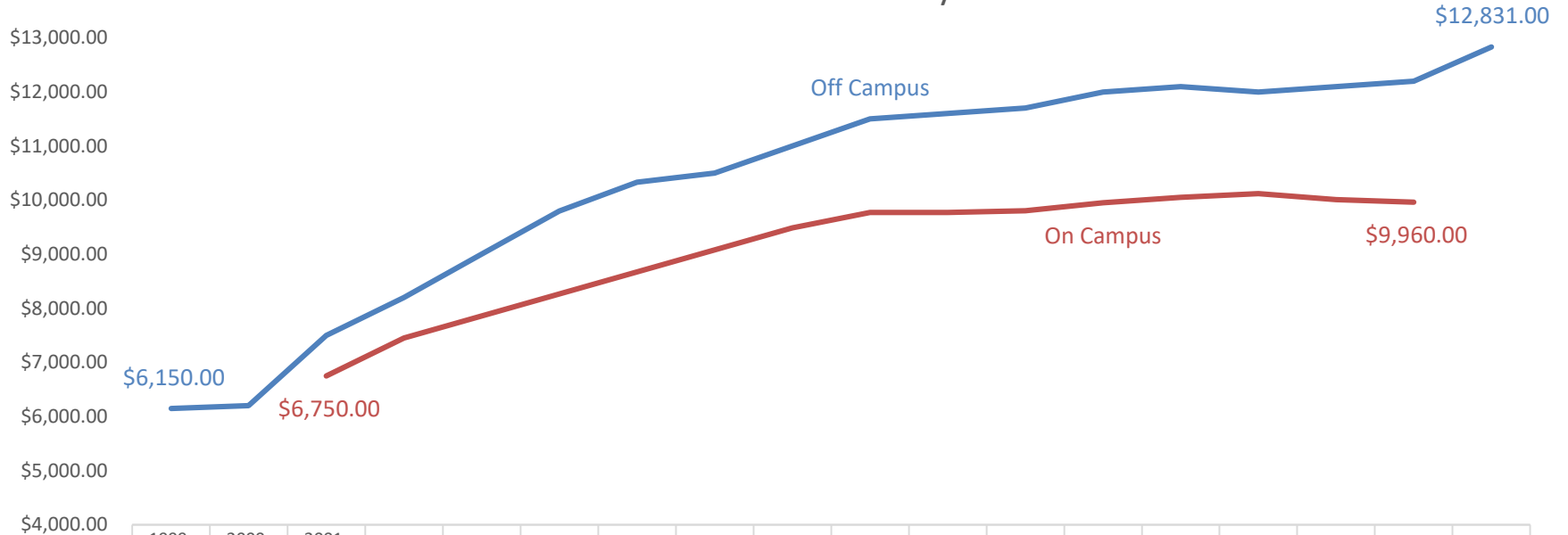
Source:

National Center for Education Statistics, Integrated Postsecondary Education Data System, 2019

Room and Board Costs by Institution



Portland State University*



*Prior to FY08 PSU Housing was operated by a 3rd Party. Rates are based on Broadway double occupancy 15 meal plan

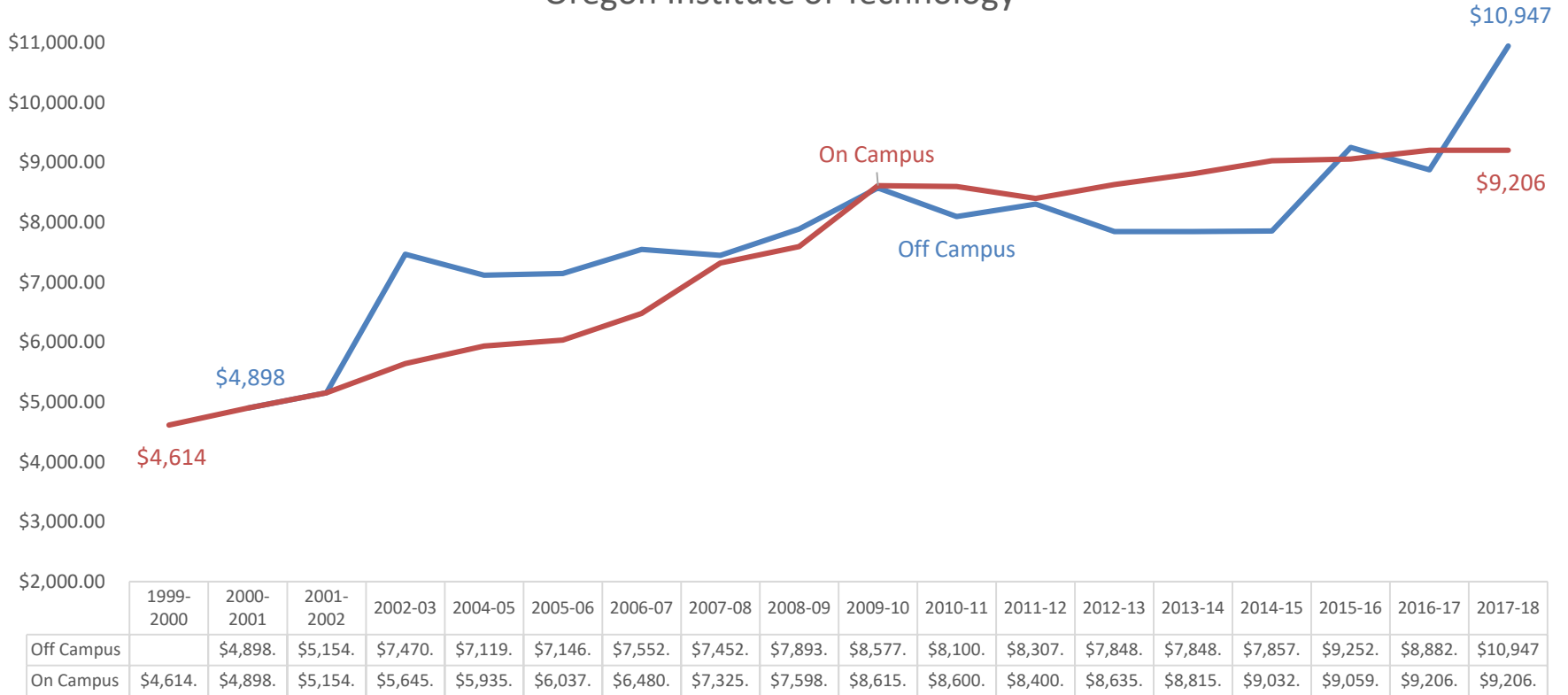
Source:

National Center for Education Statistics, Integrated Postsecondary Education Data System, 2019

Room and Board Costs by Institution



Oregon Institute of Technology



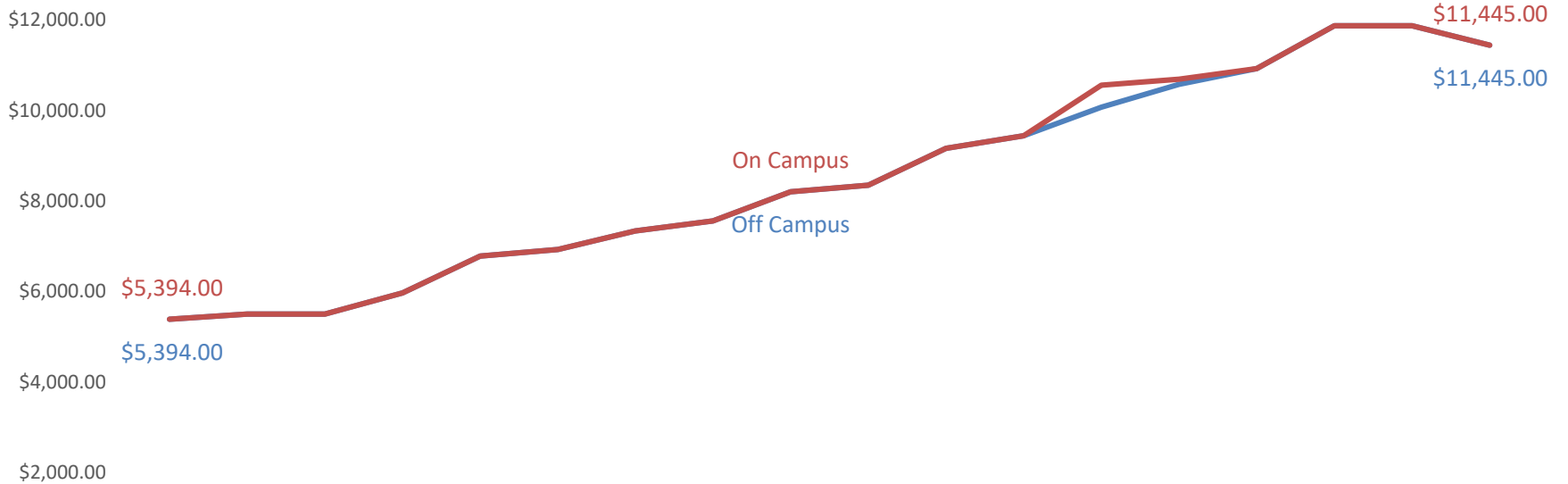
Source:

National Center for Education Statistics, Integrated Postsecondary Education Data System, 2019

Room and Board Costs by Institution



Oregon State University



	1999-2000	2000-2001	2001-2002	2002-03	2004-05	2005-06	2006-07	2007-08	2008-09	2009-10	2010-11	2011-12	2012-13	2013-14	2014-15	2015-16	2016-17	2017-18
Off Campus	\$5,394.	\$5,508.	\$5,508.	\$5,976.	\$6,786.	\$6,930.	\$7,344.	\$7,566.	\$8,208.	\$8,352.	\$9,168.	\$9,444.	\$10,074	\$10,578	\$10,929	\$11,874	\$11,874	\$11,445
On Campus	\$5,394.	\$5,508.	\$5,508.	\$5,976.	\$6,786.	\$6,930.	\$7,344.	\$7,566.	\$8,208.	\$8,352.	\$9,168.	\$9,444.	\$10,563	\$10,695	\$10,929	\$11,874	\$11,874	\$11,445

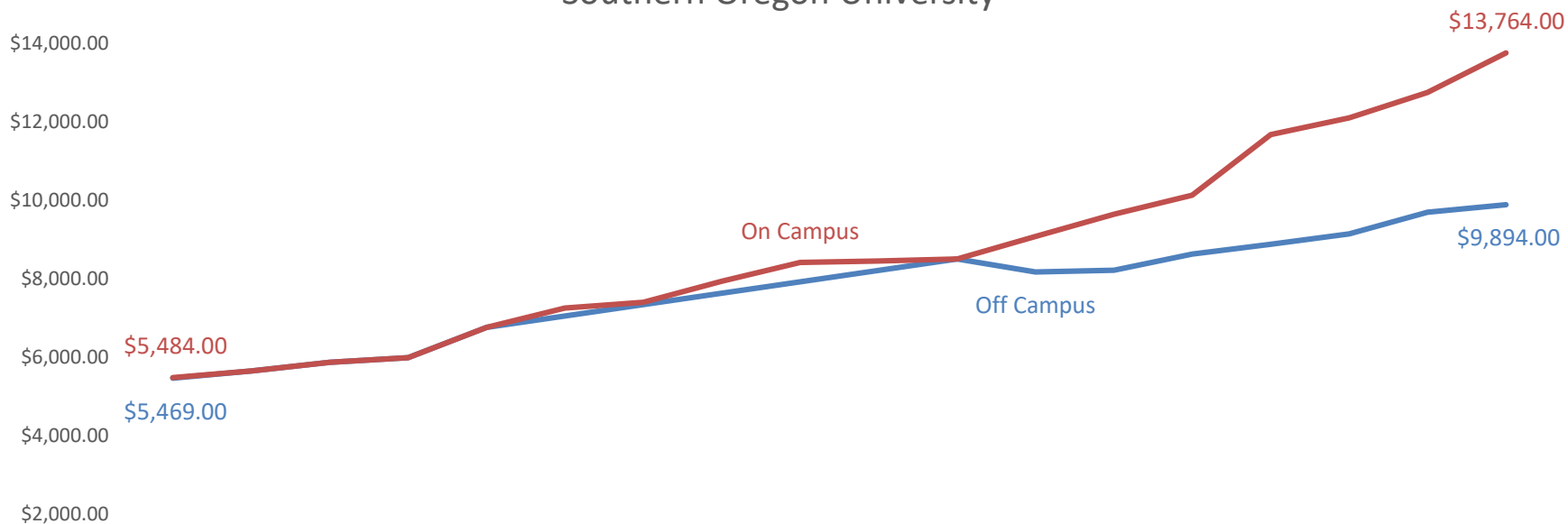
Source:

National Center for Education Statistics, Integrated Postsecondary Education Data System, 2019

Room and Board Costs by Institution



Southern Oregon University



	1999-2000	2000-2001	2001-2002	2002-03	2004-05	2005-06	2006-07	2007-08	2008-09	2009-10	2010-11	2011-12	2012-13	2013-14	2014-15	2015-16	2016-17	2017-18
Off Campus	\$5,469.	\$5,649.	\$5,874.	\$5,991.	\$6,765.						\$8,508.	\$8,175.	\$8,220.	\$8,631.	\$8,883.	\$9,150.	\$9,699.	\$9,894.
On Campus	\$5,484.	\$5,649.	\$5,874.	\$5,991.	\$6,765.	\$7,254.	\$7,404.	\$7,941.	\$8,418.	\$8,454.	\$8,508.	\$9,084.	\$9,651.	\$10,134	\$11,682	\$12,105	\$12,756	\$13,764

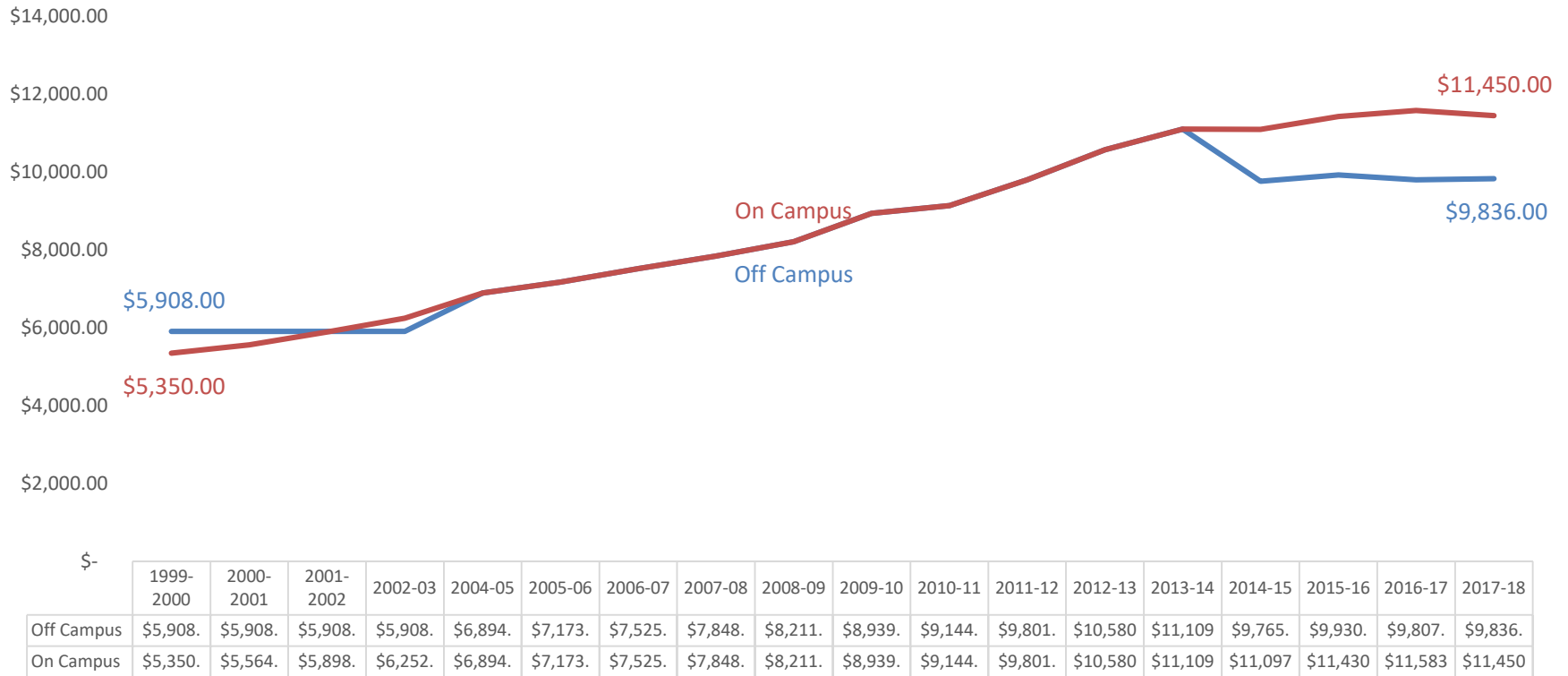
Source:

National Center for Education Statistics, Integrated Postsecondary Education Data System, 2019

Room and Board Costs by Institution



University of Oregon



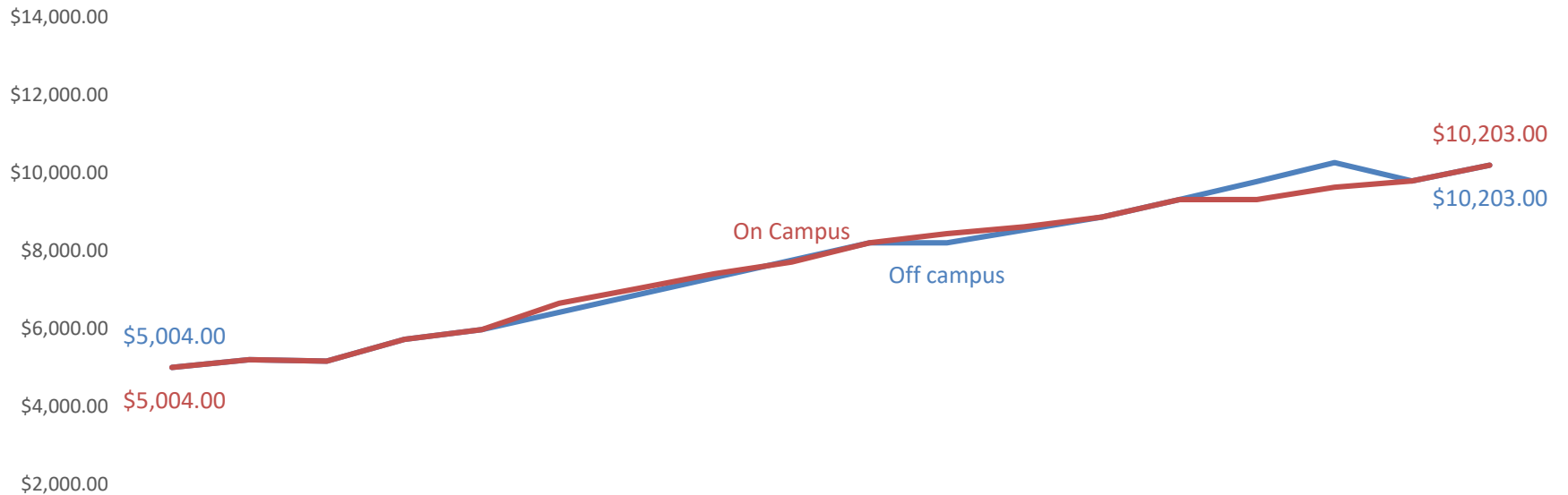
Source:

National Center for Education Statistics, Integrated Postsecondary Education Data System, 2019

Room and Board Costs by Institution



Western Oregon University



	1999-2000	2000-2001	2001-2002	2002-03	2004-05	2005-06	2006-07	2007-08	2008-09	2009-10	2010-11	2011-12	2012-13	2013-14	2014-15	2015-16	2016-17	2017-18
Off campus	\$5,004.	\$5,202.	\$5,169.	\$5,724.	\$5,976.					\$8,208.	\$8,208.		\$8,870.	\$9,315.	\$9,780.	\$10,269	\$9,798.	\$10,203
On Campus	\$5,004.	\$5,202.	\$5,169.	\$5,724.	\$5,976.	\$6,654.	\$7,030.	\$7,415.	\$7,710.	\$8,208.	\$8,439.	\$8,620.	\$8,870.	\$9,315.	\$9,315.	\$9,638.	\$9,798.	\$10,203

Source:

National Center for Education Statistics, Integrated Postsecondary Education Data System, 2019