

**2019 Edition**

# **Guide to Farm Trucking in Oregon**



Revised January 2019

**T**his publication is a basic guide to farm trucking in Oregon, but it cannot contain everything a farmer needs to know.

Farmers with questions regarding regulations can contact their association representatives or the Oregon Department of Transportation at the numbers listed here.

**Oregon Department of Transportation  
Motor Carrier Transportation Division**

3930 Fairview Industrial Drive SE  
Salem OR 97302  
503-378-5849

Farm Certification Unit: 503-378-5203

<https://www.oregon.gov/ODOT/Pages/index.aspx>

Also, see page 36 for a list of ODOT Motor Carrier Transportation Division (MCTD) offices throughout Oregon.

**Oregon Farm Bureau**

1320 Capitol St NE - Ste 200  
Salem OR 97301  
503-399-1701 or 800-334-6323  
<https://oregonfb.org/>

**Oregon Wheat Growers League**

115 SE 8th  
Pendleton OR 97801  
541-276-7330  
<https://www.owgl.org/>

**Oregon Association of Nurseries**

29751 Town Center Loop West  
Wilsonville OR 97070  
888-283-7219 or 503-682-5089  
<https://www.oan.org/>

# Contents

<b>Farm Trucking in Oregon — The Basics</b>	4
Benefits of Oregon Farm Certification	6
Permitted Uses of Farm-Plated Vehicles	7
“T” Truck Plate Requirements	8
Determining Registration Weight	9
Over-Dimension Permits	10
Operating Vehicles Under Lease Agreements	12
For-Hire Hauling	13
Interstate Commerce	14
MAP-21 Safety Exemptions	15
<b>Farm Vehicle Operations Checklist</b>	16
Safety Regs for Interstate Farm Operations	17
Insurance	17
Parts & Accessories	17
Inspection, Repair, and Maintenance	19
Annual Vehicle Safety Check	19
Driver Qualifications	20
CDL Requirements	20
Farm Endorsements for Vehicles Defined as Covered Farm Vehicles	21
Drug and Alcohol Testing	22
Interstate Driver Hours-of-Service	23
Vehicle Identification	25
Trailer and Truck Tractor Markings	26
Rear Impact Guards	27
Crash Reporting	28
Load Securement	29
<b>Farm Operations in Oregon’s Neighbor States</b>	31
Types of Vehicle Safety Inspections	33
Level 2 “Walk Around” Checklist	34
For-Hire Farmer Records Requirements	35
Oregon DOT Enforcement Offices	36
Farm Certification Unit Contact Information	37
DMV Contact Information	37

## Farm Trucking in Oregon – The Basics



**Get a USDOT Number.** A U. S. Department of Transportation (USDOT) number is used as an identification number and is issued by the Federal Motor Carrier Safety Administration (FMCSA). Companies who operate vehicles with a gross vehicle weight rating or actual weight over 10,000 lbs. must obtain a USDOT number.

### NOTE:

The only option available for obtaining a USDOT number is through the FMCSA's Unified Registration System. The Unified Registration System is available online at:

<https://portal.fmcsa.dot.gov/UrsRegistrationWizard/>



**Get farm-certified.** Apply for farm plates by first completing the Farm Certification Application and submitting it to the MCTD Farm Certification Unit in Salem.

### Farm Certification Application:

<https://www.oregon.gov/ODOT/Forms/Motcarr/9670fill.pdf>



**Get farm license plates.** Oregon DMV issues "F" farm plates, with the approval of ODOT Motor Carrier Transportation Division (MCTD). DMV requires MCTD approval of the Farm Certification Application before issuing farm plate(s). If there's a delay getting MCTD approval of either the initial Farm Certification Application or a later request for additional plates, DMV staff issues temporary, 45-day farm registration permits for a farmer's vehicle(s).



**Meet fuels tax requirements.** A farmer with a bulk storage tank, an F-plated vehicle, and/or a diesel powered vehicle commonly requires an Use Fuel User License and must file Use Fuel Tax Reports. Contact the ODOT Fuels Tax Group 888-753-2525 or 503-378-8150 – for more info or visit: <https://www.oregon.gov/ODOT/FTG/Pages/New-to-Fuels-Tax.aspx>



**Determine if vehicles are subject to safety regulations.** Recent federal legislation has resulted in safety exemptions for some farm vehicles. The Moving Ahead for Progress in the 21st Century Act (MAP-21), was signed into law on July 6, 2012. The term “**Covered Farm Vehicle**” is used to describe farm vehicles that are exempt from many safety regulations. Carefully read information about MAP-21 and **Covered Farm Vehicles** in this guide. **See Page No. 15.**



**Interstate Operations need UCR.** The USDOT adopted into federal law, the Unified Carrier Registration (UCR) program. The UCR is a base-state system for registering interstate motor carriers with vehicles over 10,000 lbs., including private, for-hire, and exempt carriers, farmers operating in interstate commerce, brokers, freight forwarders, and leasing companies.

- Oregon-based interstate motor carriers must pay on-line at a UCR-designated website <https://www.ucr.gov> or they must select a western state, other than Oregon, and pay the fees to that state.

## Benefits of Oregon Farm Certification



- **Lower annual vehicle registration fees.**  
A 26,000 lbs. farm vehicle pays \$174.00, which is \$705.00 less than the fee for a non-farm vehicle. An 80,000 lbs. farm vehicle pays \$559.00, which is \$439.00 less than the fee for a non-farm vehicle.
- **Exemption from Oregon weight mile tax when used for qualified Farm operations.**  
May still be subject to Oregon's state fuels tax.
- **Exemption from MCTD insurance requirements.** Farm vehicles must comply with DMV insurance requirements.
- **Farm vehicles are exempt from some motor carrier safety regulations when operating in Oregon.**
- **Exemption from Oregon DEQ pollution control equipment and emissions testing.**
- **Lower fee for participation in Oregon's International Fuel Tax Agreement (IFTA).**
- **Farm plates help identify vehicles that can be operated with a regular driver license with a "Y" or "Z" farm endorsement.**

## Permitted Uses of Farm-Plated Vehicles

Oregon law – ORS 805.390 – allows farm-registered vehicles to be used in the following ways:

- Hauling the farmer's own agricultural commodities, products, or livestock that were originally grown or raised by the farmer on their own farm, ranch, or



orchard. This includes products or byproducts of commodities or livestock that were packed, processed, or

manufactured by the farm or for the farm, if the farmer retains ownership of the products. This does not include products that have been transformed into a finished state.

- Hauling materials that are incidental to the regular operation of the farmer's farm. Also, hauling supplies, equipment, or materials that will be consumed or used on the farmer's farm.

- Hauling forest products to their farm, or hauling forest materials originating on a farm or as an incident to the regular operation of the farm.

But the vehicle cannot be used to haul piling or poles over 30" around at the large end or logs over 8' 6" long. A farm-plated vehicle with a loaded weight of 16,000 lbs or less may, however, transport logs over 8' 6" if they're not over 16' 6" long.

- Transporting straw, whether or not the straw was grown on the farmer's own farm, if the farmer hauling the straw is the one who bales it. "Straw" is defined as the stalk of grass or grain left after threshing.

- Personal use by the farmer, any member of their immediate family, or any person employed by the

farmer. “Personal use” includes such things as taking the boat to the lake, hauling the camper, and going to the movies or the grocery store.

- Hauling products, supplies, equipment, or materials for another qualifying farmer on a bonafide, documented exchange of labor basis if what is hauled will be used or consumed on that farmer’s farm or is directly related to the operation of the farm.
- Farm vehicles may be rented or borrowed by a farmer to haul their own agricultural commodities, products or livestock that were originally grown or raised on their farm, but only if that farmer could qualify for farm registration for vehicles of the type and size rented or borrowed.

## “T” Truck Plate Requirements

Vehicles that don’t have a farm plate will need an Oregon “T” plate if they operate with a combined weight over 10,000



lbs. Truck-tractors will need one if they operate with a combined weight over 8,000 lbs. – ORS 803.430(3) (a)(b). “Combined weight” means the total empty weight of all vehicles in a combination plus the total weight of the load carried on that combination of vehicles – ORS 801.199. Commercial Motor Vehicles (CMV) over 26,000 lbs. are subject to weight-mile tax display an Oregon Commercial or Apportioned plate rather than a T-plate.



## Determining Registration Weight

Registration weight is the total weight of a vehicle or all vehicles in a combination (e.g. a vehicle and any trailers it may pull); plus the total weight of the load carried on that vehicle or combination of vehicles.

The weight of a camper or the trailing vehicles listed below should not be included when determining registration weight:

- Trailers with a loaded weight of 8,000 lbs. or less.
- Special-use trailers, travel trailers or manufactured structures and fixed load vehicles.
- Towed motor vehicles.

If your vehicle will temporarily exceed your registration weight, you must obtain a temporary Registration Weight Trip Permit. This permit is available from a DMV field office or MCTD. MCTD Registration can be reached at 503-378-6699.

**NOTE:** Operations that exceed legal size and weight may need a variance permit issued by MCTD's Over-Dimension Permit Unit. See next page for more information.

## Over-Dimension Permits

MCTD issues single-trip and annual variance permits for overweight, overheight, overwidth, and overlength loads. Vehicles require an over-dimension permit when operated in combinations that exceed maximum size and/or weight limits. For example, a farm vehicle needs one when it is operated over 80,000 lbs. DMV may issue a farm plate for that vehicle, but the farmer still needs to contact MCTD to acquire a variance permit to operate over the maximum legal weight limit.

**Contact MCTD  
Over-Dimension Permits Unit  
503-373-0000**

[https://www.oregon.gov/ODOT/MCT/Pages/  
Over-Dimension.aspx](https://www.oregon.gov/ODOT/MCT/Pages/Over-Dimension.aspx)

A permit is also needed for any non-divisible load for which any one of the following applies:

- Width of the load or hauling equipment exceeds 8 feet, 6 inches, and/or height of vehicle or vehicle combination and load exceeds 14 feet.
- Any single axle weight exceeds 20,000 lbs., and/or any tandem axle exceeds 34,000 lbs., and/or gross combination weight exceeds 80,000 lbs., and/or gross weight of any group of axles exceeds those in the legal weight table shown on Group Map 1.
- Front overhang exceeds four (4) feet beyond the front bumper of the vehicle.

- Rear overhang exceeding five (5) feet beyond the end of the trailer when hauling a single non-divisible load.
- Vehicle combination length exceeds those authorized on Group Map 1.

Oregon law provides an exemption for farm vehicles that exceed maximum allowable weight limits. A farm vehicle transporting field-loaded agricultural commodities in Malheur County may operate at greater weights listed in ORS 818.010(4). Field-loaded vehicles can travel on state and county roads in Malheur County (unless they violate posted weight limits on a road or bridge), but the law specifies that they cannot travel on I-84 or US95.

The law provides an exemption from maximum size limits for implements of husbandry hauled, towed, or moved on any highway not a part of the Interstate system if the movement is incidental to a farming operation and the owner is engaged in farming or is hired by or under contract to a farmer to perform agricultural activities — ORS 818.100(12). This type of movement is subject to the maximum limit of allowable extension beyond the last axle of a combination of vehicles shown in Table II of ORS 818.080(2).

The law also provides an exemption from the limits on the number of vehicles in combination, allowing for a combination of three implements of husbandry, or two implements of husbandry hauled or towed by another vehicle — ORS 818.120(7).

## **Operating Vehicles Under Lease Agreements**

Farmers may lease vehicles for their farming operation, but only the number of vehicles reasonable to support their farming operations.

When an Oregon based or an out-of-state farmer leases a vehicle for their farm-related operations in Oregon, the farmer must carry in that vehicle a copy of the leased vehicle letter that is obtained from the MCTD Farm Certification Unit. This leased vehicle letter is vehicle specific. The farmer must also carry a copy of the Lease / Rental Agreement that contains the starting and ending date and the terms of the rental basis (daily, weekly, monthly, annually).

## **Oregon Use Fuel Tax**

An Oregon Farm Certification or an Out of State Farm Verification does not exempt a farmer from Oregon use fuel tax law. For further information about the law, call the ODOT Fuels Tax Group at 503-378-8150, 888-753-2525 or visit their website

<https://www.oregon.gov/ODOT/FTG/Pages/New-to-Fuels-Tax.aspx>

**Questions?  
Contact the MCTD  
Farm Certification Unit at 503-378-5203.**

## **For-Hire Hauling**

A trucker is considered to be “for-hire” if they hold themselves out to provide transportation service to the public for compensation.

A farmer may use their farm-registered vehicle to haul products, supplies, equipment, or materials for another qualifying farmer on a bonafide, documented exchange of labor basis if what’s hauled will be used or consumed on that farmer’s farm or is directly related to the operation of the farm.

In other situations, a farmer with a farm-registered vehicle that wants to haul for-hire must obtain a Class 1A permit from MCTD. The permit authorizes occasional use of the vehicle to haul for-hire from point to point within Oregon only however; it does not authorize hauling household goods or passengers or hauling for-hire interstate. There is a one-time \$300 filing fee for the Class 1A permit.

Farmers who want to haul for-hire within Oregon also need to obtain a paper credential called an Oregon Weight Receipt and Tax Identifier allowing them to conduct both farm and for-hire operations. The haul-for-hire operations are subject to motor carrier regulations, including requirements related to weight-mile tax, bond, insurance, safety, and record keeping. Farmers must keep records showing the miles operating for-hire, the miles the vehicle was used in exempt farm operations and file monthly or quarterly tax reports. (More information on page 35)

**Questions? Contact the MCTD  
Farm Certification Unit at 503-378-5203.**

## What is Interstate Commerce?

A farmer operating vehicles that are **NOT Covered Farm Vehicles** (see definition on next page) may be subject to safety regulations when operating in interstate commerce. In federal law – 49 CFR 390.5 – “interstate commerce” means trade, traffic, or transportation in the United States:

1. Between a place in a state and a place outside of such state, including a place outside the U.S.;
2. Between two places in a state through another state or a place outside the U.S; or
3. Between two places in a state as part of trade, traffic, or transportation originating or terminating outside the State or the U.S.

Sometimes even hauling from point to point within a state can be interstate commerce. For example, it's usually interstate commerce when, a farmer hauls wheat from a Oregon field to a Oregon elevator. After the elevator buys the wheat it may ship some to a local flour mill and some to a facility for shipment overseas. The fact that the wheat stops and changes hands at a middle point like the storage elevator, doesn't necessarily break its transportation into two separate parts. The trip from the field to the elevator and then later delivery to various customers can both be trips in interstate commerce. Also, when wheat is commingled and there's no way to know which grain went where, it's more likely to be interstate commerce. Wheat taken from an Oregon field to an Oregon mill and turned into flour is intrastate commerce because the wheat is substantially changed into something else.

## MAP-21 Safety Exemptions

The Moving Ahead for Progress in the 21st Century Act, (MAP-21) identified certain farm vehicles exempt from some safety regulations. The term **“Covered Farm Vehicle”** is used to describe farm vehicles that are exempt from some, but not all safety regulations.

### **A Covered Farm Vehicle includes:**

A straight vehicle or articulated vehicle registered in a state with a designation that identifies the vehicle as a farm vehicle; and is operated by the owner or operator of a farm or ranch, or an employee or family member of an owner or operator of a farm or ranch; and is used to transport agricultural commodities, livestock, machinery or supplies to or from a farm or ranch and is not used in for-hire motor carrier operations; and not transporting hazardous materials requiring placarding.

**Covered Farm Vehicles** with a gross vehicle weight or gross vehicle weight rating of 26,000 lbs. or less may utilize the safety exemptions anywhere in the United States.

**Covered Farm Vehicles** with a gross vehicle weight or gross vehicle weight rating of more than 26,001 lbs. may use safety exemptions anywhere in the state of registration or across state lines within 150 air-miles of the farm or ranch.

**Covered Farm Vehicles** are exempt from Federal Motor Carrier Safety Regulations, Parts 382 (drug/alcohol testing program), 383 (CDL), 391 (medical card qualifications only), 395 (hours of service), and 396 (roadside vehicle inspections).

## Farm Vehicle Operations Checklist

The following pages provide a checklist of the basic federal and state safety requirements for farm trucking in Oregon. **MAP-21 allows for some exemptions for Covered Farm Vehicles. See Page No. 15.**

In order to determine if safety regulations apply, you must first determine if a **Covered Farm Vehicle** is being operated. Safety regulations apply to the following vehicles when operating in interstate commerce except when determined to be a **Covered Farm Vehicle. See Page No. 15.**

1. Vehicles with a gross vehicle weight rating (GVWR) or combination weight rating (GCWR) of 10,001 lbs. or more, or
2. Actual weight of 10,001 lbs. or more, or
3. Vehicles transporting a hazardous material in a quantity requiring placards, or
4. A vehicle designed to transport 16 or more passengers, including the driver.

The regulations apply to vehicles operating in Oregon intrastate commerce when hauling for-hire, when over 80,000 lbs., or when pulling triple trailers.



## Safety Regulations for Interstate Farm Operations



### Insurance

Have at least the minimum amount of liability insurance required by DMV. Vehicles transporting hazardous materials may need insurance coverage between \$1 million and \$5 million.



### Parts & Accessories

Check all of the following:

- Headlights and brake lights work.
- Tractor and trailer have reflective sheeting or reflectors to make them more visible at night.
- Vehicle has a service brake, parking brake, and brakes on all wheels. Vehicles towing a trailer have breakaway and emergency brakes.
- Brake tubing and hoses are okay.
- Vehicle has brake warning system that tells driver of problems with hydraulic brakes, air brakes, or vacuum brakes.
- Windshield isn't discolored or cracked in area from top of steering wheel to within two inches of windshield top.

- No fuel system part is wider than the widest part of the vehicle or forward of the front axle. Fuel lines don't extend between the vehicle and trailer.
- Coupling devices and fifth wheel assemblies are securely attached and safe.
- Cargo is loaded and secured so it will not shift or fall off.
- Tires are in good shape, including 4/32 inch or more tread on front tires and 2/32 inch or more on other tires. Wheels are in good shape – no cracks or loose fasteners.
- Exhaust system is securely fastened and not located below fuel tank or tank filler pipe or located where it could burn or damage wiring, fuel supply, or anything combustible. Also, there are no temporary repairs or patches and it's not leaking at a point under the cab or sleeper.
- There's a bumper or other device to prevent under ride if another vehicle strikes the rear end. (Tractors, pole trailers, and driveaway towaway vehicles are exempt.)
- Vehicle is equipped with functional seat belts (applies to post-1965 vehicles).
- Emergency equipment includes stopped vehicle warning devices, spare fuses, and fire extinguisher with a rating of at least UL 5 B:C, or 10 B:C if transporting hazardous materials.

- Frames and suspension systems – axles, adjustable axles, leaf and coil springs, torsion bars, air suspensions – are structurally sound and in safe working order. There are no cracked or broken frame members.
- Steering system – steering wheel, steering column, gear box, ball joints – are in proper working order.



## **Inspection, Repair, and Maintenance**

Inspection, repair, and maintenance records for each vehicle must be saved on file for one year. Drivers are not required to submit daily driver vehicle inspection reports (DVIR's) unless defects are found, completed reports must be maintained for at least 3 months. Pre and Post trip inspections are still required to cover service brakes (including trailer brake connections), parking brake, steering, lights, tires, horn, windshield wipers, rearview mirrors, coupling devices, wheels and emergency equipment. Post trip reports do not apply to one vehicle operators.

**Note: Not Required for Covered Farm Vehicles  
See Page No. 15.**



## **Annual CMV Safety Check**

Any vehicle that operates in interstate commerce must be checked by a qualified person at least once a year and a copy of that checkup must be kept for 14 months. Knowledgeable farmers can do their own annual vehicle safety check.

**Note: Not Required for Covered Farm Vehicles  
See Page No. 15.**



## Driver Qualifications

A **Covered Farm Vehicle** driver must be at least 18 years old, be able to safely operate the type of vehicle being driven, be able to read and speak English, and be physically qualified. Also, they must provide a list of all traffic violations to their employer and pass a road test. The driver may not be disqualified (driving privileges suspended in any state), and must have a current, appropriate operator's license.

**Note: Medical Qualification Standards are Not Required for Covered Farm Vehicles.**

**See Page No. 15.**



## CDL Requirements

A driver needs a CDL to operate a CMV when:

1. The vehicle and trailer have a GCWR or actual weight of 26,001 lbs. or more, and the trailer GVWR or actual weight is 10,001 lbs. or more, or
2. The vehicle has a GVWR or actual weight of 26,001 lbs. or more, or
3. The vehicle is transporting hazardous materials that require placards.

**NOTE:** When hauling for the farmer's farm, the driver of a **Covered Farm Vehicle** over 26,000 lbs. doesn't need a CDL if they have a Farm Endorsement on a Class C license and operate within 150-miles of the farm, including distance into Washington or Idaho. (Triple trailer operations require a CDL.)

**See page No. 15.**



## Farm Endorsements for Vehicles Defined as Covered Farm Vehicles

Most drivers of **Covered Farm Vehicles** are not required to have a CDL if they have a farm endorsement on their regular driver's license. A farm endorsement allows drivers to operate vehicles equipped with air brakes, tankers, double trailers, and vehicles transporting hazardous materials when the vehicle is properly placarded.

To qualify for a farm endorsement the driver must:

- Be at least 16 years old, provide Proof of Identification, complete a Farm Endorsement Application, and pay the appropriate fees.
- Meet the qualifications for or have a non-commercial Class C (or higher) driver license.
- Have a good driving record, as defined in Oregon Administrative Rules 735-062-0085.

Drivers with a "Y" or "Z" farm endorsement can drive large **Covered Farm Vehicles** used to transport agricultural products, farm machinery, or farm supplies to and from a farm, operated within 150 miles of the farm, and not used in for-hire operations. **See Page No. 15.**

A CDL is always required to operate a triple trailer combination and drivers need a "T" endorsement. A CDL is also required to transport passengers in a vehicle designed for 16 or more people, including the driver. A "P" endorsement is required to transport farm workers or other passengers.



## Drug and Alcohol Testing

Drivers required to have a CDL are subject to five types of drug and alcohol tests:

1. Pre-employment.
2. Post-accident.
3. Random.
4. Reasonable suspicion.
5. Return-to-duty and follow-up.

It's important to keep records related to testing. Also, motor carriers must establish a policy regarding alcohol misuse and controlled substance abuse and provide drivers with related educational materials.

Testing requirements don't apply to farmers with a farm endorsement operating within 150 miles of the farm or drivers who are not required to have a CDL for the type of vehicle they're operating. If a driver does not need a CDL but chooses to have one, they are not subject to testing.

**Note: Not Required for Covered Farm Vehicles  
See Page No. 15.**



## Interstate Driver Hours-of-Service

- No more than 11 hours driving following 10 hours off duty.
- No driving after 14 hours after coming on duty following 10 hours off duty.
- No driving after 60 hours on duty in 7 consecutive days, or 70 hours on duty in 8 consecutive days.
- A 7 or 8 consecutive day period may restart after 34 hours off duty.
- Keep log book records for six months.

**EXCEPTION:** Under Oregon Administrative Rules, carriers operating in intrastate commerce and transporting property other than hazardous materials can follow these limits:

- Drivers may not exceed 12 hours driving after 10 consecutive hours off duty.
- Drivers may not drive beyond the 16th hour after coming on duty following 10 consecutive hours off duty.
- Drivers may not drive following 70 hours on duty in any 7 consecutive days, or 80 hours on duty in any 8 consecutive days.
- A 7 or 8 consecutive day period may restart after 34 hours off duty.

Driving time limits don't apply to farm vehicle drivers hauling agricultural commodities or farm supplies within a 150 air-mile radius from the source of the commodities, or the distribution point for the farm supplies, when done during planting and harvesting seasons within the state.

**Note: Not Required for Covered Farm Vehicles  
See Page No. 15.**





## Vehicle Identification

Vehicles should be marked on both sides with the operating company's legal name or trade name and the USDOT number. Letters and numbers must contrast sharply with background colors and be legible from a distance of 50 feet.

Farmers who operate vehicles up to 26,000 lbs. and solely intrastate, are exempt from these marking requirements.



**NOTE:** The only option available for obtaining a USDOT number is through the FMCSA. Register online at:

<https://portal.fmcsa.dot.gov/UrsRegistrationWizard/>

Biennial updates are required and can be done at the website listed above.

## Trailer and Truck-Tractor Markings

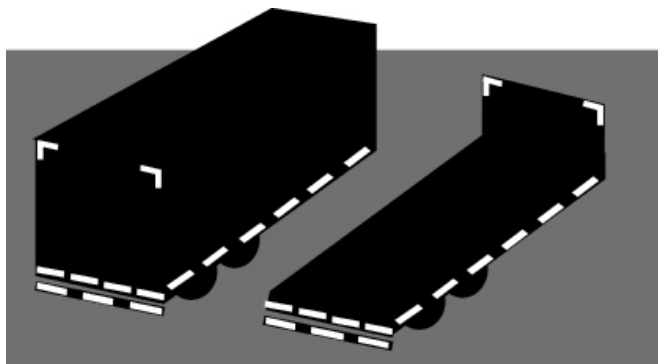
Trailers and the rear of truck-tractors need to be marked with red and white reflective material to make them visible to other drivers at night.

Since 1993, manufacturers have been outlining trailers with red and white reflective tape or hard plastic reflector strips. In 1999, the FMCSA ordered all older trailers to be retrofitted to the new standards.

The requirements apply to all trailers and semi-trailers with an overall width of 80 inches and a gross vehicle weight rating of 10,001 lbs. or more. The only exceptions are pole trailers, trailers transported in a driveaway towaway operation (when the trailer itself is the cargo or is being towed for repair), and trailers used only as offices or dwellings.

Marking requirements are found in Part 393.13, in the Federal Safety regulations:

<https://www.fmcsa.dot.gov/>



## Rear Impact Guards

Trucks and trailers need a rear impact guard to protect against vehicles going under them in a collision. For trailers manufactured after January 26, 1998, the rear impact guard must be within 12 inches of the rear of the vehicle, no more than 22 inches from the ground, and extending to within 4 inches of the sides. All trucks and older trailers can have a rear impact guard that is within 24 inches of the rear of the vehicle, no more than 30 inches from the ground, and extending to within 18 inches of the sides.



The requirements apply to all vehicles with a gross vehicle weight rating of 10,000 lbs. or more, except truck tractors, pole and pulpwood trailers, special purpose vehicles, and certain temporary living quarters. The regulations are in Part 393.86.





## **Crash Reporting**

Report to DMV any crash involving a fatality, injury, or damage exceeding \$1,500. Also, report to the ODOT Crash Analysis and Reporting Unit any crash involving a fatality, injury, or disabling damage requiring that a vehicle be towed away. The Motor Carrier Crash Report can be completed on paper or online.

To report on paper, complete the Oregon Traffic Accident and Insurance Report, which includes a Motor Carrier Crash Report on pages 6 and 7. File that with the Crash Analysis and Reporting Unit of ODOT's Transportation Development Division.

### **Oregon Traffic Accident and Insurance Report**

<https://www.oregon.gov/ODOT/Forms/DMV/32.pdf>

To report online, use the Oregon Trucking Online Crash Report Form and submit it electronically.

### **Online Crash Report Form**

<https://www.oregontruckingonline.com/cf/MCAD/pubMetaEntry/accidentRpt/index.cfm?>

Maintain a crash register, including copies of crash reports, for three years after a crash.



## Load Securement

A CMV must be loaded and equipped, and its cargo secured, to prevent anything from leaking, spilling, blowing, or falling from the vehicle. Cargo must also be contained, immobilized, or secured to prevent any shifting that affects vehicle stability or maneuverability.

Hay and straw hauling provides one example of the load securement challenges farmers commonly face. In recent years, the FMCSA confirmed that a combination of longitudinal tiedowns can unitize hay bales and with one or two lateral securement devices, depending on vehicle length, provide a system that meets or exceeds securement requirements. Here's a summary of acceptable securement practices:

**Bale Placement** — The load must be balanced and positioned so it's stable without tiedowns.

- Small bales (see Figure 1) — *Sides of load:* Do not place outside bales in the same direction in more than two successive tiers (A), except one bale above and below a tier, up to three tiers in succession (B). In the top tier, load bales crosswise to the vehicle (C). Do not load any bale vertically.
- Big bales — *Sides of load:* Do not place outside bales in the same direction in more than three successive tiers.

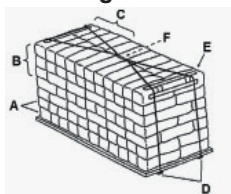
Load projection — Bales may extend over the vehicle's cab if they're supported, interlocked with other bales, and don't obstruct the driver's view. But no bales may extend beyond the vehicle bed between a vehicle and trailer, or semi-trailer and trailer, or more than one-third the bale length beyond the rear of the bed surface on a single vehicle or the

last vehicle in a combination.

**Longitudinal Tiedowns** — Unitize the load with two longitudinal tiedowns, each with a minimum working load limit of 2,100 lbs., and secured with a tightening device (F, I). The tiedowns must be applied over V-boards (E), or big bales may use the alternate method below.

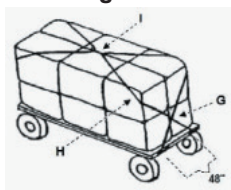
With V-Boards (big or small bales) — Two tiedowns anchored at the front and rear near the corners (D), extended over the top, and crossed or connected with a tightening device at the center (F).

**Figure 1**



Alternate securement (big bales) — Two tiedowns anchored at the front and rear of the load at least 48 inches apart, crossed at the front and rear (G), passed to the outside around the upper corners of the load (H), and connected with a tightening device at the top center (I).

**Figure 2**



**Lateral Tiedowns** — Each tiedown must have a minimum working load limit of 4,000 lbs. Multiple tiedowns may be substituted if each has a load limit of 625 lbs., with a combined working load limit of 4,000 lbs. or more. Tiedowns less than 2 inches in width or diameter must include V-boards. Vehicles 32 feet or less long require one tiedown in the center of the length of the vehicle. Longer vehicles need two tiedowns – at one-third and two-thirds the length of the vehicle.

## Farm Operations in Oregon's Neighbor States

### REGISTRATION

Washington and Idaho have agreements with Oregon to waive its registration requirements for farm-plated vehicles operating within 50 miles of the border. Oregon farmers can haul products from point of production to market or warehouse in that state. They can also haul commodities, supplies, or equipment for their farm or ranch. But if they go beyond 50 miles of the border, farmers must meet state registration requirements.

Oregon has other farm-related agreements with Idaho, Kansas, Missouri, Nebraska, North Carolina, Wyoming, Nova Scotia, and Saskatchewan. Oregon has a very limited agreement with Nevada and no agreement with California. For more information about reciprocity, contact the Farm Certification Unit at 503-378-5203.

### FUEL TAX

Oregon farmers may operate in neighboring states if they pay each state's diesel fuel tax. Oregon farmers either need to participate in the International Fuel Tax Agreement (IFTA) or get a temporary fuel tax trip permit before going to California, Nevada, or Washington. Those states don't allow truckers to stop at the nearest truck stop or Port of Entry to get a permit. Idaho is the only neighboring state that allows farmers who don't participate in IFTA to obtain a fuel tax trip permit at their first stop in the state.

Under IFTA, an Oregon farmer pays an annual license fee to operate in other states and Canada. It's a \$50 fee if more than half of the farmer's IFTA-qualified vehicles are farm vehicles. The farmer then

files quarterly reports showing the miles traveled and fuel taxes owed. Oregon collects the fuel tax and distributes it on behalf of the farmer. Call the ODOT MCTD IFTA Unit at 503-373-1634 for more information.

## **CALIFORNIA FUEL TAX PERMITS**

Temporary permits can be obtained at two Medford truck stops on I-5 — the Petro Truck Stop at 541-535-3372, and Freightliner Northwest, Medford at 541-779-4622. Truckers can also call the CA Department of Taxes and Fees Administration, in Sacramento at 1-800-400-7115.

## **NEVADA FUEL TAX PERMITS**

Temporary permits can be obtained from ADK Permit Services at 800-257-4568, The Permit Co. at 800-331-0418, or ComData at 800-749-6058. Call the Nevada DMV Motor Carrier Bureau at 775-684-4711 for more information.

## **WASHINGTON FUEL TAX PERMITS**

Temporary permits can be obtained from several permit agents, but the Washington Trucking Association is the only one through which a person can call, pay by credit card, and have a permit faxed back. Call the Washington Trucking Association at 800-732-9019 or 253-838-1650.

## **IDAHO FUEL TAX PERMITS**

Temporary permits can be obtained at the first Idaho truck stop or Port of Entry, or by calling the East Boise Port of Entry at 208-334-3272. Farmers registered with Idaho can go online for service — <https://trucking.idaho.gov/>



## **Types of Vehicle Safety Inspections Conducted Throughout North America**

**LEVEL 1** — A complete inspection that includes a check of the driver's license, medical examiner's certificate (and waiver, if any), alcohol and drugs, hours of service, seat belt, annual vehicle inspection report, brake system, coupling devices, exhaust system, frame, fuel system, turn signals, brake and tail lamps, headlamps, lamps on loads, load securement, steering, suspension, tires, van and open-top trailer bodies, wheels and rims, windshield wipers, emergency exits on buses and hazardous materials requirements, as applicable.

**LEVEL 2** — A “walk-around” inspection that includes a check of each of the items in a Level 1 inspection, but not items that require the inspector to physically get under the vehicle.

**LEVEL 3** — An inspection of just the driver-related items in a Level 1 inspection.

**LEVEL 4** — A special inspection, typically a one-time examination of a particular item for a safety study or to verify or refute a suspected trend.

**LEVEL 5** — An inspection of just the vehicle related items in a Level 1 inspection.

**LEVEL 6** — An inspection of a shipment of highway-route-controlled quantities of radioactive material. A Level 6 inspection includes an enhanced check of each of the items in a Level 1 inspection.

## Level 2 “Walk Around” Checklist

- 1** Identify company name and check for a USDOT number.
- 2** Review driver documents and check for appropriate driver license.
- 3** If hauling hazardous materials, check shipping paper, package labels, and placarding.
- 4** Inspect front of the vehicle. Check lights, windshield, wipers, horn, wheels, and tires.
- 5** Inspect left side of vehicle. Check fuel tanks, air and electrical lines, wheels and tires, exhaust system, coupling device, side lamps, and condition of vehicle and trailer body. Check tractors and trailers for required reflective tape.
- 6** Inspect rear of vehicle. Check lights, rear bumper, wheels and tires, reflective tape.
- 7** Inspect right side of vehicle. Inspect as described in #5.
- 8** Check for proper cargo securement. Check for unsecured dunnage, tools, and spare tire.
- 9** Inspect inside vehicle. Check for low air brake warning device. Check same for vacuum and hydraulic brakes. Check fire extinguisher and reflective triangles.
- 10** Complete the inspection document and return documents to the driver.

## For-Hire Farmer Records Requirements

Oregon farmers hauling commodities for-hire are subject to the Oregon weight mile tax and record keeping requirements (see page 13). Once a farmer



begins for-hire operations, records must be kept for at least 3 years on all operations to determine which miles are subject to weight-mile tax and which are exempt. (Operations exempt from the weight

mile tax are still subject to Oregon fuels tax and must file monthly or quarterly tax reports) Farmers who conduct for-hire operations in addition to their own farm operations must keep a daily record of their for-hire and farm operations.

### Daily Record of Farm Vehicle Operation

<https://www.oregon.gov/ODOT/Forms/Motcarr/9448fill.pdf>

One confusing aspect of conducting both for-hire and farm operations is determining when tax status changes. If a farmer hauls for-hire one week and for their farm the next, when did the for-hire hauling actually end and when did the farm-related hauling begin? For-hire miles begin at the point of loading a for-hire commodity and continue until a farm-related commodity is loaded. This includes all empty miles from the time the for-hire load is delivered until a farm-related commodity is again loaded. If an auditor is unable to distinguish between farm-related and for-hire mileage, all miles, including the farm operation's mileage, may be considered taxable.

**Questions? Contact ODOT/MCTD in Salem at 503-378-6658.**



## MCTD Safety and Vehicle Size and Weight Enforcement Offices

	<b>Motor Carrier Safety</b>	<b>Vehicle Size and Weight</b>
<b>ASHLAND</b>	541-774-5997	541-776-6004
<b>BEND</b>	541-388-6171	541-388-6217
<b>CASCADE LOCKS</b>		541-374-8980
<b>FAREWELL BEND</b>	541-869-2909	541-869-2474
<b>KLAMATH FALLS</b>	541-883-5702	541-883-5701
<b>LA GRANDE</b>	541-963-1389	541-963-3170
<b>PORTLAND</b>	971-673-5885	
<b>ROSEBURG</b>		541-957-3605
<b>SALEM</b>	503-378-6963	503-378-6070
<b>SPRINGFIELD</b>	541-736-2303	
<b>UMATILLA</b>	541-922-2578	541-922-5183
<b>WOODBURN</b>	503-982-5365	503-982-0804

**MCTD Farm Certification Unit**

3930 Fairview Industrial Drive SE

Salem OR 97302

Phone: 503-378-5203

Fax: 503-378-8815

Email: [gr-mctdfarmunit@odot.state.or.us](mailto:gr-mctdfarmunit@odot.state.or.us)

<https://www.oregon.gov/ODOT/MCT/Pages/Farm-Trucking.aspx>

**Oregon Driver & Motor Vehicle Services**

1905 Lana Ave NE

Salem OR 97314

503-945-5000

<https://www.oregon.gov/ODOT/DMV/Pages/index.aspx>

**Links:**

**Application for Registration, Renewal, Replacement or Transfer of Plates & Stickers Form No. 268**

<https://www.oregon.gov/ODOT/Forms/DMV/268fill.pdf>

**Application for Title and Registration Form No. 226**

<https://www.oregon.gov/ODOT/Forms/DMV/226fill.PDF>

**Farm Endorsement Application Form No. 6776**

<https://www.oregon.gov/ODOT/Forms/DMV/6776.pdf>

**Fee Schedule-Vehicles Registered for Farm Use**

<https://www.oregon.gov/ODOT/Forms/DMV/152.pdf>

## Notes:

## Notes:

