



Oregon

Kate Brown, Governor

Oregon Department of Corrections

Office of the Director
2575 Center Street NE
Salem, OR 97301-4667
Voice: 503-945-0927
Fax: 503-373-1173



March 25, 2019

The Honorable Jackie Winters, Co-Chair
The Honorable Carla Piluso, Co-Chair
Ways and Means Subcommittee on Public Safety
900 Court Street NE
H-170 State Capitol
Salem, OR 97301-4048

RE: Responses to questions asked during Ways and Means presentation on March 25, 2019

Dear Ways and Means Public Safety Subcommittee Members,

Thank you for the opportunity to provide information related to the Oregon Department of Corrections (DOC). Below are responses to the questions asked during our presentation to the Ways and Means Public Safety Subcommittee on Monday, March 25, 2019.

1. How can friends and family share photos with adults in custody (AICs) today?

DOC's current contract with Telmate allows posting and exchange of photos between friends and family and AIC. Access to the internet for AICs is secured by a third party who reviews and secures outside applications similar to Photo Patch. Photos can also be mailed in according to the Inmate Mail Rule.

2. Of all injuries within DOC, what are the trends/data?

DOC has seen an overall decreasing trend in injuries over the last three years. Strains, slips, trips, and falls account for 34 percent of all DOC injuries. These, and other categories and percentages, are listed below.

Strains	20 percent
Slips/trips/falls	14 percent
AIC involved	18 percent
Blood exposure	14 percent
Contusions	10 percent
Other	24 percent

3. What is the demographic of hospital watches (i.e. gender, age, race)?

Charts with our top drivers for hospital trips are attached – broken down by age and gender. A breakdown including race would take a significant amount of additional work and chart reviews.

4. Does Oregon Corrections Enterprises (OCE) manufacture license plates?

As mentioned, OCE does not manufacture license plates. However, the concept was explored by OCE at the request of the Oregon Department of Motor Vehicles (DMV) in May 2016. Over a 16-month period, OCE examined current contract pricing and the variety of plates being produced under the current contract. The equipment need for plate production totaled just over \$1,500,000. The result of the cost comparison to the existing contract amount showed no cost savings to DMV or Oregonians at the time. The current vendor contract expires in 2020, at which time new pricing negotiations are expected. OCE is in continued contact with DMV and plans to provide an updated pricing proposal in 2020.

Again, thank you, for the opportunity to respond to your questions. I look forward to presenting the remainder of our testimony.

Sincerely,

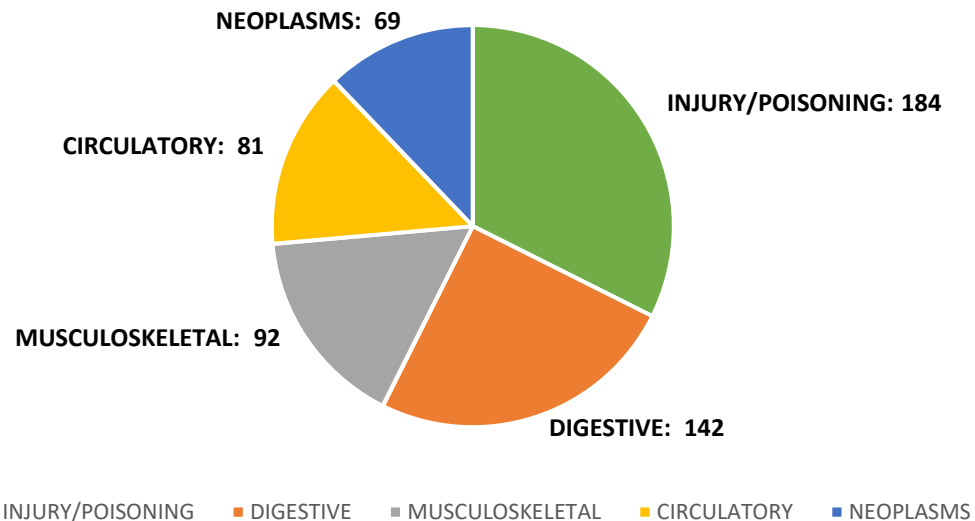
A handwritten signature in cursive script, appearing to read "Colette S. Peters". The signature is written in black ink and is positioned to the left of the typed name and title.

Colette S. Peters
Director

NUMBER of EVENTS Clinical Category	AGE RANGE						Grand Total
	18 - 24	25 - 34	35 - 44	45 - 54	55 - 64	> 65	
INJURY/POISONING	3	37	45	49	24	26	184
DIGESTIVE		20	38	39	27	18	142
MUSCULOSKELETAL		22	30	19	9	12	92
CIRCULATORY	4	32	12	10	13	10	81
NEOPLASMS	11	31	11	5	7	4	69
NERVOUS		12	11	16	14	13	66
GENITOURINARY		8	16	7	5	7	43
SYMPTOMS/ILL-DEFINED	1	5	12	4	7	14	43
RESPIRATORY	2	4	3	1	5	1	16
INFECTIOUS/PARASITIC	1	7	2	1			11
MENTAL			5	2	2	2	11
SKIN/SUBCUTANEOUS			1	1	4	3	9
BLOOD	1	1		1	1	4	8
NOT CATEGORIZED	2	3			3		8
ENDOCRINE/METOBOLIC		2	2		1	1	6
CONGENITAL ANOMALIES		2					2
PREGNANCY & DELIVERY				1			1
UNCLASSIFIED/E-CODES				1			1
Grand Total	25	186	188	157	237		793

Does not include AICs currently released Post Prison

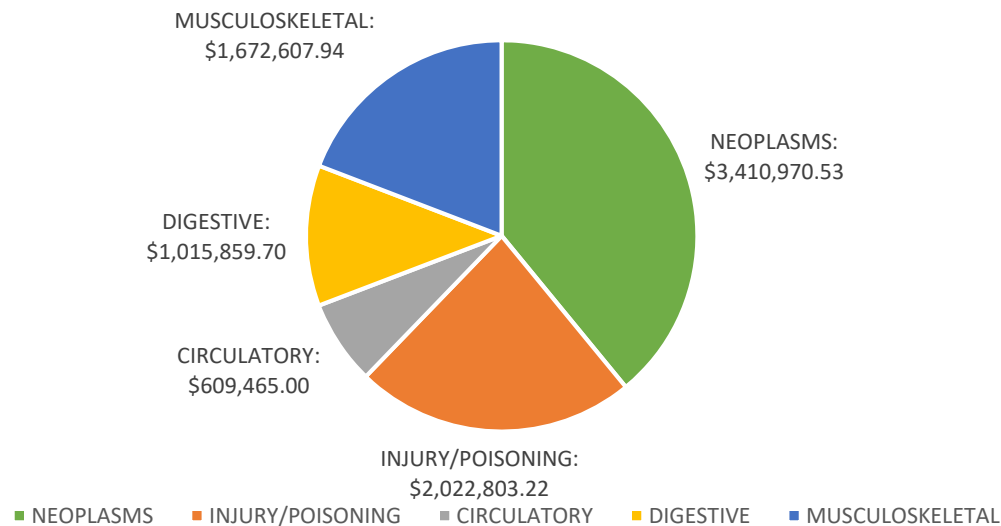
2018 Top 5 Clinical Category Events



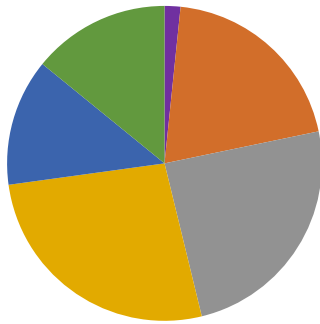
COST per CATEGORY	AGE RANGE						Grand Total
	18 - 24	25 - 34	35 - 44	45 - 54	55 - 64	> 65	
NEOPLASMS	\$305,868.89	\$1,426,457.13	\$773,285.87	\$523,746.83	\$201,491.43	\$180,120.38	\$3,410,970.53
INJURY/POISONING		\$630,727.36	\$624,146.00	\$417,504.93	\$228,753.29	\$121,671.64	\$2,022,803.22
CIRCULATORY	\$87,436.63	\$142,998.61	\$178,063.10	\$44,101.76	\$59,757.38	\$97,107.52	\$609,465.00
DIGESTIVE		\$457,750.84	\$187,904.91	\$168,520.32	\$114,895.73	\$86,787.90	\$1,015,859.70
MUSCULOSKELETAL		\$812,771.56	\$502,151.24	\$204,587.22	\$73,660.04	\$79,437.88	\$1,672,607.94
NERVOUS	\$452,225.90	\$1,284,331.24	\$194,931.04	\$110,541.42	\$109,212.59	\$66,927.87	\$2,218,170.06
GENITOURINARY		\$237,600.83	\$262,229.61	\$76,807.47	\$39,043.48	\$47,360.93	\$663,042.32
SYMPTOMS/ILL-DEFINED	\$175,665.34	\$23,782.95		\$11,323.67	\$9,052.12	\$28,002.99	\$247,827.07
RESPIRATORY	\$1,652,778.98	\$1,621,540.54	\$197,808.25	\$54,032.83	\$59,703.67	\$27,269.40	\$3,613,133.67
NOT CATEGORIZED			\$19,870.71	\$10,152.44	\$34,271.38	\$21,102.31	\$85,396.84
INFECTIOUS/PARASITIC			\$97,448.38	\$20,388.70	\$17,657.88	\$14,501.54	\$149,996.50
BLOOD	\$276,601.69	\$182,227.30	\$43,236.15	\$11,105.53	\$41,877.34	\$7,333.61	\$562,381.62
MENTAL		\$57,865.13	\$40,378.41		\$8,049.90	\$7,320.77	\$113,614.21
ENDOCRINE/METOBOLIC		\$65,924.32					\$65,924.32
SKIN/SUBCUTANEOUS	\$114,871.53	\$310,717.50	\$35,700.35	\$12,622.76			\$473,912.14
CONGENITAL ANOMALIES	\$382,962.08	\$80,672.84			\$23,912.72		\$487,547.64
PREGNANCY & DELIVERY				\$10,455.71			\$10,455.71
UNCLASSIFIED/E-CODES				\$10,398.37			\$10,398.37
Grand Total	\$3,448,411.04	\$7,335,368.15	\$3,157,154.02	\$1,686,289.96	\$1,806,283.69		\$17,433,506.86

Does not include AICs currently released Post Prison

2018 Top 5 Cost per Category

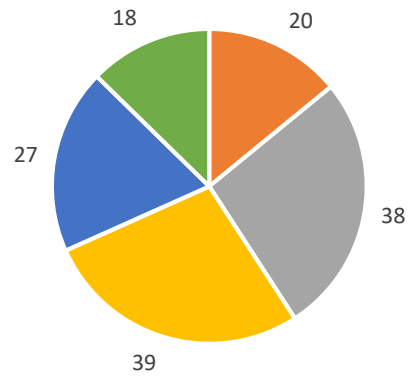


INJURY/POISONING



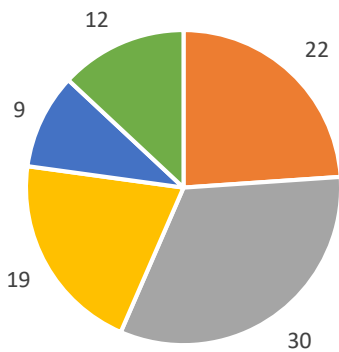
18 - 24 25 - 34 35 - 44 45 - 54 55 - 64 > 65
Age Range

DIGESTIVE



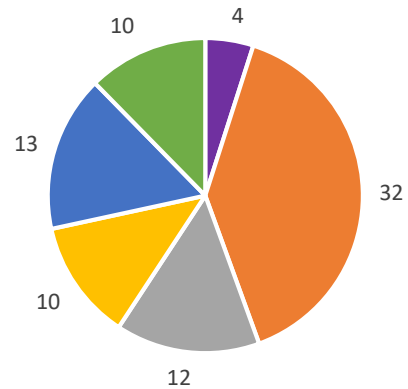
18 - 24 25 - 34 35 - 44 45 - 54 55 - 64 > 65
Age Range

MUSCULOSKELETAL



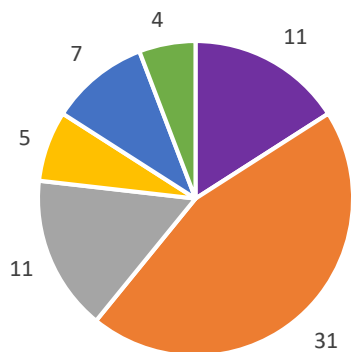
18 - 24 25 - 34 35 - 44 45 - 54 55 - 64 > 65
Age Range

CIRCULATORY



18 - 24 25 - 34 35 - 44 45 - 54 55 - 64 > 65
Age Range

NEOPLASMS



18 - 24 25 - 34 35 - 44 45 - 54 55 - 64 > 65
Age Range

Data does not include AICs released from DOC custody during past year.