

Vehicle Class & Operator Requirements

Class I = Quads & 3 Wheelers




Class II = SUVs, Jeeps, Sand Rails



Class III = Off-Road Motorcycles



Class IV = Side x Sides




OHV Permit Counts

On Average, 160,000 permits are active at any given time

Permit Sales	Calendar Year (Jan 1 - Dec 31) Permit Sales							
	2010	2011	2012	2013	2014	2015	2016	2017
Class I	48,970	47,315	43,168	42,364	41,324	40,954	39,886	36,178
Class II	16,174	14,977	12,253	12,430	12,677	13,947	14,443	14,283
Class III	17,260	16,350	15,434	16,582	16,533	17,178	18,207	17,875
Class IV	-	-	3,244	4,233	5,985	7,220	8,655	9,659
Total	82,404	78,642	74,099	75,609	76,519	79,299	81,191	77,995



Class I = 48% 
 '12-'13 = 57%





Class II = 18%



Class III = 23%



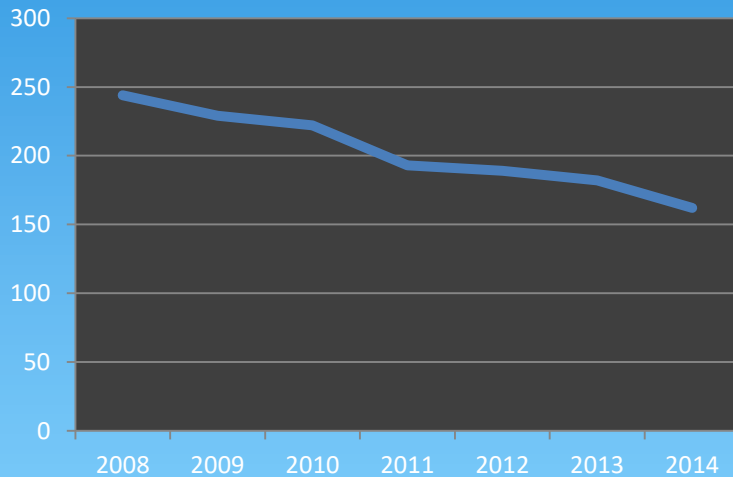
Class IV = 11% 
 '12-'13 = 5%



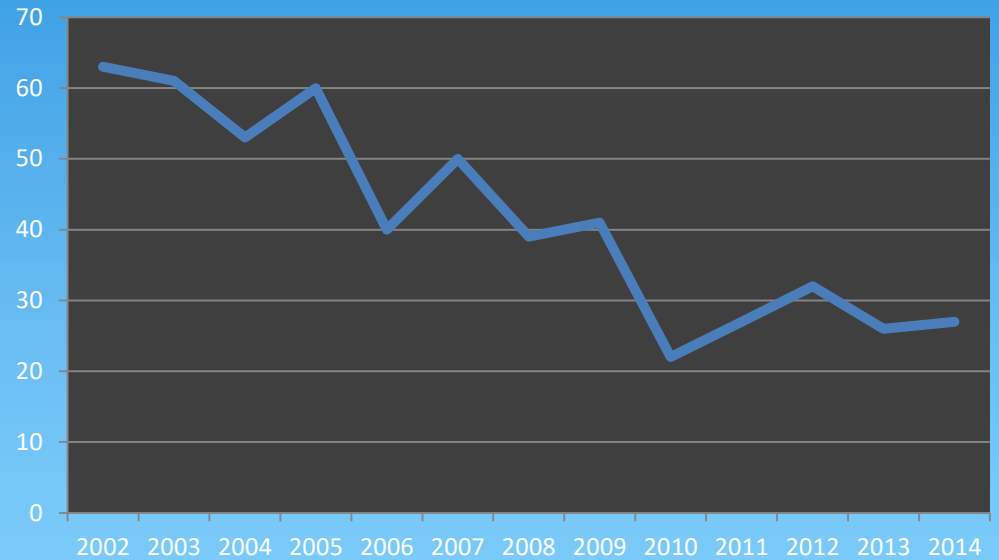
ATV Safety Education Program

ATV Related Injuries

Age 16 and Over



Under Age 16

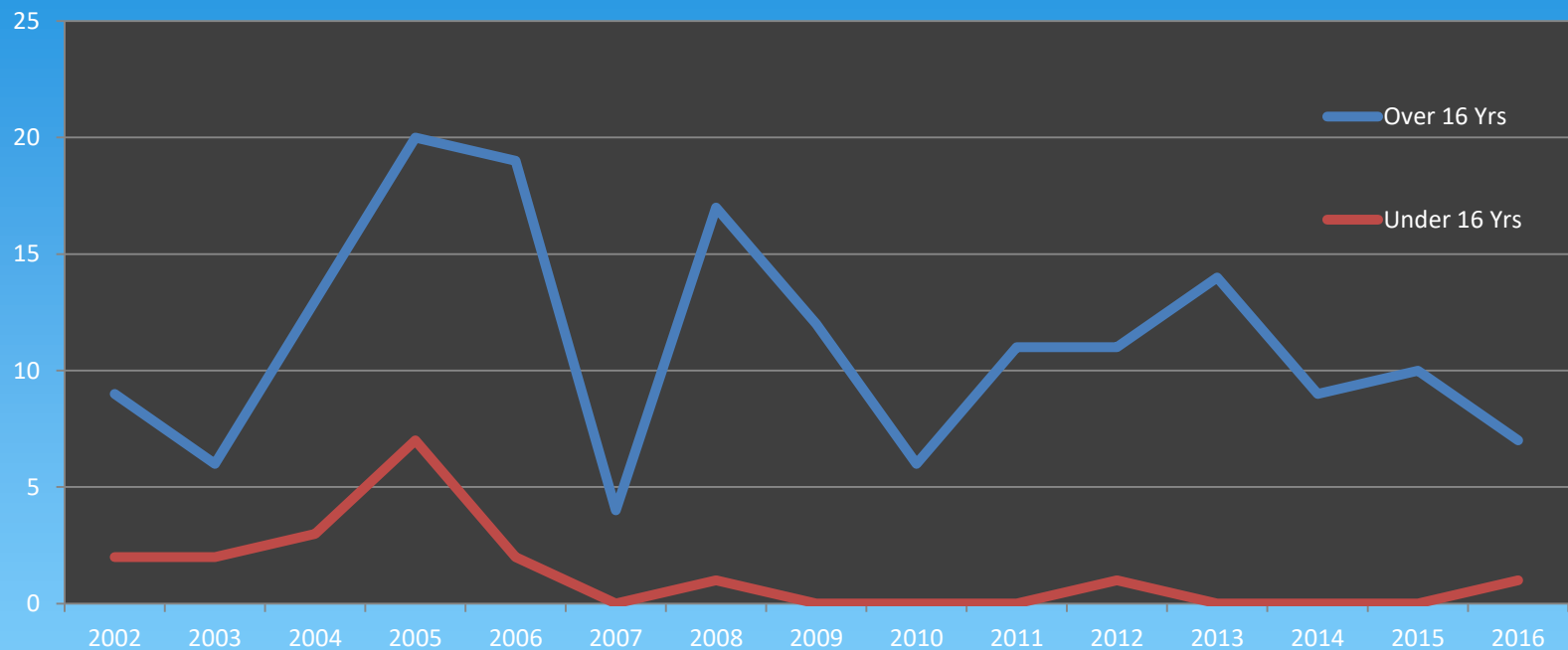


Source: Oregon Health Authority



ATV Safety Education Program

ATV Related Deaths



Source: Consumer Products Safety Commission (CPSC) 2002 - 2016



ATV Safety Education Program