

# Fact Sheet: DHS Aging and People with Disabilities

## Vision

Oregon's older adults, people with disabilities and their families experience person-centered services, supports and early interventions that are innovative and help maintain independence, promote safety, wellbeing, honor choice, respect cultural preferences and uphold dignity.

## Programs and services

- Aging and Disability Resource Connection (ADRC)
- Adult Protective Services (APS)
- Disability Determination Services
- Financial Eligibility Determination (*Medicare Premium assistance, General Assistance, Supplemental Nutrition Assistance Programs*)
- Long-Term Care Licensing through the Safety, Oversight and Quality Unit
- Medicaid Long-Term Care Services and Supports
- Older Americans Act
- Oregon Project Independence (OPI)

## Oregonians served

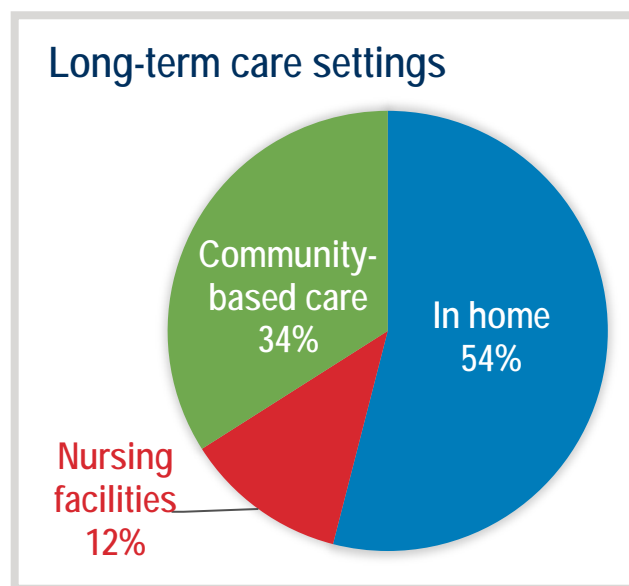
- 4,500 received ADRC long-term care options counseling
- 5,000 are able to remain in their homes through OPI
- 35,000 receive Medicaid Long-Term Care Services and Supports including:
  - 18,800 in their homes
  - 11,800 in community-based care
  - 4,400 in nursing facilities
- 44,500 reside in state-licensed, long-term care facilities (*including private pay*)
- 143,000 qualified for financial support services
- 227,000 use Older Americans Act services

## Licensed facilities and agents

- 41 registered long-term care referral agents
- 136 nursing facilities
- 538 assisted living and residential care facilities
- 1,566 adult foster homes

## Oregon Home Care Commission

- 17,000 homecare and personal support workers are registered
- 14,900 annual attendance for training

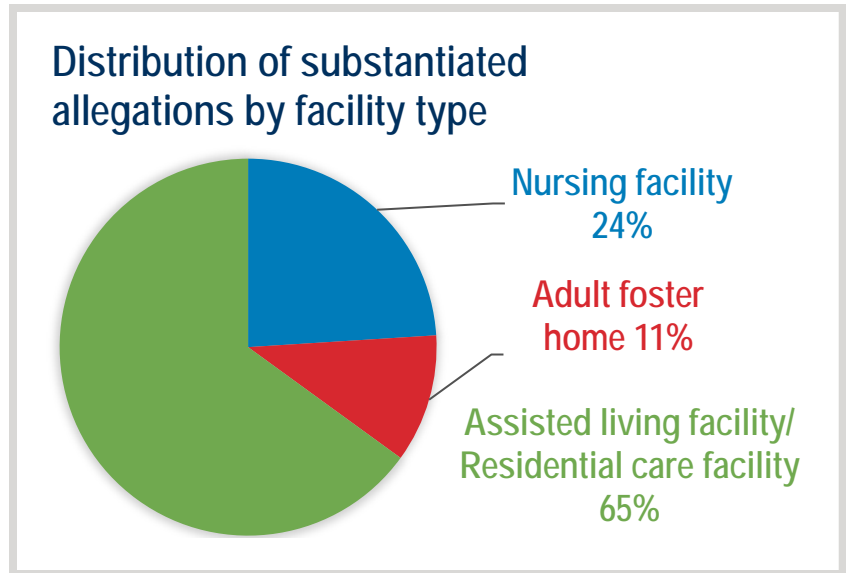


## Adult abuse investigations

- 5,717 allegations investigated in state licensed facilities
- 13,138 allegations investigated in the community

## Average monthly Medicaid cost per person

- \$2,064 for in-home care
- \$2,765 for community-based care (*assisted living and residential care communities*)
- \$8,975 for nursing facilities

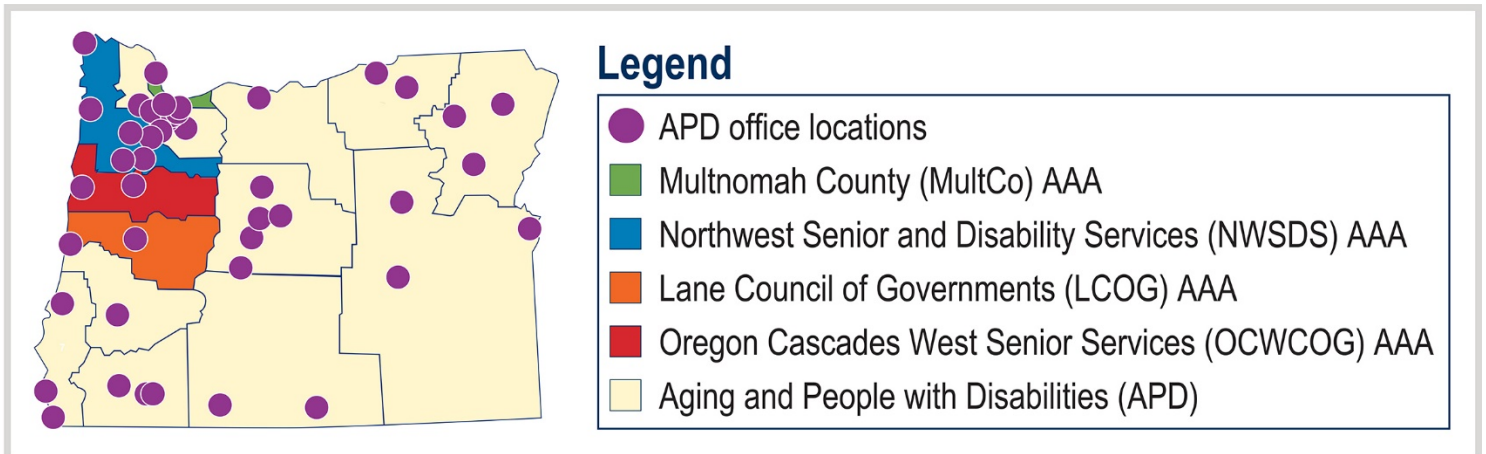


## Budget

\$3.6 billion (with a Medicaid match of 63% from federal funds and 37% from state funds)

## Demographics

- 66% are aged 65 or older
- 34% are under the age of 65 with a disability
- 35% are male
- 65% are female
- **Ethnicity:**
  - 4% are African American
  - 5% are Asian
  - 5% are Hispanic (*all races*)
  - 2% are Native American, Alaskan Native or Pacific Islander
  - 84% are White



## Offices and employees

- 1,200 state employees
- 950 employees with Area Agency on Aging (AAA)
- 52 local offices in 16 districts
  - 35 offices are administered by the state
  - 16 are administered by AAAs

You can get this document in other languages, large print, braille or a format you prefer. Contact APD at 503-945-6410. We accept all relay calls or you can dial 711.

Sources: APD data, OAAPI 2016 Data Book, Oregon Home Care Commission