



OFFICE OF THE DIRECTOR

Kate Brown, Governor

Oregon
Health
Authority

500 Summer St NE E20

Salem OR 97301

Voice: 503-947-2340

Fax: 503-947-2341

www.Oregon.Gov/OHA

www.health.oregon.gov

March 6, 2019

TO: Co-Chair Beyer, Co-Chair Nosse, and Members of the Joint Committee on Ways and Means
Subcommittee on Human Services

FROM: Patrick Allen, Director, Oregon Health Authority

SUBJECT: March 5, 2019, Committee Questions

Dear Co-Chair Beyer, Co-Chair Nosse, and Members of the Joint Committee,

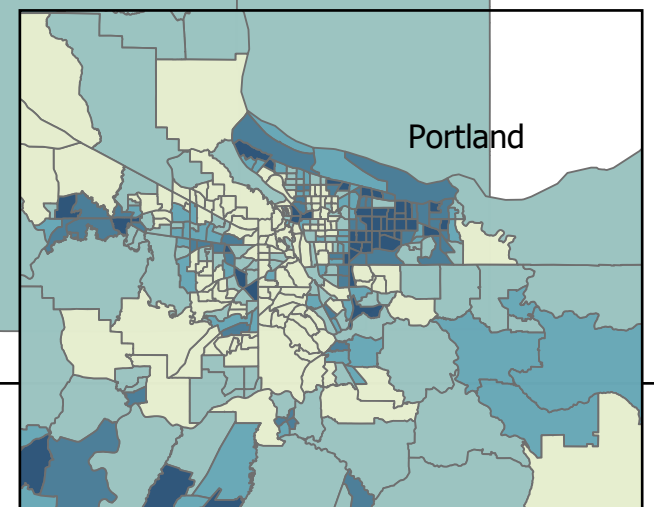
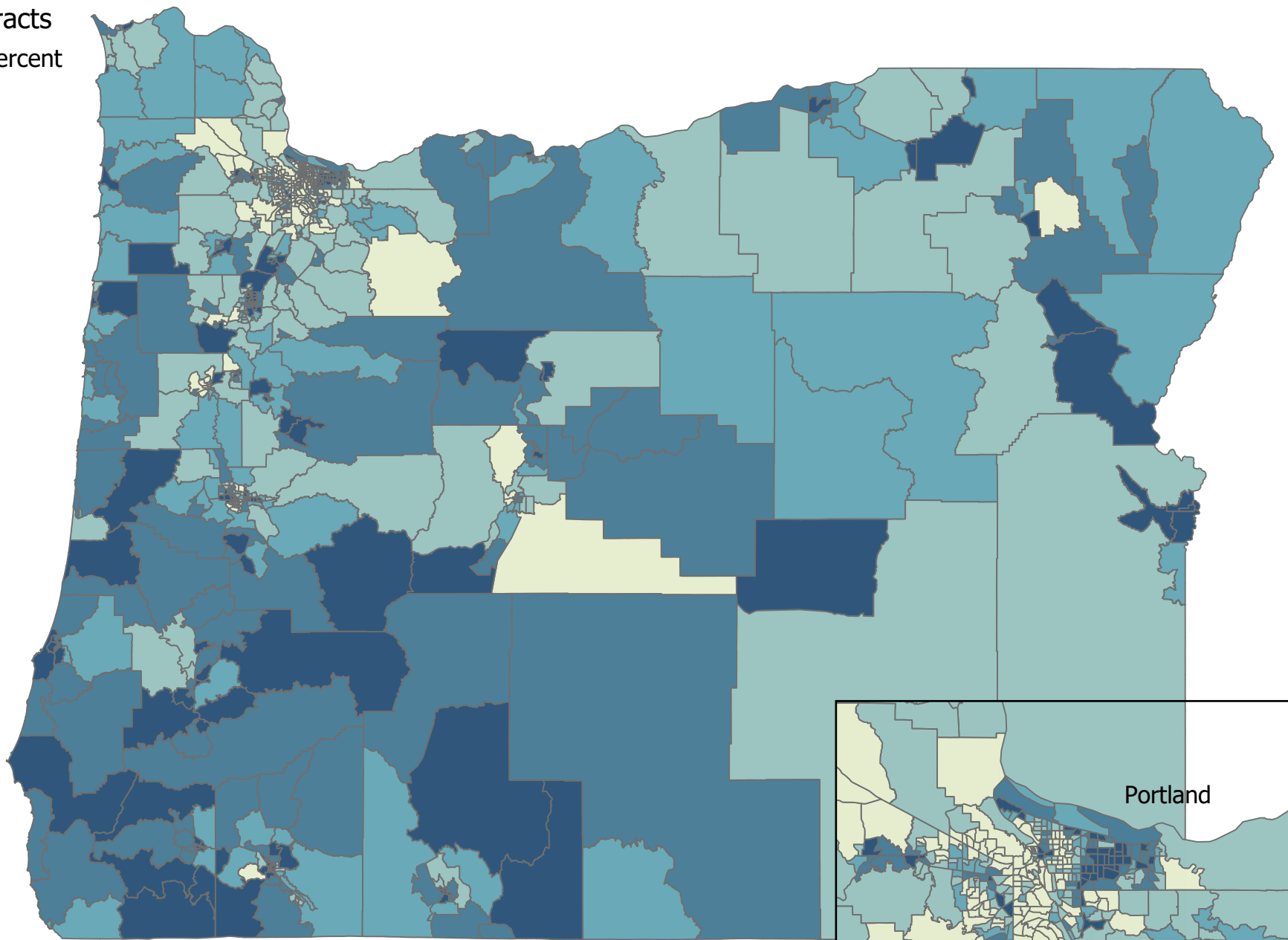
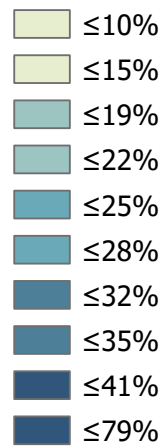
Thank you for the opportunity to present before the Joint Committee on Ways and Means Subcommittee on Human Services on March 5, 2019, regarding an overview of the Oregon Health Authority. Please find below responses to questions raised during that presentation. Please do not hesitate to contact me or my office if you have further questions.

- 1. Senator Wagner asked, regarding a slide showing the percentage of population receiving Medicaid benefits by county, could we provide the same information with more granulation, such as by city boundaries or by zip code?**

We can provide this and other data in various ways. For example, attached as a separate document is a map showing the percentage of population receiving Medicaid benefits by census tract. If any legislator has a request for particular data in a particular manner, please let us know and we will do our best to provide it.

Again, please contact me or my office if you have any further questions. Thank you.

Census Tracts
Medicaid Percent



Percent of Population On Medicaid as of November 2018