


## CERTIFICATION

I hereby certify that the accompanying summary and detailed statements are true and correct to the best of my knowledge and belief and that the accuracy of all numerical information has been verified.

**OREGON BUSINESS DEVELOPMENT DEPARTMENT**  
**AGENCY**

775 Summer Street NE, Salem OR 97301  
**AGENCY ADDRESS**



**CHRIS HARDER, DIRECTOR**

**Notice:** Requests of agencies headed by a board or commission must be approved by official action of those bodies and signed by the board or commission chairperson. The requests of other agencies must be approved and signed by the agency director or administrator.

Agency Request

Governor's Budget

Legislatively Adopted

## **BUDGET NARRATIVE**

---

This Page Intentionally Left Blank

**Oregon Business Development Department**  
**Table of Contents**

<b>Legislative Action</b> .....	1
<b>Agency Summary</b>	
Budget Summary Graphics .....	155
Agency Summary Narrative .....	157
Summary of 2017-19 Budget .....	176
Program Prioritization.....	205
Reduction Options .....	207
Organization Charts .....	223
<b>Revenues</b> .....	233
<b>Program Unit Summaries</b>	
Operations Division .....	251
Business, Innovation and Trade Division .....	299
Infrastructure Financing Division .....	367
Film and Video .....	441
Arts and Cultural Trust Division.....	455
Lottery and General Obligation Bond Debt Service.....	486
<b>Capital Budgeting</b> .....	517
<b>Special Reports:</b>	
Information Technology Project Prioritization Matrix .....	531
Annual Performance Report .....	563
Audit Response Report .....	581
Affirmative Action.....	585
Supervisory Span of Control Report.....	591
ORBITS Reports .....	595
PICS Reports.....	887

## **BUDGET NARRATIVE**

---

This Page Intentionally Left Blank



**HB 5201 A BUDGET REPORT and MEASURE SUMMARY**

**Carrier:** Sen. Johnson

**Joint Committee On Ways and Means**

---

**Action Date:** 03/02/18

**Action:** Do pass the A-Eng bill.

**Senate Vote**

**Yeas:** 11 - DeBoer, Frederick, Girod, Hansell, Johnson, Manning Jr, Monroe, President Courtney, Roblan, Steiner Hayward, Thomsen

**Exc:** 1 - Winters

**House Vote**

**Yeas:** 10 - Gomberg, Holvey, McLane, Nathanson, Noble, Rayfield, Smith Warner, Stark, Whisnant, Williamson

**Exc:** 1 - Smith G

**Prepared By:** Linda Ames and Gregory Jolivette, Legislative Fiscal Office

**Reviewed By:** Paul Siebert, Legislative Fiscal Office

---

**Emergency Board**

**2017-19**

**Various Agencies**

**2017-19**

**\* CORRECTED \***

**Budget Summary\***

	2017-19 Legislatively Adopted Budget	2018 Committee Recommendation	Committee Change from 2017-19 Leg. Adopted	
			\$ Change	% Change
<b><u>Emergency Board</u></b>				
General Fund - General Purpose	\$ 49,747,628	\$ 49,747,628	\$ -	0.0%
General Fund - Special Purpose Appropriations				
State Agencies for state employee compensation	\$ 100,000,000	\$ -	\$ (100,000,000)	-100.0%
State Agencies for non-state worker compensation	\$ 10,000,000	\$ -	\$ (10,000,000)	-100.0%
Long Term Care Ombudsman - public guardian	\$ 200,000	\$ -	\$ (200,000)	-100.0%
Dept. of Human Services - foster parent supports	\$ 750,000	\$ -	\$ (750,000)	-100.0%
Chief Education Office - 2nd year funding	\$ 3,972,118	\$ -	\$ (3,972,118)	-100.0%
Judicial Dept. - grand jury recordings	\$ 7,900,000	\$ 7,900,000	\$ -	0.0%
Dept. of Forestry - fire protection expenses	\$ 6,000,000	\$ 4,000,000	\$ (2,000,000)	-33.3%
Department of Revenue - position reconciliation	\$ -	\$ 650,000	\$ 650,000	
Secretary of State - 2018 Special Election costs	\$ -	\$ 1,656,115	\$ 1,656,115	
Oregon Health Authority - mental health res. rates	\$ -	\$ 2,000,000	\$ 2,000,000	
Department of Human Services - ventilator costs	\$ -	\$ 300,000	\$ 300,000	
Dept. of Human Services/Oregon Health Auth. - caseload costs or other budget challenges	\$ -	\$ 30,000,000	\$ 30,000,000	
Department of Human Services - child welfare costs	\$ -	\$ 2,500,000	\$ 2,500,000	
<b><u>ADMINISTRATION PROGRAM AREA</u></b>				
<b><u>Department of Administrative Services</u></b>				
General Fund	\$ 12,606,693	\$ 20,931,500	\$ 8,324,807	66.0%
General Fund Debt Service	\$ 7,254,563	\$ 7,137,196	\$ (117,367)	-1.6%
Lottery Funds Debt Service	\$ 16,294,967	\$ 15,873,695	\$ (421,272)	-2.6%
Other Funds	\$ 514,676,438	\$ 537,626,451	\$ 22,950,013	4.5%
Other Funds Debt Service	\$ 406,585,310	\$ 406,616,039	\$ 30,729	0.0%
<b><u>Advocacy Commissions Office</u></b>				
General Fund	\$ 697,136	\$ 720,802	\$ 23,666	3.4%
<b><u>Employment Relations Board</u></b>				
General Fund	\$ 2,491,749	\$ 2,556,694	\$ 64,945	2.6%
Other Funds	\$ 2,500,764	\$ 2,556,456	\$ 55,692	2.2%

**Budget Summary\***

	2017-19 Legislatively Adopted Budget	2018 Committee Recommendation	Committee Change from 2017-19 Leg. Adopted	
			\$ Change	% Change
<b><u>Oregon Government Ethics Commission</u></b>				
Other Funds	\$ 2,705,247	\$ 2,758,688	\$ 53,441	2.0%
<b><u>Office of the Governor</u></b>				
General Fund	\$ 12,947,791	\$ 13,660,135	\$ 712,344	5.5%
Lottery Funds	\$ 3,689,100	\$ 3,723,949	\$ 34,849	0.9%
Other Funds	\$ 3,322,288	\$ 3,413,769	\$ 91,481	2.8%
Federal Funds	\$ 6,907,780	\$ 3,585,152	\$ (3,322,628)	-48.1%
<b><u>Oregon Liquor Control Commission</u></b>				
Other Funds	\$ 206,250,022	\$ 212,267,011	\$ 6,016,989	2.9%
<b><u>Public Employees Retirement System,</u></b>				
Other Funds	\$ 98,448,004	\$ 101,458,179	\$ 3,010,175	3.1%
<b><u>Racing Commission</u></b>				
Other Funds	\$ 6,353,396	\$ 6,422,599	\$ 69,203	1.1%
<b><u>Department of Revenue</u></b>				
General Fund	\$ 188,533,904	\$ 194,469,572	\$ 5,935,668	3.1%
Other Funds	\$ 124,776,501	\$ 129,820,700	\$ 5,044,199	4.0%
<b><u>Secretary of State</u></b>				
General Fund	\$ 10,426,561	\$ 12,649,135	\$ 2,222,574	21.3%
Other Funds	\$ 56,998,482	\$ 58,170,519	\$ 1,172,037	2.1%
Federal Funds	\$ 4,721,387	\$ 4,882,166	\$ 160,779	3.4%
<b><u>State Library</u></b>				
General Fund	\$ 3,990,257	\$ 4,060,172	\$ 69,915	1.8%
Other Funds	\$ 6,717,774	\$ 6,842,189	\$ 124,415	1.9%
Federal Funds	\$ 5,275,247	\$ 5,309,791	\$ 34,544	0.7%

**Budget Summary\***

	2017-19 Legislatively Adopted Budget	2018 Committee Recommendation	Committee Change from 2017-19 Leg. Adopted	
			\$ Change	% Change
<b><u>State Treasurer</u></b>				
General Fund	\$ 3,490,552	\$ 5,361,270	\$ 1,870,718	53.6%
Other Funds	\$ 80,418,025	\$ 82,003,898	\$ 1,585,873	2.0%
<b><u>CONSUMER AND BUSINESS SERVICES PROGRAM AREA</u></b>				
<b><u>State Board of Accountancy</u></b>				
Other Funds	\$ 2,583,982	\$ 2,617,527	\$ 33,545	1.3%
<b><u>Chiropractic Examiners Board</u></b>				
Other Funds	\$ 2,014,079	\$ 2,027,840	\$ 13,761	0.7%
<b><u>Consumer and Business Services</u></b>				
Other Funds	\$ 246,276,380	\$ 252,580,722	\$ 6,304,342	2.6%
Federal Funds	\$ 14,466,034	\$ 16,803,370	\$ 2,337,336	16.2%
<b><u>Construction Contractors Board</u></b>				
Other Funds	\$ 15,859,876	\$ 16,174,047	\$ 314,171	2.0%
<b><u>Board of Dentistry</u></b>				
Other Funds	\$ 3,277,010	\$ 3,328,763	\$ 51,753	1.6%
<b><u>Health Related Licensing Boards</u></b>				
State Mortuary and Cemetery Board				
Other Funds	\$ 2,152,200	\$ 2,191,749	\$ 39,549	1.8%
Board of Naturopathic Medicine				
Other Funds	\$ 799,923	\$ 809,413	\$ 9,490	1.2%
Occupational Therapy Licensing Board				
Other Funds	\$ 483,425	\$ 514,522	\$ 31,097	6.4%
Board of Medical Imaging				
Other Funds	\$ 886,265	\$ 898,304	\$ 12,039	1.4%
State Board of Examiners for Speech-Language Pathology and Audiology				
Other Funds	\$ 615,945	\$ 756,010	\$ 140,065	22.7%

**Budget Summary\***

	2017-19 Legislatively Adopted Budget	2018 Committee Recommendation	Committee Change from 2017-19 Leg. Adopted	
			\$ Change	% Change
Oregon State Veterinary Medical Examining Board Other Funds	\$ 973,220	\$ 1,034,917	\$ 61,697	6.3%
<b><u>Bureau of Labor and Industries</u></b>				
General Fund	\$ 13,119,229	\$ 13,461,114	\$ 341,885	2.6%
Other Funds	\$ 12,162,061	\$ 12,675,846	\$ 513,785	4.2%
Federal Funds	\$ 1,258,596	\$ 1,297,545	\$ 38,949	3.1%
<b><u>Licensed Social Workers, Board of</u></b>				
Other Funds	\$ 1,697,440	\$ 1,717,671	\$ 20,231	1.2%
<b><u>Oregon Medical Board</u></b>				
Other Funds	\$ 12,595,547	\$ 12,840,109	\$ 244,562	1.9%
<b><u>Mental Health Regulatory Agency</u></b>				
Other Funds	\$ 3,462,553	\$ 3,509,699	\$ 47,146	1.4%
<b><u>Board of Nursing</u></b>				
Other Funds	\$ 16,595,386	\$ 16,847,478	\$ 252,092	1.5%
<b><u>Board of Pharmacy</u></b>				
Other Funds	\$ 7,335,399	\$ 7,464,610	\$ 129,211	1.8%
<b><u>Public Utility Commission</u></b>				
Other Funds	\$ 45,128,415	\$ 45,919,838	\$ 791,423	1.8%
Federal Funds	\$ 715,100	\$ 742,231	\$ 27,131	3.8%
<b><u>Real Estate Agency</u></b>				
Other Funds	\$ 7,621,789	\$ 7,781,918	\$ 160,129	2.1%

**Budget Summary\***

	2017-19 Legislatively Adopted Budget	2018 Committee Recommendation	Committee Change from 2017-19 Leg. Adopted	
			\$ Change	% Change
<b><u>ECONOMIC AND COMMUNITY DEVELOPMENT PROGRAM AREA</u></b>				
<b><u>Oregon Business Development Department</u></b>				
General Fund	\$ 15,951,696	\$ 15,977,133	\$ 25,437	0.2%
General Fund Debt Service	\$ 39,144,515	\$ 39,036,407	\$ (108,108)	-0.3%
Lottery Funds	\$ 115,975,469	\$ 117,789,412	\$ 1,813,943	1.6%
Other Funds	\$ 378,417,137	\$ 379,465,905	\$ 1,048,768	0.3%
Other Funds Debt Service	\$ -	\$ 108,109	\$ 108,109	
Federal Funds	\$ 40,717,603	\$ 41,457,527	\$ 739,924	1.8%
<b><u>Employment Department</u></b>				
Other Funds	\$ 144,544,337	\$ 152,904,308	\$ 8,359,971	5.8%
Federal Funds	\$ 155,927,081	\$ 159,644,349	\$ 3,717,268	2.4%
<b><u>Housing and Community Services Department</u></b>				
General Fund	\$ 54,438,010	\$ 59,693,031	\$ 5,255,021	9.7%
Lottery Funds	\$ 16,357,282	\$ 17,507,282	\$ 1,150,000	7.0%
Other Funds	\$ 209,274,996	\$ 228,524,093	\$ 19,249,097	9.2%
Federal Funds	\$ 122,692,797	\$ 122,817,211	\$ 124,414	0.1%
<b><u>Department of Veterans' Affairs</u></b>				
General Fund	\$ 8,380,599	\$ 8,568,114	\$ 187,515	2.2%
Lottery Funds	\$ 14,856,025	\$ 15,062,268	\$ 206,243	1.4%
Other Funds	\$ 100,316,941	\$ 100,525,917	\$ 208,976	0.2%
Federal Funds	\$ 500,000	\$ 1,000,000	\$ 500,000	100.0%
<b><u>EDUCATION PROGRAM AREA</u></b>				
<b><u>Department of Education</u></b>				
General Fund	\$ 802,687,885	\$ 806,519,417	\$ 3,831,532	0.5%
General Fund Debt Service	\$ 18,263,417	\$ 18,239,116	\$ (24,301)	-0.1%
Other Funds	\$ 441,326,984	\$ 481,934,415	\$ 40,607,431	9.2%
Other Funds Debt Service	\$ -	\$ 24,302	\$ 24,302	
Federal Funds	\$ 1,053,144,232	\$ 1,054,258,511	\$ 1,114,279	0.1%

## Budget Summary\*

	2017-19 Legislatively Adopted Budget	2018 Committee Recommendation	Committee Change from 2017-19 Leg. Adopted	
			\$ Change	% Change
<b><u>State School Fund</u></b>				
General Fund	\$ 7,653,853,380	\$ 7,582,892,067	\$ (70,961,313)	-0.9%
Lottery Funds	\$ 464,758,594	\$ 535,719,907	\$ 70,961,313	15.3%
<b><u>Higher Education Coordinating Commission</u></b>				
General Fund	\$ 31,611,113	\$ 32,288,585	\$ 677,472	2.1%
Other Funds	\$ 34,277,137	\$ 35,810,339	\$ 1,533,202	4.5%
Federal Funds	\$ 114,075,784	\$ 118,191,072	\$ 4,115,288	3.6%
<b><u>State Support for Community Colleges</u></b>				
General Fund Debt Service	\$ 26,778,761	\$ 26,551,170	\$ (227,591)	-0.8%
Other Funds Debt Service	\$ 550,000	\$ 777,592	\$ 227,592	41.4%
<b><u>State Support for Public Universities</u></b>				
General Fund	\$ 904,264,998	\$ 907,514,998	\$ 3,250,000	0.4%
General Fund Debt Service	\$ 153,230,455	\$ 150,990,325	\$ (2,240,130)	-1.5%
Other Funds Debt Service	\$ 900,000	\$ 3,140,132	\$ 2,240,132	248.9%
<b><u>Oregon Health Sciences University</u></b>				
General Fund Debt Service	\$ 21,774,770	\$ 21,750,337	\$ (24,433)	-0.1%
Other Funds Debt Service	\$ 38,828,443	\$ 38,576,738	\$ (251,705)	-0.6%
<b><u>Chief Education Office</u></b>				
General Fund	\$ 3,652,812	\$ 8,207,271	\$ 4,554,459	124.7%
<b><u>Teacher Standards and Practices</u></b>				
Other Funds	\$ 8,961,470	\$ 9,106,410	\$ 144,940	1.6%
<b><u>HUMAN SERVICES PROGRAM AREA</u></b>				
<b><u>Commission for the Blind</u></b>				
General Fund	\$ 3,426,922	\$ 3,535,937	\$ 109,015	3.2%
Other Funds	\$ 1,475,033	\$ 1,482,049	\$ 7,016	0.5%
Federal Funds	\$ 16,372,609	\$ 16,645,593	\$ 272,984	1.7%

**Budget Summary\***

	2017-19 Legislatively Adopted Budget	2018 Committee Recommendation	Committee Change from 2017-19 Leg. Adopted	
			\$ Change	% Change
<b><u>Oregon Health Authority</u></b>				
General Fund	\$ 2,118,221,508	\$ 2,095,006,278	\$ (23,215,230)	-1.1%
General Fund Debt Service	\$ 67,714,171	\$ 66,343,686	\$ (1,370,485)	-2.0%
Lottery Funds	\$ 12,457,116	\$ 12,498,909	\$ 41,793	0.3%
Other Funds	\$ 6,653,688,309	\$ 6,729,723,047	\$ 76,034,738	1.1%
Other Funds Debt Service	\$ -	\$ 1,371,293	\$ 1,371,293	
Federal Funds	\$ 10,913,483,621	\$ 11,157,123,747	\$ 243,640,126	2.2%
<b><u>Department of Human Services</u></b>				
General Fund	\$ 3,109,000,548	\$ 3,197,087,399	\$ 88,086,851	2.8%
Other Funds	\$ 598,001,557	\$ 654,392,908	\$ 56,391,351	9.4%
Federal Funds	\$ 5,463,087,605	\$ 5,574,153,008	\$ 111,065,403	2.0%
<b><u>Long Term Care Ombudsman</u></b>				
General Fund	\$ 6,087,623	\$ 6,401,552	\$ 313,929	5.2%
Other Funds	\$ 894,242	\$ 908,057	\$ 13,815	1.5%
<b><u>Psychiatric Security Review Board</u></b>				
General Fund	\$ 2,966,321	\$ 3,047,827	\$ 81,506	2.7%
<b><u>JUDICIAL BRANCH</u></b>				
<b><u>Judicial Department</u></b>				
General Fund	\$ 447,037,989	\$ 454,524,551	\$ 7,486,562	1.7%
Other Funds	\$ 247,670,281	\$ 248,093,590	\$ 423,309	0.2%
Federal Funds	\$ 1,339,352	\$ 1,344,289	\$ 4,937	0.4%
<b><u>Commission on Judicial Fitness and Disability</u></b>				
General Fund	\$ 251,551	\$ 252,710	\$ 1,159	0.5%
<b><u>Public Defense Services Commission</u></b>				
General Fund	\$ 303,430,035	\$ 305,425,556	\$ 1,995,521	0.7%
Other Funds	\$ 4,954,313	\$ 4,967,943	\$ 13,630	0.3%



**Budget Summary\***

	2017-19 Legislatively Adopted Budget	2018 Committee Recommendation	Committee Change from 2017-19 Leg. Adopted	
			\$ Change	% Change
<b><u>LEGISLATIVE BRANCH</u></b>				
<b><u>Legislative Administration Committee</u></b>				
General Fund	\$ 28,445,653	\$ 29,236,618	\$ 790,965	2.8%
General Fund Debt Service	\$ 12,428,295	\$ 12,379,677	\$ (48,618)	-0.4%
Other Funds	\$ 3,017,853	\$ 3,183,430	\$ 165,577	5.5%
Other Funds Debt Service	\$ 1,164,070	\$ 1,212,689	\$ 48,619	4.2%
<b><u>Legislative Assembly</u></b>				
General Fund	\$ 40,368,569	\$ 40,959,543	\$ 590,974	1.5%
<b><u>Legislative Commission on Indian Services</u></b>				
General Fund	\$ 537,318	\$ 542,353	\$ 5,035	0.9%
<b><u>Legislative Counsel</u></b>				
General Fund	\$ 12,552,965	\$ 12,329,541	\$ (223,424)	-1.8%
Other Funds	\$ 1,579,137	\$ 1,846,216	\$ 267,079	16.9%
<b><u>Legislative Fiscal Office</u></b>				
General Fund	\$ 4,117,795	\$ 4,165,598	\$ 47,803	1.2%
Other Funds	\$ 3,655,385	\$ 3,692,282	\$ 36,897	1.0%
<b><u>Legislative Policy and Research Office</u></b>				
General Fund	\$ 8,847,088	\$ 9,903,112	\$ 1,056,024	11.9%
<b><u>Legislative Revenue Office</u></b>				
General Fund	\$ 3,017,916	\$ 3,045,581	\$ 27,665	0.9%

**Budget Summary\***

	2017-19 Legislatively Adopted Budget	2018 Committee Recommendation	Committee Change from 2017-19 Leg. Adopted	
			\$ Change	% Change
<b><u>NATURAL RESOURCES PROGRAM AREA</u></b>				
<b><u>State Department of Agriculture</u></b>				
General Fund	\$ 22,307,042	\$ 22,698,953	\$ 391,911	1.8%
Lottery Funds	\$ 8,103,745	\$ 9,001,307	\$ 897,562	11.1%
Other Funds	\$ 66,605,463	\$ 68,154,857	\$ 1,549,394	2.3%
Federal Funds	\$ 17,452,844	\$ 17,615,623	\$ 162,779	0.9%
<b><u>State Department of Energy</u></b>				
Other Funds	\$ 35,206,624	\$ 35,609,279	\$ 402,655	1.1%
Federal Funds	\$ 2,412,636	\$ 2,455,398	\$ 42,762	1.8%
<b><u>Department of Environmental Quality</u></b>				
General Fund	\$ 40,804,031	\$ 43,718,803	\$ 2,914,772	7.1%
General Fund Debt Service	\$ 3,824,980	\$ 4,658,847	\$ 833,867	21.8%
Lottery Funds	\$ 4,610,577	\$ 4,732,711	\$ 122,134	2.6%
Other Funds	\$ 169,639,110	\$ 192,862,876	\$ 23,223,766	13.7%
Federal Funds	\$ 28,593,914	\$ 29,266,525	\$ 672,611	2.4%
<b><u>State Department of Fish and Wildlife</u></b>				
General Fund	\$ 28,408,880	\$ 29,458,285	\$ 1,049,405	3.7%
Lottery Funds	\$ 5,212,514	\$ 5,326,259	\$ 113,745	2.2%
Other Funds	\$ 181,354,898	\$ 183,825,411	\$ 2,470,513	1.4%
Federal Funds	\$ 133,139,592	\$ 135,372,685	\$ 2,233,093	1.7%
<b><u>Department of Forestry</u></b>				
General Fund	\$ 68,242,727	\$ 96,105,737	\$ 27,863,010	40.8%
Other Funds	\$ 340,602,781	\$ 366,655,973	\$ 26,053,192	7.6%
Federal Funds	\$ 33,657,195	\$ 33,907,251	\$ 250,056	0.7%
<b><u>Department of Geology and Mineral Industries</u></b>				
General Fund	\$ 4,631,168	\$ 4,709,949	\$ 78,781	1.7%
Other Funds	\$ 6,787,859	\$ 6,881,528	\$ 93,669	1.4%
Federal Funds	\$ 5,937,915	\$ 6,040,857	\$ 102,942	1.7%

## Budget Summary\*

	2017-19 Legislatively Adopted Budget	2018 Committee Recommendation	Committee Change from 2017-19 Leg. Adopted	
			\$ Change	% Change
<b><u>Department of Land Conservation and Development</u></b>				
General Fund	\$ 12,951,689	\$ 13,430,953	\$ 479,264	3.7%
Other Funds	\$ 1,734,829	\$ 1,785,545	\$ 50,716	2.9%
Federal Funds	\$ 6,421,857	\$ 6,487,739	\$ 65,882	1.0%
<b><u>Land Use Board of Appeals</u></b>				
General Fund	\$ 1,927,050	\$ 1,952,556	\$ 25,506	1.3%
<b><u>Oregon Marine Board</u></b>				
Other Funds	\$ 26,923,945	\$ 27,142,592	\$ 218,647	0.8%
Federal Funds	\$ 6,631,041	\$ 6,633,313	\$ 2,272	0.0%
<b><u>Department of Parks and Recreation</u></b>				
General Fund	\$ 218,894	\$ 228,729	\$ 9,835	4.5%
Lottery Funds	\$ 100,597,217	\$ 102,148,107	\$ 1,550,890	1.5%
Other Funds	\$ 99,889,179	\$ 101,176,692	\$ 1,287,513	1.3%
Federal Funds	\$ 16,389,923	\$ 16,422,002	\$ 32,079	0.2%
<b><u>Department of State Lands</u></b>				
Other Funds	\$ 47,925,059	\$ 56,436,137	\$ 8,511,078	17.8%
Federal Funds	\$ 2,261,458	\$ 2,466,188	\$ 204,730	9.1%
<b><u>Water Resources Department</u></b>				
General Fund	\$ 31,483,809	\$ 32,150,986	\$ 667,177	2.1%
Other Funds	\$ 61,306,639	\$ 66,865,131	\$ 5,558,492	9.1%
Federal Funds	\$ 1,879,534	\$ 1,905,917	\$ 26,383	1.4%
<b><u>Watershed Enhancement Board</u></b>				
Lottery Funds	\$ 74,415,091	\$ 79,589,460	\$ 5,174,369	7.0%
Federal Funds	\$ 41,671,381	\$ 41,759,143	\$ 87,762	0.2%

**Budget Summary\***

	2017-19 Legislatively Adopted Budget	2018 Committee Recommendation	Committee Change from 2017-19 Leg. Adopted	
			\$ Change	% Change
<b><u>PUBLIC SAFETY PROGRAM AREA</u></b>				
<b><u>Department of Corrections</u></b>				
General Fund	\$ 1,568,314,745	\$ 1,593,929,231	\$ 25,614,486	1.6%
General Fund Debt Service	\$ 112,749,173	\$ 112,706,132	\$ (43,041)	0.0%
Other Funds	\$ 43,244,547	\$ 43,508,746	\$ 264,199	0.6%
Other Funds Debt Service	\$ -	\$ 43,042	\$ 43,042	
<b><u>Oregon Criminal Justice Commission</u></b>				
General Fund	\$ 64,926,239	\$ 65,021,569	\$ 95,330	0.1%
Other Funds	\$ 511,392	\$ 961,392	\$ 450,000	88.0%
Federal Funds	\$ 7,170,201	\$ 8,224,498	\$ 1,054,297	14.7%
<b><u>District Attorneys and their Deputies</u></b>				
General Fund	\$ 12,478,724	\$ 12,592,454	\$ 113,730	0.9%
<b><u>Department of Justice</u></b>				
General Fund	\$ 72,122,805	\$ 73,202,693	\$ 1,079,888	1.5%
General Fund Debt Service	\$ 12,530,237	\$ 12,507,190	\$ (23,047)	-0.2%
Other Funds	\$ 321,296,607	\$ 330,308,027	\$ 9,011,420	2.8%
Federal Funds	\$ 179,004,039	\$ 186,688,612	\$ 7,684,573	4.3%
<b><u>Oregon Military Department</u></b>				
General Fund	\$ 25,608,114	\$ 27,578,231	\$ 1,970,117	7.7%
Other Funds	\$ 106,851,901	\$ 112,711,583	\$ 5,859,682	5.5%
Federal Funds	\$ 271,814,624	\$ 289,973,794	\$ 18,159,170	6.7%
<b><u>Oregon Board of Parole</u></b>				
General Fund	\$ 8,868,686	\$ 9,048,876	\$ 180,190	2.0%
<b><u>Department of State Police</u></b>				
General Fund	\$ 269,292,257	\$ 280,526,031	\$ 11,233,774	4.2%
Lottery Funds	\$ 8,069,250	\$ 8,145,961	\$ 76,711	1.0%
Other Funds	\$ 136,707,491	\$ 151,266,325	\$ 14,558,834	10.6%
Federal Funds	\$ 12,249,830	\$ 12,274,226	\$ 24,396	0.2%

<b>Budget Summary*</b>	<b>2017-19 Legislatively Adopted Budget</b>	<b>2018 Committee Recommendation</b>	<b>Committee Change from 2017-19 Leg. Adopted</b>	
			<b>\$ Change</b>	<b>% Change</b>
<b><u>Department of Public Safety Standards and Training</u></b>				
Other Funds	\$ 43,523,261	\$ 49,116,738	\$ 5,593,477	12.9%
Federal Funds	\$ 8,007,963	\$ 8,012,359	\$ 4,396	0.1%
<b><u>Oregon Youth Authority</u></b>				
General Fund	\$ 307,443,048	\$ 312,595,798	\$ 5,152,750	1.7%
Other Funds	\$ 11,597,846	\$ 11,533,519	\$ (64,327)	-0.6%
Federal Funds	\$ 37,166,220	\$ 37,328,320	\$ 162,100	0.4%
<b><u>TRANSPORTATION PROGRAM AREA</u></b>				
<b><u>Department of Aviation</u></b>				
Other Funds	\$ 12,190,805	\$ 13,213,366	\$ 1,022,561	8.4%
Federal Funds	\$ 4,514,961	\$ 4,525,743	\$ 10,782	0.2%
<b><u>Department of Transportation</u></b>				
Lottery Funds Debt Service	\$ 120,644,222	\$ 119,636,050	\$ (1,008,172)	-0.8%
Other Funds	\$ 3,232,865,421	\$ 3,371,912,838	\$ 139,047,417	4.3%
Other Funds Debt Service	\$ 415,126,500	\$ 416,134,673	\$ 1,008,173	0.2%
Federal Funds	\$ 105,699,330	\$ 105,756,768	\$ 57,438	0.1%
<b><u>2017-19 Budget Summary</u></b>				
<b>General Fund Total</b>	\$ 18,530,053,820	\$ 18,572,698,743	\$ 42,644,923	0.2%
<b>General Fund Debt Service Total</b>	\$ 475,693,337	\$ 472,300,083	\$ (3,393,254)	-0.7%
<b>Lottery Funds Total</b>	\$ 829,101,980	\$ 911,245,532	\$ 82,143,552	9.9%
<b>Lottery Funds Debt Service Total</b>	\$ 136,939,189	\$ 135,509,745	\$ (1,429,444)	-1.0%
<b>Other Funds Total</b>	\$ 15,264,508,605	\$ 15,763,520,906	\$ 499,012,301	3.3%
<b>Other Funds Debt Service Total</b>	\$ 863,154,323	\$ 868,004,609	\$ 4,850,286	0.6%
<b>Federal Funds Total</b>	\$ 18,836,761,286	\$ 19,232,372,523	\$ 395,611,237	2.1%

\* Excludes Capital Construction

Position Summary	2017-19 Legislatively Adopted Budget	2018 Committee Recommendation	Committee Change from 2017-19 Leg. Adopted	
			Change	% Change
<b>ADMINISTRATION PROGRAM AREA</b>				
<b><u>Department of Administrative Services</u></b>				
Authorized Positions	908	914	6	0.7%
Full-time Equivalent (FTE) positions	903.38	906.96	3.58	0.4%
<b><u>Office of the Governor</u></b>				
Authorized Positions	59	61	2	3.4%
Full-time Equivalent (FTE) positions	58.50	59.13	0.63	1.1%
<b><u>Oregon Liquor Control Commission</u></b>				
Authorized Positions	304	321	17	5.6%
Full-time Equivalent (FTE) positions	298.82	310.16	11.34	3.8%
<b><u>Public Employees Retirement System</u></b>				
Authorized Positions	373	376	3	0.8%
Full-time Equivalent (FTE) positions	372.29	374.30	2.01	0.5%
<b><u>Department of Revenue</u></b>				
Authorized Positions	1,007	1,101	94	9.3%
Full-time Equivalent (FTE) positions	933.85	963.28	29.43	3.2%
<b><u>Secretary of State</u></b>				
Authorized Positions	213	215	2	0.9%
Full-time Equivalent (FTE) positions	212.77	214.03	1.26	0.6%
<b>CONSUMER AND BUSINESS SERVICES PROGRAM AREA</b>				
<b><u>Consumer and Business Services</u></b>				
Authorized Positions	965	966	1	0.1%
Full-time Equivalent (FTE) positions	957.36	958.03	0.67	0.1%

<b>Position Summary</b>	<b>2017-19 Legislatively Adopted Budget</b>	<b>2018 Committee Recommendation</b>	<b>Committee Change from 2017-19 Leg. Adopted</b>	
			<b>Change</b>	<b>% Change</b>
<b><u>Bureau of Labor and Industries</u></b>				
Authorized Positions	107	107	-	0.0%
Full-time Equivalent (FTE) positions	104.88	105.38	0.50	0.5%
<b><u>Health-Related Licensing Boards</u></b>				
Authorized Positions	21	22	1	4.8%
Full-time Equivalent (FTE) positions	20.25	20.56	0.31	1.5%
<b>ECONOMIC AND COMMUNITY DEVELOPMENT PROGRAM AREA</b>				
<b><u>Employment Department</u></b>				
Authorized Positions	1,298.00	1,320	22	1.7%
Full-time Equivalent (FTE) positions	1,239.78	1,259.03	19.25	1.6%
<b><u>Housing and Community Services</u></b>				
Authorized Positions	164	165	1	0.6%
Full-time Equivalent (FTE) positions	152.65	153.28	0.63	0.4%
<b>EDUCATION PROGRAM AREA</b>				
<b><u>Chief Education Office</u></b>				
Authorized Positions	14	15	1	7.1%
Full-time Equivalent (FTE) positions	6.75	12.50	5.75	85.2%
<b><u>Department of Education</u></b>				
Authorized Positions	551	565	14	2.5%
Full-time Equivalent (FTE) positions	537.54	544.76	7.22	1.3%
<b><u>Higher Education Coordinating Commission</u></b>				
Authorized Positions	124	130	6	4.8%
Full-time Equivalent (FTE) positions	116.20	118.45	2.25	1.9%

Position Summary	2017-19 Legislatively Adopted Budget	2018 Committee Recommendation	Committee Change from 2017-19 Leg. Adopted	
			Change	% Change
<b>HUMAN SERVICES PROGRAM AREA</b>				
<b><u>Oregon Health Authority</u></b>				
Authorized Positions	4,646	4,177	(469)	-10.1%
Full-time Equivalent (FTE) positions	4,591.03	4,274.45	(316.58)	-6.9%
<b><u>Department of Human Services</u></b>				
Authorized Positions	8,349	9,056	707	8.5%
Full-time Equivalent (FTE) positions	8,164.07	8,612.17	448.10	5.5%
<b><u>Long Term Care Ombudsman</u></b>				
Authorized Positions	25	27	2	8.0%
Full-time Equivalent (FTE) positions	24.50	25.50	1.00	4.1%
<b>NATURAL RESOURCES PROGRAM AREA</b>				
<b><u>State Department of Agriculture</u></b>				
Authorized Positions	489	501	12	2.5%
Full-time Equivalent (FTE) positions	370.46	375.73	5.27	1.4%
<b><u>Department of Environmental Quality</u></b>				
Authorized Positions	745	751	6	0.8%
Full-time Equivalent (FTE) positions	723.89	730.67	6.78	0.9%
<b><u>Department of State Lands</u></b>				
Authorized Positions	111	113	2	1.8%
Full-time Equivalent (FTE) positions	109.33	110.67	1.34	1.2%
<b>PUBLIC SAFETY PROGRAM AREA</b>				
<b><u>Department of Justice</u></b>				
Authorized Positions	1,374	1,379	5	0.4%
Full-time Equivalent (FTE) positions	1,348.42	1,355.40	6.98	0.5%



<b>Position Summary</b>	<b>2017-19 Legislatively Adopted Budget</b>	<b>2018 Committee Recommendation</b>	<b>Committee Change from 2017-19 Leg. Adopted</b>	
			<b>Change</b>	<b>% Change</b>
<b><u>Department of State Police</u></b>				
Authorized Positions	1,345	1,370	25	1.9%
Full-time Equivalent (FTE) positions	1,321.62	1,346.62	25.00	1.9%
<b><u>Department of Public Safety Standards and Training</u></b>				
Authorized Positions	152	165	13	8.6%
Full-time Equivalent (FTE) positions	150.05	157.59	7.54	5.0%
<b>TRANSPORTATION PROGRAM AREA</b>				
<b><u>Department of Transportation</u></b>				
Authorized Positions	4,537	4,716	179	3.9%
Full-time Equivalent (FTE) positions	4,425.34	4,502.97	77.63	1.8%
<b>LEGISLATIVE BRANCH</b>				
<b><u>Legislative Administration Committee</u></b>				
Authorized Positions	86	87	1	1.2%
Full-time Equivalent (FTE) positions	72.16	72.66	0.50	0.7%

## **Summary of Revenue Changes**

The General Fund appropriations made in the bill are within resources available as projected in the March 2018 economic and revenue forecast by the Department of Administrative Services Office of Economic Analysis.

## **Summary of Capital Construction Subcommittee Action**

HB 5201 is the omnibus budget reconciliation bill for the 2018 legislative session, implementing the statewide rebalance plan that addresses changes in projected revenues and expenditures since the close of the 2017 session. The Subcommittee approved HB 5201 with amendments to reflect budget adjustments as described below.

## Statewide Adjustments

### **EMPLOYEE COMPENSATION DISTRIBUTION**

The Subcommittee approved allocation of \$98.4 million General Fund to state agencies for employee compensation. The General Fund appropriation is expected to cover 100% of the statewide estimate of costs for compensation and benefit changes agreed to through collective bargaining or other salary agreements. Total compensation adjustments include \$98.4 million General Fund, \$2.3 million Lottery Funds, \$80.8 million Other Funds, and \$43.3 million Federal Funds.

### **OTHER STATEWIDE ADJUSTMENTS**

Other statewide adjustments include adjustments for Pension Obligation Bond (POB) payments and fully funding the General Fund need of employee compensation for small agencies. POB adjustments generated a net cost of \$1.7 million Total Funds, but included General Fund savings of \$1.5 million.

Section 180 of the budget bill reflects the changes, as described above, for each agency. These adjustments are not addressed in the agency narratives, although they are included in the table at the beginning of the budget report.

Other statewide adjustments also reflect budget changes in multiple agencies to apply Other Fund balances generated through excess Lottery Fund reserves, excess bond proceeds, and interest earnings to debt service. A technical adjustment to the Department of Administrative Services Other Fund debt service is also included. Total net debt service savings are \$2.8 million General Fund and \$1.4 million Lottery Funds. New Other Funds expenditure limitations for the Oregon Business Development Department (\$108,109), the Department of Education (\$24,302), the Higher Education Coordinating Commission (\$24,434), and the Department of Corrections (\$42,042) are established to accommodate the use of fund balances for debt payments, while existing Other Funds expenditure limitations for a number of other agencies are collectively increased by \$3.6 million.

Sections 75, 76, 77, 95, and 170 of the budget bill reflect the changes, as described above, for each agency. These adjustments are not addressed in the agency narratives, although they are included in the table at the beginning of the budget report.

## Emergency Board

As part of the 2017-19 biennium statewide rebalance plan, HB 5201 adjusts the Emergency Board's special purpose appropriations as follows:

- Eliminates the special purpose appropriation for state agencies for compensation of state employees of \$100 million, and makes General Fund appropriations to various state agencies of \$96.9 for state employee compensation changes and adjustments for Pension Obligation Bond payments.
- Eliminates the \$10 million special purpose appropriation for compensation driven by collective bargaining costs of workers who are not state employees; the bulk of these funds are appropriated to the Department of Human Services. Details on how the funding is being used is found under that agency's section of this budget report.
- Eliminates the \$200,000 special purpose appropriation to the Emergency Board for costs associated with the public guardian program and makes a corresponding appropriation to the Long Term Care Ombudsman to provide the program additional resources.
- Eliminates the \$750,000 special purpose appropriation to the Emergency Board for foster parent supports and adds the same amount of General Fund to the Child Welfare program budget within the Department of Human Services.
- Eliminates the \$3,972,118 special purpose appropriation to the Emergency Board for funding the second year of the biennium for the Chief Education Office. This bill does appropriate General Fund for the full biennium for the Chief Education Office. The Office is set to sunset at the end of the current biennium.
- Reduces the special purpose appropriation for the Department of Forestry for fire protection expenses by \$2.0 million in conjunction with a corresponding General Fund appropriation to the Department of Forestry for emergency firefighting costs during the 2017 fire season.
- Establishes a \$650,000 special purpose appropriation for the Department of Revenue for potential position reconciliation costs with the priority assigned to those in the Property Tax Division.
- Establishes a \$2,000,000 special purpose appropriation for the Oregon Health Authority for rate increases for certain residential mental health service providers.
- Establishes a \$1,656,115 special purpose appropriation to be allocated to the Secretary of State for reimbursement of Elections Division and county costs of conducting the January 2018 Special Election. The appropriation is available to reimburse eligible costs that were not reimbursed through a similar appropriation made directly to the Secretary of State for this purpose in this bill.
- Establishes a \$300,000 special purpose appropriation for Department of Human Services to increase access to ventilator-assisted services in nursing facilities.

- Establishes a \$30 million special purpose appropriation for the Oregon Health Authority or the Department of Human Services for caseload costs or other budget challenges that the agencies are unable to mitigate. Known potential challenges include changes to caseloads based on future forecasts, the agencies' ability to manage personal services expenditures including cost of living increases or other bargained costs, volatility in usage-based costs or charges for services, assessment of federal program penalties or repayments, federal law or funding changes, and legal costs.
- Establishes a new \$2.5 million special purpose appropriation for the Department of Human Services to access for the Child Welfare program as the agency continues to develop and implement its action plan to improve child safety, stabilize the workforce stability, and help foster families.

If remaining special purpose appropriations are not allocated by the Emergency Board before December 1, 2018, any remaining funds become available to the Emergency Board for general purposes.

The Subcommittee established a reservation within the general purpose Emergency Fund of \$1.0 million for the Oregon Department of Forestry for the purpose of eradication efforts of the European lineage (EU1) of *Phytophthora ramorum*, the invasive, non-native, pathogen that causes the sudden oak death (SOD) disease in tanoak and possibly damages or kills certain conifer tree species. The Oregon Department of Forestry (ODF) may request allocation of the reservation from the Emergency Board if all other sources of funding supporting SOD eradication efforts have been expended and the agency evidences that additional funding will result in a demonstrative reduction in the incidence or spread of the pathogen in Oregon.

### **Adjustments to 2017-19 Agency Budgets**

#### **ADMINISTRATION**

##### **Department of Administrative Services**

The Subcommittee approved a one-time \$438,465 General Fund appropriation to restore a reduction to the CASA Volunteer Program that was transferred temporarily to the Department of Administrative Services (DAS) by HB 2600 (2017) and increased the Other Funds expenditure limitation by \$170,000 for the same program to accommodate payments to local CASA programs that are eligible to receive federal Title IV-E monies transferred to DAS by the Department of Human Services (DHS).

A one-time \$2.5 million Other Funds expenditure limitation increase was included for the Office of the State Chief Information Officer to support acquisition of fiber assets in partnership with Oregon State University for the establishment of a new core fiber network to support state agencies and Oregon's research universities through the "OregonFIBER" partnership. This expenditure will enable the establishment of a new public statewide core network spanning more than 2,200 miles with speeds up to 100 Gbs. In addition, the Other Funds expenditure limitation

for the State Data Center (SDC) was increased by \$779,157 on a one-time basis to pay the costs associated with moving the Oregon Youth Authority's (OYA) information technology assets into the SDC.

Technical budget adjustments necessary to finalize the consolidation of IT security positions started in the 2017-19 adopted budget for DAS were also approved. These adjustments included decreasing Other Funds expenditure limitation for the State Data Center by \$288,399 and one position (1.00 FTE), with a corresponding increase in the Office of the State Chief Information of \$288,399 Other Funds expenditure limitation and one position (1.00 FTE).

The Subcommittee approved an Other Funds expenditure limitation increase of \$132,524 in the Chief Operating Office for an economist position (0.63 FTE) dedicated to working on forecasting revenues from the sale of cannabis products and to produce the annual forecast on the supply of clean fuels. The Departments of Environmental Quality and Transportation will contribute two-thirds of the cost of the position and the Oregon Liquor Control Commission will provide the remaining one-third of the position funding for the remainder of the 2017-19 biennium, with the understanding the ongoing cost of the position will be proposed for funding through DAS rates in the 2019-21 biennium.

The Subcommittee also approved the transfer of an IT procurement position from DHS to DAS Enterprise Goods and Services by increasing the Other Funds expenditure limitation by \$152,247 and establishing one position (0.63 FTE). DHS will continue to pay for the position for the remainder of the 2017-19 biennium, with the understanding the ongoing cost of the position will be proposed for funding through DAS rates in the 2019-21 biennium.

The following one-time Other Funds expenditure limitation increases were approved for Enterprise Asset Management for the following purposes:

- \$6,250,000 for infrastructure improvements at the Mill Creek Corporate Center. Infrastructure improvements at the Center are necessary for parcels to be sold and developed. These improvements are paid for with proceeds from land sales at the Center.
- \$1,375,000 Other Funds expenditure limitation increase for six limited duration construction manager positions established in the 2017-19 legislatively adopted budget to oversee deferred maintenance projects funded through the Capital Projects Fund. At the time the budget was adopted, DAS thought the positions could be paid for using expenditure limitation from each project. Since then the Department determined that the positions should be supported through standalone Other Funds expenditure limitation for personal services.
- \$860,000 to secure and maintain the Hillcrest (\$550,000) and North Coast (\$310,000) Youth Correctional Facilities. Both facilities were transferred to DAS by OYA as surplus property. DAS will start the process of disposing of both properties in the current biennium, however, it is likely that final disposition will not occur until the 2019-21 biennium.

House Bill 5201 includes one-time General Fund appropriations to the Department of Administrative Services for the following purposes:

- \$1,895,000 for disbursement to the Rogue River Valley Irrigation District for the Bradshaw Drop Irrigation Canal project;
- \$1,100,000 for disbursement to the National Urban Housing and Economic Community Development Corporation (NUHECDC) for implementation of a program to provide affordable homes, skills training, and jobs for unemployed prior-offenders, at-risk youth, and veterans. NUHECDC is directed to provide written status reports to the Department of Administrative Services and the Legislative Fiscal Officer each quarter during the remainder of the 2017-19 biennium to document progress in meeting the program's objectives of providing affordable housing for low to moderate income Oregonians; skill training for prior-offenders, at-risk youth, and veterans; and job placement for those with barriers to quality employment;
- \$1,000,000 for disbursement to the City of Maupin for a new Civic Center that will replace the current library and City Hall;
- \$1,000,000 for disbursement to the Port of Umatilla for a new facility to house the Hermiston Chamber of Commerce;
- \$500,000 for disbursement to the City of Maupin to complete a fiber project;
- \$300,000 for disbursement to the City of Milwaukie for expansion of the Ledding Library;
- \$300,000 for disbursement to Athena's Gem, Inc for transforming the Gem Theater property into a regional art center;
- \$200,000 for disbursement to Benton County for a ranked choice voting pilot project;
- \$100,000 for disbursement to Harney County for a study of the Silvies River and its drainages.

The Subcommittee added \$3,058,514 Other Funds expenditure limitation for one-time cost of issuance and special payments associated with the disbursement of proceeds from the sale of \$3,000,000 in lottery bonds for disbursement to Trillium Family Services for construction of a secure adolescent inpatient facility at the Trillium Children's Farm Home. The Subcommittee also approved an Other Funds expenditure limitation increase of \$2,050,587 for one-time cost of issuance and special payments associated with the disbursement of proceeds from the sale of \$2,000,000 in lottery bonds for disbursement to DePaul Treatment Centers for construction of a new treatment facility. The lottery bonds for both projects are authorized in Senate Bill 5702. There is no debt service allocated in the 2017-19 biennium for these sales, as the bonds will not be sold until the spring of 2019. Debt service for 2019-21 is estimated at a total of \$864,212 Lottery Funds per biennium.

The Subcommittee approved a one-time \$1,435,000 General Fund appropriation to support operations of a Carbon Policy Office to be housed temporarily in the Department of Administrative Services. The Office will be staffed by four limited duration positions (2.32 FTE); the Governor's Carbon Policy Advisor; a Climate Policy Manager, a Project Manager, and a support staff position. The approved one-time funding includes \$650,000 for studies to examine the following areas: an economic impact analysis of a cap and trade program on Oregon's jobs and economy, leakage risk of emission intensive, trade exposed industries (EITEs); and carbon sequestration.

#### **Office of the Governor**

The Subcommittee increased the General Fund appropriation by \$222,022, and added one full-time education policy advisor position (0.50 FTE). The policy advisor position is classified as a Principal Executive/Manager G.

The Subcommittee also established a one-time \$230,772 General Fund appropriation and one limited-duration full-time Principal Executive/Manager E position (0.63 FTE), to serve as a census coordinator. The employee will coordinate state efforts to ensure an accurate census count in the federal 2020 Census. The Office is expected to request re-establishment of the position for an additional eighteen-month period in the 2019-21 biennium Governor's recommended budget.

Finally, the Subcommittee adjusted the Office budget to reflect the transfer of the Oregon Volunteers Commission for Voluntary Action and Service (Oregon Volunteers) to the Higher Education Coordinating Commission. House Bill 4163, the 2018 session program change bill, transfers the Oregon Volunteers program from the Office of the Governor to the Higher Education Coordinating Commission, effective July 1, 2018. The Subcommittee increased the General Fund appropriation for Oregon Volunteers by \$50,000, decreased the Federal Funds expenditure limitation for Oregon Volunteers by \$3,337,261, and decreased the position authorization by 0.50 FTE to reflect the transfer out of the program Director position in the middle of the biennium. The corresponding adjustments to the Higher Education Coordinating Commission are described in that section of the budget report.

### **Oregon Liquor Control Commission**

In total, 17 permanent positions (11.34 FTE) and \$4.3 million Other Funds expenditure limitation are included for the Oregon Liquor Control Commission (OLCC). The limitation and positions are for the following issues:

- \$197,175 and one position (0.67 FTE) to serve as a Chief Information Officer at a Principal Executive Manager F level to manage, plan, implement, and upgrade the agency's disparate systems related to agency administration and regulation of alcohol and cannabis.
- \$180,000 related to increases in the agency's software licensing, maintenance, and support costs.
- \$300,000 for preliminary business case and project planning for a new online privilege tax payment and reporting system, as required by HB 2150 (2017 Session).
- \$51,122 to extend a contracted position via interagency agreement with the Oregon Health Authority that provides Geographic Information Systems (GIS) analysis to support OLCC licensing and registration information.
- \$960,000 for payments of monthly access and user fees attributable to medical marijuana registrants required to use the Cannabis Tracking System under the provisions of SB 1057 (2017 Session).
- Thirteen additional regulatory specialist positions (8.67 FTE) and an associated \$2,145,992 for OLCC responsibilities for investigations and inspections related to medical marijuana under the provisions of SB 1057. This amount assumes an estimated 2,000 medical marijuana registrants for the remainder of the 2017-19 biennium.
- Three positions (2.00 FTE) -- a Compliance Specialist 3, a Compliance Specialist 1, and an Administrative Support Specialist 1 -- and \$474,672 for additional administrative support in the marijuana program to prevent backlogs, develop and refine licensing and compliance protocols, train investigators, and review work for accuracy and consistency.

### **Public Employees Retirement System**

The Subcommittee approved an increase of \$80,000 Other Funds expenditure limitation for the Compliance, Audit, and Risk Division and a pension and healthcare independent actuarial review. A review confirms the reasonableness and consistency of the agency's consulting actuarial firm's valuation. This is an industry best practice; the last time such a review was undertaken was in 2009. Revenue transfers from earnings on invested funds will be used to pay for these expenditures.

The bill includes an increase of \$176,661 Other Funds expenditure limitation and the establishment of one permanent full-time Principal Executive Manager E position (0.67 FTE) for an information security and risk officer position, with the instruction that the position be filled with a person professionally credentialed in information security and risk. In January of 2016, the Public Employees Retirement System (PERS) received an information security program review from an independent security consultant. The review identified numerous information security and other vulnerabilities. The executive and legislative branches of government directed PERS to undertake a comprehensive effort to remediate security vulnerabilities and standup programs for cybersecurity, disaster recovery, and business continuity, which is currently underway. The security and risk officer position will help facilitate this effort. Revenue transfers from earnings on invested funds will be used to pay for these expenditures.

The Subcommittee approved a \$487,174 Other Funds expenditure limitation increase for the Information Services Division and two permanent full-time positions, an Information Systems Specialist 6 and an Information Systems Specialist 7 (a total of 1.34 FTE). The Legislature, in 2017, enacted SB 90, which permanently reassigned responsibility for information technology security for most state agencies to the Department of Administrative Services, Office of the State Chief Information Officer. The two positions at PERS that were reassigned had duties primarily related to network operational activities rather than just information security. The agency has had to contract with a private vendor for these services at a cost of \$206,000, which has proven more expensive than restoring the two positions. The Subcommittee approved the \$206,000 on a one-time basis. Revenue transfers from earnings on invested funds will be used to pay for these expenditures.

The Oregon Investment Council (OIC) voted to move the Individual Account Program (IAP) to a target-date fund solution beginning January 2, 2018. This is an age-based approach that moves a member's IAP assets into an increasingly conservative investment portfolio. This mandatory change is expected to lower a PERS member's defined contribution benefit, and provides for no member choice to make individual investment decisions. A one-time \$200,000 Other Funds expenditure limitation increase was approved as a first installment to pay for expenditures that the agency has had to make to conform to the OIC decision.

Two technical adjustments were approved to move the State Government Service Charge and Attorney General line-items from the Compliance, Audit, and Risk Division to the Central Administration Division and the agency's Deputy Director position from the Operations Division to the Central Administration Division. This position was mistakenly moved as part of a reorganization plan approved by the Legislature in 2017. The agency-wide impact of these two adjustments nets to zero.



## **Department of Revenue**

The Subcommittee approved a combined increase of \$2,380,791 Other Funds expenditure limitation for the Administration and Business Divisions, a \$497,420 decrease for the Core Systems Replacement program, and establishment of 13 permanent full-time positions (5.59 FTE), and 30 limited duration positions (9.38 FTE) for the implementation of HB 2017 (2017), a comprehensive transportation initiative which relies on the establishment of four new taxes. The Department of Revenue (DOR) requires supplemental funding over what was already included in the 2017-19 adopted budget for communications and outreach, information technology, return and payment processing, collections, compliance, and customer assistance. Revenue to support these expenditures will come from gross transportation tax receipts. The Legislature in 2019 will re-evaluate the ratio of electronic vs. manual filing of the payroll transit tax and the long-term need for positions. A one-time increase of \$50,000 Other Funds expenditure limitation was also approved for the Administration Division for costs related to the implementation of HB 2017. This funding is for the Processing Center Modernization project and the electronic imaging of paper documents; revenue to support this expenditure is from transportation taxes. The reduction to the Core Systems Replacement program budget of \$497,420 Other Funds expenditure limitation is to account for final contract savings.

An increase of \$1,787,696 Other Funds expenditure limitation and 11 permanent full-time positions (5.79 FTE) was established for the implementation of SB 1067 (2017), a measure to reduce and control future government costs. One element of this measure was to centralize most debt collection activity in state government within DOR. As a result, DOR requires funding for additional staff and to pay for information technology needs to manage the increase in debtor accounts. A fee will be charged to debtors to offset the cost.

An increase of \$377,227 General Fund and \$94,427 Other Funds expenditure limitation was approved for the implementation of SB 254 (2017), which requires financial institutions to participate in a data match program with DOR. Financial institutions compare a list of delinquent debtors with the names of account holders. If a match is found, DOR may administratively garnish the debtor's account. Funding is required for the initial setup as well as ongoing costs to pay financial institutions for data matching and vendor service fees. The Department of Administrative Services is directed to unschedule \$377,227 General Fund, which may be rescheduled based upon actual costs incurred by DOR.

The Subcommittee approved a decrease of \$604,613 General Fund and \$52,575 Other Funds for services and supplies expenditures as a result of savings in the Processing Center Modernization project and a re-estimation of State Data Center charges.

A one-time increase of \$604,613 General Fund and \$52,575 Other Funds expenditure limitation and the establishment of a limited duration Operations and Policy Analyst 4 in the Director's Office, two limited duration Accountant 4 positions, and one limited duration Fiscal Analyst 3 position in the Finance Unit were approved (2.42 FTE). These resources are to address the following issues: (a) any Financial Management Review findings, comprehensive external financial audit findings; (b) Secretary of State financial audit(s) findings; (c) alignment of agency

operations with state budget and accounting systems; (d) transition to the use of the state’s payroll system; (e) revamping of the cost allocation system; and (f) support for 2019-21 budget development activities.

The Subcommittee approved the following position reclassification changes, abolishments, and establishments related to the post-implementation of the Core Systems Replacement (CSR) project and Research Sections activities. The Department is able to self-fund this action by moving General Fund and Other Funds between programs, resulting in a net reduction of 6 positions (4.97 FTE). The following position actions were approved: reclassification of a Tax Audit 2 to an Operations and Policy Analyst 3; Tax Audit 2 to an Operations and Policy Analyst 3; an Administrative Specialist 1 to an Operations and Policy Analyst 3; an Operations and Policy Analyst 1 to an Operations and Policy Analyst 3; an Information Specialist 4 to an Operations and Policy Analyst 3; an Information Specialist 4 to an Operations and Policy Analyst 3; and the establishment of two Economist 4 positions. Additional funding for these changes comes from the abolishment of: one Administrative Specialist 2, two Office Specialist 1 positions, one Office Assistant 1, one Information Systems Specialist 3, one Office Specialist 2, and two Revenue Agent 1 positions. The six Operations and Policy Analyst 3 positions are to be assigned to the Administrative Services Division and Project Management Office and will resolve CSR issues by serving as an interface between operating programs, information technology staff, and the CSR vendor. The two Economist 4 positions are to be assigned to the Administrative Services Division and the Research Section to provide internally-focused CSR research for agency management and performance purposes.

The bill includes an increase of \$928,651 General Fund and \$192,204 Other Funds expenditure limitation and the establishment of seven permanent full-time positions (4.51 FTE) and 27 seasonal full-time positions (3.29 FTE). At the direction of the Legislature, the Department of Administrative Services, Chief Human Resources Office undertook a review of DOR’s personnel policies and DOR internally reviewed positions from the budget perspective. These reviews identified numerous misalignments of human resource policy and practice, as well as positions being either: (a) unbudgeted; (b) double-filled; (c) underbudgeted; (d) misclassified; (e) a result of budgeting errors; or (f) critically needed for financial management purposes. The following table reflects the actions to remedy most of these issues and achieve needed alignment with the legislatively approved budget:

Category	General Fund	Other Fund	Position	FTE
Financial Management positions	\$220,327	\$20,646	2	1.33
Misclassifications/Reclassifications	(\$6,252)	(\$3,647)	<1>	<0.49>
Unbudgeted Positions	\$98,243	\$12,738	1	0.50
New Positions - Permanent Full-time	\$227,097	\$16,034	5	1.50
New Positions - Seasonal Full-Time	\$353,347	\$30,726	27	3.29
Unbudgeted Full-time Equivalent	\$9,268	\$8,359	--	0.25
Other Adjustments	\$26,621	\$107,347	--	1.42
Total	\$928,651	\$192,204	34	7.80

With this realignment, DOR should now return to relying upon the regular administrative process for rectifying any remaining position misalignments. The Legislature can expect that prior to the start of the 2019-21 biennium, DOR will be able to have positions: (a) correctly classified in the state's human resource and budget applications; (b) properly assigned to the correct program and subprogram; (c) appropriately funded, by revenue source, and fund-type; (d) correctly budgeted in the state's budget system; and (e) appropriately expensed in the state's payroll and accounting systems.

A special purpose appropriation to the Emergency Board in the amount of \$650,000 was approved for additional position adjustments, with the priority being given to those in the Property Tax Division. Systemic financial management and funding issues within this Division have remained unaddressed for multiple biennia. Action to address these issues had to be deferred once again due to the lack of complete and accurate financial information. The Department's request for an allocation from the special purpose appropriation will need to be based upon a comprehensive plan to permanently address the systemic issues within the Property Tax Division. The Department of Administrative Services is directed to unschedule \$339,034 General Fund in the Property Tax Division related to compensation plan changes. The funds may be rescheduled as part of the Department's submission of a comprehensive plan.

The Subcommittee approved an increase of \$184,140 Other Funds expenditure limitation and the establishment of one permanent full-time Principal Executive Manager G position (0.50 FTE) to serve as the agency's Collections Administrator and, eventually, as the Collections Division Administrator once the division is formally established next biennium. DOR is directed to move the Other Agency Accounts Section in the Business Division into a new Summary Cross Reference Program beginning with the 2019-21 biennium.

In addition, the Subcommittee directed the Department to report to the Legislature in 2019 on the following:

- A feasibility study, as directed by a budget note in SB 5535 (2017), related to the establishment of a collections division.
- Report on what collection functions were consolidated under SB 1067 (2017), from which agencies, and identify which agencies were exempt from consolidation and why. The Department is also to prepare a detailed revenue estimate, by agency and fund-type, for SB 1067 (2017) and those agency accounts subject to consolidation.
- Report on the agency's use of private collection firms and private collection firm's rates as compared to the agency's internal collection activities and rates.

The Subcommittee approved an increase of \$524,929 General Fund and \$10,713 Other Funds expenditure limitation and the establishment of seven permanent full-time positions (2.92 FTE) for a remote customer service call center.

### **Secretary of State**

The Subcommittee established a one-time \$1,663,885 General Fund appropriation for reimbursement of Elections Division and county costs of conducting the January 2018 Special Election. These costs were not previously budgeted. The funds will reimburse costs documented as of

February 7, 2018, including \$353,922 of Elections Division expenditures, and \$1,309,963 for county costs that will be distributed to twenty-four counties. The appropriation is approved on a one-time basis and will be phased out in the agency's 2019-21 biennium budget request. The reimbursable costs of the special election are expected to total approximately \$3.32 million. The Secretary of State may request reimbursement for remaining costs from a special purpose appropriation to the Emergency Board included in the bill for this purpose.

The Subcommittee increased the General Fund appropriation for the Elections Division by \$257,306, and decreased the Federal Funds expenditure limitation by \$42,616, to finance printing and distribution of Oregon Motor Voter mailers required under state law. The funding will allow for continued distribution of notifications and postage-paid return envelopes to persons about to be registered to vote under the Oregon Motor Voter program, with instructions on how to opt-out of voter registration, and how to affiliate with a political party. The Federal government has advised that the Federal Funds previously budgeted are ineligible to be applied for this purpose. The Subcommittee also increased the General Fund appropriation for the Administrative Services Division by \$156,357, and established one full-time Information Systems Specialist 8 position (0.63 FTE), to support operational resilience and cyber security capabilities.

The Subcommittee increased the Other Funds expenditure limitation for the Administrative Services Division by \$139,367, and established one limited-duration full-time Training and Development 2 position (0.63 FTE) in the Office's Human Resources Division. The expenditure limitation increase is provided on a one-time basis and will phase out in the development of the Office's 2019-21 current service level budget. The Secretary may request reestablishment of the position as a permanent position in the 2019-21 biennium agency request budget.

Finally, the Subcommittee approved two technical adjustments to the agency budget. The Subcommittee transferred \$347,900 General Fund from the Elections Division to the Administrative Services Division to correct the impact of the phase-out of one-time funding for the Election Night Reporting System. The Subcommittee also reallocated funding for state government services charges, decreasing General Fund appropriations by a total of \$32,651, decreasing Other Funds expenditure limitations by a total of \$172,854, and increasing the Federal Funds expenditure limitation by \$160,505.

### **State Treasurer**

The Subcommittee approved an increase of \$1.8 million General Fund for services and supplies for the Oregon Retirement Savings Board (ORSB), which brings the 2017-19 approved budget to \$4 million General Fund. The supplemental increase is to pay for outreach and marketing. A General Fund appropriation continues to be required to fund the ORSB's operating expenses until sufficient Other Funds revenue can be generated to support the Board. General Fund expenditures are to be repaid with future administrative fees. A current accounting of the loan for the 2015-17 biennium and the 2017-19 biennium, if this request is approved, totals \$5.3 million. At present, there is no identified timeline for the repayment of this loan, which is dependent upon a level of program participation large enough to generate fee revenue to both operate the ORSB and repay the state's General Fund loan.

The Subcommittee also directed the State Treasury to report to the Interim Joint Committee on Ways and Means or the Emergency Board in May 2018 on investment expenses related to the Oregon Public Employees Retirement Fund.

## **CONSUMER AND BUSINESS SERVICES**

### **Department of Consumer and Business Services**

An increase in the Federal Funds expenditure limitation for the Department of Consumer and Business Services (DCBS) of \$810,000 is included in the bill for the Senior Health Insurance Benefit Assistance program (SHIBA) providing outreach, education, and financial support to seniors to maximize their Medicare benefits. The program is funded through several federal grant programs including the Safety and Health Investments Projects (SHIP) program, the Medicare Improvements for Patients and Providers Act (MIPPA), and the Senior Medicare Patrol (SMP) program. The additional expenditure limitation allows DCBS to expend federal amounts received that were in addition to those amounts originally anticipated in the agency's budget.

The Subcommittee approved a one-time only increase in the Federal Funds expenditure limitation for DCBS of \$1,157,514 and authorized the establishment of a limited-duration position (0.67 FTE) in conjunction with a federal grant award from the U.S. Department of Health and Human Services (DHHS) for the planning and implementation of health insurance market reforms through the Health Insurance Enforcement and Consumer Protections (HIECP) grant program. The grant will be used to fund a limited-duration Market Conduct Field Examiner position and to replace up to 10% of the existing funding for three market Analyst positions and a Grant Coordinator position at a total cost of \$281,261 in the 2017-19 biennium. The savings in Other Funds for the existing positions will be recognized in the program's fund balance. DCBS has budgeted \$876,252 of the remaining grant funding for contracted services to provide consulting services by experienced clinicians with pharmaceutical expertise to review formularies and create standard operating procedures to ensure form filing reviewers can accurately review formularies and related documentation submitted by insurers.

An increase in the Other Fund expenditure limitation for DCBS of \$118,392 was approved to reclassify positions in the Workers' Compensation Division and the Division of Financial Regulation. The change impacted three positions in total and each of the reclassification requests were reviewed and approved by the Department of Administrative Services, Chief Human Resources Office.

### **Bureau of Labor and Industries**

Other Funds expenditure limitation in the amount of \$275,000 is included, and 0.50 FTE added to an existing position on a limited duration basis, for the Bureau of Labor and Industries (BOLI) related to a grant award for apprenticeship expansion and diversification. The grant was awarded to the Higher Education Coordinating Commission (HECC) in August 2016, which will pass funding through to BOLI to execute its responsibilities per the grant application. Those responsibilities include data base improvements, a searchable web application for

apprenticeship records review, cultural competency training, and months added to an existing Apprenticeship Representative position, which serves as a liaison between BOLI and other workforce partners. At its September 2017 meeting, the Interim Joint Committee on Ways and Means recommended the additional expenditure limitation and the addition of twelve months (0.50 FTE) on a limited duration basis to the position; the performance period of the grant is not anticipated to extend beyond the 2017-19 biennium.

### **Health-Related Licensing Boards**

The Subcommittee approved an increase in Other Funds expenditure limitation of \$24,000 for the Occupational Therapy Licensing Board for conducting fingerprint background checks on new applicants.

The Subcommittee approved an increase of \$131,158 Other Funds expenditure limitation and the establishment of a permanent half-time Investigator 2 position (0.31 FTE) for the Board of Speech-Language Pathology and Audiology to address the Board's costs related to investigations. Included in the \$131,158 increase is \$42,587 for personal services, \$3,571 services and supplies, \$60,000 for professional services, and \$25,000 for Attorney General costs.

An increase of \$46,111 Other Funds expenditure limitation is included for the Veterinary Medical Examining Board for costs related to the veterinary facility inspection program established by HB 2474 (2015). The increase in limitation will be used to fund the cost of the full-time inspector position at a salary level higher than the budgeted step 2 and includes services and supplies for travel and per diem costs.

## **ECONOMIC AND COMMUNITY DEVELOPMENT**

### **Oregon Business Development Department**

The Subcommittee increased Lottery Funds by a total of \$1,500,000, to provide one-time support for three programs: \$500,000 was provided for the City of Warrenton to finance the rebuilding of a dock destroyed by fire; \$500,000 was provided for the Port of Cascade Locks to finance infrastructure and business recruitment at the Port's Business Park; and \$500,000 was provided for deposit into the Local Economic Opportunity Fund, to assist community economic resilience planning.

The Subcommittee also transferred \$1,250,000 of Lottery Funds expenditure limitation from the Strategic Reserve Fund program to the Oregon Growth Fund. The Lottery Funds expenditures for the Oregon Growth Fund are approved on a one-time basis and will be phased out in the development of the agency's 2019-21 biennium current service level budget. The Oregon Growth Board will utilize the Oregon Growth Fund moneys as allowed to increase capital to the state's early-stage small businesses.

Other Funds expenditure limitation of \$642,194 was approved for repairing and improving docks owned by the Port of Brookings Harbor. Lottery bonds were approved to finance this project in the 2017 session, but because of an error, expenditure limitation of the bond proceeds

was not added to the agency budget. This additional Other Funds expenditure limitation corrects this error and permits the agency to distribute the bond proceeds, which are expected to be issued in the spring of 2019. The Federal Funds expenditure limitation was increased by \$703,125 to accommodate expenditure of federal grants awarded under the State Trade Expansion Program.

### **Employment Department**

Other Funds expenditure limitation of \$5,574,000 and 22 limited duration positions (19.25 FTE) are added to the 2017-19 budget for the Oregon Employment Department (OED) related to a grant received to fund enhanced employment services to Supplemental Nutritional Assistance Program eligible customers. OED will contract with the Department of Human Services to provide these services to their customers. Funding and FTE are not assumed to be included in calculations for service delivery in subsequent biennia.

### **Housing and Community Services Department**

A General Fund appropriation in the amount of \$5,000,000 was added as a one-time enhancement to the 2017-19 legislatively approved budget for the Housing and Community Services Department for homeless shelter capacity and homelessness prevention services provided through the Emergency Housing Account Program. This additional funding is not intended to go through the Department's regular funding formula, but instead will be distributed as follows:

- Multnomah County: \$2,373,351
- Lane County Human Services Division: \$498,399
- Central Oregon Neighborhood Impact: \$319,485
- Clackamas County Mobile Housing Services: \$782,107
- Jackson County Community Action Agency (ACCESS): \$228,202
- Options for Homeless Residents of Ashland: \$35,000
- Mid-Willamette Valley Community Action Agency for additional shelter efforts outside of Salem: \$50,000
- Community Connection of Northeast Oregon, Inc: \$141,483
- Washington County Community Action: \$571,973

This amount is intended for the 2017-19 biennium only, and is not intended to factor into calculations of future, ongoing service levels. The following budget note was included.

#### **Budget Note:**

The Housing Stability Council, in alignment with preliminary findings from the Statewide Housing Plan, shall make recommendations to the Director of Oregon Housing and Community Services about how to prioritize funding for the Emergency Housing Account and the State Homeless Assistance Program to ensure that funds are being spent as efficiently and effectively as possible.

At a minimum, the Council shall consider how the use of funding incentivizes regionally and nationally recognized best practices, and outcome oriented strategies, to create a more effective system to prevent and reduce homelessness.

The Director shall present recommendations to the Legislature by February 28, 2019.

A one-time General Fund appropriation in the amount of \$200,000 was included for costs related to creating a youth shelter for unaccompanied minors in Salem.

Due to an oversight, Other Funds expenditure limitation in the Housing and Community Services Department 2017-19 legislatively adopted budget was insufficient to accommodate the transfer of General Fund that is spent by the Department as Other Funds. Technical adjustments are included to increase other funds expenditure limitation, attributable to 2017-19 General Fund support for the following HCSD programs:

- Emergency Housing Assistance program: \$18,200,000
- Rent Guarantee Program: \$125,000
- Wildfire Damage Housing Relief program: \$150,000

Lottery Funds expenditure limitation in the amount of \$1,150,000 was added on a one-time basis to the Housing and Community Services Department budget pursuant to a plan presented by the Housing and Community Services Department and the Oregon Department of Veterans' Affairs. The agencies were directed via budget note to present a plan to utilize \$1,150,000 of Lottery Funds associated with the passage of Measure 96, allocated during the 2017 session to the Housing and Community Services Department for veterans' homelessness and housing issues. The expenditure limitation will be utilized to develop a by-name registry of homeless veterans in selected communities, a limited duration veteran homelessness integrator position (0.63 FTE) to serve as designated staff in assisting communities that develop the by-name registry, development of new affordable housing units for veterans, and funding for eligible veterans that need improvements or special accommodations to homes they own. A total of \$350,000 in Lottery Funds expenditure limitation was approved for emergency housing assistance services to veterans during the 2017 legislative session, also considered one-time.

### **Oregon Department of Veterans' Affairs**

The Subcommittee approved increasing Federal Funds expenditure limitation by \$500,000 for transportation of veterans' in highly rural areas, with the understanding that the Department of Administrative Services will unschedule the limitation increase until the Oregon Department of Veterans' Affairs (ODVA) has been notified that its application for the federal FY2018 Highly Rural Transportation Grant has been successful. ODVA received authorization from the interim Joint Committee on Ways and Means to apply for the FY2017 Highly Rural Transportation Grant and to continue to apply for future annual renewal grants. The increase results in total Federal Funds expenditure limitation of \$1 million, which will accommodate ongoing receipt and disbursement of the annual \$500,000 grants.



### **Lottery Distributions to Counties for Economic Development**

The Subcommittee approved the following actions relating to the distribution of Lottery Funds to counties for economic development. Following the last quarterly transfer of Oregon State Lottery revenues to counties each biennium, the Joint Committee on Ways and Means shall compare the amounts transferred to each county during the biennium to the amounts that would have been transferred to each county during the biennium pursuant to ORS 461.547. The Committee shall review the impact of adjusting the amounts that were transferred to the amounts that would have been transferred pursuant to ORS 461.547 on the state budget and on the ability of the counties to accommodate any funding reductions.

## **EDUCATION**

### **State School Fund**

The Subcommittee approved a decrease of \$70,961,313 General Fund and an increase of \$70,961,313 Lottery Funds for the State School Fund, which reflects the balancing of available Lottery Funds across the entire state budget. Overall, there is no net change from the total \$8.2 billion provided in the 2017-19 legislatively adopted budget.

### **Department of Education**

The Subcommittee approved additional Other Funds expenditure limitation of \$39,312,315 for the Oregon School Capital Improvement Matching program in the Oregon Department of Education (ODE). This amount represents the estimated proceeds available for the program from bonds issued during the 2015-17 biennium for distribution during 2017-19. This amount was inadvertently not included in the 2017-19 budget for ODE. An increase in Other Funds expenditure limitation of \$750,000 is also included for funding received through an interagency agreement with the Department of Human Services for child care worker professional development.

An increase of \$1,980,708 General Fund and 14 positions (7.72 FTE) were approved for the Office of Child Care in the Early Learning Division to address safety and quality issues in the child care system, as well as to provide funding for testing of lead contamination in drinking water in child care facilities. Three Compliance Specialist 2 positions (1.62 FTE) are added to reduce the caseloads for existing staff who currently face caseloads of 1 inspector to 150 facilities, which is significantly above the suggested ratio of 1 to 50. Another three Compliance Specialist 3 positions (1.74 FTE) are added for providing training to licensing staff, reviewing findings of enforcement actions, leading case reviews, and reducing caseloads. Three management positions were also approved -- a Principal Executive/Manager E (0.58 FTE) for a Licensing Manager, a PEM D (0.54 FTE) for a regional manager in Medford, and a PEM C (0.54 FTE) for a Background, Intake and Customer Service manager. The Subcommittee also approved five limited duration Compliance Specialist 2 positions (2.70 FTE) for a pilot program in collaboration with the Department of Human Services (DHS). This pilot program will provide teams of ODE and DHS staff to jointly investigate neglect and other cases

that take place in a child care facility. Total funding of \$1,740,912 General Fund will support these positions and associated costs. The remaining \$239,796 is to offset the cost of testing drinking water for lead contamination in child care facilities.

The Subcommittee approved a one-time General Fund appropriation of \$250,000 for a grant to the Salem-Keizer Education Foundation to assist in the funding for the Mike McLaran Center for Student Success which provides a variety of services for students of the Salem Keizer School District. The Center provides services relating to: (1) college preparation and awareness; (2) career exploration and exposure; (3) academic supports like tutoring and mentoring; and (3) social supports.

**Budget Note:**

The Oregon Department of Education is instructed to use one-time funding from the Network for Teaching and Learning to provide up to \$100,000 to support the Civic Scholars program under HB 2955 (2015) for the annual Oregon Civics Day for Teachers for the 2018-19 school year. This program provides ongoing professional development for civics teachers across the state.

**Budget Note:**

Before disbursing any matching funds from the Connecting Oregon Schools Fund to provide schools with broadband access, the Oregon Department of Education shall consult with the Office of the State CIO in order to prioritize the disbursement of matching funds so as to leverage existing public fiber assets to the greatest extent possible. The Oregon Department of Education shall provide a report on the disbursement of funds to the Joint Committee on Information Management and Technology during the first Legislative Days after the disbursement of funds. The report shall identify the schools benefitting from the matching funds, the status of any broadband deployments, the broadband speed available per user, and the extent to which the disbursements leverage existing public fiber.

**Higher Education Coordinating Commission**

The Subcommittee approved a net increase of \$65,049 General Fund for Higher Education Coordination Commission (HECC) operations to fill budget gaps related to Enterprise Technology Services (ETS) charges and funding for Client Services from the Department of Administrative Services (DAS). At the end of the 2017 legislative session, HECC had not yet received a firm estimate of the increased ETS charges resulting from the required move of post-secondary related data systems to the ETS servers. Now a firm estimate is known resulting in a \$263,275 shortfall in the HECC operations budget. The second shortfall is due to reducing the HECC operations budget twice for DAS Client Services charges as the agency hired staff to perform payroll and human resources functions formerly provided through DAS Client Services, leaving a \$161,774 General Fund gap in the budget. Also related to this second item is an \$11,030 increase in Other Funds expenditure limitation and \$198,541 increase in Federal Funds expenditure limitation. The combined \$425,049 General Fund budget hole is largely offset by \$360,000 of savings for Open Education Resources (HB 2729; 2017 Session) that are no longer required; the net result is the need for the \$65,049 General Fund.

The Subcommittee also approved continuation of nonlimited authority to HECC to make Other Funds expenditures necessary to disburse general obligation bonds sold during the 2013-15 biennium for the benefit of public universities. HECC has approximately \$31 million in bond proceeds from 2013-15 issuances that are expected to be disbursed during the 2017-19 biennium. An increase of \$1,219,645 in Other Funds expenditure limitation was also approved for HECC for the issuance costs of general obligation and Lottery bonds sold for public universities. These include XI-G, XI-Q, XI-F, and Lottery bonds.

A \$250,000 General Fund appropriation to HECC was approved for the Oregon Volunteers Commission for Voluntary Action and Service program. The primary program administered by this Commission is AmeriCorps which requires a state match for administrative costs. This program is currently in the Governor's Office and is being transferred to HECC effective July 1, 2018. Six positions (2.25 FTE) are established in HECC including three full-time positions -- Director (0.50 FTE), a Program Analyst 2 (0.50 FTE), Administrative Specialist 1 (0.50 FTE); and three part-time positions -- Accountant 2 (0.25 FTE), Procurement Specialist 2 (0.25 FTE), and Administrative Specialist 1 (0.25 FTE). An increase in Federal Funds expenditure limitation of \$3,606,774 was also approved for the federally funded program administrative costs and for the AmeriCorps grants for the second year of the biennium. A General Fund appropriation of \$50,000 was approved for the Governor's Office to provide sufficient state match for the first year of the biennium, as well as a decrease in Federal Funds expenditure limitation of \$3,337,261 to reflect the transfer of the program to HECC in the second year of the biennium.

Two one-time appropriations were approved through HECC for public universities. The first is a \$250,000 General Fund investment for a Portland State University/Oregon Health and Science University Center for Violence Prevention Research, Education, and Practice. The work of the Center is to research identifying causal factors and other social determinants of health that are linked to various health conditions and dangerous outcomes (e.g., abuse or motor vehicle accidents), distribution of culturally and geographical appropriate best practices, and improved public awareness. Funding is to be distributed to the hospital operations component of the Oregon Health and Science University. The second appropriation of \$3,000,000 General Fund is to provide a portion of the match for federal funds for a project at Oregon State University's Northwest National Marine Renewable Energy Center (NNMREC). The project is the Pacific Marine Energy Center South Energy Test Site which is a wave energy test site off the Oregon Coast. An \$800,000 General Fund appropriation was provided in 2016 as part of the match for the first \$5 million in federal funds for this project; this \$3.0 million will help secure the remaining \$35.0 million in federal funds. An additional \$1.6 million state contribution may be required for the 2019-21 biennium for the project.

Debt service on outstanding Article XI-F (1), Article XI-L, and Article XI-G general obligation bonds issued for the benefit of the Oregon Health and Science University (OHSU) is transferred from the Department of Administrative Services (DAS) to the Higher Education Coordinating Commission (HECC). HB 4163 includes statutory changes necessary for the transfer, including the requirement that HECC request General Fund debt service on outstanding OHSU Cancer Challenge Article XI-G bonds and that HECC may enter into agreements with OHSU related to debt service payments. The amount of the transfers reflects a May 1, 2018 effective date. Debt service in DAS's budget for OHSU is reduced by \$11,785,250 General Fund (XI-G bonds) and \$21,346,063 (XI-F and XI-L bonds). The debt service budget for HECC is increased by \$11,760,817

General Fund and new limitation of \$21,069,924 Other Funds is established. The net difference in amounts between the two agencies reflects current projections of debt service needs for the 2017-19 biennium. Consolidating debt service on outstanding state bonds issued for the benefit of OHSU does not make or imply any changes to OHSU's long standing direct relationship with the State of Oregon by which OHSU is governed, and no authority over OHSU is being transferred or granted to HECC.

### **Chief Education Office**

The Subcommittee approved a total 2017-19 budget for the Chief Education office of \$8,207,271 General Fund after factoring in the adjustments for employee compensation in this bill as well as the statewide savings included in HB 5006 (2017). The 2017 Legislature approved a net General Fund budget for the first year of the biennium of \$3,652,812 (\$4,022,118 in the agency's budget bill (HB 5522) minus the statewide savings of \$369,306 in HB 5006). HB 5522 also included a \$3,972,118 special purpose appropriation to the Emergency Board for the second year of the biennium. This bill adds to the first year's funding to also cover second year's costs, and repeals the special purpose appropriation from SB 5522 (2017).

The General Fund appropriation in this bill reflects the two-year amount authorized for the coordination and research role of the Office as well as the funding for the Statewide Longitudinal Data System (SLDS). This amount includes an increase of \$1,640,000 General Fund for the completion of developing the SLDS. The development of the SLDS was not completed during 2015-17 and \$1.9 million was reverted to the General Fund at the close of the 2017-19 biennium. This SLDS funding will be used to complete payment for the primary contractor, an extension of the third-party Quality Assurance contractor, costs to transition the SLDS to the updated version of the relational database management system at the State Data Center, and provide full funding for the project's state positions.

The appropriation amount reflects staffing changes from the first year of the biennium which moves the agency to more of a research organization given that the development of the SLDS is nearing completion. These changes include elimination of a Principal Executive/Manager (PEM) G position which was the STEM/CTE Director and a PEM F position which was the Education Innovation Officer. A PEM F position which acts as the Public Affairs Director is reclassified to an Operations and Policy Analyst 4. An Executive Specialist position was reduced to a half-time position. Finally, a Solutions Architect position was added to the SLDS staff. The result of these staffing changes reflects a decrease in FTE from 6.75 for the first year of the biennium to 5.75 FTE in the second year. As part of these changes, \$222,002 General Fund was provided for one Policy Advisor in the Governor's Office since the Chief Education Officer will no longer perform this function.

## HUMAN SERVICES

### Oregon Health Authority

HB 5201 adjusts the Oregon Health Authority (OHA) budget for updated program caseloads, costs, and revenues to “rebalance” the budget. This information was presented at the January 2018 meeting of the Interim Joint Committee on Ways and Means. At that time, the agency’s rebalance plan resulted in an overall General Fund shortfall of \$30.5 million. This net position included budget problems of \$51.5 million related to federal match rate changes, loss of hospital assessment revenue resulting from the delay caused by the referendum to repeal parts of HB 2391, and a community mental health General Fund shortfall related to marijuana tax revenues. Savings of \$21.1 million General Fund resulted mostly from Medicaid caseload savings and lower than budgeted Medicare premium costs. While total caseload is up, General Fund costs are down slightly.

The rebalance plan also increased Federal Funds expenditure limitation related to the increased caseload forecast, as well as federal funding adjustments that were missed in the legislatively adopted budget for the Hospital Transformation Performance Program and Hepatitis C treatment services.

The agency identified a number of budget risks, including caseloads, the implementation of new quality and access programs for the Oregon Health and Science University and rural hospitals, and several ongoing and emerging issues that the agency is in the process of analyzing.

The Subcommittee approved the agency’s rebalance plan, but with significant changes. The community mental health General Fund shortfall of \$16 million related to marijuana tax revenues was not funded. This issue will be resolved for the current biennium, assuming passage of SB 1555, and additional General Fund was not needed. This issue will need to be revisited for the 2019-21 budget. The Subcommittee also approved \$17.2 million of additional hospital assessment revenue remaining from the 2015-17 biennium, which will be used in the budget in place of General Fund. In addition, the Subcommittee approved several new budget adjustments. The final adjustments, before the transfer of eligibility services is considered, result in a decrease of \$3.5 million General Fund in the agency.

In addition, a total of \$39.0 million General Fund is moved from OHA to the Department of Human Services (DHS) to reflect the transition of all Medicaid eligibility services to DHS, based on an effective date of April 1, 2018. This includes the transfer of 476 positions (320.37 FTE), as well as costs associated with the ONE eligibility system. Total budget adjustments, including the transfer, result in a \$266.0 million increase in the agency’s total funds budget and a \$42.7 million reduction of General Fund. These numbers do not include budget changes related to employee compensation cost changes, which total \$18.1 million General Fund and \$30.2 million total funds, and are also included as part of HB 5201.

The Subcommittee recognized the ongoing risk of caseload forecast changes, as well as the potential risk in OHA of various eligibility and payment issues that are currently being analyzed. A special purpose appropriation of \$30 million is made to the Emergency Board for caseload costs or other budget challenges in either OHA or DHS.

A more detailed description by program area follows.

#### Health Systems Division

The budget adjustments in HB 5201 reflect a net \$39.5 million decrease in General Fund in the Health Systems Division (HSD), with a \$44.4 million increase in Other Funds expenditure limitation, a \$245.2 million increase in Federal Funds expenditure limitation, and a reduction of 477 positions (321.70 FTE). This includes a budget reduction of \$36.4 million General Fund because of the transfer of all eligibility services to DHS.

General Fund costs increase primarily as a result of the following issues. Final federal match rates for FY 2019 resulted in a General Fund cost of \$16.7 million for the biennium. In addition, the referendum to repeal parts of HB 2391 (2017) resulted in a loss of hospital assessment revenue of \$15 million which must be covered with General Fund. The referendum delayed the additional 0.7% assessment on larger hospitals from October 5, 2017 to January 1, 2018; that assessment cannot be imposed retroactively. Finally, a small increase in the community mental health caseload (Guilty Except for Insanity population) results in a need for \$0.9 million General Fund.

These costs are more than offset by General Fund savings in HSD. Medicare Part B premiums increased less than budgeted, resulting in a General Fund savings of \$3.8 million. Oregon pays these premiums for clients that are eligible for both Medicare and Medicaid. Savings of \$15.9 million General Fund result from the new Fall 2017 Medicaid caseload forecast, as compared to the Spring 2017 caseload forecast on which the legislatively adopted budget was based. Overall, the forecast is up 1.5% or about 15,000 clients, resulting in an increased total funds cost. However, categories with the highest increases include the Affordable Care Act population and the Children's Health Insurance Program, both of which have very high federal match rates. Categories showing decline include those with higher state costs, such as the Children's Medicaid Program and Pregnant Women. The net result is a savings to the General Fund, but an increase in Federal Funds expenditure limitation of about \$150 million. Additional hospital assessment revenue of \$17.2 million is available from the 2015-17 biennium, which will be used in the budget in place of General Fund. Finally, the forecast for tobacco tax revenues is up slightly, resulting in reduced need for General Fund of \$1.5 million.

The Subcommittee approved an additional \$245.2 million in Federal Funds expenditure limitation for HSD related to the increased caseload forecast, as well as federal funding adjustments that were missed in the legislatively adopted budget for the Hospital Transformation Performance Program and Hepatitis C treatment services. The net includes a reduction of Federal Funds limitation of \$98.4 million related to the transfer of eligibility services to DHS.

The Subcommittee approved a special purpose appropriation to the Emergency Board of \$2 million, to be available for rate increases for certain residential mental health service providers, if needed. The agency has also identified \$3 million of internal resources that can be used for this purpose. The agency is in the process of conducting a thorough rate analysis in order to produce a standard rate or set of rates. Currently, different providers are paid different rates, partly depending on when they originally signed contracts with the agency. In addition, not all providers can bill for all types of reimbursement. The agency began working on this analysis during the summer of 2017, starting with data collection from providers. Although additional data collection and analysis is needed, OHA hopes to review rates for those providers in the lowest range of per-bed revenues and operating margins by summer of 2018, in anticipation of an interim rate adjustment for these providers. After completion of data collection and analysis, another rate adjustment may be necessary for other providers. This work is not expected to be completed until the end of the year. Another \$152,500 General Fund is provided to OHA for actuarial services and to provide technical assistance to providers with data collection and billing.

General Fund was increased by \$950,000 to supplement existing funding for the school-based mental health capacity fund. This fund is run by OHA to provide funding to place mental health providers in school-based health centers and in schools without school-based health centers. The current 2017-19 funding level, before this addition, is \$8.1 million General Fund. While funding is primarily used to support mental health therapists, there are other needs for funding that support the therapists, such as rural transportation, reconfiguring school environments to support a suitable space, and materials for education and outreach. For purposes of building the 2019-21 budget, these programs are considered ongoing. The Subcommittee included the following direction:

**Budget Note:**

The Oregon Health Authority will use this additional funding to supplement the existing capacity grant program. Applicants should be encouraged to list potential community partnerships; other local, foundation or CCO financial participation; and how the efforts respond to adverse childhood experiences, critical mental or behavioral health challenges facing youth, or ensuring school and student safety. The proposals could be through direct funding of in-school services and/or leveraging other community resources and partnerships. The agency is encouraged to pass through these dollars to school and education service districts or their key partners, process applications in an efficient and timely manner, and to report back to the appropriate interim Committees by January 1, 2019 as to number of proposals received and project funding granted.

A General Fund appropriation of \$900,000 was approved to expand the current Oregon Psychiatric Access Line program at Oregon Health and Science University (OHSU). The program currently provides telephone or electronic real-time psychiatric physician consultations to primary care providers caring for children and adolescents. The funding resides in the OHA budget and is provided to OHSU through contract. This \$900,000 will allow the program to expand to provide access to the Oregon Psychiatric Access Line for primary care providers caring for individuals 19 years of age or older. For purposes of building the 2019-21 budget, these programs are considered ongoing.

The Subcommittee approved a General Fund appropriation of \$150,000 to help fund one-time capital costs for a sobering center located in Salem. This is a partnership among several groups, including the City of Salem, Marion County, Marion County Sheriff, Salem Police Chief, Salem Hospital, Mid-Willamette Valley Community Action Agency, and Bridgeway Recovery Services.

#### Health Policy and Analytics

The Subcommittee approved an Other Funds expenditure limitation of \$10 million to allow additional revenues received in the Health Care Provider Incentive Fund to be spent on workforce training programs and/or provider incentive programs. It is anticipated that the inter-governmental transfer mechanism with OHSU that is related to fee-for-service expenditures will generate roughly \$8-10 million during the 2017-19 biennium that will be available for these programs. For purposes of building the 2019-21 budget, these programs are considered ongoing.

#### Public Health

HB 5201 includes \$0.7 million General Fund to support rising caseloads in the Breast and Cervical Cancer Screening Program because of increased outreach, at the same time as the Komen grant revenues for the program have declined over time. Based on agency projections, this funding will allow the program to adequately serve the over-50 age group. The intention is that younger women (of reproductive age) will be able to access screenings through the CCare program and the new funding from HB 3391, which funds reproductive health services for women who are eligible for Medicaid except for their immigration status. The agency will continue to monitor the caseload and service levels for these programs to be sure that specific gaps in coverage do not result from these changes.

The CCare program closed out the 2015-17 biennium with an excess of \$3 million Other Funds revenues. These were distributions of revenue from the Medical Marijuana Program during the 2015-17 biennium; CCare no longer receives medical marijuana revenues in the 2017-19 biennium. These revenues will be returned to the Medical Marijuana Program. It is anticipated that additional resources will be needed in the Medical Marijuana Program during the 2019-21 biennium.

The Subcommittee approved an additional 4 positions (2.62 FTE) for the Medical Marijuana Program. That 2.62 FTE includes increasing two existing partially funded positions to full-time. As a part of SB 1057, the major marijuana bill from the 2017 session, this program was reduced by 16 positions. In addition, 6 more vacant positions were eliminated as part of the agency budget. All Compliance Specialists were eliminated from the staff as of July 1, 2018. At the time, it was estimated that most processors, dispensaries, and growers would move to the recreational marijuana program under the Oregon Liquor Control Commission (OLCC). While most processors and dispensaries have moved, most of the 30,000 growers still remain with OHA. It is essential that the program has the capability to do the compliance work necessary to enforce medical marijuana laws, as well as maintain administrative functions. An increase of \$1.4 million Other Funds expenditure limitation is included. The appropriate staffing level for this program will be reexamined as part of the agency budget process during the 2019 legislative session, when more data is available on numbers of growers remaining with the Medical Marijuana Program.



SB 1057 also required OHA to enter into an agreement with OLCC to use its cannabis tracking system to track the propagation, processing and transfer of medical marijuana. The bill also required OHA to establish a new fee to cover these costs and to transfer all resulting revenue to the Marijuana Control and Regulation Fund for use by OLCC to pay program costs. OHA implemented, by rule, an annual fee of \$480, identical to the fee already in place for recreational marijuana users of the system. This is expected to result in \$3.6 million of revenues to be transferred to the Fund. A budget adjustment of \$3.6 million Other Funds expenditure limitation is included allowing the agency to transfer those resources.

Two positions (0.50 FTE) are added to the Health Licensing Office to address the added workload associated with HB 4129, issuing residential care facility administrator licenses. The additional Other Funds expenditure limitation needed for this change can be absorbed within the agency's existing expenditure limitation.

The budget includes an increase of \$10.8 million Other Funds expenditure limitation, which allows the agency to spend available revenues on enhancements to the Women, Infants, and Children (WIC) Information System Tracker. These revenues were recovered through a lawsuit after an earlier WIC contractor failed to fulfill contract requirements.

#### Central Services/Statewide Assessments and Enterprise-Wide Costs

Budget adjustments include the use of leftover bond proceeds from the Oregon State Hospital Replacement Project to pay debt service, freeing up \$1.4 million General Fund for other purposes. The transfer of eligibility services and the ONE system to DHS results in a reduction of \$2.8 million General Fund in Statewide Assessments and Enterprise-wide Costs. This includes the transfer of funding needed to pay usage-based assessments related to the Processing Center, such as Enterprise Technology Services, as well as facility costs, starting April 1, 2018.

#### Department of Human Services

Many of the budget adjustments in HB 5201 for the Department of Human Services (DHS) are driven by actions needed to rebalance the agency's budget and realign work between DHS and the Oregon Health Authority (OHA). At the January 2018 meeting of the Interim Joint Committee on Ways and Means, the agency presented a rebalance report tied to several dynamics affecting DHS' budget. These include savings or funding gaps due to changes in caseload and costs increases; costs associated with negotiated collective bargaining agreements for non-state employees; and other program changes or issues arising since the 2017 legislative session.

Overall, the DHS rebalance plan projects savings of \$4.3 million General Fund; the calculation assumes availability of \$9.7 million from the special purpose appropriation for non-state employees and excludes the transfer in of Medicaid eligibility staff from OHA since those additional costs also come with funding from OHA. The \$4.3 million in General Fund savings consists of \$20.1 million in net savings from caseload and cost per case updates offset by \$15.8 million in other costs, which are mostly due to a decrease in the federal Medicaid match rate.

The rebalance plan approved by the Subcommittee is generally consistent with the DHS request from January; initial rebalance assumptions around cost projections in the Intellectual and Developmental Disabilities (IDD) and Employment Related Day Care (ERDC) programs have been modified. Notably, the revised IDD assumptions will allow the agency to delay action on program eligibility or service changes until at least next biennium; this timeframe supports further vetting of options during the 2019 legislative session, if warranted or desired. Since the January report, the timing of the formal transition of Medicaid eligibility services to DHS from OHA was shifted from March 1 to April 1, 2018, which drives different numbers for that action.

The Subcommittee also approved new budget adjustments or investments, including the agency's request to use rebalance savings to address workload and backlog issues in the background check unit. Additional funding was provided for Oregon Food Bank and positions were added to help the Child Welfare program address its most immediate needs.

While many issues are covered in the DHS rebalance plan and by other budget adjustments, budget risks do remain. These include changes to caseloads based on future forecasts, the agency's ability to manage personal services expenditures including cost of living increases or other bargained costs, volatility in usage-based costs or charges for services, assessment of federal program penalties, federal law or funding changes, and legal costs. The Subcommittee acted on these risks by, as noted previously, approving a \$30 million special purpose appropriation to the Emergency Board for both DHS and OHA to access if caseload costs or other budget challenges prove to be unmanageable.

A more detailed description of significant budget changes by program follows.

#### Self Sufficiency Programs

The budget adjustments approved by the Subcommittee for the Self Sufficiency Programs (SSP) increase the budget by \$44.8 million General Fund (\$137.3 million total funds) and 475 positions (319.66 FTE). The increase is primarily due the transition of Oregon Health Plan eligibility work and staff from OHA to DHS.

The fall 2017 forecast projects the 2017-19 overall Supplemental Nutrition Assistance Program (SNAP) caseload to be 5.3% lower than earlier estimates, which equates to serving 6,759 fewer households over the biennium. Caseloads in the Temporary Assistance for Needy Families (TANF) cash assistance programs are up 2.5% from the spring numbers, at a biennial average of 18,559 families. The associated cost of \$5.8 million is covered by one-time federal TANF carryforward in the DHS rebalance plan.

Since the TANF caseload number went up with the fall forecast, there are no cost savings for the agency to calculate and report on as directed in a budget note contained in the budget report for HB 5006 (2017). The next checkpoint for calculating savings will be upon completion of the next biannual caseload forecast, which is the spring forecast expected to be finalized by May 2018.

The Subcommittee approved \$300,000 General Fund, on a one-time basis, for distribution to the Oregon Food Bank for improvements in cold storage infrastructure. Funding will help the state's food bank network upgrade and expand commercial refrigerators, freezers, mobile coolers, and refrigerated trucks.

Initially, the DHS rebalance proposed repurposing \$2.7 million General Fund within the SSP budget to ensure adequate capacity for supporting both the ERDC and the Teen Parent programs. Upon further review, the agency plans to continue to manage the caseload at the highest level possible – but still under budget – by using the reservation list, which was activated in November 2017. The Subcommittee approved \$1,904,453 General Fund from the \$10 million special purpose appropriation made to the Emergency Board for non-state employees to cover higher rates negotiated for SEIU (effective 10/1/17) and AFSCME (effective 1/1/18) child care providers. While sound estimates are used to project these costs, changes in the ERDC caseload composition or provider changes later in the biennium may decrease the purchasing power of the program's budget. The agency is also experiencing some provider attrition, which adds another layer of complexity to the program capacity balancing act; based on latest costs projections DHS is still expecting to serve an average of about 8,300 families over the biennium.

Another \$750,000 General Fund was approved, also sourced by the special purpose appropriation, for one-time training costs for SEIU and AFSCME child care providers. The funding will be spent by DHS as a pass-through to the Early Learning Division (ELD) within the Oregon Department of Education; ELD will use the dollars to expand existing contracts with Portland State University to support the training.

Consistent with legislative discussions and effective September 1, 2017, OHA operationally shifted management of its Medicaid eligibility work to DHS; the move is intended to help centralize and streamline eligibility processes. The related budget adjustment approved by the Subcommittee reflects a "lift and place" of the OHP processing center into SSP, which adds \$35.5 million General Fund, \$96.5 million Federal Funds expenditure limitation, and 474 positions (318.86 22 FTE). A corresponding decrease is in the OHA budget; these values reflect an April 1, 2018 transfer date.

Other costs affecting the SSP budget in the rebalance plan approved by the Subcommittee include \$1.2 million General Fund to pay for a phone system contract for the OHP processing center; the expenditure was not in the OHA budget so it is not covered in the transfer. One position (0.79 FTE) is added to prevent a double fill and support activities under the My Future My Choice program, which is supported with federal dollars. The budget includes technical adjustments and transfers, the largest of which is a transfer of \$24.3 million Federal Funds to Child Welfare to realign TANF expenditure limitation. HB 5201 also adds \$13.8 million General Fund (\$13.8 million total funds) for this program's share of the statewide salary distribution.

The approved rebalance also includes a technical adjustment to more evenly distribute reductions taken during the legislative session; these are related to Department of Administrative Services' assessments and charges that ended up hitting some programs disproportionately. The adjustment affects other programs and is net-zero agencywide.

## Child Welfare

The budget approved by the Subcommittee for Child Welfare (CW) reflects increases of \$29.0 million General Fund, \$7.9 Other Funds expenditure limitation, \$46.2 million Federal Funds expenditure limitation, and 177 positions (76.94 FTE). This amount includes \$9.9 million General Fund (\$16.9 million total funds) from the statewide salary adjustment.

Budget adjustments include the DHS rebalance plan as presented in January 2018; forecasts for all individual caseloads within CW grew between the spring and fall forecasts, driving a net increase of \$8.2 million General Fund (\$16.7 million total funds) between caseload and changes in cost per case growth. The overall number of children served is expected to average 22,321 over the biennium, which is an increase of 3.4% from the prior forecast. The approved rebalance also reflects an increase of \$0.7 million General Fund due to an update in the Federal Medical Assistance Percentage (FMAP). Based on the latest federal estimates, the 2017-19 biennial average FMAP rate will decrease from 63.53% to 63.33%, which raises the state contribution and reduces federal support. This rate change also affects other agency programs.

Other and Federal Funds expenditure limitation increases support a federal grant, capture federal match on applicable child savings, and provide for the purchase of software and technical assistance supporting domestic and sexual assault programs. Position clean-up actions reclassify four positions and a net decrease of 0.04 FTE. Technical adjustments and transfers account for a decrease of \$4.1 million General Fund (total fund increase of \$18.1 million); this includes the movement of 9 positions (9.00 FTE) from CW to Shared Services to help improve coordination between investigations and regulatory oversight of child caring agencies. The net total funds increase is driven by the \$24.3 million Federal Funds related to TANF transferred to CW.

In addition to rebalance adjustments, the Subcommittee added \$750,000 General Fund to the budget for three initiatives supporting foster parents; the funding was obtained from a special purpose appropriation established in SB 5526 (2017) for this use. DHS convened a statewide workgroup to identify a set of services to help support foster parents. About 60% of the funding would go to respite care, paying for a mix of services for both group (Foster Parents' Night Out model) and child-specific services. The program plans to spend 25% on training experienced foster parents to be mentors; these parents will provide support to new foster parents by helping them meet the needs of children in care and navigate the system. The remaining 15% will be used to cover immediate needs, such as purchasing a car seat or crib, of a child or sibling group in a foster home.

The approved spending plan also includes an adjustment to budget changes approved in SB 5526 (2017). These are connected to SB 102 (2017), which established an account to capture and spend savings required under federal law; these are state monies that would have been spent on adoption assistance if the federal government had not begun to help pay for more placements. During the 2017 session, enough funding (\$3.3 million) was moved to the account to support a program (October 1, 2017 start date) paying working foster parents caring for children (ages 0 through 3) a \$300 monthly stipend to defray the cost of child care. Since the 2017 session, DHS identified additional savings for another transfer

of \$6.5 million in 2017-19; with this transfer plus federal match, about \$10 million total funds will be available for childcare stipends in 2017-19. Assuming an April 1, 2018 start date, this funding level supports a higher stipend of \$375 per month, includes children ages 0 through 5, and is expected to serve close to 1,300 children when fully implemented. The \$10 million spending level is tied to federal rules which allow only 70% of the savings to be used for this new program, the remaining 30% must be spent on post-adoption and/or post-guardianship assistance activities. With the current funding mechanism, the stipend should be sustainable at this level going forward, if caseload and savings projections hold.

To address ongoing concerns from both executive and legislative leadership about child safety and staff workload in CW, the Subcommittee also approved \$13.3 million General Fund, \$4.5 million Federal Funds expenditure limitation, and 186 positions (85.90 FTE). The funding supports a thoughtful and incremental roll-out of this supplemental position authority, as the Subcommittee recognized the agency is currently challenged to fill already existing vacant positions. The budget package also includes positions dedicated to CW recruitment efforts, which is expected to help the agency make progress in filling and reporting on positions. The following positions are approved:

### Child Welfare Staffing Increase - February 2018

Start Date	Class	Role	General Fund	Federal Funds	Total Funds	Pos	FTE
Apr-18	SSA	Case Aide	\$ 2,135,125	\$ 532,575	\$ 2,667,700	25	15.75
Apr-18	HRA3	Recruiting	\$ 236,890	\$ 59,036	\$ 295,926	2	1.26
Jul-18	SSA	Case Aide	\$ 1,640,001	\$ 409,115	\$ 2,049,116	23	11.50
Jul-18	PEMC	Manager	\$ 354,453	\$ 88,343	\$ 442,796	4	2.00
Jul-18	SSA	Case Aide	\$ 1,782,610	\$ 444,690	\$ 2,227,300	25	12.50
Jul-18	SS1	Caseworker	\$ 2,153,355	\$ 947,045	\$ 3,100,400	25	12.50
Jul-18	OS2	Office Specialist (Case Support)	\$ 1,557,410	\$ 388,440	\$ 1,945,850	25	12.50
Oct-18	PEMC	Manager	\$ 210,547	\$ 52,484	\$ 263,031	3	1.14
Oct-18	SS1	Caseworker	\$ 1,708,060	\$ 836,090	\$ 2,544,150	25	9.50
Jan-19	PEMC	Manager	\$ 155,261	\$ 38,716	\$ 193,977	3	0.75
Jan-19	SS1	Caseworker	\$ 1,262,840	\$ 725,160	\$ 1,988,000	25	6.25
Jan-19	HRA3	Recruiting	\$ 52,327	\$ 13,043	\$ 65,370	1	0.25
<b>Total</b>			<b>\$ 13,248,879</b>	<b>\$ 4,534,737</b>	<b>\$ 17,783,616</b>	<b>186</b>	<b>85.90</b>

In addition to direct funding, the Subcommittee also approved a \$2.5 million special purpose appropriation to the Emergency Board for the program to access as the agency continues to develop and implement its action plan to improve child safety, stabilize the workforce, and help foster families. The CW program will report on these efforts as part of the interim reporting required under a budget note in the budget report for SB 5526 (2017).

#### Vocational Rehabilitation

The budget approved by the Subcommittee for Vocational Rehabilitation (VR) reflects increases of \$0.5 million General Fund, along with \$5,910 Other Funds expenditure limitation and \$4.5 million Federal Funds expenditure limitation. No changes are made to position counts or FTE; total funds of \$1.6 million cover the statewide salary adjustment for this program.

The fall 2017 forecast projects the 2017-19 VR caseload to be about 8.4%, or 820 clients, higher than the spring estimate. With a recent award of \$3.4 million in federal reallocation dollars, the program is hoping to continue to avoid activating the Order of Selection (priority wait list) in 2017-19. The rebalance request approved by the Subcommittee contains the additional expenditure limitation to spend the reallocation funding. One position is reclassified in the rebalance plan.

The rebalance also includes a technical adjustment to more evenly distribute reductions taken during the legislative session; these are related to Department of Administrative Services' assessments and charges that ended up hitting some programs disproportionately. The adjustment affects other programs and is net-zero agencywide.

#### Aging and People with Disabilities

Budget adjustments made by the Subcommittee for the Aging and People with Disabilities (APD) program reflect a decrease of \$4.7 million General Fund, an increase of \$33.2 million Other Funds expenditure limitation, a decrease of \$35.2 million Federal Funds expenditure limitation, and a net decrease of 2 positions (2.00 FTE). Total funds of \$8.7 million cover the statewide salary adjustment for this program.

The 2017-19 legislatively adopted budget included higher rates for Community Based Care providers (Assisted Living, Residential Care, Memory Care, and In-home Agency). The Subcommittee added \$1,180,695 General Fund and \$2,467,705 Federal Funds expenditure limitation to augment the rate increase scheduled for July 1, 2018. When coupled with \$2.2 million General Fund in savings from an expected lower than budgeted nursing facility rate in the second half of the biennium and matched with \$7.2 million in Federal Funds, rates will increase by 5% instead of 2.5% on that date. These same providers received a 5% rate increase on July 1, 2017.

As noted in the Emergency Board overview section, the Subcommittee approved a \$300,000 special purpose appropriation to be allocated to the DHS Aging and People with Disabilities program to increase access to ventilator-assisted services in nursing facilities. The agency may

request these funds, which are anticipated to help cover a higher rate paid for these services, after completing work under the following budget note, which was also approved by the Subcommittee:

**Budget Note:**

The Department of Human Services shall work with the Oregon Health Authority to develop a plan to increase access to ventilator-assisted services in nursing facilities, effective January 1, 2019. The plan should address criteria used to enroll nursing facilities and respiratory providers; the rate methodology proposed for compensating these services; state Medicaid plan amendments and administrative rules required to implement this initiative; any information technology changes needed to support the program; the projected costs for these services in the 2017-19 and 2019-21 biennium for the two agencies; and any other actions needed or barriers to be mitigated before service implementation. The Department shall prepare and submit a report containing the plan elements to the Emergency Board prior to October 1, 2018.

A rebalance plan based on the fall 2017 caseload forecast was also approved by the Subcommittee. While, overall, long term care caseloads are 1.8% below the spring 2017 forecast (a decrease of 655 clients), nursing facilities' caseloads are 3.2% higher. That change plus an increase in cost per case is driving a need of \$8.5 million General Fund (\$28.9 million total funds). However, these costs are more than offset by net savings of \$17.3 General Fund (\$57.7 total funds) across the in home and community based care caseloads. These savings also help cover increased costs due to the FMAP change; in APD that shifts \$5.9 million in costs from federal dollars to state General Fund.

The rebalance also includes a management action decreasing the budget by \$10 million General Fund (\$31 million total funds) to account for the caseload forecast not yet capturing the decrease in caseload expected to occur from strengthening the level of care assessment. This change was not implemented until after data used for the fall forecast were captured. The agency will be tracking eligibility changes for clients to determine the associated impact on the caseload and to ensure savings will not be double counted in future rebalances.

There is also risk that the actual caseload reduction may be offset by costs; some of these are tied to providing ongoing supports to people who would have otherwise become homeless, been evicted, or are at risk of abuse or exploitation. In addition, a recent legal agreement requires APD to pause policy and rule changes affecting hours and eligibility that were implemented last summer and fall. This means most consumers will be temporarily restored to their prior level of care while the agency and advocates negotiate future standards and procedures for in-home and residential care, which will affect expenditures. This work is expected to be done by May 2018.

The APD budget is also affected by collective bargaining for non-state workers. The Subcommittee approved \$1,340,585 General Fund from the \$10 million special purpose appropriation made to the Emergency Board for non-state employees to cover higher adult foster care rates. Based on negotiations, rates will increase by 2.0% on February 1, 2018 and again by 4.5% on January 1, 2019. To cover a \$0.15 per hour wage increase

for home care workers effective April 1, 2018, the Subcommittee approved \$2,625,292 also originating from the special purpose appropriation. Collectively, these non-state worker costs will be matched with just over \$7.6 million Federal Funds.

To meet federal program requirements, the approved rebalance adds \$31.2 million Other Funds expenditure limitation for waived case management services. The additional limitation is needed to separately track program expenditures and receive the allowed higher match rate.

Technical adjustments and transfers account for a net decrease of \$0.7 million General Fund (\$2.0 million total funds). Actions include the transfer of positions between APD and other programs, driving a net decrease of one position (1.00 FTE). Other position actions include reclassifying one position and abolishing one position (1.00 FTE).

#### Intellectual and Developmental Disabilities

Budget adjustments made by the Subcommittee for the Intellectual and Developmental Disabilities (IDD) program reflect an increase of \$3.2 million General Fund, an increase of \$111,296 Other Funds expenditure limitation, a decrease of \$12.2 million Federal Funds expenditure limitation, and a net increase of 11 positions (7.70 FTE). Total funds of \$4.6 million cover the program's statewide salary adjustment.

The Subcommittee acknowledged the program's revised plan toward meeting a generic \$12 million General Fund reduction approved in the 2017-19 legislatively adopted budget. Instead of making eligibility or other program changes to meet the target, the agency will manage the reduction with management actions. These actions are spending \$1.3 million less on housing maintenance contracts and rent subsidies, based on an updated assessment of needs; reducing ability to respond to cost per case by volatility by \$6.0 million, based on recent cost per case actuals; and assuming approximately \$6.0 million in enhanced federal match for system work, pending federal approval. While these changes do not address long term budget sustainability, they do allow the agency to continue its work with stakeholders on IDD program changes that can help bend the cost curve. There is also some risk that these assumptions, particularly around cost per case, may not hold and possibly require legislative budget action before the end of the biennium.

The rebalance actions approved by the Subcommittee reflect decreases in both case management enrollment and services' caseloads from the previous forecast, at 3.2% lower overall or 1,527 fewer clients over the biennium. However, individuals are expected to be served in higher cost settings (group homes), which is a cost driver. The net projected budget effect is a decrease of \$9.2 million General Fund (\$31.6 million total funds). This helps offset FMAP General Fund impacts; for IDD the rate change shifts \$6.3 million in costs from federal to state funding.

The approved plan also uses \$0.7 million General Fund (\$1.4 million total funds) in savings to pay for an error made in building the 2017-19 budget. Workload model positions (case managers) supporting children with intensive medical and/or behavioral needs were overlooked; these caseloads have collectively grown by more than 20% over the last two years. A total of 10 positions (6.70 FTE) are funded.



The IDD budget is also affected by collective bargaining for non-state workers. The Subcommittee approved \$1,165,140 General Fund from the \$10 million special purpose appropriation made to the Emergency Board for non-state employees to cover higher adult foster care rates. Based on negotiations, rates will increase by 2.0% on July 1, 2018. To cover a \$0.15 per hour wage increase for personal support workers, effective April 1, 2018, the Subcommittee approved \$1,902,412 from the same special purpose appropriation. Collectively, these non-state worker costs will be matched with just over \$6.9 million Federal Funds.

The approved budget changes include technical adjustments and transfers increasing the IDD budget by \$0.8 million total funds and transferring in one position (1.00 FTE) from APD.

#### Central Services

For this program, the Subcommittee approved a budget increase of \$294,639 total funds and one position (1.00 FTE). The changes tie to a rebalance action transferring in a human resources position from OHA (1.00 FTE); this is a companion action to the lift and place transfer of OHP eligibility between the two agencies. Technical adjustments and transfers account for a net decrease of \$0.2 million total funds. Five compliance specialist positions are also reclassified in the agency's plan. An additional \$255,557 total funds for the statewide salary adjustment is also part of the overall increase.

#### Shared Services

The budget approved by the Subcommittee for Shared Services is a net increase of \$14.9 million Other Funds expenditure limitation and 45 positions (44.80 FTE) over the legislatively adopted budget. Adjustments include the net transfer in of 11 positions (11.00 FTE) from various programs, including positions from Child Welfare noted previously. Other changes are due to position realignment between agency programs (in both DHS and OHA) and Shared Services after new positions are approved in the budget; sometime programs request and carry the budget for shared components directly during budget build. For the statewide salary adjustment, \$3.5 million Other Funds expenditure limitation is added.

Other position actions move one position (1.00 FTE) in from OHA due to the OHP processing center transition. The approved rebalance plan also includes several actions to clean-up positions: reclassifications upward and downward; abolishing and establishing positions; and bringing part-time positions to full-time. These changes will allow DHS to alleviate several double fills and make positions more consistent with how they are really being used. Effective April 1, 2018, a procurement position is transferred to the Department of Administrative Services (DAS), which reduces the budget by \$152,247 Other Funds and one position (0.63 FTE). The position supports the consolidation of certain information technology contracting work at DAS.

In response to a DHS request from January 2018, the Subcommittee approved the use of General Fund savings from rebalance to support adding positions to the Background Check Unit (BCU), which is part of Shared Services. The corresponding budget increase for the program is

\$6,644,952 Other Funds expenditure limitation and 33 positions (24.75 FTE). With these positions in place, BCU expects to see the processing backlog drop down to 2 weeks by December 2018; currently many checks take more than 8 weeks and sometimes 10 weeks or longer.

Just over half of the projected cost is for positions or position-related expenditures, with the bulk of the remainder going to cover fingerprint processing fees charged by the Department of State Police and the Federal Bureau of Investigation. Currently BCU does not recover any costs from individuals or entities undergoing background checks; costs are covered by the applicable DHS and OHA programs. Subject individuals include agency employees, home care workers, personal support workers, child care providers, child caring agencies, child welfare providers, direct support professionals, residential care facilities, nursing facilities, and adult foster homes. About 80% of the work is related to DHS programs.

#### State Assessments and Enterprise-wide Costs

The budget approved for this program by the Subcommittee reflect net increases of \$15.5 million General Fund, \$228,063 Other Funds expenditure limitation, and \$15.1 million Federal Funds expenditure limitation. Drivers include an increase of \$3.4 million General Fund (\$10.3 million total funds) due to the OHP processing center move; these funds are transferred from OHA and cover rent, utilities, telecommunications, information technology, and other centralized costs associated with these positions. The approved rebalance contains a shift of \$0.6 million total funds from OHA to DHS to transfer rent, utilities, and janitorial costs for part of a Salem building (Cherry City Business Center). OHA has vacated the space and DHS, which already occupies part of the building, needs more square footage.

To support the additional BCU resources, the Subcommittee added \$4,281,343 General Fund, \$161,472 Other Funds expenditure limitation, and \$2,202,137 Federal Funds expenditure limitation; these adjustments allow the shared services funding line to cover the costs of the 33 positions (24.75 FTE) added to the unit.

Technical adjustments and transfers account for an increase of \$5.0 million General Fund (\$8.9 million total funds), primarily to align the assessment budget with policy package changes in program budget structures. Changes tied to position transfers affecting Shared Services are also included. Funding for the statewide salary adjustment is also included, at \$4.6 million totals funds; this primarily covers increased costs tied to collective bargaining for Shared Services positions.

#### Long Term Care Ombudsman

Budget adjustments for this agency include a technical action shifting \$28,639 General Fund between programs; the statewide inflation reduction taken in HB 5006 (2017) was incorrectly calculated, removing too much funding from the Long Care Ombudsman budget structure and not enough from the Oregon Public Guardian (OPG) structure. The change nets to zero agency-wide.

The Subcommittee also eliminated a \$200,000 General Fund special purpose appropriation to the Emergency Board for costs associated with the public guardian and conservator program HB 5021 (2017) and directly appropriated the same amount to the agency for the OPG program. The special purpose appropriation was sourced by funding removed from the OPG 2017-19 budget during the legislative process. In January 2018, as directed by a budget note, the agency reported on several steps taken to help manage program spending. These include minimizing legal costs, streamlining banking processes, and maximizing caseload capacity. Since the 2017 legislative session, the program has refocused its work, with an emphasis on developing the volunteer program and working with local entities to provide services. Regarding pro bono services, OPG is also developing a concept that would tap professional fiduciaries to act as volunteer deputies. In turn for helping OPG with cases, fiduciaries would receive training and experience that could also be used to meet professional continuing education requirements.

The \$200,000 General Fund restored to the program will pay for two permanent, full-time Deputy Guardian positions (Program Analyst 2 classification) effective July 1, 2018 (1.00 FTE). The positions will be out-stationed in rural areas of the state, which will overcome barriers to contracting in certain areas, provide maximum support for volunteers, and expand program access. With these resources, OPG should be able to serve a minimum of 40 additional clients and possibly more as the volunteer program evolves.

## **JUDICIAL BRANCH**

### **Judicial Department**

The Subcommittee increased the General Fund appropriation for judicial compensation by \$735,683, for the 2017-19 biennium costs of providing a \$5,000 per year salary increase to all statutory judges, beginning on July 1, 2018. The judicial salary increase is enacted by House Bill 4163, the 2018 session program change bill. The total fiscal impact of the salary increase will be \$1,300,000 General Fund in the current biennium. This cost will be financed from the combination of the General Fund appropriation increase and the carryforward of \$564,317 General Fund from the prior biennium. The cost of the salary increase will rise to approximately \$2,600,000 General Fund beginning with the 2019-21 biennium, when it will be in effect for the full twenty-four months of the biennium.

The Subcommittee increased the General Fund appropriation for operations by \$2,378,568, to avoid employee layoffs, furloughs, court closures, and other significant public service reductions during the second year of the current biennium. The Judicial Department presented a \$5.3 million General Fund request for this purpose to the interim Joint Committee on Ways and Means in January 2018. The combination of the approved General Fund increase, the distribution of General Fund to the Department for employee compensation costs, and the carryforward of General Fund from the prior biennium, will support the expenditure level targeted in the January 2018 request and enable the Department to avoid additional service reductions.

The Subcommittee also acknowledged receipt of a compensation plan change report required under ORS 8.105 (1). The report is posted on the Oregon Legislative Information System website under the Capital Construction Subcommittee March 2, 2018 meeting materials. The

Department reported that the Chief Justice has approved the same provision in the executive branch compensation plan for management service and unrepresented employees, whereby effective February 1, 2019, salaries are increased 6.95% and responsibility to pay the 6% PERS pick-up switches from the employer to the employee. The changes do not affect judges, and are projected to cost \$854,000 General Fund and \$62,800 Other Funds during the 2017-19 biennium. The costs will be covered within the legislatively approved budget provided in this bill.

### **Public Defense Services Commission**

The Subcommittee increased the General Fund appropriation for professional services by \$1,340,000, to expand the Parent Child Representation Program. This program works to improve the quality of legal representation for parents and children in juvenile dependency and termination of parental rights cases. The program currently operates in three counties. The funding will be used to expand the program to Coos and Lincoln counties, beginning July 1, 2018. The cost of this expansion will double to \$2,680,000 General Fund in the 2019-21 biennium, when it will be in effect for the full twenty-four months of the biennium.

The Subcommittee also approved a one-time General Fund appropriation of \$450,000 to fund an Oregon-specific caseload standards study and an assessment of Oregon public defense services. The Commission will work with the American Bar Association for a study to develop standards for the time attorneys need to adequately represent clients in various case types, and to develop associated workload/caseload standards. The Commission will also work with the Sixth Amendment Center to assess the status of public defense services in the state.

The Subcommittee also approved an adjustment to the calculation of the 2019-21 biennium current service level for professional services. The Commission is instructed to add \$4.2 million General Fund to the current service level as otherwise historically calculated. This adjustment is intended to address concerns about contract rate amounts paid to trial-level public defense contract and hourly-paid providers. The amount is calculated to equal the cost of providing a 2% increase in rates for the full twenty-four months of the 2019-21 biennium, however, it is understood that the Commission may choose to allocate the funds in another manner to best address concerns about provider pay.

### **LEGISLATIVE BRANCH**

The Subcommittee approved a net-zero General Fund rebalance. The adjustments include reductions to agency budgets to account for higher than anticipated reversions from the 2015-17 biennium, appropriately split reversions between Legislative Administration Committee (LAC) and the Legislative Policy and Research Office as those budgets became newly separated agency budgets beginning this biennium, and to accommodate LAC projects including closed captioning, online training, and additional ADA and diversity needs, including one additional position (0.50 FTE) dedicated to such work. In addition to projects funded through rebalance described above, \$700,000 General Fund is provided to LAC for workplace improvements for the Legislative Branch. The Subcommittee approved increasing Other Funds expenditure limitation by \$151,550 for costs of issuance on Article XI-Q general obligation bonds authorized in SB 5702 for the Capitol Accessibility,

Maintenance, and Safety project. Costs of issuance will be paid with bond proceeds. Bonds are scheduled to be sold in spring 2019, so no additional debt service is due in the 2017-19 biennium. An adjustment to debt service is also included, which results in a General Fund reduction of \$48,618 and an increase in Other Funds expenditure limitation of \$48,619. An increase of \$250,000 Other Funds expenditure limitation is included for the Legislative Counsel Committee for ongoing staffing and office needs.

## **NATURAL RESOURCES**

### **Department of Agriculture**

The Subcommittee increased, on a one-time basis, constitutionally dedicated Lottery Funds expenditure limitation by \$846,821 and authorized 13 limited duration positions (5.37 FTE) for additional costs related to Japanese beetle eradication efforts. During the 2016 invasive pests trapping season, the Oregon Department of Agriculture (ODA) trapped a record number of Japanese beetles in the Cedar Mill and Bethany neighborhoods in NW Portland. Early in the 2017 legislative session, ODA received \$801,380 constitutionally dedicated Lottery Funds for the 2015-17 biennium to begin a five-year eradication effort. An additional \$1,113,115 in constitutionally dedicated Lottery Funds was included in the ODA budget for 2017-19 for continuing eradication costs. During the 2017 eradication project, even more beetles were trapped in this area and were found in areas surrounding the initial treatment area, as well as in traps at the Portland airport, Swan Island, and Douglas County. The increase in areas needing treatment, coupled with higher than anticipated costs to maintain the quarantine and dispose of green waste in the existing treatment area, will require additional resources beyond what was approved in the 2017-19 adopted budget for ODA. In addition, the Lottery Funds allocation for the Department was increased by \$1,359,653 to pay for any additional eradication efforts as needed. The Department would need to request an increase in expenditure limitation from either the Emergency Board or the Legislature to spend this additional Lottery Funds allocation.

A technical adjustment was also approved that reduced the Certifications Program Other Funds expenditure limitation by \$16,836 and 0.10 FTE to correct an error in the position count that occurred when a position budgeted in two programs was eliminated.

### **Department of Environmental Quality**

The Subcommittee approved a one-time increase of \$1,917,084 General Fund, \$2,965,300 Other Funds expenditure limitation, and the addition of months to six existing limited duration positions (3.38 FTE) to continue planning and begin development of an environmental data management system (EDMS). The Other Funds represent the portion of the proceeds from the sale of \$5 million Article XI-Q bonds that will be spent in the 2017-19 biennium and includes \$70,000 for the cost of issuing the bonds. This funding is to be used to implement the foundational build of a customized off-the-shelf software solution that will replace multiple outdated and disparate information technology systems currently in use at the Department of Environmental Quality (DEQ). The EDMS project will improve regulatory processes, provide a common platform to receive and share environmental information, and support e-commerce and web-based interactions. Of the total General Fund appropriated,

\$833,867 will pay the debt service on the \$5 million in 2017-19 as the bonds are scheduled to be sold May 2018. The remaining \$1,083,217 General Fund will be used to update and complete foundational documents required to complete Stage Gate 3 endorsement, prepare the Request for Proposal, and pay a Quality Assurance contract. Early estimates indicate the EDMS project will cost \$18 million when completed.

The Subcommittee approved an Other Funds expenditure limitation increase of \$17,834,248 to implement a new electric vehicle rebate program, with the understanding that the Department of Administrative Services (DAS) will unschedule the limitation until sufficient revenues are received. HB 2017 (2017) included a privilege tax of 0.5% on the sale of vehicles beginning January 1, 2018. Monies raised by this tax will be deposited in the Zero-emissions Incentive Fund to be used for rebates on the purchase or lease of electric vehicles to encourage increased utilization of these vehicles. The bill tasked DEQ with establishing and operating the electric vehicle rebate program. At the time the bill passed, no expenditure limitation was provided for the actual rebate payments. The use of this privilege tax for rebates had been challenged in court, therefore DAS is directed to unschedule the increase until these legal challenges are resolved.

A technical adjustment was approved that increased Federal Funds expenditure limitation by \$342,092 and decreased Other Funds expenditure limitation by \$272,092 to accommodate the transfer of administration of a federal grant from the Oregon Health Authority (OHA) to DEQ. OHA had been receiving an on-going federal grant for coastal water monitoring and passing most of the grant funding on to DEQ to do the actual water quality monitoring work. In 2017, both agencies agreed that DEQ should take over the administration of the grant. The 2017-19 OHA budget was adjusted to reflect this change, but the DEQ adjustment was not included in its budget.

The Subcommittee also approved a \$1 million General Fund increase and the addition of 4 positions (2.32 FTE) in the Air Quality program. This funding is to be used to address backlogs in air quality permitting, with emphasis on processing permit renewals. Of the amount approved, \$343,092 is for process improvement activities and is being added on a one-time basis. This funding will not be used to support Title V permitting work because the federal Clean Air Act requires that all Title V permitting work be supported through fees paid by regulated entities. As such, the Department will need to seek authorization to increase fees for the Title V program during the 2019 Legislative session to ensure Title V related permitting operations are sufficiently staffed.

A \$165,892 Other Funds expenditure limitation increase was approved for the Air Quality program to support two positions (1.08 FTE) using existing fund balance revenue from current Greenhouse Gas Reporting (GHG) fees. These positions will work on expanding the Department's existing GHG program to include collection of product output data, as well as, provide quality assurance of currently submitted emissions data.

### **Department of Fish and Wildlife**

The Subcommittee approved a one-time General Fund appropriation increase of \$350,000 for the Fish Division to operate the Leaburg Fish Hatchery located on the McKenzie River for the second year of the 2017-19 biennium. On July 1, 2018, the U.S. Army Corps of Engineers (Corps) will no longer pay for the Oregon Department of Fish and Wildlife (ODFW) to operate and maintain the hatchery, which it had done since

the facility was constructed in 1953 to mitigate for lost trout habitat caused by construction of federal dams in the Willamette Valley. The Corps will now instead contract with a private entity to purchase trout and will continue to pay ODFW to produce steelhead at another ODFW facility. ODFW plans to continue to produce trout at the facility, which would boost the pounds of trout released in the Willamette Valley by 20% and increase Chinook releases by 6%.

In addition, a one-time \$50,000 General Fund increase was approved for culling of elk herds on the Cold Springs National Wildlife Refuge, which is located just outside Hermiston. The elk forage outside the Wildlife Area and damage commercial agriculture operations on land adjacent to Cold Springs. The funding would be used to pay for the time of existing ODFW staff to work on this project, as well as for a contract with the U.S. Department of Agriculture, Wildlife Services for removing the elk that move onto adjacent farms to feed. The elk meat resulting from the culling of the elk herd will be donated to the local food bank.

### **Department of Forestry**

A one-time increase of \$26,194,224 General Fund to the Department of Forestry, Fire Protection Division was approved for the payment of emergency firefighting costs associated with the 2017 forest fire season. This amount is dedicated to the following specific uses:

- Unbudgeted emergency fire costs (\$22,722,123)
- Fire protection district deductibles (\$915,600)
- Oregon State Treasury loan interest (\$63,561)
- Severity resources (\$2,492,940)

Of the total increase, \$2.0 million is offset by a reduction of the same amount in the special purpose appropriation to the Emergency Board that had been established for this purpose. In addition, Other Funds expenditure limitation is increased one-time only by \$22,743,921, which includes \$10,130,317 for unbudgeted emergency fire costs, \$4,101,866 for reimbursed costs of emergency fire costs from other agencies including the Federal Emergency Management Agency, \$7.0 million for the payment of pass-through reimbursements to other agencies from federal sources, and \$1,511,738 for fire protection district deductibles.

The Subcommittee approved an increase in the General Fund appropriation made to the Department of Forestry in the amount of \$500,000 and a decrease in Other Funds expenditure limitation of \$500,000 to reverse a reduction in General Fund subsidy for fire patrol assessments on low-productivity, east-side forest lands that was included in SB 5519 (2017), the agency's budget bill.

A reservation in the Emergency Fund was made to fund Sudden Oak Death eradication work by the Oregon Department of Forestry as detailed in the Emergency Board section above.

### **Department of Land Conservation and Development**

A one-time increase of \$300,000 General Fund for the Department of Land Conservation and Development's local government grants program was approved for the provisioning of technical assistance grants to eastern Oregon counties for conducting economic opportunity analyses.

### **Parks and Recreation Department**

The Subcommittee approved a \$200,000 increase in Other Funds expenditure limitation for the Oregon Parks and Recreation Department (OPRD) for expenses associated with Sudden Oak Death mitigation work on State Parks properties within the Cape Sebastian State Scenic Corridor. OPRD estimates that the eradication project will be completed by the end of February 2018. Funding for the treatment will come from the Park Stewardship account which receives a portion of fees charged by the agency and is dedicated for the management of natural resources, hazard trees, landscape, and the ocean shore.

An increase of \$20,000 Lottery Funds expenditure limitation was approved for the purpose of making grants to repair recreational trails damaged due to the Chetco Bar fire during the 2017 fire season.

### **Department of State Lands**

An increase in Federal Funds expenditure limitation in the amount of \$155,734 for the Department of State Lands (DSL) was approved for the expenditure of Wetland Program grant funds from the U.S. Environmental Protection Agency (EPA). Of the total, \$121,734 supports five individual initiatives identified in the updated Oregon Wetland Program Plan and will be used in conjunction with an intergovernmental agreement with Oregon State University, Institute for Natural Resources. Additionally, DSL was awarded a supplemental Wetland Program Development Grant (WPDG) that is in addition to the 2015 grant it received from the EPA. The funding award of \$25,000 allows DSL to contract with a third party to complete wetland functional assessments on existing wetland mitigation bank sites prior to the implementation of the Aquatic Resources Mitigation Program initiative in 2018. The reestablishment of expenditure limitation for residual Federal Funds totaling \$9,000 that were not expended in the prior biennium from the original 2015 EPA WPDG is also included in the total additional Federal Funds expenditure limitation for these grants.

A one-time expenditure limitation increase of \$7,244,215 Other Funds is included for cleanup efforts at the Goble, Oregon site on the Columbia River. The funding is for the costs of site security, inventory, and disposal of solid waste and hazardous material, asbestos inventory and abatement, and dewatering and disposal of vessels and structures due to default by the former lessee of the site. DSL is continuing to avail itself of all legal means to recover the costs of the cleanup from the former lessee or the lessee's insurance carrier.



A one-time technical adjustment of \$235,081 Other Funds expenditure limitation is included in the measure to carry forward 2015-17 biennium unexpended grant funding from the University of Michigan for the South Slough National Estuarine Research Reserve. Normally, this limitation would have been reestablished in the agency's budget bill, but the actual unexpended amount was not known at the time of the bill's passage.

The Subcommittee approved an increase in Other Funds expenditure limitation of \$410,102 and authorized the establishment of a limited-duration project manager position (0.67 FTE), the establishment of a permanent, full-time network architect position (0.67 FTE), and the upward reclassification of an existing information systems supervisor position to continue planning for the replacement of the aging Land Administration System (LAS) through the end of the current biennium and ongoing management of the agency's information technology systems.

### **Water Resources Department**

Technical adjustments to the Other Funds and Federal Funds expenditure limitations of the Water Resources Department are included in the measure to rebalance budgeted expenditure authority between programs at the agency. This action results in no net change to the overall expenditure limitation of the agency.

The Subcommittee approved a one-time increase in the expenditure limitation for the Water Resources Department of \$5,269,633 Other Funds for the expenditure of Lottery Revenue bond proceeds for distribution to the City of Carlton to replace the city's finished water supply line in the amount of \$5.15 million and for the payment of bond issuance costs of \$119,633.

### **Oregon Watershed Enhancement Board**

The Subcommittee increased the Measure 76 Lottery Funds expenditure limitation for the Oregon Watershed Enhancement Board (OWEB) grants program by \$5,000,000 to reflect increases in forecasted Lottery revenues constitutionally dedicated to the Parks and Natural Resources Fund, for local grant expenditures.

## **PUBLIC SAFETY**

### **Department of Corrections**

The Subcommittee approved a net-zero technical adjustment to move a total of thirteen positions between program units to align reporting relationships, advance organizational initiatives, and properly assign oversight functions within the agency.

The Subcommittee provided the following direction to the Department of Corrections:

### **Budget Note:**

As of January 25, 2018, the Department of Corrections had 297 inmates in custody over the age of 70. Elderly inmates are housed throughout the state, depending on the location of infirmary and hospice beds, single-story and single-bunk cells and dormitories, and proximity to health care facilities.

The Department of Corrections is directed to evaluate the feasibility of using the Oregon State Penitentiary - Minimum as a dedicated facility for housing male prison inmates over the age of seventy-five. The Department should evaluate the suitability of using OSPM to house elderly inmates and identify any and all facility modifications that would be required to safely house a population that has an above average incidence of mobility limitations and serious health conditions. The suitability evaluation should include a detailed cost analysis and an estimated construction timeframe for those modifications to the existing facility necessary to provide an adequate number of infirmary and hospice beds for this population, as well as any security upgrades, infirmary improvements, medical equipment purchases, and accessibility modifications. The Department is directed to report to the Legislature by February 2019 on the cost and timeframe for remodeling and equipping OSPM, and on the estimated cost of operating the facility, including any extraordinary costs for medical staff, transportation, and other reasonably necessary resources for housing an elderly inmate population.

#### **Criminal Justice Commission**

The Subcommittee increased the Criminal Justice Commission's Federal Funds expenditure limitation by \$1,045,940 for two grants awards received in larger amounts than anticipated in the 2017-19 legislatively adopted budget. The awards supplement an existing program supporting Local Public Safety Coordinating Councils in rural Oregon counties and the state's Statistical Analysis Center program.

The Criminal Justice Commission's Other Funds expenditure limitation was increased by \$450,000 for implementation of a new case management system for Oregon's specialty courts. Revenues supporting the expenditure limitation are from asset forfeitures, statutorily dedicated to specialty courts.

#### **Oregon Department of Justice**

The Subcommittee approved an increase of \$53,241 Other Funds, \$159,723 Federal Funds, and 0.25 full-time equivalent for the Civil Enforcement Division's Medicaid Fraud Unit. The Unit is projecting a personal services budget shortfall and requested a temporary funding increase. The Subcommittee recommended a permanent resolution of the underlying budget issues with the upward reclassification of two Assistant Attorney General positions to Senior Assistant Attorney General, an upward reclassification of a Principal Executive Manager C to a D (Chief Investigator), and adding 0.25 FTE to an existing Legal Secretary position budgeted at 0.75 FTE.

The Subcommittee approved \$2.8 million Other Funds expenditure limitation for the Child Support Enforcement Automated System (CSEAS), which is to be financed with Article XI-Q bonds authorized in SB 5702. The Subcommittee also approved \$5.4 million Federal Funds expenditure limitation and an increase of 0.25 full-time equivalent. These are one-time costs. Other Funds expenditure limitation of \$56,463 was also added

for the cost of issuance of the bonds. The Subcommittee reduced General Fund Debt Service by \$23,047 to account for a delayed issuance in previously authorized bonding authority. The 2017-19 Article XI-Q bond authority for the project totals \$19.4 million, including \$19,026,170 for project costs and \$373,830 costs of issuance. General Fund Debt Service totals \$12.5 million.

Since 2010, the Oregon Department of Justice's Division of Child Support has been working on a multi-biennia plan to replace its current COBOL-based mainframe child support case management and financial system with a transfer or hybrid solution with custom development that will use some existing software from three states. CSEAS is expected to be completed by 2021 with an implementation cost estimated at \$137.3 million. Federal Funds will provide 66% of eligible program costs under Title IV-D of the federal Social Security Act for both development and ongoing operations and maintenance costs.

The project is within scope, on schedule, and within budget. The primary purpose of the additional bond authority is to safeguard the progress of the project should there be a major issue during User Acceptance Testing (UAT). UAT started in February of 2018 and continues through May of 2018. If by September 30, 2018 any of the additional bonding authority provided for UAT is unneeded, the unused portion is to be released for other statewide purposes. The project does, however, require the immediate expenditure of \$120,738 Other Funds and \$234,374 Federal Funds for contract change orders. The Department of Administrative Services is directed to unschedule \$2,637,799 Other Funds and \$5,164,513 Federal Funds, which may be rescheduled upon the approval of the Legislative Fiscal Office, but only if unanticipated UAT issues arise.

The bill includes an increase of \$185,916 General Fund and the establishment of one permanent full-time Assistant Attorney General (0.63 FTE) in the Criminal Justice Division for the prosecution of election fraud violations under ORS 260.345, which have increased over the course of the last several biennia. The 2019-21 cost totals \$293,381 General Fund.

The Subcommittee approved an increase of \$1.3 million Other Funds expenditure limitation and the establishment of four limited duration positions (2.68 FTE) in the General Counsel Division as one-time costs. The position cost is \$1 million and includes: one Assistant Attorney General position for Health and Human Services; one Assistant Attorney General position for Tax and Finance; one Assistant Attorney General position for Business Transactions; and one Senior Assistant Attorney General position for Government Services. The Division is experiencing higher caseload work related to: procurement, bonding, expended lottery offerings, litigation agreement implementation, legal sufficiency reviews, and agency administrative rules development. An additional \$258,252 was approved for administratively-authorized limited duration position costs that the agency incurred pending the approval of this request. The revenue to support this request will come from billings to state agencies, which will total \$1.9 million (\$574,288 above the limitation request to account for agency overhead costs).

Two technical adjustments were approved to the Civil Enforcement Division's General Fund appropriation. HB 5015 (2017) eliminated a \$3.2 million General Fund appropriation for enforcement of the Master Tobacco Settlement Agreement (MTSA) as the Department no longer requires the General Fund for defending the state's enforcement actions to the arbitration panel. A portion of the reduction included \$127,059

General Fund for standard inflation; however, HB 5006 (2017), as part of a statewide adjustment, also included a reduction of \$127,059 for inflation. The Subcommittee's action restores the inflation reduction to provide funding for civil rights enforcement.

The Subcommittee also approved a technical adjustment to transfer \$25,646 General Fund from the Appellate Division to the Civil Enforcement Division to correct for an Oregon Law reference error in HB 5006 (2017).

A technical adjustment to the Child Support Enforcement Automated System (CSEAS) information technology project was approved. The adjustment increases months on six existing positions by 3.17 FTE. This adjustment is self-financed by reducing budgeted services and supplies by \$708,017 and increasing personal services by a corresponding amount. This adjustment aligns budgeted indirect charges for the program with agency practice.

### **Oregon Military Department**

The Subcommittee approved a one-time General Fund appropriation of \$260,724 to cover expenses incurred by the Oregon Military Department for services provided by the Oregon National Guard during and after the total solar eclipse on August 21<sup>t</sup>, 2017.

The Other Funds expenditure limitation for the Community Support program was increased, on a one-time basis, by \$5,442,829 to reimburse wildland firefighting expenses incurred by the Oregon Military Department during the 2017 fire season.

The Subcommittee increased the agency's Federal Funds expenditure limitation by \$16,421,308 for lead dust abatement projects at eight armories located throughout Oregon.

Pending federal approval of the agency's proposed indirect cost allocation plan, the Subcommittee recommended \$1,590,544 General Fund be added to the Office of Emergency Management to cover 2017-19 administrative expenses that can no longer be charged to federal grants. The Subcommittee also approved the following budget note:

#### **Budget Note:**

The Oregon Military Department - Office of Emergency Management (OEM) is directed to assess and update OEM's processes, policies, and practices for internal control over grants management, separate from and in addition to any external financial or programmatic audits currently underway. The updated practices should align to the Internal Control-Integrated Framework as updated in 2013 by the Committee of Sponsoring Organizations of the Treadway Commission (COSO). The Military Department is to undertake immediate action to correct any identified deficiencies.

The Military Department is directed to submit a quarterly progress report to the Legislature at each meeting of the Emergency Board in 2018. The Military Department is directed to provide a final written report on the assessment and corresponding updated processes, policies, and procedures to the Joint Committee on Ways and Means during the 2019 legislative session, prior to consideration of the agency's budget for 2019-21.

### **Department of Public Safety Standards and Training**

The Other Funds expenditure limitation for the Operations program was increased, on a one-time basis, by \$623,260 to reimburse the Department of Public Safety Standards and Training for expenses incurred for training and certifying Oregon National Guard members as wildland firefighters during the 2017 fire season.

The Subcommittee increased the Department of Public Safety Standards and Training's Other Funds expenditure limitation by \$400,000 to continue and expand mental health and crisis intervention training for first responders with funding from the Oregon Health Authority.

The Subcommittee increased the agency's Other Funds expenditure limitation by \$3,657,838, and authorized seven permanent positions (4.06 FTE) and six limited duration positions (3.48 FTE) to add five basic police classes and one basic corrections class to the agency's training calendar to meet demand during the 2017-19 biennium.

### **Department of State Police**

The Subcommittee increased the agency's Other Funds expenditure limitation by \$12,770,000 for federally reimbursable expenses incurred during mobilizations coordinated by the State Fire Marshal during the 2017 fire season in Oregon. Additionally, the agency's General Fund appropriation was increased by \$3,255,945 to cover the portion of the Patrol Division's and State Fire Marshal's 2017 fire season expenses that are not eligible for federal reimbursement.

The Department of State Police is undertaking a significant rebalance of its resources between program units to better support the Patrol Division and to minimize the practice of holding trooper positions vacant. The Subcommittee approved \$2,975,558 General Fund and 25 positions (25.00 FTE) to resolve double-filled support positions. This action requires the agency to reduce its 2017-19 appropriation for services and supplies and capital outlay to fund \$1,737,202 of the total cost of these positions, which is \$4,712,760. It is the intention of the Legislature that the agency's services and supplies and capital outlay budgets be restored to current service levels for the 2019-21 budget.

The Subcommittee also approved a net-zero budget action to re-classify 49 positions per classification studies completed by the Department of Administrative Services, Chief Human Resources Office. Three studies reclassified five Automotive Technician 1 positions to Automotive Technician 2s, three Office Specialist 1 positions to Office Specialist 2s, fourteen Administrative Specialist 1 positions to Administrative Specialist 2s, twenty-five Office Specialist 2 positions to Administrative Specialist 1s, and two Office Coordinator positions to Administrative Specialist 1s.

Once implemented, these position actions and increased General Fund support will allow the agency to begin to fill trooper positions, with a recruit school class of fourteen troopers anticipated for October 2018, and an additional class of twenty troopers in January 2019.

## **TRANSPORTATION**

### **Department of Aviation**

Other Funds expenditure limitation for the Department of Aviation is increased by \$950,000 on a one-time basis to provide oversight and funding for three unmanned aircraft system test ranges in the state.

### **Department of Transportation**

Other Funds expenditure limitation for the Oregon Department of Transportation (ODOT) is increased by \$117,530,107 to fund implementation of the Transportation Package of 2017 (HB 2017), and includes 179 positions (77.63 FTE).

Other Funds expenditure limitation for ODOT is increased by \$10,000 to implement SB 375 (2017) related to the posting of informational materials about human trafficking at roadside rest areas. This is a one-time adjustment supported by the Transportation Operating Fund.

The Other Funds expenditure limitation for the Local Government Program includes funds for highway safety improvements near the Kenton Line to aid enhanced safety related to trains, pedestrians, and vehicles.

**FISCAL IMPACT OF PROPOSED LEGISLATION**

**Measure: SB 1516 - B**

79th Oregon Legislative Assembly – 2018 Regular Session  
Legislative Fiscal Office

*Only Impacts on Original or Engrossed  
Versions are Considered Official*

Prepared by: Krista Dauenhauer  
Reviewed by: Steve Bender  
Date: 2/28/2018

**Measure Description:**

Establishes Small Business Expansion Loan Fund to be administered by Oregon Business Development Department for purpose of making loans of early stage growth capital to individuals and business entities with 50 or fewer employees that may not be able to obtain adequate traditional commercial or private financing to meet operational and growth needs.

**Government Unit(s) Affected:**

Business Development Department (Business Oregon)

**Summary of Expenditure Impact:**

Costs related to the measure are anticipated to be minimal - See explanatory analysis.

**Analysis:**

The bill establishes the Small Business Expansion Loan Fund (Fund) and all moneys in the Fund are continuously appropriated to the Oregon Business Development Department (OBDD). OBDD may transfer existing money in the Oregon Business Development Fund to the Fund, when it is determined to be reasonable and financially appropriate. Moneys in the Fund may be administered by OBDD for the purpose of making loans, to individuals or businesses with 50 or fewer employees, to support acquisition of business assets or to pay for business operating expenses. Up to 20% of the moneys available in the Fund may be reserved for lending to individuals with low to moderate income and low to moderate personal net worth. Loans greater than \$250,000 may be approved by the Oregon Business Development Commission, or the Commissioning’s designee. No loan may be made for an amount greater than \$2 million. OBDD may charge fees to pay for administrative costs and expenses associated with administering the loans.

OBDD already administers similar loan programs and the agency anticipates using existing staffing and resources to support the Small Business Expansion Loan Fund; therefore, the work associated with the implementation of the loan program is anticipated to be minimal and absorbable within existing budgetary parameters. The Legislative Fiscal Office notes that utilizing the existing funding within the Oregon Business Development Fund (ORS 285B.053) may reduce the amount of funding available for loans made to businesses, counties, or municipalities for job creation and retention investments under the existing Oregon Business Development Fund program.

***Only Impacts on Original or Engrossed  
Versions are Considered Official***

---

Prepared by: Meg Bushman-Reinhold  
Reviewed by: Steve Bender, Krista Dauenhauer, Matt Stayner, Doug Wilson  
Date: 2/12/2018

---

**Measure Description:**

Allows applicant for construction contractor license with residential general contractor or residential specialty contractor endorsement who has specified amount of experience in construction-related activities on residential or small commercial structures to obtain license and endorsement without meeting contractor training requirements or paying fees to Construction Contractors Board.

**Government Unit(s) Affected:**

Business Development Department (Business Oregon), Construction Contractors Board (CCB), Department of Consumer and Business Services (DCBS), Higher Education Coordinating Commission (HECC)

**Analysis:**

The proposed legislation has been determined to have

**MINIMAL EXPENDITURE IMPACT**

on state or local government.

While this individual measure has a “Minimal” fiscal impact, an agency may incur a net fiscal impact greater than minimal depending on the cumulative impact of all measures enacted into law that affect the agency.



**HB 5025 A BUDGET REPORT and MEASURE SUMMARY**

**Carrier:** Sen. Monroe

**Joint Committee On Ways and Means**

---

**Action Date:** 06/28/17

**Action:** Do pass the A-Eng bill.

**Senate Vote**

**Yeas:** 10 - DeBoer, Devlin, Frederick, Hansell, Johnson, Manning Jr, Monroe, Roblan, Steiner Hayward, Winters

**Nays:** 2 - Girod, Thomsen

**House Vote**

**Yeas:** 9 - Gomberg, Holvey, Huffman, Nathanson, Rayfield, Smith G, Smith Warner, Whisnant, Williamson

**Nays:** 2 - McLane, Stark

**Prepared By:** Patrick Heath, Department of Administrative Services

**Reviewed By:** Steve Bender, Legislative Fiscal Office

---

**Oregon Business Development Department  
2017-19**

**Budget Summary\***

	2015-17	2017-19	2017-19	Committee Change from	
	Legislatively Approved Budget <sup>(1)</sup>	Current Service Level	Committee Recommendation	2015-17 Leg. Approved	
				\$ Change	% Change
General Fund	\$ 5,106,623	\$ 7,710,539	\$ 7,323,231	\$ 2,216,608	43.4%
General Fund Debt Service	\$ 11,412,400	\$ 40,625,560	\$ 40,625,560	\$ 29,213,160	256.0%
Lottery Funds	\$ 68,193,524	\$ 66,126,843	\$ 66,462,151	\$ (1,731,373)	(2.5%)
Lottery Funds Debt Service	\$ 45,114,206	\$ 51,171,865	\$ 51,171,865	\$ 6,057,659	13.4%
Other Funds Limited	\$ 296,755,855	\$ 225,742,435	\$ 227,242,814	\$ (69,513,041)	(23.4%)
Other Funds Debt Service Limited	\$ 1,730,500	\$ -	\$ -	\$ (1,730,500)	(100.0%)
Other Funds Nonlimited	\$ 195,773,804	\$ 170,754,585	\$ 170,754,585	\$ (25,019,219)	(12.8%)
Other Funds Debt Service Nonlimited	\$ 37,327,661	\$ 37,131,696	\$ 37,131,696	\$ (195,965)	(0.5%)
Federal Funds Limited	\$ 40,523,014	\$ 40,730,835	\$ 40,730,835	\$ 207,821	0.5%
Total	\$ 701,937,587	\$ 639,994,358	\$ 641,442,737	\$ (60,494,850)	(8.6%)

**Position Summary**

Authorized Positions	140	138	136	(4)
Full-time Equivalent (FTE) positions	136.32	136.00	134.50	(1.82)

<sup>(1)</sup> Includes adjustments through December 2016

\* Excludes Capital Construction expenditures

**Summary of Revenue Changes**

The main source of discretionary revenue for the programs and operations of the Oregon Business Development Department (Business Oregon) is Lottery Funds. The department receives General Fund support to finance the Arts Commission, administer certain energy finance programs, and to make General Obligation Debt Service payments. Other Funds revenue, in the upcoming biennia, include loan repayments of approximately \$78.1 million, interest income of \$31.2 million, donations of \$10.3 million, charges for services of \$0.9 million and other miscellaneous revenue. Other Funds are expended under both Limited and Nonlimited expenditure authority. Nonlimited expenditure authority is used for bond-related and revolving loan fund expenditures.

The Community Development Block Grant is the largest source of Federal Funds the department receives on a regular basis and provides support for programs in the Infrastructure Finance Authority. Federal Funds also support the Brownfields program and the State Small Business Credit Initiative Grant. The department typically receives other small grants throughout the biennium.

Lottery Funds allocations are not approved in Senate Bill 5525, but are included in the statewide Lottery Allocation Bill (House Bill 5029).

## **Summary of Transportation and Economic Development Subcommittee Action**

The Oregon Business Development Department's mission is to support the creation, retention, expansion and attraction of businesses to provide sustainable, living-wage jobs for Oregonians. The agency promotes economic development through public-private partnerships, leveraged funding and support of economic opportunities for Oregon companies and entrepreneurs.

The Transportation and Economic Development Subcommittee approved a budget of \$641,442,737 total funds and 136 positions (134.50 FTE). The total funds budget includes \$47,948,791 General Fund, \$117,634,016 Lottery Funds expenditure limitation, \$227,242,814 Other Funds expenditure limitation, \$40,730,835 Federal Funds expenditure limitation and \$207,886,281 Other Funds Nonlimited. The Subcommittee's approved budget represents an 8.6 decrease from the agency's 2015-17 Legislatively Approved Budget.

The recommendations of the Subcommittee do not address the department's bond requests. The Joint Committee on Ways and Means Capital Construction Subcommittee is reviewing bond requests and will include any budget adjustments related to bond-supported programs in bond authorization bills and in the end-of-session budget reconciliation bill.

### **Operations**

The Operations Division contains the Director's Office and provides central services and oversight for the agency. The Subcommittee recommended a total funds budget of \$9,414,606, including 32 positions (32.00 FTE). This is a 1.6 percent increase from the division's 2015-17 Legislatively Approved Budget.

The Subcommittee recommended approval of Package 801, LFO Analyst Adjustments. This package reduces Lottery Funds limitation by \$81,570 by the downward reclassification of one Principal Executive Manager D position to an Information Systems Specialist 6 and by reducing Services and Supplies funding.

The Subcommittee recommended approval of Package 802, Technical and Revenue Adjustments. This package adjusts Lottery Funds revenues to account for updated projections of Lottery beginning balances and the reversion of uncommitted 2015-17 balances to the Administrative Services Economic Development Fund. The package increases Lottery Funds beginning balances by \$208,921, decreases Other Funds beginning balances by \$217,921 and creates a Lottery Funds reversion to the Department of Administrative Services of \$179,511.

### **Business, Innovation, Trade**

The Business, Innovation, Trade Division promotes business retention, growth and job creation through multiple programs and services. Business retention and recruitment are an area of focus for this division. The division also promotes access to capital through loans, credit guarantees and direct investments through the Oregon Growth Board. In addition, the division promotes exports by Oregon businesses through trade missions, the attraction of foreign direct investment and the promotion of exports for small and medium sized businesses. Finally, the division funds a variety of initiatives aimed at encouraging research and development and entrepreneurship, many of which work with the

university system. The Subcommittee recommended a total funds budget of \$89,160,787, including 56 positions (55.00 FTE). This is a 0.6 percent decrease from the division's 2015-17 Legislatively Approved Budget.

The Subcommittee recommended approval of Package 101, BIT REDI. This package increases Lottery Funds limitation by \$750,000 for the Rural Opportunities Initiative, a grant program for rural communities to improve access to training and technical assistance resources for entrepreneurs. The funding will be used to establish a grant program providing 2- to 4-year funding for rural centers for entrepreneurship. The centers are expected to become self-sufficient. The strategy builds on a pilot project from 2015-17 and there is demand for additional work in this area.

The Subcommittee recommended approval of Package 104, BIT COBID. This package increases Other Funds limitation by \$441,097 and two permanent full-time positions to allow the Certification Office for Business Inclusion and Diversity to respond to Legislative mandates and the recommendations of a task force. These positions will focus on reducing opportunities for fraud and on implementing the Service-Disabled Veteran Certification program.

The Subcommittee recommended approval of Package 108, BIT Solar Incentivization. This package increases the General Fund appropriation by \$219,995 and one permanent, full-time position to administer the Solar Incentivization Program established in the 2016 Legislative Session. The associated work will continue through the end of the program in 2023. The position will be tracking enrollment in the program and the amount of power generated, as well as administering payments.

The Subcommittee recommended approval of Package 801, LFO Analyst Adjustments. This package reduces Lottery Funds limitation by \$3,468,849 and one position (0.50 FTE) in order to balance to statewide General Fund and Lottery Funds constraints. The package includes a reduction of \$2,839,630 Lottery Funds limitation for the Strategic Reserve Fund, \$400,000 Lottery Funds limitation for the Oregon Innovation Council (Oregon InC) and a reduction of \$229,219 Lottery Funds limitation associated with the elimination of one half-time (0.50 FTE) position and associated Services and Supplies. The reductions to the Strategic Reserve Fund are partially offset by an increase of \$800,000 Other Funds limitation to recognize beginning balances available to the fund. The reductions support new Strategic Reserve Fund awards of approximately \$10.0 million and Oregon InC funds at approximately \$18.2 million, in the 2017-19 biennium.

The Subcommittee recommended approval of Package 802, Technical and Revenue Adjustments. This package adjusts Lottery Funds revenues to account for updated projections of revenues, beginning balances and the reversion of uncommitted 2015-17 balances to the Administrative Services Economic Development Fund. The package increases Lottery Funds beginning balances by \$6,422,170, increases Other Funds beginning balances by \$1,263,333, reduces Other Funds Nonlimited beginning balances by \$7,360,902, reduces Federal Funds beginning balances by \$4,894,304, and creates a Lottery Funds reversion to the Department of Administrative Services of \$3,230,382. Finally, the package reduces Other Funds Nonlimited Rent and Royalties revenues by \$400,000, Other Funds Nonlimited charges for services by \$150,000 and Other Funds charges for services by \$400,000, to reflect recent trends in actual revenues.

The Subcommittee recommended approval of Package 803, Program Enhancements. This package provides \$4.1 million of Lottery Funds limitation to support three programs:

- \$2.0 million Lottery Funds for the Oregon Manufacturing Innovation Center (OMIC), a collaboration between business, academic, and government partners in Columbia County to enhance innovation and competitiveness in the metals manufacturing and advanced manufacturing sectors. The funding provided in this package increases total Lottery Funds support for OMIC operations in the agency budget to \$3.6 million.
- \$1.6 million Lottery Funds for additional support for the Oregon Small Business Development Center (SBDC) Network. The funding provided in this package increases total Lottery Funds support for SBDCs to \$4.26 million.
- \$500,000 for support of the Regional Accelerator and Innovation Network, which supports entrepreneurship and development of start-up businesses in the South Willamette Valley and Mid-Coast regions.

The Subcommittee recommended approval of Package 812, Vacant Position Elimination. This package reduces Lottery Funds limitation by \$704,259 and eliminates three positions (2.50 FTE), including a full-time Program Analyst 3 position, a full-time Program Analyst 4 position and one half-time vacant position and related Services and Supplies associated with administration of the Farm Loan Program. The agency will continue to operate the program after the elimination of the position.

#### Infrastructure Finance Authority

The Infrastructure Finance Authority (IFA) assists communities in building and maintaining critical infrastructure through low-cost financing, grants, technical assistance, and capacity building. The IFA has dedicated funding sources for municipal infrastructure, water and wastewater facilities that ensure compliance with federal law, seismic rehabilitation for schools and emergency facilities, port and airport facilities, levee improvements, marine navigation improvements, and other facilities that support economic and community development. The Subcommittee recommended a total funds budget of \$433,715,968, including 37 positions (37.00 FTE). This is a 17.3 percent decrease from the division's 2015-17 Legislatively Approved Budget.

The Subcommittee recommended approval of Package 801, LFO Analyst Adjustments. This package reduces Lottery Funds limitation by \$260,014, in order to balance to statewide General Fund and Lottery Funds constraints. The package eliminates one full-time Operations and Policy Analyst 4 position (1.00 FTE) in the Industrial Lands Program and funding for program related Services and Supplies.

The Subcommittee recommended approval of Package 802, Technical and Revenue Adjustments. This package updates forecasts of Other Funds limitation and Other Funds Nonlimited beginning balances and revenues. The package increases Other Funds beginning balances by \$526,471,

increases Other Funds Nonlimited beginning balances by \$3,201,331, reduces Other Funds Nonlimited Interest Income revenues by \$295,961, increases Other Funds Interest Income by \$24,685, and reduces Other Funds Other Revenues by \$21,489.

#### Oregon Film and Video Office

The Oregon Film and Video Office is a semi-independent agency designed to recruit and facilitate film and television production throughout the state. The Subcommittee recommended a total funds budget of \$1,207,545, which does not include any positions. This is a 3.7 percent increase from the division's 2015-17 Legislatively Approved Budget. The Subcommittee did not recommend any changes from current service level.

#### Arts Division

The mission of the Arts Division is to increase access to culture for all Oregonians, to promote the talent of Oregon's youth and to play a role in job creation and retention. The Arts Division of the agency includes both the Arts Commission, which develops statewide policy and provides services to arts organizations, artists and communities, and the Cultural Trust, which promotes Oregon's arts, humanities, heritage, preservation and history. The Subcommittee recommended a total funds budget of \$16,146,406, including 11 positions (10.50 FTE). This is a 16.1 percent decrease from the division's 2015-17 Legislatively Approved Budget.

The Subcommittee recommended approval of Package 801, LFO Analyst Adjustments. The package reduces General Fund appropriations by \$607,303 in order to balance to statewide General Fund and Lottery Funds constraints.

- The package reduces General Fund support for grants by \$524,869. This represents a 10 percent reduction in total funding for Arts Commission grants.
- The package shifts funding for the Arts Division Director and Assistant Director positions from 100 percent General Fund to 50 percent General Fund / 50 percent Other Funds to reflect the administrative responsibilities for both the Arts Commission and the Cultural Trust programs. This reduces the General Fund by \$259,282 and increases Other Funds limitation by the same amount.
- The package reduces the General Fund appropriation by \$82,434 to reflect the reduction of one full-time Executive Assistant position to a half-time (0.50 FTE) position.
- The package increases the General Fund appropriation for Services and Supplies by \$259,282, to adjust budget expenditure categories to better reflect spending patterns.

The Subcommittee recommended approval of Package 802, Technical and Revenue Adjustments. This package updates forecasts of Other Funds beginning balances, increasing Other Funds beginning balances by \$304,254.

### Lottery and General Obligation Bond Debt Service

The Lottery and General Obligation Bond Debt Service program is used to track the payment of Lottery and General Obligation Debt Service, including both principal and interest payments. The Subcommittee recommended a total funds budget of \$91,797,425 and does not include positions or FTE. This is a 57.6 percent increase from the division's 2015-17 Legislatively Approved Budget and represents no change from the current service level.

### Summary of Performance Measure Action

See attached Legislatively Adopted 2017-19 Key Performance Measures form.

**DETAIL OF JOINT COMMITTEE ON WAYS AND MEANS ACTION**

Oregon Business Development Department  
Patrick Heath - 503-378-3742

DESCRIPTION	GENERAL FUND	LOTTERY FUNDS	OTHER FUNDS		FEDERAL FUNDS		TOTAL ALL FUNDS	POS	FTE
			LIMITED	NONLIMITED	LIMITED	NONLIMITED			
2015-17 Legislatively Approved Budget at Dec 2016 *	\$ 16,519,023	\$ 113,307,730	\$ 298,486,355	\$ 233,101,465	\$ 40,523,014	\$ -	\$ 701,937,587	140	136.62
2017-19 Current Service Level (CSL)*	\$ 48,336,099	\$ 117,298,708	\$ 225,742,435	\$ 207,886,281	\$ 40,730,835	\$ -	\$ 639,994,358	138	136.00
<b>SUBCOMMITTEE ADJUSTMENTS (from CSL)</b>									
<b>SCR 110 - Operations</b>									
Package 801: LFO Analyst Adjustments									
Personal Services	\$ -	\$ (38,884)	\$ -	\$ -	\$ -	\$ -	\$ (38,884)	0	0.00
Services and Supplies	\$ -	\$ (42,686)	\$ -	\$ -	\$ -	\$ -	\$ (42,686)		
<b>SCR 210 - Business, Innovation, Trade</b>									
Package 101: BIT REDl									
Special Payments (Dist. to Non-Gov't Units)	\$ -	\$ 750,000	\$ -	\$ -	\$ -	\$ -	\$ 750,000		
Package 104: BIT COBID									
Personal Services	\$ -	\$ -	\$ 360,497	\$ -	\$ -	\$ -	\$ 360,497	2	2.00
Services and Supplies	\$ -	\$ -	\$ 80,600	\$ -	\$ -	\$ -	\$ 80,600		
Package 108: BIT Solar Incentivization									
Personal Services	\$ 202,895	\$ -	\$ -	\$ -	\$ -	\$ -	\$ 202,895	1	1.00
Services and Supplies	\$ 17,100	\$ -	\$ -	\$ -	\$ -	\$ -	\$ 17,100		
Package 801: LFO Analyst Adjustments									
Personal Services	\$ -	\$ (135,422)	\$ -	\$ -	\$ -	\$ -	\$ (135,422)	(1)	(0.50)
Services and Supplies	\$ -	\$ (93,797)	\$ -	\$ -	\$ -	\$ -	\$ (93,797)		
Special Payments (Dist. to Non-Gov't Units)	\$ -	\$ (2,839,630)	\$ 800,000	\$ -	\$ -	\$ -	\$ (2,039,630)		
Special Payments (Dist. to Non-Profit Organizations)	\$ -	\$ (400,000)	\$ -	\$ -	\$ -	\$ -	\$ (400,000)		
Package 803: Program Enhancements									
Special Payments	\$ -	\$ 4,100,000	\$ -	\$ -	\$ -	\$ -	\$ 4,100,000		
Package 812: Vacant Position Elimination									
Personal Services	\$ -	\$ (663,059)	\$ -	\$ -	\$ -	\$ -	\$ (663,059)	(3)	(2.50)
Services and Supplies	\$ -	\$ (41,200)	\$ -	\$ -	\$ -	\$ -	\$ (41,200)		
<b>SCR 300 - Infrastructure</b>									
Package 801: LFO Analyst Adjustments									
Personal Services	\$ -	\$ (251,614)	\$ -	\$ -	\$ -	\$ -	\$ (251,614)	(1)	(1.00)
Services and Supplies	\$ -	\$ (8,400)	\$ -	\$ -	\$ -	\$ -	\$ (8,400)		
<b>SCR 600 - Arts</b>									
Package 801: LFO Analyst Adjustments									
Personal Services	\$ (341,716)	\$ -	\$ 259,282	\$ -	\$ -	\$ -	\$ (82,434)	0	(0.50)
Services and Supplies	\$ 259,282	\$ -	\$ -	\$ -	\$ -	\$ -	\$ 259,282		
Special Payments	\$ (524,869)	\$ -	\$ -	\$ -	\$ -	\$ -	\$ (524,869)		
<b>TOTAL ADJUSTMENTS</b>	\$ (387,308)	\$ 335,308	\$ 1,500,379	\$ -	\$ -	\$ -	\$ 1,448,379	(2)	(1.50)
<b>SUBCOMMITTEE RECOMMENDATION *</b>	\$ 47,948,791	\$ 117,634,016	\$ 227,242,814	\$ 207,886,281	\$ 40,730,835	\$ -	\$ 641,442,737	136	134.50
% Change from 2015-17 Leg Approved Budget	190.3%	3.8%	(23.9%)	(10.8%)	0.5%	0.0%	(8.6%)	(2.9%)	(1.6%)
% Change from 2017-19 Current Service Level	(0.8%)	0.3%	0.7%	0.0%	0.0%	0.0%	0.2%	(1.4%)	(1.1%)

\*Excludes Capital Construction Expenditures



# Legislatively Approved 2017 - 2019 Key Performance Measures

Published: 6/27/2017 10:00:59 PM

**Agency:** Business Oregon

**Mission Statement:**

Business Oregon works to create, retain, expand and attract businesses that provide sustainable, living-wage jobs for Oregonians through public-private partnerships, leveraged funding and support of economic opportunities for Oregon companies and entrepreneurs.

Legislatively Approved KPMs	Metrics	Agency Request	Last Reported Result	Target 2018	Target 2019
1. Number of jobs created		Approved	1,482	1,900	1,900
2. Number of jobs retained		Approved	6,016	5,600	5,600
3. Personal income tax generated by the Department's investment in jobs		Approved	\$25,800,000.00	\$20,300,000.00	\$23,000,000.00
4. New export sales of assisted clients		Approved	\$47,125,000.00	\$47,800,000.00	\$47,800,000.00
5. b. Number of federal contracts awarded to Oregon businesses receiving Government Contract Assistance Program assistance.		Approved	325	200	200
5. a. Total dollar amount of federal contracts awarded to Oregon Businesses receiving Government Contract Assistance Program assistance.		Approved	\$76,035,795.00	\$76,000,000.00	\$76,000,000.00
6. Number of new industrial sites/acres certified "project ready."		Approved	1	1	1
7. Number of community capital projects assisted for planning (infrastructure, community and organizational).		Approved	41	37	37
8. Number of community capital construction financing projects that address public health and safety issues.		Approved	41	40	40
9. Number of community capital construction financing projects that assist with future economic and community development.		Approved	15	25	25
10. Customer Service - Percent of customers rating their satisfaction with the agency's customer service as "good" or "excellent": overall, timeliness, accuracy, helpfulness, expertise, availability of information.	Helpfulness	Approved	84%	90%	90%
	Expertise		89%	90%	90%
	Overall		81%	90%	90%
	Accuracy		87%	90%	90%
	Timeliness		82%	90%	90%
	Availability of Information		76%	90%	90%

**LFO Recommendation:**

Approve the Key Performance Measures, and the Key Performance Measure targets, identified in the above table.

**SubCommittee Action:**

The Subcommittee approved the LFO recommendation.

**HB 5006 A BUDGET REPORT and MEASURE SUMMARY**

**Carrier:** Sen. Devlin

**Joint Committee On Ways and Means**

---

**Action Date:** 07/03/17

**Action:** Do pass the A-Eng bill.

**Senate Vote**

**Yeas:** 11 - DeBoer, Devlin, Frederick, Girod, Hansell, Johnson, Manning Jr, Monroe, Roblan, Steiner Hayward, Winters

**Nays:** 1 - Thomsen

**House Vote**

**Yeas:** 7 - Gomberg, Holvey, Huffman, Nathanson, Rayfield, Smith Warner, Williamson

**Nays:** 1 - McLane

**Exc:** 3 - Smith G, Stark, Whisnant

**Prepared By:** Laurie Byerly and Gregory Jolivette, Legislative Fiscal Office

**Reviewed By:** Paul Siebert, Legislative Fiscal Office

---

**Emergency Board**

**2017-19**

**Various Agencies**

**2015-17**

## **Budget Summary\***

	<b><u>2015-17 Legislatively Approved Budget</u></b>	<b><u>2017-19 Committee Recommendation</u></b>	<b><u>Committee Change</u></b>
<b><u>Emergency Board</u></b>			
General Fund - General Purpose	-	\$ 50,000,000	\$ 50,000,000
General Fund - Special Purpose Appropriations			
State Agencies for state employee compensation	-	\$ 100,000,000	\$ 100,000,000
State Agencies for non-state worker compensation	-	\$ 10,000,000	\$ 10,000,000
Reduction to SB 505 special purpose appropriation	-	\$ (600,000)	\$ (600,000)
<b><u>ADMINISTRATION PROGRAM AREA</u></b>			
<b><u>Department of Administrative Services</u></b>			
General Fund	-	\$ 9,091,000	\$ 9,091,000
General Fund Debt Service	-	\$ (4,962,907)	\$ (4,962,907)
Lottery Funds	-	\$ 180,000	\$ 180,000
Lottery Funds Debt Service	-	\$ (2,317,505)	\$ (2,317,505)
Other Funds	-	\$ 23,939,750	\$ 23,939,750
Other Funds Debt Service	-	\$ 1,080,828	\$ 1,080,828
<b><u>Advocacy Commissions Office</u></b>			
General Fund	-	\$ 10,471	\$ 10,471
<b><u>Employment Relations Board</u></b>			
General Fund	-	\$ (29,574)	\$ (29,574)
Other Funds	-	\$ (16,497)	\$ (16,497)
<b><u>Oregon Government Ethics Commission</u></b>			
Other Funds	-	\$ (28,614)	\$ (28,614)
<b><u>Office of the Governor</u></b>			
General Fund	-	\$ (525,236)	\$ (525,236)
Lottery Funds	-	\$ (138,447)	\$ (138,447)
Other Funds	-	\$ (110,630)	\$ (110,630)
<b><u>Oregon Liquor Control Commission</u></b>			
Other Funds	-	\$ (1,458,427)	\$ (1,458,427)

## **Budget Summary\***

	<b>2015-17 Legislatively Approved Budget</b>	<b>2017-19 Committee Recommendation</b>	<b>Committee Change</b>
<b><u>Public Employees Retirement System,</u></b>			
Other Funds	-	\$ (2,508,616)	\$ (2,508,616)
<b><u>Racing Commission</u></b>			
Other Funds	-	\$ (89,929)	\$ (89,929)
<b><u>Department of Revenue</u></b>			
General Fund	-	\$ (5,581,902)	\$ (5,581,902)
General Fund Debt Service	-	\$ (6,870,670)	\$ (6,870,670)
Other Funds	-	\$ 7,676,661	\$ 7,676,661
<b><u>Secretary of State</u></b>			
General Fund	-	\$ (346,704)	\$ (346,704)
Other Funds	-	\$ (1,030,747)	\$ (1,030,747)
Federal Funds	-	\$ (472,720)	\$ (472,720)
<b><u>State Library</u></b>			
General Fund	-	\$ 128,123	\$ 128,123
Other Funds	-	\$ (137,871)	\$ (137,871)
Federal Funds	-	\$ (1,625)	\$ (1,625)
<b><u>State Treasurer</u></b>			
General Fund	-	\$ 1,013,497	\$ 1,013,497
Other Funds	-	\$ (1,557,357)	\$ (1,557,357)
<b><u>CONSUMER AND BUSINESS SERVICES PROGRAM AREA</u></b>			
<b><u>State Board of Accountancy</u></b>			
Other Funds	-	\$ (56,046)	\$ (56,046)
<b><u>Chiropractic Examiners Board</u></b>			
Other Funds	-	\$ (51,085)	\$ (51,085)

## **Budget Summary\***

	<b>2015-17 Legislatively Approved Budget</b>	<b>2017-19 Committee Recommendation</b>	<b>Committee Change</b>
<b><u>Consumer and Business Services</u></b>			
Other Funds	-	\$ (5,252,286)	\$ (5,252,286)
Federal Funds	-	\$ (475,260)	\$ (475,260)
<b><u>Construction Contractors Board</u></b>			
Other Funds	-	\$ (461,875)	\$ (461,875)
<b><u>Board of Dentistry</u></b>			
Other Funds	-	\$ (38,848)	\$ (38,848)
<b><u>Health Related Licensing Boards</u></b>			
Other Funds	-	\$ (83,199)	\$ (83,199)
<b><u>Bureau of Labor and Industries</u></b>			
General Fund	-	\$ (127,909)	\$ (127,909)
Other Funds	-	\$ (278,736)	\$ (278,736)
Federal Funds	-	\$ (960)	\$ (960)
<b><u>Licensed Professional Counselors and Therapists. Board of</u></b>			
Other Funds	-	\$ (24,871)	\$ (24,871)
<b><u>Licensed Social Workers, Board of</u></b>			
Other Funds	-	\$ (25,841)	\$ (25,841)
<b><u>Medical Board</u></b>			
Other Funds	-	\$ (345,981)	\$ (345,981)
<b><u>Board of Nursing</u></b>			
Other Funds	-	\$ (450,604)	\$ (450,604)
<b><u>Board of Pharmacy</u></b>			
Other Funds	-	\$ (261,147)	\$ (261,147)

**Budget Summary\***

	<u>2015-17 Legislatively Approved Budget</u>	<u>2017-19 Committee Recommendation</u>	<u>Committee Change</u>
<b><u>Psychologist Examiners Board</u></b>			
Other Funds	-	\$ (26,589)	\$ (26,589)
<b><u>Public Utility Commission</u></b>			
Other Funds	-	\$ (1,156,876)	\$ (1,156,876)
Federal Funds	-	\$ (6,858)	\$ (6,858)
<b><u>Real Estate Agency</u></b>			
Other Funds	-	\$ (276,826)	\$ (276,826)
<b><u>Tax Practitioners Board</u></b>			
Other Funds	-	\$ (18,835)	\$ (18,835)
<b><u>ECONOMIC AND COMMUNITY DEVELOPMENT PROGRAM AREA</u></b>			
<b><u>Oregon Business Development Department</u></b>			
General Fund	-	\$ 3,628,465	\$ 3,628,465
General Fund Debt Service	-	\$ (1,481,045)	\$ (1,481,045)
Lottery Funds	-	\$ (247,934)	\$ (247,934)
Lottery Funds Debt Service	-	\$ (1,410,613)	\$ (1,410,613)
Other Funds	-	\$ 151,174,323	\$ 151,174,323
Other Funds Nonlimited	-	\$ 30,000,000	\$ 30,000,000
Federal Funds	-	\$ (13,232)	\$ (13,232)
<b><u>Employment Department</u></b>			
Other Funds	-	\$ (3,490,798)	\$ (3,490,798)
Federal Funds	-	\$ (4,403,080)	\$ (4,403,080)
<b><u>Housing and Community Services Department</u></b>			
General Fund	-	\$ 21,433,916	\$ 21,433,916
General Fund Debt Service	-	\$ 2,640,239	\$ 2,640,239
Lottery Funds	-	\$ 350,000	\$ 350,000
Other Funds	-	\$ 25,972,449	\$ 25,972,449
Federal Funds	-	\$ (7,227,385)	\$ (7,227,385)

**Budget Summary\*****Department of Veterans' Affairs**

	<u>2015-17 Legislatively Approved Budget</u>	<u>2017-19 Committee Recommendation</u>	<u>Committee Change</u>
General Fund	-	\$ (136,724)	\$ (136,724)
Lottery Funds	-	\$ -	\$ -
Other Funds	-	\$ (140,617)	\$ (140,617)
Federal Funds	-	\$ -	\$ -

**EDUCATION PROGRAM AREA****Department of Education**

General Fund	-	\$ (1,685,086)	\$ (1,685,086)
General Fund Debt Service	-	\$ (1,587,898)	\$ (1,587,898)
Other Funds	-	\$ 270,433,393	\$ 270,433,393
Federal Funds	-	\$ (957,295)	\$ (957,295)

**State School Fund**

General Fund	-	\$ (30,372,945)	\$ (30,372,945)
Lottery Funds	-	\$ 12,465,745	\$ 12,465,745
Other Funds	-	\$ 17,907,200	\$ 17,907,200

**Higher Education Coordinating Commission**

General Fund	-	\$ 8,532,950	\$ 8,532,950
General Fund Debt Service	-	\$ (13,840,783)	\$ (13,840,783)
Lottery Funds Debt Service	-	\$ (73,975)	\$ (73,975)
Other Funds	-	\$ 6,614,787	\$ 6,614,787
Federal Funds	-	\$ (430,293)	\$ (430,293)

**Chief Education Office**

General Fund	-	\$ (369,306)	\$ (369,306)
--------------	---	--------------	--------------

**Teacher Standards and Practices**

Other Funds	-	\$ (214,668)	\$ (214,668)
-------------	---	--------------	--------------

## Budget Summary\*

### HUMAN SERVICES PROGRAM AREA

#### Commission for the Blind

	<u>2015-17 Legislatively Approved Budget</u>	<u>2017-19 Committee Recommendation</u>	<u>Committee Change</u>
General Fund	-	\$ (41,304)	\$ (41,304)
Other Funds	-	\$ (11,467)	\$ (11,467)
Federal Funds	-	\$ (157,969)	\$ (157,969)

#### Oregon Health Authority

General Fund	-	\$ (59,956,387)	\$ (59,956,387)
General Fund Debt Service	-	\$ 4,001	\$ 4,001
Lottery Funds	-	\$ (4,617)	\$ (4,617)
Other Funds	-	\$ 71,374,612	\$ 71,374,612
Federal Funds	-	\$ (9,456,614)	\$ (9,456,614)

#### Department of Human Services

General Fund	-	\$ (8,487,786)	\$ (8,487,786)
General Fund Debt Service	-	\$ 10,521,010	\$ 10,521,010
Other Funds	-	\$ 45,175,634	\$ 45,175,634
Federal Funds	-	\$ 138,153,153	\$ 138,153,153

#### Long Term Care Ombudsman

General Fund	-	\$ (272,509)	\$ (272,509)
Other Funds	-	\$ (2,593)	\$ (2,593)

#### Psychiatric Security Review Board

General Fund	-	\$ (33,233)	\$ (33,233)
--------------	---	-------------	-------------

### JUDICIAL BRANCH

#### Judicial Department

General Fund	-	\$ (7,171,498)	\$ (7,171,498)
General Fund Debt Service	-	\$ (2,555,411)	\$ (2,555,411)
Other Funds	-	\$ 195,971,790	\$ 195,971,790



## **Budget Summary\***

	<b><u>2015-17 Legislatively Approved Budget</u></b>	<b><u>2017-19 Committee Recommendation</u></b>	<b><u>Committee Change</u></b>
<b><u>Commission on Judicial Fitness and Disability</u></b>			
General Fund	-	\$ (577)	\$ (577)
<b><u>Public Defense Services Commission</u></b>			
General Fund	-	\$ 1,060,699	\$ 1,060,699
<b><u>LEGISLATIVE BRANCH</u></b>			
<b><u>Legislative Administration Committee</u></b>			
General Fund	-	\$ 4,109,449	\$ 4,109,449
General Fund Debt Service	-	\$ (445,481)	\$ (445,481)
Other Funds	-	\$ 239,358	\$ 239,358
Other Funds Debt Service	-	\$ (28,305)	\$ (28,305)
<b><u>Legislative Assembly</u></b>			
General Fund	-	\$ (1,324,394)	\$ (1,324,394)
<b><u>Legislative Commission on Indian Services</u></b>			
General Fund	-	\$ (1,750)	\$ (1,750)
<b><u>Legislative Counsel</u></b>			
General Fund	-	\$ (232,754)	\$ (232,754)
Other Funds	-	\$ (59,154)	\$ (59,154)
<b><u>Legislative Fiscal Office</u></b>			
General Fund	-	\$ (183,583)	\$ (183,583)
Other Funds	-	\$ (124,420)	\$ (124,420)
<b><u>Legislative Revenue Office</u></b>			
General Fund	-	\$ (18,516)	\$ (18,516)
<b><u>Legislative Policy and Research Office</u></b>			
General Fund	-	\$ (45,374)	\$ (45,374)

## Budget Summary\*

### NATURAL RESOURCES PROGRAM AREA

#### State Department of Agriculture

	<u>2015-17 Legislatively Approved Budget</u>	<u>2017-19 Committee Recommendation</u>	<u>Committee Change</u>
General Fund	-	\$ (1,066,655)	\$ (1,066,655)
Lottery Funds	-	\$ (231,617)	\$ (231,617)
Other Funds	-	\$ (2,054,053)	\$ (2,054,053)
Federal Funds	-	\$ (388,340)	\$ (388,340)

#### Columbia River Gorge Commission

General Fund	-	\$ 24,081	\$ 24,081
--------------	---	-----------	-----------

#### State Department of Energy

Other Funds	-	\$ (538,561)	\$ (538,561)
Federal Funds	-	\$ (72,012)	\$ (72,012)

#### Department of Environmental Quality

General Fund	-	\$ (352,190)	\$ (352,190)
Lottery Funds	-	\$ (77,348)	\$ (77,348)
Other Funds	-	\$ (3,614,762)	\$ (3,614,762)
Federal Funds	-	\$ (461,243)	\$ (461,243)

#### State Department of Fish and Wildlife

General Fund	-	\$ 182,646	\$ 182,646
Lottery Funds	-	\$ (167,378)	\$ (167,378)
Other Funds	-	\$ (3,153,172)	\$ (3,153,172)
Federal Funds	-	\$ (3,058,576)	\$ (3,058,576)

#### Department of Forestry

General Fund	-	\$ (1,201,103)	\$ (1,201,103)
General Fund Debt Service	-	\$ (410,919)	\$ (410,919)
Lottery Funds Debt Service	-	\$ (5,594)	\$ (5,594)
Other Funds	-	\$ 96,885,643	\$ 96,885,643
Other Funds Debt Service	-	\$ 79,996	\$ 79,996
Federal Funds	-	\$ (495,371)	\$ (495,371)

## **Budget Summary\***

	<b><u>2015-17 Legislatively Approved Budget</u></b>	<b><u>2017-19 Committee Recommendation</u></b>	<b><u>Committee Change</u></b>
<b><u>Department of Geology and Mineral Industries</u></b>			
General Fund	-	\$ (104,725)	\$ (104,725)
Other Funds	-	\$ (141,422)	\$ (141,422)
Federal Funds	-	\$ (65,496)	\$ (65,496)
<b><u>Department of Land Conservation and Development</u></b>			
General Fund	-	\$ (395,929)	\$ (395,929)
Other Funds	-	\$ (1,373)	\$ (1,373)
Federal Funds	-	\$ (108,803)	\$ (108,803)
<b><u>Land Use Board of Appeals</u></b>			
General Fund	-	\$ 266	\$ 266
<b><u>Oregon Marine Board</u></b>			
Other Funds	-	\$ (335,800)	\$ (335,800)
Federal Funds	-	\$ (1,373)	\$ (1,373)
<b><u>Department of Parks and Recreation</u></b>			
Lottery Funds	-	\$ (1,881,005)	\$ (1,881,005)
Lottery Funds Debt Service	-	\$ (895,019)	\$ (895,019)
Other Funds	-	\$ 3,232,341	\$ 3,232,341
Federal Funds	-	\$ (7,925)	\$ (7,925)
<b><u>Department of State Lands</u></b>			
General Fund	-	\$ 5,000,000	\$ 5,000,000
Other Funds	-	\$ 11,149,657	\$ 11,149,657
Federal Funds	-	\$ (3,183)	\$ (3,183)
<b><u>Water Resources Department</u></b>			
General Fund	-	\$ (748,813)	\$ (748,813)
Lottery Funds Debt Service	-	\$ (2,078,875)	\$ (2,078,875)
Other Funds	-	\$ 21,943,095	\$ 21,943,095
Federal Funds	-	\$ -	\$ -

## Budget Summary\*

	<u>2015-17 Legislatively Approved Budget</u>	<u>2017-19 Committee Recommendation</u>	<u>Committee Change</u>
<b><u>Watershed Enhancement Board</u></b>			
Lottery Funds	-	\$ (205,451)	\$ (205,451)
Federal Funds	-	\$ (1,136)	\$ (1,136)
<b><u>PUBLIC SAFETY PROGRAM AREA</u></b>			
<b><u>Department of Corrections</u></b>			
General Fund	-	\$ (23,762,896)	\$ (23,762,896)
General Fund Debt Service	-	\$ 1,268,059	\$ 1,268,059
Other Funds	-	\$ 272,630	\$ 272,630
Federal Funds	-	\$ (10,323)	\$ (10,323)
<b><u>Oregon Criminal Justice Commission</u></b>			
General Fund	-	\$ (87,794)	\$ (87,794)
Other Funds	-	\$ (1,137)	\$ (1,137)
Federal Funds	-	\$ (3,503)	\$ (3,503)
<b><u>District Attorneys and their Deputies</u></b>			
General Fund	-	\$ (23,359)	\$ (23,359)
<b><u>Department of Justice</u></b>			
General Fund	-	\$ (3,386,309)	\$ (3,386,309)
General Fund Debt Service	-	\$ 3,235,629	\$ 3,235,629
Other Funds	-	\$ 15,825,892	\$ 15,825,892
Federal Funds	-	\$ 29,064,361	\$ 29,064,361
<b><u>Oregon Military Department</u></b>			
General Fund	-	\$ 932,333	\$ 932,333
General Fund Debt Service	-	\$ (802,765)	\$ (802,765)
Other Funds	-	\$ 4,796,923	\$ 4,796,923
Other Funds Debt Service	-	\$ 448,429	\$ 448,429
Federal Funds	-	\$ (1,156,392)	\$ (1,156,392)

## **Budget Summary\***

	<b><u>2015-17 Legislatively Approved Budget</u></b>	<b><u>2017-19 Committee Recommendation</u></b>	<b><u>Committee Change</u></b>
<b><u>Oregon Board of Parole</u></b>			
General Fund	-	\$ (340,944)	\$ (340,944)
<b><u>Oregon State Police</u></b>			
General Fund	-	\$ (2,667,382)	\$ (2,667,382)
Lottery Funds	-	\$ (240,268)	\$ (240,268)
Other Funds	-	\$ (26,542)	\$ (26,542)
Federal Funds	-	\$ (142,526)	\$ (142,526)
<b><u>Department of Public Safety Standards and Training</u></b>			
Other Funds	-	\$ (1,183,157)	\$ (1,183,157)
Federal Funds	-	\$ 464,466	\$ 464,466
<b><u>Oregon Youth Authority</u></b>			
General Fund	-	\$ (4,902,061)	\$ (4,902,061)
General Fund Debt Service	-	\$ 1,925,787	\$ 1,925,787
Other Funds	-	\$ 567,980	\$ 567,980
Federal Funds	-	\$ (218,984)	\$ (218,984)
<b><u>TRANSPORTATION PROGRAM AREA</u></b>			
<b><u>Department of Aviation</u></b>			
Other Funds	-	\$ (39,973)	\$ (39,973)
Federal Funds	-	\$ (1,538)	\$ (1,538)
<b><u>Department of Transportation</u></b>			
General Fund	-	\$ (389,942)	\$ (389,942)
General Fund Debt Service	-	\$ (1,037,553)	\$ (1,037,553)
Lottery Funds Debt Service	-	\$ (6,039,258)	\$ (6,039,258)
Other Funds	-	\$ (1,415,838)	\$ (1,415,838)
Other Funds Debt Service	-	\$ 10	\$ 10
Federal Funds	-	\$ (227,030)	\$ (227,030)

**Budget Summary\***

	<u>2015-17 Legislatively Approved Budget</u>	<u>2017-19 Committee Recommendation</u>	<u>Committee Change</u>
<b>2017-19 Budget Summary</b>			
General Fund Total	-	\$ 58,172,743	\$ 58,172,743
General Fund Debt Service	-	\$ (14,400,707)	\$ (14,400,707)
Lottery Funds Total	-	\$ 9,801,680	\$ 9,801,680
Lottery Funds Debt Service	-	\$ (12,820,839)	\$ (12,820,839)
Other Funds Total	-	\$ 938,856,278	\$ 938,856,278
Other Funds Debt Service	-	\$ 1,580,778	\$ 1,580,778
Other Funds Nonlimited	-	\$ 30,000,000	\$ 30,000,000
Federal Funds Total	-	\$ 137,654,935	\$ 137,654,935

\* Excludes Capital Construction

	<u>2015-17 Legislatively Approved Budget</u>	<u>2015-17 Committee Recommendation</u>	<u>Committee Change</u>
--	--	---	-------------------------

**2015-17 Supplemental Appropriations**

**Commission on Judicial Fitness and Disability**

General Fund	-	\$ 35,000	\$ 35,000
--------------	---	-----------	-----------

**Department of Transportation**

Other Funds	-	\$ 45,500,000	\$ 45,500,000
Federal Funds	-	\$ 8,100,000	\$ 8,100,000

## 2017-19 Position Summary

	<u>2015-17 Legislatively Approved Budget</u>	<u>2017-19 Committee Recommendation</u>	<u>Committee Change</u>
<b>ADMINISTRATION PROGRAM AREA</b>			
<b><u>Department of Administrative Services</u></b>			
Authorized Positions	-	6	6
Full-time Equivalent (FTE) positions	-	6.00	6.00
<b><u>Public Employees Retirement System</u></b>			
Authorized Positions	-	1	1
Full-time Equivalent (FTE) positions	-	0.92	0.92
<b><u>Department of Revenue</u></b>			
Authorized Positions	-	33	33
Full-time Equivalent (FTE) positions	-	9.00	9.00
<b><u>State Treasurer</u></b>			
Authorized Positions	-	2	2
Full-time Equivalent (FTE) positions	-	2.34	2.34
<b>CONSUMER AND BUSINESS SERVICES PROGRAM AREA</b>			
<b><u>Consumer and Business Services</u></b>			
Authorized Positions	-	11	11
Full-time Equivalent (FTE) positions	-	9.68	9.68
<b><u>Bureau of Labor and Industries</u></b>			
Authorized Positions	-	3	3
Full-time Equivalent (FTE) positions	-	2.50	2.50
<b>ECONOMIC AND COMMUNITY DEVELOPMENT PROGRAM AREA</b>			
<b><u>Housing and Community Services Department</u></b>			
Authorized Positions	-	3	3
Full-time Equivalent (FTE) positions	-	0.75	0.75

## 2017-19 Position Summary

2015-17 Legislatively  
Approved Budget

2017-19 Committee  
Recommendation

Committee Change

### HUMAN SERVICES PROGRAM AREA

#### Oregon Health Authority

Authorized Positions	-	63	63
Full-time Equivalent (FTE) positions	-	51.46	51.46

#### Department of Human Services

Authorized Positions	-	113	113
Full-time Equivalent (FTE) positions	-	74.33	74.33

### JUDICIAL BRANCH

#### Judicial Department

Authorized Positions	-	4	4
Full-time Equivalent (FTE) positions	-	2.00	2.00

### NATURAL RESOURCES PROGRAM AREA

#### Oregon Department of Agriculture

Authorized Positions	-	(1)	(1)
Full-time Equivalent (FTE) positions	-	(1.00)	(1.00)

#### Department of Fish and Wildlife

Authorized Positions	-	6	6
Full-time Equivalent (FTE) positions	-	5.33	5.33

#### Department of Forestry

Authorized Positions	-	4	4
Full-time Equivalent (FTE) positions	-	3.50	3.50

#### Department of State Lands

Authorized Positions	-	1	1
Full-time Equivalent (FTE) positions	-	1.00	1.00



<b><u>2017-19 Position Summary</u></b>	<b><u>2015-17 Legislatively Approved Budget</u></b>	<b><u>2017-19 Committee Recommendation</u></b>	<b><u>Committee Change</u></b>
<b><u>Water Resources Department</u></b>			
Authorized Positions	-	1	1
Full-time Equivalent (FTE) positions	-	1.00	1.00
<b>PUBLIC SAFETY PROGRAM AREA</b>			
<b><u>Department of Justice</u></b>			
Authorized Positions	-	68	68
Full-time Equivalent (FTE) positions	-	54.99	54.99
<b><u>Oregon Military Department</u></b>			
Authorized Positions	-	2	2
Full-time Equivalent (FTE) positions	-	2.00	2.00
<b><u>Oregon State Police</u></b>			
Authorized Positions	-	27	27
Full-time Equivalent (FTE) positions	-	25.32	25.32

### **Summary of Revenue Changes**

The General Fund appropriations made in the bill are within resources available as projected in the May 2017 economic and revenue forecast by the Department of Administrative Services, Office of Economic Analysis, supplemented by transfers from various agency accounts to the General Fund for general governmental purposes as authorized in HB 3470, plus other actions to reduce state agency expenditures.

### **Summary of Capital Construction Subcommittee Action**

HB 5006 appropriates General Fund to the Emergency Board for general purpose and targeted special purpose appropriations, and makes other adjustments to individual agency budgets and position authority as described below.

## **Emergency Board**

The Emergency Board allocates General Fund and provides Lottery Funds, Other Funds, and Federal Funds expenditure limitation to state agencies for unanticipated needs in approved agency budgets when the Legislature is not in session. The Subcommittee appropriated \$50 million General Fund to the Emergency Board for general purposes.

HB 5006 makes two special purpose appropriations to the Emergency Board, totaling \$110 million General Fund; the bill also adjusts a special purpose appropriation already approved in a different bill:

- \$100 million General Fund for state employee compensation changes.
- \$10 million General Fund for allocation to state agencies for compensation changes driven by collective bargaining for workers who are not state employees.
- Reduces the special purpose appropriation made by SB 505 for costs associated with the requirement to record grand jury proceedings, by \$600,000 General Fund. The budget for the Judicial Department is increased by this amount.

If these special purpose appropriations are not allocated by the Emergency Board before December 1, 2018, any remaining funds become available to the Emergency Board for general purposes.

## **Adjustments to Approved 2017-19 Agency Budgets**

### **STATEWIDE ADJUSTMENTS**

Statewide adjustments reflect budget changes in multiple agencies based on reductions in Department of Administrative Services assessments and charges for services, Attorney General rates, certain services and supplies, and additional vacancy savings expected as a result of a hiring slowdown. Statewide adjustments also reflect net reductions to debt service realized through interest rate savings on bond sales and refunding of outstanding general obligation and lottery revenue bonds. Total savings are \$135.8 million General Fund, \$16.7 million Lottery Funds, \$105.5 million Other Funds, and \$35.6 million Federal Funds.

Specific adjustments include \$126 million total funds savings from implementing a hiring slowdown implemented across all three branches of government; \$25 million in General Fund and Lottery Funds savings from eliminating most inflation on services and supplies implemented across all three branches of government; \$9.3 million total funds from a 10% reduction to travel in Executive Branch agencies to implement the Governor's previously announced cost containment effort; \$68 million total funds reduction from lower Department of Administrative Services assessments and service rates; and \$13 million total funds from lower Attorney General rates.

Section 145 of the budget bill reflects the changes, as described above, for each agency. These adjustments are not addressed in the individual agency narratives, although they are included in the table at the beginning of the budget report.

## **ADMINISTRATION**

### **Department of Administrative Services**

The Subcommittee approved various one-time General Fund appropriations to the Department of Administrative Services (DAS) for the following purposes:

- \$1,895,000 for disbursement to the Rogue River Valley Irrigation District for the Bradshaw Drop Irrigation Canal project to pipe over three miles of irrigation canal to conserve water and provide pressurized water to district patrons.
- \$1,836,000 for disbursement to the City of John Day to extend a fiber optic line along US 395 from US 20 to John Day.
- \$1,000,000 for disbursement to the JPR Foundation, Inc. for the Holly Theater restoration project in Medford.
- \$1,000,000 for disbursement to the Deschutes Rim Clinic Foundation for the Rim Health Clinic in Maupin to supplement capacity at the current facility.
- \$750,000 for disbursement to the Medford Youth Baseball Society for improvements at Harry and David Baseball Park.
- \$500,000 for disbursement to the City of Mosier for a joint use facility, encompassing a city hall, main fire station, and multi-use community space to be built on land donated by Union Pacific Railroad.
- \$500,000 for disbursement to the Oregon Wine Board for marketing and increasing the market access of Oregon produced wine.
- \$420,000 for disbursement to the City of John Day for operations of a public safety answering point through the 2017-19 biennium.
- \$400,000 for disbursement to the Greater Portland YWCA for the Family Preservation Project.
- \$250,000 for disbursement to the Southern Oregon Veterans Benefit organization for construction of a replica of the Vietnam Memorial Traveling Wall.
- \$200,000 for disbursement to the Mid-Columbia Health Foundation for a hospital modernization and expansion project involving a regional rural community hospital in The Dalles that was built in 1859.
- \$50,000 for disbursement to the World of Speed organization as transition funding for the High School Automotive Career Technical Education program as the organization seeks other support for the program.
- \$50,000 for disbursement to the Family YMCA of Marion and Polk Counties for the YMCA Youth and Government program.
- \$50,000 for disbursement to the Bag and Baggage Productions, a professional theater located in Hillsboro, for its Cultural Innovation Project involving the purchase and installation of a 360 degree digitally immersive projection system.
- \$40,000 for disbursement to the Cities of Turner, Aumsville, and Salem, for use as flood mitigation planning match.

A total of \$28,177,202 Other Funds expenditure limitation was added by the Subcommittee for the one-time cost of issuance and special payments associated with the disbursement of proceeds from Lottery Bond sales; projects are detailed below and approved in SB 5530. Cost of issuance for these projects totals \$707,202. There is no debt service allocated in the 2017-19 biennium, as the bonds will not be sold until the

spring of 2019. Total debt service on all the projects described below is estimated at a total of \$4,743,599 Lottery Funds for the 2017-19 biennium and \$47,153,969 over the life of the bonds.

- \$12,235,018 Other Funds for disbursement to the YMCA of Marion and Polk counties for construction of a new YMCA facility in Salem.
- \$6,125,396 Other Funds for disbursement to the Eugene Civic Alliance to redevelop the site of the former Civic Stadium into a community sports and recreation complex.
- \$2,050,587 Other Funds for disbursement to the Gresham Redevelopment Commission for the construction of an innovation and workforce training center in the Rockwood neighborhood in Gresham.
- \$2,050,587 Other Funds for disbursement to the Family Nurturing Center (Rogue Valley Children’s Relief Nursery) to purchase and rehabilitate affordable housing adjacent to the Center’s campus.
- \$1,042,655 Other Funds for disbursement to the Cascade AIDS Project for the acquisition and renovation of a primary care and mental health center for the lesbian, gay, bisexual, transgender, queer, and other minority gender identities and sexual orientation community.
- \$1,041,303 Other Funds for disbursement to the City of Independence for the Independence Landing Revitalization Project.
- \$1,041,303 Other Funds for disbursement to Klamath County for construction of the Klamath Youth Inspiration Program residential treatment center in Klamath Falls.
- \$1,041,303 Other Funds for disbursement to the City of Woodburn to develop a community center in Woodburn.
- \$784,922 Other Funds for disbursement to The Dalles Civic Auditorium Preservation Commission to continue reconstruction of The Dalles Civic Auditorium theater.
- \$764,128 Other Funds for disbursement to the City of Spray to construct a public safety and emergency services center, which includes fire protection and emergency medical services.

The Subcommittee approved two one-time increases to existing subsidy programs funded through the DAS budget: \$150,000 General Fund was added to the special payments made to the Oregon Historical Society, increasing its total state support in 2017-19 to \$900,000 General Fund. The Subcommittee also approved increasing the 2017-19 special payments to county fairs by \$180,000 Lottery Funds, which provides county fairs with a total of \$3,828,000 Lottery Funds in 2017-19.

To complete projects approved in SB 5506, the capital construction bill, the Subcommittee approved the establishment of five limited duration Project Manager 2 positions (5.00 FTE) and one limited duration Project Manager 3 position (1.00 FTE) within the DAS Planning and Construction Management program. This is position establishment authority only, as all position costs will be charged against project funding.

The Subcommittee approved \$1,080,818 in additional Other Funds Debt Service to support repayment of Article XI-Q General Obligation bond proceeds approved in SB 5505 for renovations at the Portland State Office Building, and an Other Funds expenditure limitation increase of \$214,000 for the cost of issuance of the bonds.

### **Public Employees Retirement System**

An Other Funds expenditure limitation increase of \$209,443 was approved by the Subcommittee, which supports one permanent full-time Principal Executive Manager G (0.92 FTE) to serve as the agency's Chief Financial Officer, with the understanding that the agency competitively recruit for, and hire, a Certified Public Accountant for this position.

### **Department of Revenue**

The Subcommittee approved funding for the final project phase to replace most of the agency's core information technology systems (Core Systems Replacement project). The final phase includes: Timber tax; electrical cooperative tax; rail car tax; gas and oil production tax; County Assessment Funding Assistance; Green Light; Non-profit homes; court fines and assessments; and revenue accounting. The scheduled implementation date is November 13, 2017.

The Subcommittee approved \$8,383,109 of Other Funds expenditure limitation and the establishment of 32 limited duration positions (8.00 FTE), which is to be mostly financed with Article XI-Q bonds approved in SB 5505 (\$4,781,944). Project revenues also include an estimated \$3,501,165 in bond proceeds that were authorized and issued during the 2015-17 biennium, but remained unexpended, and \$100,000 of state marijuana tax revenue. The Department of Administrative Services is directed to unschedule \$276,599 of Other Funds expenditure limitation associated with the Core Systems Replacement project, which may be rescheduled upon the approval of the Legislative Fiscal Office.

The Subcommittee appropriated \$1,000,000 General Fund for vendor contract maintenance costs to support the ongoing maintenance of the vendor product after installation and \$60,000 General Fund for non-bondable expenditures related to the project; these are one-time costs that should be phased out for 2019-21.

To support repayment of Article XI-Q General Obligation bond proceeds approved in SB 5505 for the project, the Subcommittee appropriated \$796,311 in additional General Fund Debt Service and added \$73,056 Other Funds expenditure limitation for the cost of issuance of the bonds.

The Subcommittee increased the General Fund appropriation by \$276,906 and Other Funds expenditure limitation by \$24,079 for one permanent full-time Principal Executive Manager F position (1.00 FTE) to restore funding for the agency's Finance Manager position, a long-term vacancy that was eliminated in SB 5535, with the understanding that the agency competitively recruit for, and fill, this position.

To balance available revenues with Other Funds expenditure limitation, the Subcommittee decreased Other Funds expenditure limitation by \$187,277 for services and supplies in the Property Tax Division.

The Subcommittee increased Other Funds expenditure limitation by \$244,058 for services and supplies in the Marijuana Program. Of the increase, \$200,000 is for a remodel of the cash transaction space in the Salem headquarters building. This will bring the total estimated project

costs to \$1.33 million, of which \$1 million will be funded during the 2017-19 biennium. This is a one-time expense. The remaining \$44,058 is for services and supplies approved by the Emergency Board in May of 2016.

### **Oregon Advocacy Commissions Office**

To restore a reduction in services and supplies included in the budget bill for the Oregon Advocacy Commissions Office (SB 5501), the Subcommittee approved \$17,000 General Fund.

### **State Library**

The Subcommittee approved a \$197,488 General Fund appropriation to restore a reduction to the Ready to Read Grant program included in the budget bill for the State Library (HB 5018). The Ready to Read Grant program provides grants to public libraries for early literacy services and summer reading programs.

### **State Treasurer**

For the Oregon Retirement Savings Board, the Subcommittee increased General Fund by \$1,056,224 and established three permanent full-time positions (2.84 FTE) for additional implementation work. The positions are: one permanent full-time Operations and Policy Analyst 4 to serve as a Public Engagement Manager (1.00 FTE); one permanent full-time Operations and Policy Analyst 3 to serve as a Compliance Manager (0.92 FTE); and one permanent full-time Executive Support Special 1 (0.92 FTE). The Subcommittee abolished one permanent part-time Program Analyst 1 position, a long-term vacant position (-0.50 FTE). A General Fund appropriation is required to fund the Board's operating expenses until the Retirement Savings Plan Administrative Fund has sufficient revenue to support the Board. General Fund expenditures are to be repaid with future administrative fees.

## **CONSUMER AND BUSINESS SERVICES**

### **Department of Consumer and Business Services**

The Subcommittee approved an increase in Other Funds expenditure limitation of \$154,056 for the Department of Consumer and Business Services (DCBS), Division of Financial Regulation and authorized the establishment of a limited duration Operation and Policy Analyst 3 position (0.88 FTE). This position will support work required by the passage of HB 2391, which requires DCBS to establish a reinsurance program for individual and group health insurance policies. The position will assist existing staff at the agency with the additional rulemaking process required to establish the reinsurance program and with the application to the US Department of Health and Human Services for a 1332 waiver to implement the Oregon Reinsurance Program.

The Subcommittee approved an increase in Other Funds expenditure limitation of \$1,748,149 for the DCBS Building Codes Division and the establishment of 10 positions (8.80 FTE). Three of the positions, two Operations and Policy Analyst 3 and a Professional Engineer 2, are for building code development. These positions will provide policy and technical research, analysis, and subject matter expertise related to developing statewide standards, and provide support on special projects related to statewide consistency and uniformity within the building

code. Two Administrative Specialist 2 positions will support analysts, engineers, and subject matter experts in the process of statewide code development, and facilitate and coordinate on special projects, permit services, and project tracking. Two Plans Examiner 2 positions will provide technical expertise and support to special projects, by reviewing plans and specifications for those projects and providing additional support to operational programs in the Pendleton and Coos Bay field offices. One Structural and Mechanical Inspector, a Plumbing Inspector, and one Electrical Inspector will provide field support for site-built construction in the Pendleton and Coos Bay field offices.

### **Bureau of Labor and Industries**

General Fund in the amount of \$413,787 is added to the budget of the Bureau of Labor and Industries for anticipated investigatory and enforcement provisions related to the passage of SB 828. The funding supports a permanent Civil Rights Field Representative (0.75 FTE), and a Permanent Compliance Specialist (0.75 FTE). In addition, funding to support a limited duration Training and Development Specialist 2 position (1.00 FTE) is also included; this position will develop notice materials for posting in the work place, and provide employer training opportunities on the new requirements.

## **ECONOMIC AND COMMUNITY DEVELOPMENT**

### **Oregon Business Development Department**

The Subcommittee established a one-time \$1,650,000 General Fund appropriation for the Arts Commission to distribute grants to the following cultural institutions in the following amounts:

- APANO Cultural Center - \$300,000
- Benton County Historical Society & Museum - Corvallis Museum - \$500,000
- Cottage Theatre Expansion - \$125,000
- High Desert Museum - By Hand Through Memory Exhibit - \$125,000
- Liberty Theatre Foundation - Theatre Restoration in La Grande - \$200,000
- Oregon Coast Council for the Arts - Newport Performing Arts Center - \$300,000
- Portland Institute of Contemporary Art - Capital Campaign NE Hancock \$100,000

The Subcommittee established a one-time \$2,000,000 General Fund appropriation for a grant to the Crescent Sanitary District to support a sewer system/wastewater treatment facility project. To supplement support for the Regional Accelerator Innovation Network (RAIN), the Subcommittee increased the one-time Lottery Funds expenditure limitation by \$500,000. With the expenditure increase in this bill, total support in the budget for RAIN will total \$1,000,000. The Subcommittee also established a one-time Other Funds expenditure limitation of \$3,000,000 to support operating and research expenses of the Oregon Manufacturing Innovation Center (OMIC). The source of these funds are moneys transferred from the Connect Oregon Fund in the Department of Transportation. With the expenditure increase in this bill, support in the Oregon Business Development Department budget for OMIC operations will total \$6.6 million of combined Lottery Funds and Other Funds expenditures.

The Subcommittee increased Other Funds expenditures for distribution of bond proceeds authorized in SB 5505 and SB 5530, and HB 2278 (2015 Session). These expenditures include expenditures for the following projects for the following amounts:

- Seismic Rehabilitation Grants - \$120 million total, including \$100 million for school facilities and \$20 million for emergency services facilities.
- Port of Coos Bay - Channel Deepening Project - \$15,000,000
- Oregon Manufacturing Innovation Center Roads - \$3,390,000
- City of Sweet Home - Wastewater Treatment Plant Upgrade - \$2,000,000
- Crescent Sanitary District Sewer System - \$3,000,000
- Portland Art Museum 0 Connection Campaign - \$1,000,000
- Eugene Ballet Company - Midtown Arts Center - \$700,000
- Friends of the Oregon Caves & Chateau - Balcony Restoration Project - \$750,000
- Regional Solutions - \$1

Regarding Regional Solutions, SB 5530 authorizes \$4 million of lottery bond proceeds for the Regional Infrastructure Fund for Regional Solutions projects. After the Department presents a funding request with identified Regional Solutions projects, the Legislature or Emergency Board will increase the Other Funds expenditure limitation to allow funding of the approved projects. The expenditure limitation applies solely to lottery bond proceeds received in the 2017-19 biennium. Proceeds from previously issued bonds that have been transferred to the Regional Infrastructure Fund, and any earnings in the Fund, are not subject to the \$1 expenditure limitation.

The Subcommittee also increased Nonlimited Other Funds expenditures by \$30 million for distribution of lottery bond proceeds authorized for the Special Public Works Fund. The \$30 million include \$20 million for adding capital to the base Fund, and \$10 million restricted to levee projects.

Other Funds expenditures are increased by a total of \$2,746,249 to pay costs of issuing the general obligation and lottery revenue bonds authorized for the above projects. Proceeds of bonds are used to finance these costs.

Finally, the General Fund appropriation for debt service is increased by \$2,836,985 to pay 2017-19 biennium debt service costs for approved Seismic Rehabilitation Grant bonds. This supports debt service costs for \$25 million of seismic school bonds, and \$10 million of seismic emergency services facility bonds, issued in spring 2018. The remaining seismic bonds, and all lottery bonds authorized for projects in this budget, will be issued in spring 2019, and related debt service will not be paid until the 2019-21 biennium.



## **Housing and Community Services Department**

The Housing and Community Services Department budget is adjusted by the Subcommittee as follows:

Local Innovation and Fast Track (LIFT) housing program - Other Funds expenditure limitation is increased by \$1,090,000 attributable to the cost of issuance for \$80 million in Article XI-Q Bonds for affordable housing development; the housing developed with the bonds will be targeted to low income individuals and families. It is assumed that this investment will result in an additional 1,200 - 1,500 units of new housing, depending on economic factors and the extent to which the program is modified (specifically, to include single family home ownership). Expenditure limitation for a period of six years for the project amount (\$80 million) is in SB 5506. Administration of the \$80 million in additional bond proceeds drives the need for additional expenditure limitation and General Fund support in the 2017-19 biennium, as follows: Two limited duration Loan Specialist positions (0.75 FTE) and two permanent Compliance Specialist positions (1.00 FTE) are authorized to add appropriate underwriting and project monitoring for affordable housing units developed through the LIFT housing program, as authorized by the 2017 Legislative Assembly. The compliance specialist positions are funded through fees charged to the projects, while the loan specialists are supported by General Fund. Finally, General Fund of \$3.4 million is appropriated for debt service, assuming half of the total authorized amount (\$40 million) is issued in the spring of 2018.

Preservation of Affordable Housing - Other Funds expenditure limitation in the amount of \$25,395,235 is included to enable the Housing and Community Services Department (HCSD) to expend lottery bond proceeds for preservation of affordable housing. Of this amount, \$25 million is attributable to project costs, and \$395,235 is related to cost of issuance. Eligible projects for which these funds can be expended will be defined by HCSD and include activities such as: multi-family rental properties where at least 25% of the units are subsidized by a project-based rental assistance contract through the USDA Rural Development or the US Department of Housing and Urban Development; existing manufactured housing communities and affordable housing units to be acquired by a mission-based non-profit organization, resident cooperative, tenants' association, housing authority, or local government; existing multifamily projects with affordability restrictions in need of rehabilitation and contract renewal; and public housing projects undergoing a preservation transaction which involves a comprehensive recapitalization and which will secure ongoing rental subsidies.

Oregon Foreclosure Avoidance Program - General Fund of \$1.3 million is included for the program. This 2017-19 funding is intended to be the final installment for the program, with the expectation that HCSD will cease administration and payment reimbursement by June 30, 2019, or the time at which funds are fully expended, whichever comes first.

Emergency Housing Account and State Homeless Assistance Program - An additional \$13,200,000 General Fund is added to the Emergency Housing Account (EHA) program, and an additional \$6,800,000 General Fund is included for the State Homeless Assistance Program (SHAP). These are one-time enhancements that bring the total 2017-19 budget for EHA to \$27,893,832 (a 93% increase over the 2015-17 legislatively approved budget) and SHAP to \$12,226,228 (a 129% increase over the 2015-17 legislatively approved budget).

Oregon Commission for Voluntary Action and Service - Federal Funds expenditure limitation is reduced by \$7.1 million and one position (1.00 FTE) to reflect funding associated with transfer of administration of the Commission from HCSD to the Office of the Governor. The statutory changes to accomplish the transfer of the program are included in HB 3470.

Measure 96 Lottery Funds Allocation - Lottery Funds expenditure limitation, attributable to the 2016 passage of Measure 96, in the amount of \$350,000 is added for emergency housing assistance to veterans, as provided through the Emergency Housing Account program. The funds are allocated to the Department in SB 140. A budget note in HB 5012 (the HCSD budget bill) directs HCSD and the Department of Veterans' Affairs to report back to the Joint Committee on Ways and Means in February 2018 with advice on strategic investments of available funds that will result in long-term housing stability for veterans.

### **Oregon Department of Veterans' Affairs**

The Subcommittee approved increasing Other Funds expenditure limitation by \$310,000 for costs of issuance on Article XI-Q general obligation bonds authorized in SB 5505 for a parking lot at the Lebanon Veterans' Home, an educational and daycare facility at The Dalles Veterans' Home, and a new veterans' home in Roseburg. Costs of issuance will be paid with bond proceeds. Bonds are scheduled to be sold in spring 2019, with debt service of \$2.2 million General Fund in the 2019-21 biennium.

Due to the shortage of nurses and medical technicians in the City of Roseburg and Douglas County that would be required to staff the approved Veterans' Home, the Subcommittee adopted the following budget note:

#### **Budget Note:**

The Oregon Department of Veterans' Affairs, in collaboration with the Oregon Health Authority and the Oregon State Board of Nursing, is directed to convene a rural medical training facilities workgroup that will investigate issues related to alleviating a shortage of skilled and experienced nurses and medical technicians in the City of Roseburg and in Douglas County. Representatives from the City of Roseburg, Douglas County, local hospital or medical facilities, including the Roseburg VA Medical Center, and local medical practitioners with experience in training nursing and medical technician students should be included in the workgroup membership. The workgroup should consider issues related to establishing a medical training facility in partnership with local academic programs and methods of reintegrating veterans who are transitioning out of military service into society through higher education and career training. The Department shall report the results of the workgroup and recommendations to the Legislature by September 15, 2018.

## **EDUCATION**

### **State School Fund**

The Subcommittee approved a decrease of \$30,372,945 General Fund and an increase of \$12,465,745 Lottery Funds for the State School Fund, which reflects the balancing of available Lottery Funds across the entire state budget. In addition, Other Funds expenditure limitation was

increased by \$17,907,200 to account for the total amount of Marijuana revenues dedicated to the State School Fund. Overall, the net change to the State School Fund is zero from the \$8.2 billion included in SB 5517, the State School Fund budget bill.

### **Department of Education**

The Subcommittee approved \$480,517 General Fund for debt service on Article XI-Q bonds sold for deferred maintenance projects at the Oregon School for the Deaf. The bond proceeds will be used to address long standing deferred maintenance issues including replacement or repair of roofs (\$2.5 million) and various improvements (\$1.8 million) to address accessibility issues at the facility necessary to comply with the Americans with Disabilities Act (ADA). For the sale of Article XI-P bonds for the Oregon School Capital Improvement Matching program, \$100 million Other Funds expenditure limitation is included. The XI-P bonds will be sold later in the biennium, so no debt service is required. For both the sale of XI-Q bonds for the Oregon School for the Deaf and the Article XI-P bonds for school district facilities, an increase of \$1,052,442 in Other Funds expenditure limitation is included for the issuance costs of the bonds.

An Other Funds expenditure limitation of \$170.0 million is included for payments to school districts under Ballot Measure 98. A \$170 million General Fund appropriation was made in SB 5516, the budget bill for the Oregon Department of Education, but payments out of the new High School Graduation and College and Career Readiness Fund must be budgeted as an Other Funds expenditure under the language of Ballot Measure 98 and for accounting practices.

### **Higher Education Coordinating Commission**

The Subcommittee approved an increase of \$6,831,534 in Other Funds expenditure limitation for the Higher Education Coordinating Commission (HECC) for the issuance costs of general obligation bonds sold for public universities and community colleges. These include both Article XI-G and XI-Q bonds for the seven public universities and Article XI-G bonds for community colleges.

A General Fund appropriation of \$1.2 million was approved for a one-time grant to Eastern Oregon University for the construction of a new dedicated technology infrastructure equipment facility. This facility will be the campus hub for communications and network infrastructure. Also approved was \$490,000 General Fund for a one-time grant to Oregon State University for the renovation of the Graduate and Research Center at the Cascades Campus in Bend. This will create office space for teaching and research at the campus as it offers new programs and courses.

An additional \$5.3 million General Fund was approved for the Oregon Promise program which provides financial assistance to recent high school graduates with tuition waivers or subsidies at a community college. The increase, along with \$34.7 million General Fund included in the HECC budget bill (SB 5524), brings 2017-19 funding for this program to \$40 million General Fund. At this funding level, the Commission will need to implement policies limiting participation, including restricting program eligibility based on Earned Family Contribution. The intent is to “grandfather” in the first year’s students who started in the program during the 2016-17 academic year under the former requirements and implement any changes for those students who start during or after the fall quarter of the 2017-18 academic year. SB 1032 will include authority for HECC to limit the number of Oregon Promise participants by setting a maximum Earned Family Contribution for program eligibility.

The Subcommittee also approved a budget note related to community colleges:

**Budget Note:**

The Higher Education Coordinating Commission shall convene a workgroup to develop recommendations for enabling community colleges to offer an associate's degree that is completed in coordination with credits earned in registered apprenticeship or training programs that are at least four years long. The commission shall report their findings and recommendations to the appropriate legislative interim committee.

For College Possible, the Subcommittee approved a one-time \$350,000 General Fund appropriation to HECC for a one-time grant to the organization. This program provides mentoring, coaching, and other assistance to low income students to encourage them to go to college and help them apply for college and financial aid.

One-time funding for two Agricultural Experiment Station positions are added in this bill. One is located at the Hermiston Agricultural Research and Extension Center for potato research and one is at the North Willamette Research and Extension Center. The costs are \$260,000 and \$120,000 General Fund, respectively. Funding for the Renewable Energy Center at the Oregon Institute of Technology was approved in the amount of \$500,000 General Fund.

The Subcommittee approved one-time funding for two projects through Oregon State University resulting, in part, from the work of the Oregon Shellfish Task Force. The first is \$570,000 General Fund for the Molluscan Broodstock program at the Hatfield Marine Science Center in conjunction with the Whiskey Creek Shellfish Hatchery. The second project is \$280,000 General Fund for monitoring the effects of ocean acidification and conducting ocean acidification research at the Whiskey Creek Shellfish Hatchery.

**HUMAN SERVICES**

**Oregon Health Authority**

HB 5006 includes \$10,000,000 General Fund for costs related to treating Hepatitis C - Stage 2 for members of the Oregon Health Plan (OHP). Coverage is already included for Stages 3 and 4. It is estimated that roughly 3,200 OHP members have Hepatitis C at Stage 2, and if all these members pursue treatment, the 2017-19 estimated cost is about \$21.6 million General Fund. The agency will include data on current treatment patterns and costs in its first 2017-19 rebalance, and may need to request additional funding during the 2018 legislative session. A portion of this funding is expected to be one-time, as the existing OHP population is treated and only new cases will need treatment in the following biennium.

The Subcommittee approved \$200,000 General Fund for providing fresh Oregon-grown fruits, vegetables, and cut herbs from farmers' markets and roadside stands to eligible low-income seniors under the Senior Farm Direct Nutrition Program. Another \$1,000,000 General Fund was

added for the same purpose for eligible individuals through the Women, Infants and Children Program. Both program enhancements are one-time.

Additional one-time Tobacco Master Settlement Agreement (TMSA) resources of \$63,250,000 are available because of a series of legal settlements. Other Funds expenditure limitation is increased for OHP by \$63,250,000, and General Fund is reduced by a like amount. Other TMSA resources in the OHP budget include funding that had previously been used for tobacco prevention and cessation programs. The Subcommittee approved the following budget note:

**Budget Note:**

The Oregon Health Authority, in collaboration with the Tobacco Reduction Advisory Committee, shall make recommendations to the Public Health Advisory Board on reductions to the Tobacco Prevention and Education Program, based on the loss of Tobacco Master Settlement Agreement (TMSA) funding, that reflects best practices for tobacco control, to minimize programmatic disruption. The Oregon Health Authority shall report to the Legislature the impact of the loss of TMSA funding to tobacco prevention in Oregon, across state and local programs, health communications, tobacco cessation, and data and evaluation.

In order to balance to the final revenue forecast, an additional \$375,000 of recreational marijuana proceeds are expected to be distributed to the Oregon Health Authority (OHA) for alcohol and drug prevention and treatment programs. Other Funds expenditure limitation is increased by \$375,000 and General Fund is reduced by that same amount.

HB 5006 reduces General Fund by \$401,413 for the Oregon State Hospital, and reduces one FTE. SB 65 consolidates all persons found guilty except for insanity of a felony and committed to the Oregon State Hospital, under the jurisdiction of the Psychiatric Security Review Board. As a result, the State Hospital Review Panel (SHRP) will no longer be needed after June 30, 2018. The Subcommittee approved \$3,226,060 General Fund for rural provider incentive programs. This is funding that was mistakenly taken out of the current service level at Governor's Budget.

HB 5006 increases General Fund by \$10,000 to make the necessary changes to the Medicaid Management Information System (MMIS) to ensure that children who are placed in substitute care are enrolled in a coordinated care organization (CCO). This would apply to children in the legal custody of the Department of Human Services, and eligible for medical assistance. The new MMIS coding would allow a child who changes placement to remain in the original CCO until the transition of the child's care to another CCO has been completed.

The bill includes \$196,111 Other Funds expenditure limitation and one position (0.75 FTE) to implement HB 3440, which will open up the Prescription Drug Monitoring Program to out-of-state practitioners. This will create additional workload as the program will need to implement and manage a process of auditing out-of-state users' credentials and use of the system.

To support the ongoing DHS effort to develop and implement an integrated eligibility system, now called the ONE Integrated Eligibility and Medicaid Eligibility (ONE IE & ME), the Subcommittee approved \$322,233 General Fund, \$13,595,873 Other Funds expenditure limitation,

\$1,306,605 Federal Funds expenditure limitation, and 62 positions (51.71 FTE); 41 of the positions are limited duration. The 21 permanent positions are associated with a core need for legacy system integration, as well as system maintenance and operations.

**Department of Human Services**

The Subcommittee approved \$1,300,000 General Fund, on a one-time basis, to increase funding for the Oregon Hunger Response Fund, which is a 26.2% increase from the 2015-17 funding level. This additional support will help the Oregon Food Bank, through its 20 regional food banks, acquire and distribute a higher volume of food to over 950 local agencies.

Another adjustment in the Self Sufficiency program is a change to a budget reduction included in SB 5526, the primary budget bill for the Department of Human Services (DHS). Instead of a \$3.4 million General Fund reduction in the Temporary Assistance for Needy Families (TANF) program, which affected households with a Non-Needy Caretaker Relative, the Subcommittee decreased funding in the Employment Related Day Care program by \$3.4 million General Fund, which reduces the caseload by about 200 cases.

Regarding TANF, the DHS budget approved in SB 5526, assumes \$22.2 million in General Fund cost avoidance related to program restrictions that have been in place since the 2009-11 biennium; this requires statutory date changes that are included in HB 3470. In addition, \$60.0 million General Fund in TANF program caseload savings was used to help balance the agency-wide budget. These savings were due to the projected 2017-19 caseload decreasing by more than 3,000 families between the fall 2016 and spring 2017 caseload forecasts. The Subcommittee noted that, ideally, TANF savings would be retained within the TANF program to help improve services to families and client outcomes. To help institute this practice, the Subcommittee approved the budget note set out below.

**Budget Note:**

During the 2017-19 biennium, after each biannual caseload forecast, the Department of Human Services is directed to calculate any General Fund or Federal Funds savings resulting from a decrease in the TANF caseload below the level assumed in the 2017-19 legislatively adopted budget. As part of its first rebalance report to or request of the Legislature following that calculation, the agency will present a proposal for directing any savings to either increase the TANF grant amount or invest in the JOBS program.

For the Intellectual and Developmental Disabilities (IDD) program, the Subcommittee discussed the need to ensure individuals with IDD receive information about all service setting options. Accordingly, DHS is directed to present to all adults with IDD the option to receive in-home services as described in ORS 427.101(3)b. The Subcommittee also approved the following budget note related to IDD group homes:

**Budget Note:**

The Department of Human Services will convene a workgroup to review rules and statutes regarding substantiated abuse findings, fines, and enforcement for Intellectual and Developmental Disability (IDD) group homes. The workgroup shall include representation from IDD providers, clients served in the IDD system, employees working in IDD group homes, and other stakeholders. The workgroup shall report

their findings and recommended statutory changes to the appropriate legislative interim policy committees no later than February 1, 2018. The workgroup shall discuss and report on:

- Recommendations for rule or statutory changes to abuse definitions and substantiated abuse findings.
- A review of current enforcement statutes and recommended changes that result in consistent applications of fines across the IDD group home system.
- Recommendations for mandatory minimum fines for substantiated abuse.

The Subcommittee approved funding for the continued development and implementation of an integrated eligibility system, now called the ONE Integrated Eligibility and Medicaid Eligibility (ONE IE & ME) project. This effort will integrate eligibility determinations for DHS programs; Non-MAGI Medicaid, Supplemental Nutrition Assistance Program (SNAP), Temporary Assistance for Needy Families (TANF), and Employment Related Day Care (ERDC); into the OregonONEligibility (ONE) system used by OHA.

While a 2017-19 funding request was always expected, the 2017-19 cost estimate for the project has increased over the budget development timeframe; the current project estimate and approved amount for 2017-19 is \$203,272,716 total funds. (The former estimate for 2017-19 spending was \$132.0 million total funds). This budget includes: state staff costs of \$42.3 million; \$128.2 million for contracted information technology services; \$21.0 million for software costs and hosting charges; \$2.2 million for training; and \$9.5 million for debt service. Cost allocation, contingencies, legacy system integration work, and payments to OHA for its project work are accounted for in these estimates. The state staffing component consists of 113 positions (74.33 FTE) and primarily supports business analytics and training activities; 88 positions (50.83 FTE) are limited duration.

The bulk of the project budget, at \$146.3 million or 72% of 2017-19 costs, is supported by Federal Funds; this is due to enhanced federal funding for the project. Some of that higher match expires on December 31, 2018, but the Medicaid portion at a 90% federal/10% state share does not have a set end date. The current project timeline and updated budget estimates account for these match rates. General Fund supports \$11.5 million of project costs and debt service; the bulk of the state share will be covered by \$45.0 million in proceeds from Article XI-Q bonds.

In SB 5505, the Joint Ways and Means Subcommittee on Capital Construction approved \$34,045,000 Article XI-Q bonds to finance \$33,523,000 of project costs and \$522,000 for costs of issuing the bonds. The Subcommittee also approved additional funding of \$11,477,000 for this project through the repurposing of bond proceeds originally issued for the Oregon Military Department (OMD).

The Joint Legislative Committee on Information Management and Technology (JLCIMT) reviewed the project on May 25, 2017, and recommended incremental, conditional approval of the project and set out detailed next steps in its recommendation, which was adopted. In addition to completion of 26 specific actions, the recommendation requires a minimum of two progress reports to JLCIMT; one in September 2017 and another in February 2018. The agency will also work closely with and regularly report project status to the Office of the State Chief Information Officer (OSCIO) and the Legislative Fiscal Office (LFO) throughout the project's lifecycle. It is likely additional formal reporting may

be required by JCLIMT or interim budget committees, depending on agency progress and any need to address project or budget issues flagged by LFO or OSCIO. The Subcommittee approved the project with the understanding that the funding will be unscheduled until LFO and the Chief Financial Office of the Department of Administrative Services approve rescheduling; agency compliance with the JLCIMT recommendations will be key to making funding available.

Since this project will result in eligibility determinations for multiple programs in both OHA and DHS being done through one system, to perform these determinations most efficiently, eligibility functions (responsibility for the work and staffing) from both agencies will be centralized at DHS. The following budget note was approved by the Subcommittee:

**Budget Note:**

The Department of Human Services and the Oregon Health Authority are currently planning to centralize eligibility processing at DHS in the fall of 2017. DHS has begun an assessment of current processes and will need 9-12 months to complete a comprehensive assessment and business plan that meets Medicaid requirements. DHS will report to the Interim Joint Committee on Ways and Means by June 30, 2018, and will include in its report a plan to increase jobs in rural Oregon including the option of outsourcing, in order to provide the highest quality, most efficient and cost effective Medicaid enrollment services to Oregonians.

**JUDICIAL BRANCH**

**Judicial Department**

The Subcommittee increased General Fund for the Judicial Department by \$600,000, and established four full-time positions (2.00 FTE) for additional workloads associated with an increased number of preliminary hearings anticipated as a result of SB 505. SB 505 requires grand jury proceeding to be recorded. A special purpose appropriation in SB 505 to the Emergency Board for additional costs associated with the measure was reduced by the same amount.

The Subcommittee also established a \$1,200,000 General Fund appropriation to provide a grant to Clackamas County for planning costs associated with a project to replace the county's courthouse. The county must spend at least an equal amount of matching funds for planning costs. The provision of this support does not establish a commitment or expectation for any additional state support for the capital project.

The Subcommittee added Other Funds expenditures to the budget associated with the authorization, in SB 5505, of Article XI-Q bonds for grants and capital construction projects. This limitation will allow the Judicial Department to provide grants to counties for courthouse capital construction projects through the Oregon Courthouse Capital Construction and Improvement Fund (OCCCIF), and pay costs associated with issuing the bonds for both the OCCCIF grants, and for capital construction projects approved in SB 5506. A \$195.2 million Other Funds limitation is established for the OCCCIF, for transfer of \$97.6 million of Article XI-Q proceeds, and an equal amount of county matching funds, for the following two county courthouse replacement projects:



- Multnomah County Courthouse - \$185.2 million (including \$92.6 million of bond proceeds) for the Multnomah County Courthouse replacement project. The funds will permit the county to complete construction of the courthouse project. With these moneys, the state will have provided a total of \$125 million of bond proceeds for the project over a three-biennium period.
- Lane County Courthouse - \$10 million (including \$5 million of bond proceeds) for the Lane County Courthouse replacement project. These funds will provide support for planning and development of the project. With these moneys, the state will have provided a total of \$6.4 million of bond proceeds for the project over a two-biennium period. The provision of this support does not establish a commitment or expectation for any additional state support for the capital project.

Other Funds expenditures were increased by \$1,235,000 for costs of issuing Article XI-Q bonds for the OCCIF-supported projects, and for two capital construction projects approved in SB 5506. Proceeds of bonds are used to finance these costs.

Finally, the Subcommittee established a distinct Other Funds expenditure limitation for the State Court Technology Fund (SCTF), and transferred \$17,942,354 from the Operations expenditure limitation to the newly established SCTF expenditure limitation. The SCTF receives revenues from court filing fees, charges for technology services, and the Criminal Fine Account, and its use is restricted to providing support state court electronic systems.

#### **Public Defense Services Commission**

The Subcommittee approved a \$1,800,000 increase in General Fund for the Professional Services Account. This appropriation brings total General Fund support for the program to the current service level. The Professional Services Account finances the costs of all trial-level and certain appellate-level public defense services.

### **LEGISLATIVE BRANCH**

#### **Legislative Administration Committee**

General Fund of \$5,145,277 for Legislative Administration was approved by the Subcommittee for security enhancements to the Oregon State Capitol. The increased funds include: \$20,000 for a mass communication system, \$528,000 for third party monitoring services, and \$4,597,277 for security cameras and networks, independent distribution facility (network closet) upgrade, safety film installation, garage gate replacement, and other security needs.

The Subcommittee also approved \$906,053 General Fund for debt service on Article XI-Q bonds sold for the Capitol Accessibility, Maintenance, and Safety project. Bonds are scheduled to be sold in spring 2018. In addition, Other Funds expenditure limitation was increased by \$239,358 for costs of issuance on the bonds, which will be paid with bond proceeds.

## **NATURAL RESOURCES**

### **Department of Agriculture**

In the Agricultural Development and Marketing program, the Subcommittee reduced General Fund by \$250,000 due to elimination of a marketing position. This action eliminates one of three permanent full-time positions added to the program during the 2011-13 biennium to increase economic activity in the agriculture sector.

### **Columbia River Gorge Commission**

The Subcommittee added \$24,081 General Fund to the Columbia River Gorge Commission budget to match the amount provided by the State of Washington as required by interstate compact; \$14,686 of the increase is provided for the Joint Expenses Program and the remaining \$9,395 is for Commissioner Expenses.

### **Department of Environmental Quality**

The Subcommittee approved a \$500,000 one-time General Fund appropriation to complete an inventory of non-road diesel engines with the expectation that DEQ would use a third-party contractor to conduct a state-wide and multi-sector inventory of non-road diesel engines currently in use by private and public fleets for the purposes of informing and refining air quality models. This inventory is expected to be completed no later than May 1, 2019. To ensure the survey results are representative of the statewide inventory, data collection shall be conducted using a mix of sampling techniques, including, but not limited to whole fleet inventories (census style counts), representative sampling of fleets by fleet-size, and industry surveying. Results and assumptions should be verified using existing relevant and complementary data, such as fuel use and business asset data collected by county tax assessors. The Department is to consult with interested stakeholders during various phases of the inventory work including, but not limited to, prior to releasing the inventory request-for-proposal and upon the development of preliminary results. The Department shall make the results of this inventory available to interested stakeholders but only in aggregate form.

### **Department of Fish and Wildlife**

The Subcommittee approved three General Fund increases for the Department of Fish and Wildlife (ODFW) totaling \$1,325,000 for several program changes. First, \$425,000 General Fund was added to fund a permanent Natural Resources Specialist 5 position to serve as the Department's Sage Grouse Mitigation Program Coordinator. Approximately \$175,000 of the \$425,000 is for professional services contracts to assist in implementation of the sage grouse mitigation program. Next, \$250,000 General Fund was added to restore and make permanent two positions (1.67 FTE) to work on the Integrated Water Resources Strategy involving water flows necessary to maintain fish habitat and in-stream water rights consultations. In addition, it is expected that the positions would also examine the need for a sediment study of the lower Rogue River. Finally, \$650,000 General Fund was added to restore three of the five permanent full-time positions eliminated from the Western Oregon Stream Program as part of the General Fund reductions taken in HB 5018, the ODFW budget bill. The three positions that were restored work in Clackamas, Roseburg, and Tillamook. Along with the funding for position costs, \$40,839 was added for services and supplies.

The Subcommittee also established a one-time Other Funds expenditure limitation of \$215,000 for the cost of issuance of Article XI-Q General Obligation bonds approved in SB 5505 for repairs and capital improvements at ODFW facilities.

### **Department of Forestry**

The Subcommittee approved a \$57,568 increase in the General Fund appropriation made to the Oregon Department of Forestry (ODF) for the payment of debt service on General Obligation bonds issued for the replacement of a shared facility at Toledo. The Subcommittee also approved an increase in Other Funds expenditure limitation of \$1,114,991 to accommodate the payment of \$79,991 for debt service and \$50,000 in bond issuance costs related to bonds issued for the Toledo facility; the remaining \$985,000 is for the cost of issuance of Certificates of Participation related to the Elliott State Forest.

In addition, the Subcommittee approved the establishment of an Other Funds expenditure limitation for ODF, in the amount of \$100 million, for the payment, from the net proceeds from the sale of Certificates of Participation, of monies to finance the release of all or a portion of the Elliott forest from restrictions resulting from ownership of that forest by the Common School Fund, or to compensate the Common School Fund for the preservation of non-economic benefits of the forest through the imposition, transfer, or sale of restrictions such as easements, use requirements or restrictions, or other methods that preserve non-economic benefits of the forest for the public such as recreation, aesthetics, wildlife or habitat preservation, or other environmental and quality of life considerations.

For the initial work required for the development of a federal Habitat Conservation Plan (HCP), the Subcommittee approved a \$300,000 increase in Other Funds expenditure limitation pursuant to an agreement with the Department of State Lands for the development of the plan. ODF will use this funding to establish four limited duration positions (3.50 FTE) including a project leader, a HCP coordinator, a threatened and endangered species coordinator, and a data manager/analyst to work with federal agencies to develop a Request for Proposal to complete all the technical work needed for completing the HCP. The Department is also expected to apply for a federal grant to help with the cost of developing the Environmental Impact Statement required for completion of the HCP. It is anticipated that the agency will seek additional expenditure limitation once the remaining project costs are better known.

### **Land Use Board of Appeals**

For the Land Use Board of Appeals, the Subcommittee added \$11,650 General Fund to reclassify a position from Executive Support Specialist I to Executive Support Specialist II.

### **Department of Parks and Recreation**

The Subcommittee approved an increase in the Other Funds expenditure limitation for the Oregon Department of Parks and Recreation of \$5,111,682 for the expenditure of lottery bond proceeds for the Oregon Main Street Revitalization program. The funding will be used to provide competitive grants to organizations participating in the Oregon Main Street Network. The program focuses on projects that acquire, rehabilitate, and construct buildings on properties in designated downtown areas and facilitate community revitalization leading to additional private

investment, job creation or retention, expansion or establishment of viable businesses, or creating a stronger tax base. The expenditure limitation increase includes \$111,682 for bond issuance costs.

### **Department of State Lands**

For work related to the Elliott State Forest, the Subcommittee established an Other Funds expenditure limitation of \$3,985,377 and the establishment of a Project Manager 3 position (1.0 FTE). Specifically, \$1,608,930 of the total is for paying costs associated with a custodial forest management contract for the Elliott State Forest. Under the contract, the manager will be responsible for four primary tasks: maintaining road systems for safe public access and fire protection activities; ensuring compliance with all applicable laws; conducting reforestation activities to comply with Oregon's Forest Practices Act; and providing general forest management and oversight. The manager will be the first point of contact for any questions; responsible for identifying problems specific to the property and coordinating with local officials and DSL as necessary; and manage access to the property and coordinate proper disposal of trash and removal of abandoned property.

Other components include \$608,000 for estimated cost of fire patrol assessments to be paid to the Oregon Department of Forestry (ODF) for wildfire protection, \$268,447 for a Project Manager 3 position (1.00 FTE) that will provide general coordination for the Elliott Forest as well as providing project management for the Portland Harbor Superfund Site and Goble cleanup site. Also included is \$1,500,000 for development of a federal Habitat Conservation Plan (HCP) and an Environmental Impact Statement (EIS). The HCP development will be via an agreement with ODF; that agency will lead the collaborative work with other state, federal, and private entities. The initial ODF work is anticipated to cost \$300,000, the remaining \$1,200,000 is to be administratively unscheduled until a better estimate of the total cost to develop the HCP and EIS can be established. ODF anticipates that it will apply for federal grant funding for at least a portion of the cost to develop the EIS.

The Subcommittee approved \$5,000,000 General Fund for the Department of State Lands to deposit into the Portland Harbor Cleanup Fund established in SB 5530; after deposit (payment), the money is available to be spent as Other Funds. In SB 5530, \$3,000,000 in lottery bond proceeds is also allocated for deposit into the Cleanup Fund. To spend the \$8,000,000 total subsequently available, a new \$8,000,000 Other Funds expenditure limitation is established. To pay costs associated with the issuance of the lottery bonds, the Subcommittee approved an increase in Other Funds expenditure limitation of \$57,587.

Monies in the Cleanup Fund are for the coordination and participation in any contracts or agreements relating to or arising out of the Portland Harbor Superfund Site that may include investigation of baseline conditions, investigation of key sediment sites, potential infrastructure needs related to contaminated sediments, development and administration of a comprehensive data management system for the site, satisfaction of obligations under any settlement or administrative order, work required by the United States Environmental Protection Agency in connection with the site, and other activities directly related to minimizing the state's liability for costs related to the Portland Harbor Superfund Site.

### **Water Resources Department**

The Subcommittee approved a General Fund appropriation of \$333,677 for the Water Resources Department (WRD) to fund two Assistant Watermaster positions and an Office Specialist position in Umatilla County, in the Pendleton and Milton-Freewater offices. The former Umatilla

County positions were authorized in the agency's primary budget bill (SB 5542) using Other Funds expenditure limitation of \$433,677. This action assumed Umatilla County would be covering the cost of the positions via contract with WRD. However, available county resources are projected to be able to provide only \$100,000 of this amount, so General Fund will cover the remaining cost. To complete the fundshift, the Subcommittee also approved a \$333,677 reduction in Other Funds expenditure limitation.

To support pilot programs in several locations throughout the state, the Subcommittee approved an increase of \$203,870 General Fund and the establishment of a limited duration, Natural Resource Specialist 4 position (1.00 FTE). The Department was allocated \$750,000 in lottery bond proceeds during the 2015-17 biennium to make grants and provide technical assistance to local governments to establish place-based water resource planning pilot programs. Of that grant funding, \$600,000 is carried forward into the 2017-19 biennium; \$56,000 of that amount remains unobligated. The position authorized by the Subcommittee is a continuation of the limited duration position that was established in the prior biennium to assist in the administration of the program and the distribution of the grant funding.

The Subcommittee approved an increase of \$1,547,235 Other Funds expenditure limitation for making grants, loans, or providing technical assistance for feasibility studies, and for the payment of bond issuance costs from lottery bond sale proceeds deposited into the Water Conservation, Reuse, and Storage Investment Fund. Of the amount allocated to the Fund, \$47,235 is for the payment of bond issuance costs.

For water supply projects, the Subcommittee approved a total increase of \$21,075,301 Other Funds expenditure limitation for making grants, loans, and paying the cost of bond issuance from lottery bond proceeds deposited into the Water Supply Development Fund established under section 3, chapter 784, Oregon Laws 2013. At \$15,000,000, the bulk of the additional limitation provided for the expenditure of net bond proceeds allocated to the fund is for Water Supply Development grants and loans to evaluate, plan, and develop in-stream and out-of-stream water development projects that repair or replace infrastructure to increase the efficiency of water use; provide new or expanded water storage; improve or alter operations of existing water storage facilities in connection with newly developed water; create new, expanded, improved, or altered water distribution, conveyance, or delivery systems in connection with newly developed water; allocate federally stored water; promote water reuse or conservation; provide streamflow protection or restoration; provide for water management or measurement in connection with newly developed water; and, determine seasonally varying flows in connection with newly developed water. To pay for bond issuance costs, \$375,301 Other Funds expenditure limitation is needed.

The remaining expenditure limitation approved by the Subcommittee is for three specific projects that, while comports to the other requirements of grants made from the Water Supply Development Fund, are not subject to any application process, public benefit scoring, or ranking. The projects and amounts are:

- City of Carlton, Panther Creek Reservoir sediment reduction and water storage capacity increase project - \$2,500,000
- City of Carlton, Finished water supply line loss reduction project - \$2,000,000
- Santiam Water Control District, Mill Creek Corporate Center irrigation conversion and efficiency project - \$1,200,000

## **PUBLIC SAFETY**

### **Department of Corrections**

To purchase two new transport buses to replace vehicles at the end of their service life, the Subcommittee approved a one-time appropriation of \$708,788 General Fund in the Department of Corrections' Operations Division.

The Subcommittee approved an increase in Other Funds expenditure limitation of \$721,466 for cost of issuance of \$39,215,000 in Article XI-Q bonds authorized in SB 5506 for the Department of Corrections' deferred maintenance program and for technology infrastructure upgrades. Bonds will be issued in May 2018 and in March 2019.

The agency's General Fund appropriation for debt service was increased by \$1,926,252 for new debt service estimated to be paid in 2017-19. Debt service for bonds issued in 2017-19 is estimated to be \$7,616,448 General Fund in 2019-21.

### **Oregon Department of Justice**

The Subcommittee approved \$16,573,792 Other Funds expenditure limitation for project costs, which is to be financed with \$16,267,633 of Article XI-Q bonds approved in SB 5505 and \$306,159 in bond proceeds that were authorized and issued during the 2015-17 biennium but remained unexpended. The Subcommittee also approved \$32,136,210 Federal Funds expenditure limitation and the establishment of 32 permanent full-time positions (23.81 FTE). This includes personal services of \$5.8 million and services and supplies of \$43.0 million. The amount for services and supplies includes \$35.8 million total funds of contractor payments for: project management, including organization change management services; implementation; independent quality assurance; and independent verification and validation.

Unless otherwise approved by the Legislature or the Emergency Board, the positions budgeted for the project are established as permanent full-time under the following conditions: (a) the positions will be abolished on or before the completion of the project; (b) the positions are to remain in the CSEAS program (i.e., CSEAS summary cross reference) and may not be transferred to any other program or used for any purpose other than the development of the CSEAS project; and (c) the positions may not be included in any permanent finance plan action.

Other Funds expenditure limitation of \$317,367 is included for the cost of issuance of the bonds. The Subcommittee appropriated \$3,391,920 in additional General Fund Debt Service to support repayment of Article XI-Q General Obligation bond proceeds approved in SB 5505.

The Subcommittee approved \$6,916,041 Other Funds expenditure limitation and 35 permanent full-time positions (30.80 FTE) for the Civil Enforcement Division - Child Advocacy Section to represent Child Welfare caseworkers in court and provide full access to legal representation, legal counsel, legal advice, litigation support, and training. The revenue to support this package was approved in SB 5526, the primary budget bill for the Department of Human Services (DHS). DHS will be billed by DOJ no more than \$6.9 million for the increase in juvenile dependency workload using DOJ's traditional fee-for-service billing model. DOJ will also provide DHS with a monthly billing summary of the legal work performed. DOJ has committed to tracking quality assurance measures, including outcome measures.

Statewide implementation will be through a three-phase approach across all 36 counties: Phase-I will be completed by January 1, 2018 for: Benton; Coos; Gilliam; Grant; Hood River; Josephine; Lane; Lincoln; Linn; Morrow; Polk; Sherman; Tillamook; Wasco; and Wheeler Counties. Phase-II will be completed by July 1, 2018 for: Columbia; Crook; Deschutes; Douglas; Harney; Jackson; Jefferson; Klamath, Lake; Malheur; Umatilla; and Yamhill counties. Phase-III will be completed by January 1, 2019 for: Baker; Clackamas; Clatsop; Curry; Marion; Multnomah; Union; Washington; and Willowa counties. The final implementation schedule, however, may change depending upon the needs of a specific county. Both DOJ and DHS will work collaboratively with county District Attorneys to ensure juvenile dependency cases are handled in a consistent and coordinated manner with as much continuity as possible throughout the legal proceedings.

This investment in legal services was, in part, the result of work completed by the Task Force on Legal Representation in Childhood Dependency, which was established by SB 222 (2015). While, due to limited General Fund resources, the Legislature was unable to fund most Task Force recommendations, the affected state agencies and legal partners are committed to continuing to work on system improvements. In recognition of this commitment, the Subcommittee approved the following budget note:

**Budget Note:**

The Department of Human Services, Department of Justice, Oregon Judicial Department, and Public Defense Services Commission shall work collaboratively, at both the state and local levels, to solicit input on, develop, and implement strategies to improve the effectiveness and efficiency of Oregon's juvenile dependency systems and to determine the appropriate level of legal services. Potential strategies should include standardizing forms, streamlining processes, conforming practices, and adopting administrative or court rules. The agencies are expected to identify and begin implementing strategies no later than July 1, 2018. Options for providing more effective and cost-efficient legal and other services should also be reviewed and analyzed. The agencies will submit a joint report on the progress of these efforts to the Interim Joint Committee on Ways and Means or the Emergency Board by October 2018. In addition, each agency shall include an update, in its budget presentation to the Joint Committee on Ways and Means during the 2019 session, on its specific roles, activities, strategies, and costs to improve the effectiveness and efficiency of Oregon's juvenile dependency system.

In addition, the Legislature, under separate legislation (HB 3470), extended the sunset on the provision authorizing DHS to appear as a party in a juvenile court proceeding without appearance of an Attorney General from June 30, 2018 to June 30, 2020 to accommodate the planned implementation schedule.

The Department of Administrative Services is directed to unschedule \$4.0 million of the General Fund in the DHS budget and \$4.0 million of the Other Funds expenditure limitation in the DOJ budget pending demonstration to the Legislative Fiscal Office that the work performed, billing, reporting, and communication between the agencies is consistent with the budget cap, implementation schedule, and service level expectations for the caseworker legal representation program.

For SB 243, the Subcommittee approved implementation costs of \$123,932 Other Funds and established one permanent part-time Assistant Attorney General position (0.38 FTE) in DOJ's Civil Enforcement Division. The Division provides services to train caseworkers and certifiers on the new legal standard of abuse, advises Department of Human Services (DHS) in the preparation and adoption of administrative rules, as well as child protective services investigations, confidentiality laws, and release of records. The Division also provides advice and legal representation to DHS in all administrative appeals of those investigations and related certification actions for certified foster homes. The revenue source to fund this expense is legal service charges billed to DHS. The roll-up costs are estimated to be \$89,084 Other Funds and one position (0.25 FTE) for the 2019-21 biennium.

The Subcommittee approved \$500,000 General Fund to support Community Assessment Centers, as a one-time increase, in order to provide child abuse medical assessments. The funding will be administered through the Oregon Department of Justice, Crime Victims Services Division, as pass through funds distributed to the statewide Community Assessment Centers network association, which will ensure equitable distribution.

To support the Oregon Crime Victims Law Center, the Subcommittee also appropriated \$175,000 General Fund as a one-time increase. This will bring total funding for the Law Center from the Department of Justice to \$554,559, including \$504,599 General Fund and \$50,000 Other Funds; the latter is from the renewal of a state grant funded from punitive damage awards.

#### **Oregon Military Department**

The Subcommittee approved an increase in Other Funds expenditure limitation of \$448,244 for cost of issuance of \$23,730,000 in Article XI-Q bonds authorized in SB 5506 for three Regional Armory Emergency Enhancement projects in Salem, Newport, and Coos Bay; an Armory Service Life Extension project at the Grants Pass armory; and to re-issue bonds for the Regional Training Institute and Youth Challenge capital construction projects in 2017-19. Bonds are planned to be issued in October 2017, and in March 2019.

The agency's General Fund appropriation for debt service was decreased by \$378,344 for debt service estimated to be paid in 2017-19 due to anticipated debt service savings. Debt service in 2019-21 for bonds issued in 2017-19 is estimated to be \$4,305,134 General Funds.

The Subcommittee approved a one-time appropriation of \$1,000,000 General Fund for construction of or repairs to the Oregon Military Museum at Camp Withycombe in Clackamas, Oregon.

To operationalize the provisions of HB 2687, the Subcommittee increased Other Funds expenditure limitation in the Oregon Military Department, Office of Emergency Management by \$5,000,000 to capitalize the Resiliency Grant Fund, and increased Other Funds expenditure limitation by \$70,000 to pay for the cost of bond issuance. Other Funds limitation is funded by the sale of Article XI-Q bonds authorized in SB 5506. The Subcommittee added \$181,178 General Fund and increased Federal Funds expenditure limitation by \$181,178 and approved two permanent positions (2.00 FTE) to administer the program and the grant-making process.



### **Department of Public Safety Standards and Training**

The Department of Public Safety Standards and Training's Federal Funds expenditure limitation was increased by \$469,566 to allow the expenditure of grant funds from the federal Assistance to Firefighters grant program on a new mobile fire training unit, to replace equipment at the end of its service life.

### **Oregon State Police**

The Subcommittee increased Other Funds expenditure limitation in the Patrol Division by \$2,521,711 to support the addition of six troopers and one sergeant (7.00 FTE) in the Capitol Mall Security Unit.

The Subcommittee approved \$6,230,000 General Fund and established twenty sworn positions (18.32 FTE) to increase highway patrol coverage statewide, and to provide additional drug enforcement detectives in central and southern Oregon counties.

### **Oregon Youth Authority**

To continue the installation of video monitoring systems to supplement the Oregon Youth Authority's sexual abuse prevention, detection, and response efforts for adherence to the US Prison Rape Elimination Act of 2003 (PREA), the Subcommittee approved a one-time appropriation of \$771,000 General Fund.

The Subcommittee approved an increase in Other Funds expenditure limitation of \$676,086 for cost of issuance of \$39,995,000 in Article XI-Q bonds authorized in SB 5506 to remodel five living unit cottages at the MacLaren Youth Correctional Facility, to remodel two dormitory spaces at the Rogue Valley Youth Correctional Facility, and to undertake deferred maintenance projects in 2017-19. Bonds are planned to be issued in May 2018 and in March 2019.

The agency's General Fund appropriation for debt service was increased by \$1,695,236 for new debt service estimated to be paid in 2017-19. Debt service for bonds issued in 2017-19 is estimated to be \$6,104,546 General Fund in 2019-21.

## **TRANSPORTATION**

### **Department of Transportation**

Other Funds expenditure limitation for the Oregon Department of Transportation (ODOT) for the 2017-19 biennium is decreased by \$406,813 as an adjustment to Central Services to account for the transfer of positions from ODOT to the Office of the State Chief Information Officer.

The Subcommittee approved an increase in Other Funds expenditure limitation in ODOT's Transportation Program Development section of \$30 million in lottery bond proceeds for ConnectOregon VII. In addition, the Other Funds expenditure limitation is increased by \$433,693 for cost of issuance expenses. There is no debt service in the 2017-19 biennium as the bonds will not be sold until the spring of 2019.

The Subcommittee approved an increase in Other Funds expenditure limitation in ODOT's Public Transit Program of \$5 million in lottery bond proceeds for the Lane Transit District's expansion of the EmX Bus Rapid Transit network. In addition, the limitation is increased by \$119,541 for cost of issuance expenses. There is no debt service in the 2017-19 biennium as the bonds will not be sold until the spring of 2019.

The Subcommittee approved an increase in Other Funds expenditure limitation in ODOT's Local Government Program of \$2 million in lottery bond proceeds for City of Portland SW Capitol Highway safety improvements. In addition, the Other Funds expenditure limitation is increased by \$50,587 for cost of issuance expenses. There is no debt service in the 2017-19 biennium as the bonds will not be sold until the spring of 2019.

### **Adjustments to 2015-17 Budgets**

#### **Commission on Judicial Fitness and Disability**

The Subcommittee increased the 2015-17 biennium General Fund appropriation for extraordinary expenses by \$35,000 to fund costs incurred for the investigation and prosecution of cases of judicial misconduct.

#### **Oregon Department of Transportation**

Other Funds expenditure limitation for the Oregon Department of Transportation for the 2015-17 biennium was increased by \$45.5 million for Highway Division programs for costs associated with winter storms, implementation of an ADA-related settlement agreement, and for increased project payout.

Federal Funds expenditure limitation for the Oregon Department of Transportation for the 2015-17 biennium was increased by \$8.1 million to complete commitments carried over from the 2013-15 biennium.

**FISCAL IMPACT OF PROPOSED LEGISLATION**

79th Oregon Legislative Assembly – 2017 Regular Session  
Legislative Fiscal Office

**Measure: HB 2017 - A**

*Only Impacts on Original or Engrossed Versions are Considered Official*

Prepared by: Nick Herrera  
Reviewed by: John Borden, Ken Rocco, Paul Siebert, Matt Stayner, Gregory Jolivet  
Date: 7/3/2017

**Measure Description:**

Requires Department of Transportation to study improving this state's transportation system.

**Government Unit(s) Affected:**

Business Development Department (Business Oregon), Cities, Counties, Department of Administrative Services (DAS), Department of Aviation, Department of Revenue(DOR), Housing and Community Services Department, Judicial Department, Legislative Assembly, Legislative Policy and Research Office (LPRO), Oregon Parks and Recreation Department (OPRD), Oregon State Treasurer, Oregon Travel Information Council [Semi-Privatized], Oregon Department of Transportation (ODOT), Employment Department, Department of Consumer and Business Services (DCBS), Department of Energy, Department of Environmental Quality (DEQ), Department of Geology and Mineral Industries (DOGAMI), Department of Land Conservation and Development, Oregon Department of Fish and Wildlife (ODFW), Oregon State Marine Board, Public Utility Commission (PUC)

**Summary of Expenditure Impact:** See Analysis

**Summary of Revenue Impact:** See Analysis

**Analysis:**

HB 2017-A implements a variety of initiatives for the transportation funding package of 2017. The bill contains several provisions that have a fiscal impact on the Oregon Department of Transportation (ODOT). The total fiscal impact to ODOT is much greater than this analysis reflects. However, the Legislative Fiscal Office recommends the authorization of the positions and expenditure limitations outlined in the table below, and is requesting that ODOT seek approval for any additional positions and expenditure limitation during the 2018 and 2019 legislative sessions. The bill includes the following:

- Makes various changes to the Oregon Transportation Commission (OTC). Directs the OTC to maintain a real property inventory of ODOT, to develop and maintain a comprehensive 20 year plan, creates the Continuous Improvement Advisory Committee, directs the OTC to develop a set of uniform standards for traffic infrastructure, and to develop a website to include project information.
- Establishes an internal auditor within ODOT.
- Makes permanent the Joint Committee on Transportation.
- Provides for new revenue from increased fees and taxes, and the creation of a payroll, privilege, and use tax. Distribution of new revenue is as follows:
  - For calendar years beginning on or after January 1, 2022, \$30 million for the I5 Rose Quarter Project.
  - \$10 million for Safe Routes to Schools

After these distributions, funds will be distributed as follows:

- 50% to ODOT
- 30% to Counties
- 20% to Cities

- Of the funds made available to ODOT, they will be allocated as follows:
  - First, \$10 million for safety, and the remainder split as listed below:
    - 40% for bridges
    - 30% for seismic improvements related to highways and bridges
    - 24% for state highway pavement preservation and culverts
    - 6% for state highway maintenance and safety improvements

Additionally, the bill authorizes ODOT to issue higher user bonds not to exceed \$480 million. These bond proceeds will be distributed to the following regions, for a variety of projects:

- Region 1: \$249,700,000
  - Region 2: \$201,950,000
  - Region 3: \$75,000,000
  - Region 4: \$76,493,000
  - Region 5: \$43,647,000
- Increases the distribution of funds to small cities and counties through the Small Cities and Counties Program. And creates the small city advisory committee.
  - The bill establishes requirements for the distribution of ConnectOregon funds, to the following projects:
    - Mid-Willamette Valley Intermodal Facility, \$25 million
    - Treasure Valley Intermodal Facility, \$26 million
    - Rail expansion in Each Beach Industrial Park at the Port of Morrow, \$6.55 million
    - Extend Brooks rail siding, \$2.6 million
  - Transfers the jurisdiction of various highways to local governments.

2017-19 Initial Request	Position Count	FTE	PS	S&S - Employees	Other/Consultant Services	
Accountability	0	0	0	0	\$10,000,000	\$10,000,000
Highway Maint., Pres., and Seismic	44	31.13	\$6,173,016	\$493,841	\$217,000	\$6,883,857
Small Cities and Counties	0	0	0	0	\$2,200,000	\$2,200,000
Multimodal	1	1	\$168,048	\$13,444	0	\$181,492
Congestion Relief	4	3	\$589,950	\$47,196	\$3,000,000	\$3,637,146
Public Transportation & Public Safety	2	1	\$90,924	\$7,274	0	\$98,198
Rest Area Transfer & Capital Improvement					\$55,000	\$55,000
<b>Sub-Total</b>	<b>51</b>	<b>36.13</b>	<b>\$7,021,938</b>	<b>\$561,755</b>	<b>\$15,472,000</b>	<b>\$23,055,693</b>
Projects - Section 71					\$36,391,622	
Projects - Multimodal					\$12,527,596	
<b>Total</b>						<b>\$71,974,911</b>

## **Parks and Recreation Department and Travel Information Council**

Section 84 of the bill authorizes ODOT to request up to \$4 million in reimbursement from OPRD for grants made under the Connect Oregon Program.

Sections 126 and 127 transfers responsibility for multiple roadside rest areas from OPRD to the Travel Information Council (TIC), and directs ODOT to allocate funds to TIC for the management and maintenance of those rest areas in the following amounts:

- January 1, 2018 to June 30, 2018, \$3.33 million
- July 1, 2018 to June 30, 2019, \$8.005 million
- July 1 of each following year, \$9.16 million

OPRD is currently receiving funds from ODOT for the management and maintenance of these rest areas. Funding provided to OPRD is anticipated to decrease by \$512,000 for both the 2017-19 and 2019-21 biennia.

Additionally, the bill mandates that ODOT allocate to TIC the following amounts for capital improvements at roadside rest areas:

- July 1, 2018 to June 30, 2019, \$2.8 million
- July 1, 2019 to June 30, 2020, \$5.8 million
- July 1, 2020 to June 30, 2021, \$1.5 million
- July 1, 2021 to June 30, 2022, \$443,900
- July 1, 2022 to June 30, 2023, \$3.6 million
- July 1, 2023 to June 30, 2024, \$1.3 million
- July 1, 2024 to June 30, 2025, \$3.3 million
- July 1, 2025 to June 30, 2026, \$766,000

TIC anticipates adding 13 positions in the 2017-19 biennium, and 6 positions in the 2019-21 biennium, equivalent to 10.90 and 5.20 FTE respectively. The Legislative Fiscal Office notes that the Travel Information Council is a semi-independent state agency subject to ORS 182.456 to 182.472. The agency's budget is not subject to Executive Branch review, or approval or modification by the Legislative Assembly.

Required expenditure limitation increases related to section 126 for ODOT are reflected in the table above.

## **Oregon Department of Revenue**

The bill requires DOR to collect the Payroll, Privilege, and Use Taxes prescribed in the bill, for deposit in various accounts.

The agency estimates that \$3,873,120 of Other Funds expenditure limitation and the establishment of two limited duration positions (0.88 FTE) and six permanent full-time positions (3.37 FTE) would be sufficient resources for the agency to implement the measure until the Legislative session in 2018, at which point additional resources may be required.

## **Oregon Business Development Department and Oregon State Marine Board**

Both the Oregon Business Development Department and the Oregon State Marine Board will receive additional revenue from the bill. The expenditure impact to both agencies is indeterminate at this time.

## **Department of Environmental Quality**

DEQ is responsible for ensuring that ODOT complies with a variety of state and federal environmental regulations related to construction work. This work includes certifying compliance with state water quality standards and updating and maintaining ODOT's MS4 permit. DEQ is requesting one additional position (1.00 FTE), classified as a Natural Resource Specialist 4, to conduct this work and to assist with the development of the Statewide Winter Maintenance Strategy discussed below. For the 2017-19 biennium, Personal Services costs are estimated to be \$186,720 Other Funds. DEQ assumes that an interagency agreement will be instituted to transfer revenue from ODOT to DEQ to cover the costs of this position.

### **Cities and Counties**

The expenditure impact the Cities and Counties is indeterminate.

### **Statewide Winter Maintenance Strategy - Section 136 and Section 137**

The bill directs the OTC to study and develop a statewide winter maintenance strategy and policy that includes the use of rock salt or similar solid state products, and report its findings no later than September 15, 2019.

### **Zero-Emission and Electric Vehicle Rebates and Charge Ahead Oregon Program - Sections 148 and 150**

DEQ is also impacted by the sections of the bill relating to the Zero-Emission and Electric Vehicle Rebates program. DEQ is required to establish a program for providing rebates to persons that purchase qualifying vehicles, and is authorized to contract with a third party nonprofit organization to implement and administer the program.

The Charge Ahead Oregon Program requires DEQ to provide rebates to low and moderate income households that voluntarily retire or scrap high-emission passenger motor vehicles and replaces those vehicles with new or used light-duty, zero-emission vehicles. The bill authorizes DEQ to contract with a third party nonprofit organization to implement and administer the program. The bill requires that DEQ conduct periodic audits of the programs established under sections 149 and 150.

DEQ has indicated that it will need an additional position, classified as a Program Analyst 3, to develop and manage these programs, but is able to use existing revenue to fund this position until program funds become available. This position will be equivalent to 0.75 FTE in the 2017-19 biennium and 1.00 FTE in the 2019-21 biennium. Personal Services costs are estimated to be \$135,752 Other Funds in the 2017-19 biennium, and \$181,002 Other Funds in the 2019-21 biennium. Associated Services and Supplies costs for this position, and the Natural Resource Specialist 4 above, are estimated to be \$68,650 Other Funds in the 2017-19 biennium, and \$70,000 Other Funds in the 2019-21 biennium.

### **Low Carbon Fuel Standards - Section 158**

Section 158 makes various changes to the Low Carbon Fuel Standards program and requires DEQ to:

- Coordinate with the Department of Administrative Services to annually forecast the availability of fuels in Oregon.
- Implement compliance deferral mechanisms if the forecast demonstrates the availability of fuels is insufficient to comply with the low carbon fuel standards.
- Implement emergency deferrals that address compliance issues associated with a short-term emergency disruptions in fuel availability.
- Establish a Credit Clearance Market allowing regulated parties to buy the credits they need to come into compliance with the standards.
- Implement measures to enhance program and market transparency.

DEQ is requesting an additional position, classified as an Operations and Policy Analyst 2, equivalent to 0.75 FTE in the 2017-19 biennium and 1.00 FTE in the 2019-21 biennium. This position will be responsible for the management of the program. Personal Services costs are estimated to be \$185,596 General Fund in the 2017-19 biennium, and \$247,460 General Fund in the 2019-21 biennium. Associated Services and Supplies costs are estimated to be \$51,691 General Fund in the 2017-19 biennium and \$68,922 General Fund in the 2019-21 biennium.

Section 163 mandates that the Department of Administrative Services (DAS) coordinate with DEQ to develop a fuel supply forecast to project the availability of fuels to Oregon necessary for compliance with the low carbon fuel standards. DAS has indicated that one additional limited duration position (0.50 FTE), classified as an Economist 2, is required to conduct the work. Personal Services costs are estimated to be \$178,539 in the 2017-19 biennium. Associated Services and Supplies costs are estimated to be \$80,000. DAS has also indicated that this forecast will require the hiring of a contracted consultant, which is estimated to be \$150,000 in the 2017-19 biennium.

#### **Indication of Influence of Low Carbon Fuel Standards on Cost of Gasoline - Section 171**

Authorizes gas station owners to disclose to customers the cost, per gallon of gasoline or diesel, of the low carbon fuel standards adopted by rule after viewing on the DEQ website or receiving from the Department of Agriculture. These provisions will have a minimal impact on the Department of Agriculture.

**HB 2012 B BUDGET REPORT and MEASURE SUMMARY**

**Carrier:** Rep. Bentz

**Joint Committee On Ways and Means**

---

**Action Date:** 06/30/17

**Action:** Do pass with amendments to the A-Eng bill. (Printed B-Eng.)

**House Vote**

**Yeas:** 10 - Gomberg, Holvey, Huffman, McLane, Nathanson, Rayfield, Smith G, Smith Warner, Stark, Whisnant

**Exc:** 1 - Williamson

**Senate Vote**

**Yeas:** 12 - DeBoer, Devlin, Frederick, Girod, Hansell, Johnson, Manning Jr, Monroe, Roblan, Steiner Hayward, Thomsen, Winters

**Prepared By:** Patrick Heath, Department of Administrative Services

**Reviewed By:** Steve Bender, Legislative Fiscal Office

---

**Oregon Business Development Department  
2017-19**



**Budget Summary**

	2015-17 Legislatively Approved Budget	2017-19 Current Service Level	2017-19 Committee Recommendation	Committee Change from 2015-17 Leg. Approved	
				\$ Change	% Change
General Fund	\$ -	\$ -	\$ 5,000,000	\$ 5,000,000	100.0%
Total	\$ -	\$ -	\$ 5,000,000	\$ 5,000,000	100.0%

**Position Summary**

Authorized Positions	0	0	0
Full-time Equivalent (FTE) positions	0.00	0.00	0.00

**Summary of Revenue Changes**

House Bill 2012 appropriates \$5,000,000 in General Fund for the purposes of the bill. The bill establishes the Eastern Oregon Economic Development Board Fund with the funds continuously appropriated to the Oregon Business Development Department.

**Summary of Transportation and Economic Development Subcommittee Action**

House Bill 2012 establishes the Eastern Oregon Border Economic Development Board, a seven-member board to formulate and implement strategies and practices for strategic investment in workforce development and economic development in the Eastern Oregon Border Economic Development Region. The Region is defined as within 20 miles of the Oregon border with Idaho, including primarily the cities of Ontario, Vale and Nyssa, Willow Creek, Brogan, and areas southwest of Vale. The Board will recommend improvements in education, workforce development, land use and other regulations. The Board is also authorized to make grants or loans to eligible applicants to advance the workforce development and economic development of the region.

The Subcommittee approved \$5,000,000 in a one-time General Fund appropriation to the Oregon Business Development Department (OBDD), for the use of the board to make loans and grants to eligible applicants and for some limited Services and Supplies spending related to the board. OBDD is to provide staff to the Board to carry out the board’s responsibilities, as necessary.

**DETAIL OF JOINT COMMITTEE ON WAYS AND MEANS ACTION**

Oregon Business Development Department  
 Patrick Heath - 503-378-3742

DESCRIPTION	GENERAL FUND	LOTTERY FUNDS	OTHER FUNDS		FEDERAL FUNDS		TOTAL ALL FUNDS	POS	FTE
			LIMITED	NONLIMITED	LIMITED	NONLIMITED			
<u>SUBCOMMITTEE ADJUSTMENTS (from CSL)</u>									
<b>SCR 210 - Business, Innovation, Trade</b>									
HB 2012: Eastern Oregon Border Economic Development Region									
Services and Supplies	\$ 40,000	\$ -	\$ -	\$ -	\$ -	\$ -	\$ 40,000		
Special Payments (Dist. to Non-Gov't Units)	\$ 4,960,000	\$ -	\$ -	\$ -	\$ -	\$ -	\$ 4,960,000		
<b>TOTAL ADJUSTMENTS</b>	<b>\$ 5,000,000</b>	<b>\$ -</b>	<b>\$ -</b>	<b>\$ -</b>	<b>\$ -</b>	<b>\$ -</b>	<b>\$ 5,000,000</b>		
<b>SUBCOMMITTEE RECOMMENDATION</b>	<b>\$ 5,000,000</b>	<b>\$ -</b>	<b>\$ -</b>	<b>\$ -</b>	<b>\$ -</b>	<b>\$ -</b>	<b>\$ 5,000,000</b>		

**SB 5505 A BUDGET REPORT and MEASURE SUMMARY**

**Carrier:** Sen. Courtney

**Joint Committee On Ways and Means**

---

**Action Date:** 07/03/17

**Action:** Do pass with amendments. (Printed A-Eng.)

**Senate Vote**

**Yeas:** 11 - DeBoer, Devlin, Frederick, Girod, Hansell, Johnson, Manning Jr, Monroe, Roblan, Steiner Hayward, Winters

**Nays:** 1 - Thomsen

**House Vote**

**Yeas:** 8 - Gomberg, Holvey, Huffman, McLane, Nathanson, Rayfield, Smith Warner, Williamson

**Exc:** 3 - Smith G, Stark, Whisnant

**Prepared By:** Jean Gabriel, Department of Administrative Services

**Reviewed By:** Amanda Beitel, Legislative Fiscal Office

---

**Various  
2017-19**

## **Budget Summary**

None.

## **Summary of Capital Construction Subcommittee Action**

Senate Bill 5505 limits the maximum amount of bonds and third party financing agreements state agencies may issue and the amount of revenue state agencies may raise from such issuance. The proceeds from the issuance of bonds are included as revenues in agency budgets. This bill also allocates the federal tax-exempt private activity bond volume cap allowed under the Internal Revenue Code of 1986, as amended, to certain state agencies and the Private Activity Bond Committee established in ORS 286A.615.

The Subcommittee reviewed amendments to Senate Bill 5505 for the following purposes:

### **General Fund Obligations**

1. The Subcommittee approved Article XI-G general obligation bond authority of \$204,570,000 to fund grants to Public Universities and Community Colleges to finance seven new capital projects for Public Universities, 12 new capital projects for Community Colleges, and three reauthorized capital projects approved during previous legislative sessions for Community Colleges. The proceeds of the bonds will be used to provide grants through grant programs administered by the Higher Education Coordinating Commission (HECC). Projects are described later in this report.
2. The Subcommittee approved Article XI-M general obligation bond authority of \$101,180,000, which includes net proceeds of \$100,000,000 and \$1,180,000 for costs of issuing bonds and approved Article XI-N general obligation bond authority of \$20,430,000, which includes net proceeds of \$20,000,000 and \$430,000 for costs of issuing bonds. The proceeds of the Article XI-M bonds will be used to provide grants for Seismic Rehabilitation of Public Education Buildings, and the proceeds of the Article XI-N bonds will be used to provide grants for Seismic Rehabilitation of Emergency Services Buildings through grant programs administered by the Oregon Business Development Department.
3. The Subcommittee approved Article XI-P general obligation bond authority of \$100,985,000, which includes \$100,000,000 in net proceeds and \$985,000 for costs of issuing bonds, to fund matching grants to school districts for capital costs including construction, improvement, or remodel of facilities and acquisition of equipment through a grant program administered by the Oregon Department of Education.

4. The Subcommittee approved General Fund supported Article XI-Q general obligation bond authority of \$563,839,225 to finance the capital costs of projects for real or personal property owned or operated by the state. The projects and agencies are listed below, with the exception of HECC; projects funded by grants from the HECC to Public Universities are described later in this report.
- Department of Human Services, ONE Integrated Eligibility and Medicaid Eligibility System: approved \$34,045,000 Article XI-Q bonds to finance \$33,523,000 of project costs and \$522,000 for costs of issuing the bonds. The project is to implement an IT system to integrate the determination of client eligibility for multiple programs into one system, including eligibility for TANF, ERDC, SNAP, and to expand Medicaid eligibility to include non-MAGI Medicaid populations. The Subcommittee also approved additional funding of \$11,477,000 for this project through the repurpose of \$6,500,000 of bond proceeds originally issued for the Oregon Military Department (OMD) Regional Training Institute and \$4,977,000 of bond proceeds originally issued for the OMD Youth Challenge project.
  - Department of Justice, Child Support Enforcement Automated System: approved \$16,585,000 Article XI-Q bonds to finance \$16,267,633 of project costs and \$317,367 for costs of issuing the bonds. The project is to develop and implement a new automated system for the Oregon Child Support Program that will function as a case management system, an accounting and distribution system, and a data exchange system which interfaces with multiple agencies within Oregon and nationwide.
  - Department of Revenue, Core Tax Revenue Systems Replacement: approved \$4,855,000 Article XI-Q bonds to finance \$4,781,944 of project costs and \$73,056 for costs of issuing the bonds. The project is to implement an IT system to replace outdated and disparate systems into one integrated system for improved tracking and reporting of tax revenues. This funding will complete implementation of the system in 2017-19.
  - Legislative Administration Committee, Capitol Accessibility, Maintenance, and Safety: approved \$13,960,000 Article XI-Q bonds to finance \$13,720,642 of project costs and \$239,358 for costs of issuing the bonds. The project is to make capital improvements to the State Capitol Building, including improvements to ADA accessibility and safety.
  - Oregon Judicial Department, Multnomah County Courthouse: approved \$102,495,000 Article XI-Q bonds to finance \$101,500,000 of project costs and \$995,000 for costs of issuing the bonds. Project costs of \$92,600,000 will be the final state matching funds to complete the construction of a new courthouse in Multnomah County. The remaining \$8,900,000 will be used to purchase state-owned furnishings and equipment.
  - Oregon Judicial Department, Lane County Courthouse: approved \$5,115,000 Article XI-Q bonds to finance \$5,000,000 of project costs and \$115,000 for costs of issuing the bonds. The project is to support replacement of the Lane County Courthouse, including making improvements to the new courthouse site to prepare it for construction.

- Oregon Judicial Department, Oregon Supreme Court Building Renovation: approved \$6,125,000 Article XI-Q bonds to finance \$6,000,000 of project costs and \$125,000 for costs of issuing the bonds. The project is to renovate the Oregon Supreme Court building, including seismic updates, energy efficiency improvements, and various systems and safety code upgrades.
- Oregon Military Department, Regional Armory Emergency Enhancement: approved \$8,675,000 Article XI-Q bonds to finance \$8,534,400 of project costs and \$140,600 for costs of issuing the bonds. The project involves making structural improvements to bring the following three facilities to essential facility standards for seismic events: Coos Bay Armory, Newport Armory, and the Anderson Readiness Center in Salem.
- Oregon Military Department, Grants Pass Armory Service Life Extension: approved \$3,330,000 Article XI-Q bonds to finance \$3,270,356 of project costs and \$59,644 for costs of issuing the bonds. The project is for design and construction of additions and alterations to the Grants Pass Armory to bring the building into conformance with current building code.
- Oregon Military Department, Resiliency Grant Fund: approved \$5,070,000 Article XI-Q bonds to finance \$5,000,000 of project costs and \$70,000 for costs of issuing the bonds. The proceeds will be used to purchase emergency preparedness equipment, which will be owned by OMD and distributed to local governments and other federal tax-exempt qualified recipients.
- Oregon Military Department, Regional Training Institute: approved \$6,630,000 Article XI-Q bonds to finance \$6,500,000 of project costs and \$130,000 for costs of issuing the bonds. The project is to refurbish existing buildings in Umatilla to serve as the new Regional Training Institute. Article XI-Q bonds were authorized and issued for this project in 2015-17; however, it was subsequently determined that tax-exempt bond proceeds could not be used to finance the project. Thus, this project is being reapproved to issue taxable bonds in 2017-19.
- Oregon Military Department, Youth Challenge Armory: approved \$5,095,000 Article XI-Q bonds to finance \$4,977,000 of project costs and \$118,000 for costs of issuing the bonds. The project is for expansion and renovation of the existing facility in Bend to increase capacity for at-risk youths participating in the Youth Challenge Program. Article XI-Q bonds were authorized and issued for this project in 2015-17; however, it was subsequently determined that tax-exempt bond proceeds could not be used to finance the project. Thus, this project is being reapproved to issue taxable bonds in 2017-19.
- Oregon Department of Veterans' Affairs, The Dalles Veterans' Home Capital Improvements: approved \$1,195,000 Article XI-Q bonds to finance \$1,150,000 of project costs and \$45,000 for costs of issuing the bonds. The project involves construction of a new educational building and daycare building, upgrades to wireless infrastructure, and phone system replacement.

- Oregon Department of Veterans' Affairs, Lebanon Veterans' Home Parking Lot: approved \$1,345,000 Article XI-Q bonds to finance \$1,300,000 of project costs and \$45,000 for costs of issuing the bonds. The project is to build a new parking lot at the veteran's home in Lebanon.
- Oregon Department of Veterans' Affairs, Roseburg Veterans' Home: approved \$10,720,000 Article XI-Q bonds to finance \$10,500,000 of project costs and \$220,000 for costs of issuing the bonds. The project is to design and construct a new veterans' home in Roseburg.
- Department of Corrections, Capital Improvements and Renewal: approved \$26,770,000 Article XI-Q bonds to finance \$26,293,534 of project costs and \$476,466 for costs of issuing the bonds. The project involves facility improvements in several facilities including electrical systems, water systems, roofs, HVAC, surveillance, fire systems and infrastructure improvements to address needs identified in the Facility Condition Assessment completed on the department's facilities.
- Department of Corrections, Technology Infrastructure: approved \$12,445,000 Article XI-Q bonds to finance \$12,200,000 of project costs and \$245,000 for costs of issuing the bonds. The project is to upgrade and install technology infrastructure that will support a voice-over-internet protocol telephony system.
- Oregon Youth Authority, Capital Improvements: approved \$17,450,000 Article XI-Q bonds to finance \$17,168,249 of project costs and \$281,751 for costs of issuing the bonds. The project involves capital improvements to permanent structures and fixtures to address needs identified by the Facility Condition Assessment completed on OYA facilities.
- Oregon Youth Authority, MacLaren West Cottages Renovation, Phase 1: approved \$15,450,000 Article XI-Q bonds to finance \$15,177,200 of project costs and \$272,800 for costs of issuing the bonds. Phase 1 of the project involves capital improvements to renovate and remodel five of the seven living units on the west side of the campus at MacLaren Youth Correctional Facility.
- Oregon Youth Authority, Rogue Valley Facility Improvements, Phase 1: approved \$7,095,000 Article XI-Q bonds to finance \$6,973,465 of project costs and \$121,535 for costs of issuing the bonds. Phase 1 of the project involves capital improvements to renovate and remodel two of the four living units at the Rogue Valley Youth Correctional Facility.
- Oregon Department of Education, Oregon School for the Deaf Facility Improvements: approved \$4,365,000 Article XI-Q bonds to finance \$4,297,558 of project costs and \$67,442 for costs of issuing the bonds. The project is to make capital improvements to the Oregon School for the Deaf facility which includes roof replacements at six campus buildings and ADA compliance to address accessibility of campus restrooms in eight facilities.

- Oregon Department of Forestry, Toledo Facility Replacement: approved \$774,225 Article XI-Q general obligation bonds to finance \$753,300 of project costs and \$20,925 for costs of issuing the bonds. The project is to replace the Unit Office Facilities Compound located in Toledo and relocate it to a more centrally located area that will be outside of the mapped tsunami inundation zone, a project which is expected to be part of a larger co-locate project with the Oregon Department of Transportation (ODOT).
  - Oregon Department of Fish and Wildlife, Deferred Maintenance: approved \$10,215,000 Article XI-Q general obligation bonds to finance \$10,000,000 of project costs and \$215,000 for costs of issuing the bonds. The project involves addressing deferred maintenance needs in multiple facilities owned by the department.
  - Oregon Housing and Community Services, Local Innovation and Fast Track (LIFT) Housing Program: approved \$81,090,000 Article XI-Q general obligation bonds to finance \$80,000,000 of project costs and \$1,090,000 for costs of issuing the bonds. The bond proceeds will be used to acquire, construct, remodel, repair, equip or furnish real property in which the department will take an operational or ownership interest to provide affordable housing for low income citizens.
5. The Subcommittee approved Article XI-H general obligation bond authority of \$10,300,000, which includes \$10,000,000 in net proceeds and \$300,000 for costs of issuing the bonds, for the Department of Environmental Quality (DEQ) to finance pollution control facilities or related activities. Net proceeds will replenish DEQ's Orphan Site Account, which is used to investigate and cleanup highly contaminated sites.
  6. The Subcommittee approved Certificates of Participation (COP) authority of \$100,985,000, which includes \$100,000,000 in net proceeds and \$985,000 for costs of issuing the bonds, for the Department of Forestry to finance the release of a portion of the Elliott Forest from restrictions from ownership of the common school fund to preserve non-economic benefits of the forest for the public such as recreation, wildlife and habitat preservations, and other environmental considerations.

#### Dedicated Fund Obligations

7. The Subcommittee approved a \$120,000,000 authorization to the Department of Veterans' Affairs for issuance of Article XI-A general obligation bonds to finance farm and home loans to veterans.
8. The Subcommittee approved Article XI-F(1) general obligation bond authority of \$86,570,000 to fund loans to Public Universities through the HECC to finance four new capital projects and two reauthorized capital projects approved during prior legislative sessions. Projects are described later in this report.



9. The Subcommittee approved a \$10,000,000 authorization to the Department of Environmental Quality for issuance of Article XI-H general obligation bonds to finance pollution control facilities or related activities. Bond proceeds provide match for federal Clean Water State Revolving Fund (CWSRF) capitalization grants.
10. The Subcommittee approved a \$25,000,000 authorization to the Housing and Community Services Department for issuance of Article XI-I (2) general obligation bonds to provide financing for multi-family housing for the elderly and for disabled persons.
11. The Subcommittee approved Article XI-Q general obligation bond authority of \$14,435,775 to finance a portion of the following projects:
  - Department of Administrative Services, Portland State Office Building Capital Improvements: approved \$13,360,000 Article XI-Q bonds to finance \$13,146,000 of project costs and \$214,000 for costs of issuing the bonds. The project is to renovate the building exterior, including replacement of the windows and roof; upgrade security, electrical and HVAC systems; painting; and renovating restrooms. Debt service on the bonds will be paid using agency resources (Other Funds).
  - Oregon Department of Forestry, Toledo Facility Replacement: approved \$1,075,775 Article XI-Q bonds to finance \$1,046,700 of project costs and \$29,075 for costs of issuing the bonds. The project is to replace the Unit Office Facilities Compound located in Toledo and relocate it to a more centrally located area that will be outside of the mapped tsunami inundation zone, a project which is expected to be part of a larger co-locate project with the Oregon Department of Transportation (ODOT). Debt service on the bonds will be paid using agency resources (Other Funds).
12. The Subcommittee approved Certificates of Participation (COP) authority of \$10,000,000 for issuance of other financing agreements (capital leases) for the Department of Administrative Services.

#### Revenue Bonds

13. The Subcommittee approved the Housing and Community Services Department direct revenue bond authority of \$300,000,000 and pass-through revenue bond authority of \$325,000,000.
14. The Subcommittee approved the Oregon Business Development Department direct revenue bond authority of \$30,000,000 for the Oregon Infrastructure Finance Authority Bond Bank Program. Pass-through revenue bond authority of \$400,000,000 for Industrial Development bonds and \$10,000,000 for the Beginning and Expanding Farmer Loan Program was also approved.
15. The Subcommittee approved Department of Administrative Services, Lottery Revenue Bond limit of \$199,860,000. This amount provides funding for 31 projects authorized in Senate Bill 5530 and one project authorized in House Bill 2278 (2015). A complete list of Lottery Revenue Bond projects can be found in SB 5530.

16. The Subcommittee approved pass-through revenue bond authority of \$1,350,000,000 for the Oregon Facilities Authority.

#### Other Legislative Changes

The Subcommittee approved statutory changes to ORS chapter 286A related to the administration of the state's bond programs. Amendments clarify the Department of Administrative Services' role as the bond program administrator for the Article XI-F Higher Education general obligation bond program, including specifying the department is responsible to request bonds to be issued.

The Subcommittee also approved an amendment to ORS 283.085 to authorize the use of Certificates of Participation to finance: (i) the release of all or a portion of the Elliott Forest from restrictions resulting from ownership of that forest by the common school fund, or (ii) compensation paid to the common school fund for the preservation of non-economic benefits of the forest through the imposition, transfer or sale of restrictions such as easements, use requirements or other methods that preserve non-economic benefits of the forest for the public such as recreation, aesthetics, wildlife or habitat preservation, or other environmental and quality of life considerations.

The Subcommittee approved a project scope change for the Higher Education Coordinating Commission, University of Oregon Klamath Hall Renovation, originally approved in HB 5005 (2015), to allow the use of the Article XI-Q and Article XI-G bond proceeds to renovate Klamath Hall, an academic and research building, to bring research facilities up-to-date and accommodate increased enrollment in chemistry and other sciences. The original project plan included the renovation of one floor and construction of an additional floor that would be used to house office space and classrooms displaced due to the renovation. However, due to increased construction costs, it is more cost effective to renovate the one floor as originally proposed, but use existing facilities for the displaced functions rather than adding a new floor.

Detail of projects authorized for the Higher Education Coordinating Commission through bond financing is included below.

## **Higher Education Coordinating Commission**

### **HECC - Public Universities**

The Subcommittee approved 17 new capital projects and reauthorized two projects approved in prior biennia for public universities to finance total project costs of \$345,856,225. The projects are included in the budget for the Higher Education Coordinating Commission (HECC). The proceeds of Article XI-G and Article XI-Q bonds will be used to provide grants from HECC to the applicable public university, and the debt service on these bonds will be paid with General Fund. Each university must provide the constitutionally required match for the Article XI-G bonds before the bonds can be issued. The proceeds of Article XI-F(1) bonds will be used to provide loans from HECC to the applicable public university, and the debt service on the Article XI-F(1) bonds will be paid by HECC with Other Funds using loan repayments received from the applicable university made with university resources. The approved projects are listed below.

### **All Public Universities**

The Subcommittee approved the following project for the seven public universities, to be allocated to each individual university by HECC:

- Capital Improvement and Renewal: approved \$50,620,000 Article XI-Q general obligation bonds to finance \$50,000,000 of project costs and \$620,000 for costs of issuing the bonds. The capital improvement projects will address deferred maintenance, code compliance, safety issues, and Americans with Disabilities Act (ADA) accessibility improvements for campus facilities. The projects will not involve: acquisition of buildings, structures, or land; classroom or lab modernization; or improvements to auxiliary facilities, which are typically self-supporting.

### **Eastern Oregon University**

- Loso Hall Renovation, Phase 1: approved \$5,575,000 Article XI-Q general obligation bonds to finance \$5,500,000 of project costs and \$75,000 for costs of issuing the bonds. The project is to renovate Loso Hall and will improve or replace theater department performance and practice spaces, stages and support spaces, equipment, lighting and staging systems. The project will also make ADA accessibility improvements in theater seating and building access.
- Track and Field Facilities Restoration: approved \$790,000 Article XI-F(1) general obligation bonds to finance \$750,000 of project costs and \$40,000 for costs of issuing the bonds. The project will include removal of the existing track and field athletic surfaces and associated asphalt and concrete underlayment and installation of a new rock base and drainage system with a permeable asphalt base surface. New permeable track and field competition athletic surfaces will be installed over the asphalt base. The project will also include a scorer's station at the track finish line, restroom facilities, and guest seating. The university expects to support loan repayments to HECC for debt service on the bonds through tuition and fee revenues.

## Oregon Institute of Technology

- Center for Excellence in Engineering and Technology / Cornett Hall Renovation, Phase 2: approved \$38,475,000 Article XI-Q general obligation bonds to finance \$38,000,000 of project costs and \$475,000 for costs of issuing the bonds and \$2,050,000 Article XI-G general obligation bonds to finance \$2,000,000 of project costs and \$50,000 for costs of issuing the bonds. The Center for Excellence in Engineering and Technology (CEET) will feature classrooms, laboratory, office, and project spaces focused on applied research and teaching in advanced engineering, manufacturing and sustainable systems. The project will also complete the renovation, building envelope and ADA accessibility improvements to Cornett Hall. The university will provide the constitutionally required match for the Article XI-G bonds.
- Oregon Manufacturing Innovation Center (OMIC) Research and Development Facility: approved \$3,940,000 Article XI-Q general obligation bonds to finance \$3,875,000 of project costs and \$65,000 for costs of issuing the bonds. The project is to renovate the OMIC Research and Development facility, providing industrial levels of electrical infrastructure, internal temperature controls and systems, storage and management facilities for specialty gas, manufacturing support equipment, structural modifications to support heavy equipment, testing equipment, and ADA compliance.
- Student Recreation Center: approved \$5,115,000 Article XI-F(1) general obligation bonds to finance \$5,000,000 of project costs and \$115,000 for costs of issuing the bonds. The project will re-use existing Athletics Facilities, updating, expanding, and restoring fitness facilities on campus. The university expects to support loan repayments to HECC for debt service on the bonds through building fees assessed to all students enrolled on the Klamath Falls campus.

## Oregon State University

- Cordley Hall Renovation, Phase 1: approved \$15,250,000 Article XI-Q general obligation bonds to finance \$15,000,000 of project costs and \$250,000 for costs of issuing the bonds. The renovation project will replace mechanical and electrical systems as well as upgrade fire and life safety systems, including a fire suppression system and modern fire alarms for the approximately 236,000 GSF research building.
- Fairbanks Hall Renovation: approved \$11,220,000 Article XI-Q general obligation bonds to finance \$11,000,000 of project costs and \$220,000 for costs of issuing the bonds. The renovation project will create critically needed space in the currently unutilized fourth floor and make the building fully accessible. The project includes improvements to the building's all-wood structure, plumbing, and ventilation systems, expansion of fire protection systems, and improved fire and life safety egress.
- Gilkey Hall Renovation: approved \$1,045,000 Article XI-Q general obligation bonds to finance \$1,000,000 of project costs and \$45,000 for costs of issuing the bonds and \$2,050,000 Article XI-G bonds to finance \$2,000,000 of project costs and \$50,000 for costs of issuing the bonds. The renovation project will provide a general interior space renewal for the academic directors for undergraduate studies, the

academic success center, the writing center, computer lab, and international programs. The project also includes upgrades to fire and life safety, plumbing, and HVAC systems. The university will provide the constitutionally required match for the Article XI-G bonds.

- Quality Foods and Beverage Center: approved \$9,100,000 Article XI-G general obligation bonds to finance \$9,000,000 of project costs and \$100,000 for costs of issuing the bonds. The project is to construct a 28,500 GSF building which will include three new research and learning pilot facilities for brewing science, wine science, and dairy science. The university will provide the constitutionally required match for the Article XI-G bonds.
- Cascades Expansion – Site Reclamation: approved \$9,145,000 Article XI-Q general obligation bonds to finance \$9,000,000 of project costs and \$145,000 for costs of issuing the bonds. The site restoration project will include partial fill and compaction of a pumice mine to bring the site to a condition ready for infrastructure development. The property, a 46-acre pumice mine site, is adjacent to the 10-acre Cascades Campus and is near downtown Bend.

#### Portland State University

- Graduate School of Education Facility: approved \$9,145,000 Article XI-Q general obligation bonds to finance \$9,000,000 of project costs and \$145,000 for costs of issuing the bonds, \$36,485,000 Article XI-G general obligation bonds to finance \$36,000,000 of project costs and \$485,000 for costs of issuing the bonds, and \$6,080,000 Article XI-F(1) bonds to finance \$6,000,000 of project costs and \$80,000 for costs of issuing the bonds. The project involves construction of a new Graduate School of Education located at 4<sup>th</sup> and Montgomery Streets in Portland. The facility will be a seven to ten story mixed use building with approximately 205,000 GSF of space. The project includes acquisition of land and the design and construction of the new building, including equipment and furnishings. The project involves partnership commitments from Portland Community College, City of Portland, and Oregon Health and Sciences University. The university will use partnership contributions and other funds legally available to the university for the constitutionally required match for the Article XI-G bonds. The university expects to support loan repayments to HECC for debt service on the bonds with retail lease income.
- Corbett Building Purchase: reauthorized \$5,100,000 Article XI-F(1) bonds originally authorized in 2015-17 to finance \$5,031,225 of project costs and \$68,775 for costs of issuing the bonds. The project is to purchase the Corbett Building, at 2828 SW Corbett Avenue in Portland, which is currently leased by PSU for its Business Accelerator program. The building is owned by the PSU Foundation through a subsidiary. The university expects to support loan repayments to HECC for debt service on the bonds through savings from lease payments that will no longer be incurred.
- Residence Hall at 12<sup>th</sup> & Market: approved \$54,225,000 Article XI-F(1) general obligation bonds to finance \$53,500,000 of project costs and \$725,000 for costs of issuing the bonds. The project will involve construction of a new six story housing building on the corner of SW 12th and Market in Portland. The building will be approximately 144,000 GSF of space and result in 201 units and 11,000 GSF for dining services. The university expects to support loan repayments to HECC for debt service on the bonds through student housing revenue.

- Land Acquisition for University Center Building: reauthorized \$10,220,000 Article XI-F(1) bonds originally authorized in 2013-15 and reauthorized in 2015-17, and authorized an additional \$5,040,000 Article XI-F(1) bonds to finance \$15,000,000 of project costs and \$260,000 for costs of issuing the bonds. The project is to purchase land under the university-owned University Center building. The university expects to support loan repayments to HECC for debt service on the bonds through savings from lease payments that will no longer be incurred.

#### Southern Oregon University

- Central Hall Capital Improvements: approved \$6,125,000 Article XI-Q general obligation bonds to finance \$6,000,000 of project costs and \$125,000 for costs of issuing the bonds. The project includes replacing the HVAC system and electrical systems, upgrading the fire alarm system to meet current code requirements, and addressing water penetration of the exterior concrete façade. The project scope also includes ADA accessibility improvements.

#### University of Oregon

- Campus for Accelerating Scientific Impact, Phase 1: approved \$50,620,000 Article XI-G general obligation bonds to finance \$50,000,000 of project costs and \$620,000 for costs of issuing the bonds. The project includes construction of the initial phase of the Campus which includes new science lab facilities located north of Franklin Boulevard and other construction, improvements, or acquisitions to support the Campus. The new science lab facilities are expected to be two research structures totaling approximately 150,000 GSF and will house core shared scientific facilities as well as labs. The project is expected to include construction of a sky bridge to connect the science campus to the main campus for safe crossing of Franklin Boulevard. This is phase one of a \$100 million project expected to be completed by June 2020. The university will provide the constitutionally required match for the Article XI-G bonds.

#### Western Oregon University

- Information Technology Center Renovation, Phase 3: approved \$5,070,000 Article XI-Q bonds to finance \$5,000,000 of project costs and \$70,000 for costs of issuing the bonds and approved \$540,000 Article XI-G bonds to finance \$500,000 of project costs and \$40,000 for costs of issuing the bonds. The project includes seismic improvements to the building structure and replacement of mechanical, electrical and plumbing systems. The first two floors will be remodeled to maximize function, improve access, and comply with current building codes. The university will provide the constitutionally required match for the Article XI-G bonds.
- Oregon Military Building Renovation, Phase 2: approved \$7,335,000 Article XI-Q bonds to finance \$7,200,000 of project costs and \$135,000 for costs of issuing the bonds and approved \$540,000 Article XI-G bonds to finance \$500,000 of project costs and \$40,000 for costs of issuing the bonds. The project includes a redesign and repurpose of the existing military training facility, located within the north perimeter of the

campus, for year-round academic program use, improve ADA accessibility throughout the facility and upgrade mechanical, electrical and plumbing systems. The university will provide the constitutionally required match for the Article XI-G bonds.

### **HECC - Community Colleges**

The Subcommittee approved 12 new capital projects and reauthorized three capital projects approved in prior biennia for community colleges to finance total project costs of \$101,397,241. The projects are included in the budget for the Higher Education Coordinating Commission (HECC). The proceeds of Article XI-G bonds will be used to provide grants from HECC to the applicable community college, and the debt service on the bonds will be paid with General Fund. Each community college must provide the constitutionally required match for the Article XI-G bonds before the bonds can be issued. Match funds may come from a variety of sources including grants, donations, partnership contributions, local bond levies, or some combination of sources. The approved projects are listed below.

- Blue Mountain Community College – Facility for Agricultural Resource Management (FARM) Phase 2: approved \$5,115,000 Article XI-G bonds to finance \$5,000,000 of project costs and \$115,000 for costs of issuing the bonds. The project is to design and construct a new facility to support animal science programs, including veterinary assistant/technician, equine and the livestock judging and rodeo teams. The community college will provide the constitutionally required match for the Article XI-G bonds through various possible revenues.
- Chemeketa Community College – Agricultural Complex: approved \$6,125,000 Article XI-G bonds to finance \$6,000,000 of project costs and \$125,000 for costs of issuing the bonds. The project is to construct a new agricultural complex on the main Salem campus. The complex will include a classroom and office building, storage space, a greenhouse, hoop houses, learning and research gardens, and an incubator farm. The community college will provide the constitutionally required match for the Article XI-G bonds with their Capital Development Reserve Funds.
- Clackamas Community College – DeJardin Building Addition: approved \$8,140,000 Article XI-G bonds to finance \$8,000,000 of project costs and \$140,000 for costs of issuing the bonds. The project is to construct an 18,500 sq. ft. addition to the DeJardin building to house state-of-the-art science laboratories for chemistry, biology, and microbiology along with informal learning space lab support/shared preparation space for staff efficiency and general purpose classroom. The project scope also includes renovation and repurpose of approximately 20,000 sq. ft. of lab space in Pauling, which will be vacated after the DeJardin addition is complete, to support other STEM programs such as engineering. The community college will provide the constitutionally required match for the Article XI-G bonds with funds from 2017 tax supported bonds approved by voters in 2014.
- Clackamas Community College – Student Services and Community Commons: approved \$8,140,000 Article XI-G bonds to finance \$8,000,000 of project costs and \$140,000 for costs of issuing the bonds. The project includes replacement of the current community center with a new building that will provide approximately 54,500 sq. ft., doubling the current square footage for programs and services. The Student Services and Community Commons will house community common event space; multi-purpose meetings rooms and classrooms; informal learning and study lounges; student support services offices; student government and student organizations offices; and consolidation of the

bookstore and dining facilities. The community college will provide the constitutionally required match for the Article XI-G bonds with funds from 2017 tax supported bonds approved by voters in 2014.

- Clatsop Community College - Marine Science Center Renovation and Expansion: approved \$8,135,000 in Article XI-G bonds to finance \$7,996,994 of projects costs and \$138,006 for costs of issuing the bonds. The project is to renovate and expand the Marine Science Center building on the Marine and Environmental Research Training Station (MERTS) campus, including the addition of a second floor, labs, and expanded faculty and support space. The project scope also includes updated infrastructure throughout and in support of the new building and programs space. The community college will provide the constitutionally required match for the Article XI-G bonds through various funding options, including bonds and a capital campaign.
- Columbia Gorge Community College – Middle College Prototype Facility: reauthorized \$7,400,000 in Article XI-G bonds to finance \$7,320,000 of project costs and \$80,000 for costs of issuing the bonds. This project was approved as a scope change in HB 5202 (2016) to the originally approved Advanced Technology Center project, which was authorized in SB 5507 (2013) and reauthorized in HB 5005 (2015). The project is to construct a Middle College Prototype facility to be used by the college and the North Wasco School District to focus on grades 11 through 14 and the transition between high school and post-secondary education. The project involves: a Treaty Oak Regional Skills Center, which will include a high-bay skills center, portable equipment stations, CTE training and business incubator; equipment bay for the fire science training program; fitness facilities and a track/soccer field; and on-campus workforce housing for CGCC enrollees, Mid-Col. Fire & Rescue District response personnel and trainees. The community college will provide the constitutionally required match for the Article XI-G bonds through a combination of direct private and public investment.
- Lane Community College – Health Care Village Facility: approved \$8,140,000 Article XI-G bonds to finance \$8,000,000 of project costs and \$140,000 for costs of issuing the bonds. The project is to construct a new facility on the main campus for the dental clinic, dental lab, medical office assistant, faculty offices, and support spaces. This facility is expected to provide sufficient space for program consolidation, sterilization, student workspace, and modern equipment/technology for the dental programs. The community college will to provide the constitutionally required match for the Article XI-G bonds through a local bond levy and/or private fundraising.
- Linn-Benton Community College – Student Advising and Campus Safety Center: approved \$7,635,000 Article XI-G bonds to finance \$7,500,000 of project costs and \$135,000 for costs of issuing the bonds. The project involves renovation of the student affairs and campus safety spaces, including creation of a new Student Advising Center and expanding space for public safety and disability services. This project also includes renovation of the career technical center and classroom space. The community college will provide the constitutionally required match for the Article XI-G bonds with proceeds from a 2014 bond issuance.
- Mt. Hood Community College – Maywood Park Center: approved \$8,140,000 Article XI-G bonds to finance \$8,000,000 of project costs and \$140,000 for costs of issuing the bonds. The project is to construct a new 60,000 sq. ft. building, the Maywood Park Center, to replace the current Maywood Park building. The new facility will provide space for classrooms, student services, workforce support, administration,



community meetings, and building support space. The building will house the college's western district workforce training, certificate and degree programs. The community college will provide the constitutionally required match for the Article XI-G bonds through various possible revenue sources which may include grants, donations, partnership contributions, a local bond levy, or some combination of sources.

- Oregon Coast Community College – Workforce Education and Resiliency Center: approved \$8,140,000 Article XI-G bonds to finance \$8,000,000 of project costs and \$140,000 for costs of issuing the bonds. The project is to construct a new 30,000 sq. ft., two story building to provide space for workforce development academic programs, student study areas, as well as administrative and faculty offices. The community college will provide the constitutionally required match for the Article XI-G bonds through various revenues, including a local bond levy and a capital construction campaign.
- Portland Community College – Health Technology Building Renovation: approved \$8,140,000 Article XI-G bonds to finance \$8,000,000 of project costs and \$140,000 for costs of issuing the bonds. The renovation project is to demolish the 55,800 sq. ft. interior space, reconstruct instructional spaces, replace restroom fixtures and locker rooms, incorporate seismic standards, and replace non code compliant mechanical, electrical and plumbing systems. The community college will provide the constitutionally required match for the Article XI-G bonds with proceeds from a 2008 bond levy and a 2017 bond levy (if approved).
- Rogue Community College – Elk Building Science Facility Renovation and Expansion: approved \$6,125,000 Article XI-G bonds to finance \$6,000,000 of project costs and \$125,000 for costs of issuing the bonds. The project includes renovation of the existing 10,086 sq. ft. Elk Building science facility and adding 16,000 sq. ft. of space to provide the nursing and allied health programs with a more modern science facility. The project will increase instructional capacity, redesign lab spaces, and expand infrastructure to meet current and future academic needs. The community college will provide the constitutionally required match for the Article XI-G bonds with proceeds from a May 2016 bond.
- Southwestern Oregon Community College – Dellwood Hall Remodel and Expansion: approved \$2,805,000 Article XI-G bonds to finance \$2,749,997 of project costs and \$55,003 for costs of issuing the bonds. The project is to remodel Dellwood Hall including construction of a 12,100 sq. ft. second floor onto the existing one story building. The project will integrate all student services into one building to create a comprehensive Student Services Center. The community college will provide the constitutionally required match for the Article XI-G bonds with private funds, grants, and possibly a bond levy.
- Treasure Valley Community College – Workforce Vocational Center: reauthorized \$2,865,000 in Article XI-G bonds to finance \$2,830,250 of project costs and \$34,750 for costs of issuing the bonds. This project was originally approved in SB 5507 (2013) and was reauthorized in HB 5005 (2015). The project involves construction of a new facility to expand space for welding training and to house natural resource, renewable energy, wild land fire, construction trades, and waste water management programs. The community college will provide the constitutionally required match for the Article XI-G bonds with grants, fundraising, and/or a district bond levy.

- Umpqua Community College – Industrial Technology Building: reauthorized \$8,140,000 in Article XI-G bonds to finance \$8,000,000 of project costs and \$140,000 for costs of issuing the bonds. This project was originally approved in SB 5507 (2013) and was reauthorized in HB 5005 (2015). The project is to construct a new two-story, 68,000 sq. ft. building that will bring together automotive, welding/fabrication, and manufacturing programs into one facility. The project includes a 20-bay automotive service shop, tools room, auto classroom, lab, small lobby, and four faculty offices. The community college will provide the constitutionally required match for the Article XI-G bonds with a bond levy and/or fundraising.

Senate Bill 5505, SECTIONS 1 - 3.

Program Designation	2015-17 Legislatively Approved	2017-19 Governor's Budget	2017-19 Committee Recommendations	Changes from Governor's Budget
<b>GENERAL OBLIGATION BONDS</b>				
<b>General Fund Obligations</b>				
Higher Education Coordinating Comm. - PU (Art. XI-G)	\$ 92,450,000	\$ 121,690,000	\$ 101,385,000	\$ (20,305,000)
Higher Education Coordinating Comm. - CC (Art. XI-G)	\$ 58,401,600	\$ 102,795,250	\$ 103,185,000	\$ 389,750
Oregon Health and Science University (Art. XI-G)	\$ 200,035,000	\$ -	\$ -	\$ -
Dept of Environmental Quality (Art. XI-H)	\$ -	\$ 10,300,000	\$ 10,300,000	\$ -
Oregon Business Development Dept. (Art. XI-M)	\$ 176,870,000	\$ 161,680,000	\$ 101,180,000	\$ (60,500,000)
Oregon Business Development Dept. (Art. XI-N)	\$ 30,440,000	\$ 40,580,000	\$ 20,430,000	\$ (20,150,000)
Oregon Department of Education (Art. XI-P)	\$ 126,210,000	\$ 120,065,000	\$ 100,985,000	\$ (19,080,000)
Department of Administrative Services (Art. XI-Q)	\$ 433,460,000	\$ 411,752,389	\$ 563,839,225	\$ 152,086,836
Oregon Department of Transportation (Art. XI, Sec. 7)	\$ 35,475,000	\$ -	\$ -	\$ -
<b>Dedicated Fund Obligations</b>				
Department of Veterans' Affairs (Art. XI-A)	\$ 100,000,000	\$ 120,000,000	\$ 120,000,000	\$ -
Higher Education Coordinating Comm. (Art. XI-F(1))	\$ 74,225,000	\$ 81,470,000	\$ 86,570,000	\$ 5,100,000
Dept of Environmental Quality (Art. XI-H)	\$ 10,000,000	\$ 10,000,000	\$ 10,000,000	\$ -
Water Resources Department (Art. XI-I(1))	\$ 30,520,000	\$ -	\$ -	\$ -
Housing and Community Services Dept (Art. XI-I(2))	\$ 25,000,000	\$ 25,000,000	\$ 25,000,000	\$ -
Department of Energy/OBDD (Art. XI-J)	\$ 25,000,000	\$ -	\$ -	\$ -
Department of Administrative Services (Art. XI-Q)	\$ 17,275,000	\$ 2,607,611	\$ 14,435,775	\$ 11,828,164
<b>Total General Obligation Bonds</b>	<b>\$ 1,435,361,600</b>	<b>\$ 1,207,940,250</b>	<b>\$ 1,257,310,000</b>	<b>\$ 49,369,750</b>
<b>REVENUE BONDS</b>				
<b>Direct Revenue Bonds</b>				
Housing and Community Services Department	\$ 300,000,000	\$ 300,000,000	\$ 300,000,000	\$ -
Department of Transportation				
Highway User Tax	\$ 393,160,000	\$ -	\$ -	\$ -
Oregon Business Development Department	\$ 30,000,000	\$ 30,000,000	\$ 30,000,000	\$ -
Department of Administrative Services				
Lottery Revenue Bonds	\$ 213,125,000	\$ 219,915,000	\$ 199,860,000	\$ (20,055,000)
<b>Total Direct Revenue Bonds</b>	<b>\$ 936,285,000</b>	<b>\$ 549,915,000</b>	<b>\$ 529,860,000</b>	<b>\$ (20,055,000)</b>

**Pass Through Revenue Bonds**

Oregon Business Development Department				
Industrial Development Bonds	\$ 200,000,000	\$ 400,000,000	\$ 400,000,000	\$ -
Beginning and Expanding Farmer Loan Program	\$ 10,000,000	\$ 10,000,000	\$ 10,000,000	\$ -
Oregon Facilities Authority	\$ 950,000,000	\$ 1,350,000,000	\$ 1,350,000,000	\$ -
Housing and Community Services Department	\$ 250,000,000	\$ 250,000,000	\$ 325,000,000	\$ 75,000,000
<b>Total Pass Through Revenue Bonds</b>	<b>\$ 1,410,000,000</b>	<b>\$ 2,010,000,000</b>	<b>\$ 2,085,000,000</b>	<b>\$ 75,000,000</b>
<b>Total Revenue Bonds</b>	<b>\$ 2,346,285,000</b>	<b>\$ 2,559,915,000</b>	<b>\$ 2,614,860,000</b>	<b>\$ 54,945,000</b>

**OTHER FINANCING AGREEMENTS**

Department of Administrative Services	<b>\$ 46,500,000</b>	<b>\$ 10,000,000</b>	<b>\$ 110,985,000</b>	<b>\$ 100,985,000</b>
---------------------------------------	----------------------	----------------------	-----------------------	-----------------------

**Senate Bill 5505, SECTION 4**

**Private Activity Bond Allocation for Calendar Years 2018 and 2019**

Allocation For:	2015-17 Legislatively Approved Budget		2017-19 Committee Recommendations	
	2016 Calendar Year	2017 Calendar Year	2018 Calendar Year	2019 Calendar Year
Oregon Business Development Department, Industrial Development Bonds	\$ 40,000,000	\$ 40,000,000	\$ 40,000,000	\$ 40,000,000
Oregon Business Development Department, Beginning and Expanding Farmer Loan Program	\$ 5,000,000	\$ 5,000,000	\$ 5,000,000	\$ 5,000,000
Oregon Housing & Community Services Department	\$ 125,000,000	\$ 125,000,000	\$ 125,000,000	\$ 125,000,000
State Department of Energy	\$ 5,000,000	\$ 5,000,000	\$ -	\$ -
Private Activity Bond Committee	\$ 222,023,900	\$ 222,023,900	\$ 239,346,500	\$ 239,346,500
<b>Totals</b>	<b>\$ 397,023,900</b>	<b>\$ 397,023,900</b>	<b>\$ 409,346,500</b>	<b>\$ 409,346,500</b>

**SB 5529 A BUDGET REPORT and MEASURE SUMMARY**

**Carrier:** Sen. Winters

**Joint Committee On Ways and Means**

---

**Action Date:** 07/03/17

**Action:** Do pass with amendments. (Printed A-Eng.)

**Senate Vote**

**Yeas:** 12 - DeBoer, Devlin, Frederick, Girod, Hansell, Johnson, Manning Jr, Monroe, Roblan, Steiner Hayward, Thomsen, Winters

**House Vote**

**Yeas:** 7 - Gomberg, Holvey, Huffman, Nathanson, Rayfield, Smith Warner, Williamson

**Nays:** 1 - McLane

**Exc:** 3 - Smith G, Stark, Whisnant

**Prepared By:** Steve Bender, Legislative Fiscal Office

---

**Various Agencies – Lottery Allocations**

**2017-19**

**Various Agencies – Criminal Fine Account Allocations**

**2017-19**

**Various Agencies – Oregon Marijuana Account Allocations**

**2017-19**

## **Summary of Revenue Changes**

The Oregon Lottery collects revenues from traditional and video lottery gaming. It pays player prizes and its operating expenses out of these revenues and then transfers the balance (net profits) to the Administrative Services Economic Development Fund (EDF). The Department of Administrative Services (DAS) then distributes funds from the EDF in adherence with constitutional and statutory funding priorities, including specific Legislative allocations. The amounts outlined in this bill are based on the Lottery revenue forecast from the DAS Office of Economic Analysis as of May 2017, adjusted for projections of reversions of unspent Lottery Funds allocations transferred to the EDF under ORS 461.559, and for anticipated administrative actions by the Oregon Lottery to transfer an additional \$20,000,000 of funds exceeding those maintained for contingency purposes to the EDF, in the 2017-19 biennium. ORS 461.559 requires certain Lottery Funds allocations unspent at the end of a biennium to be reverted to the EDF. Total reversions under this provision, which are projected equal \$4,034,893 in the 2017-19 biennium, were not included in the DAS Office of Economic Analysis Lottery Funds forecast, but the amounts in this bill include those reversions in total available resources. As actual amounts vary, the allocations or distributions set forth within may also vary – in some cases requiring related expenditure limitation adjustments.

The Oregon Lottery transfers Lottery Funds to the Administrative Services EDF on a quarterly basis. From each quarterly transfer, a number of dedicated distributions are required by the Oregon Constitution or are provided for in Oregon Revised Statutes (ORS), including:

- The Oregon Constitution requires that 18 percent of net proceeds be distributed to the Education Stability Fund.
- The Oregon Constitution requires that 15 percent of net proceeds be distributed to the Parks and Natural Resources Fund.
- The Oregon Constitution requires that 1.5 percent of net proceeds be distributed to the Veterans' Services Fund.
- Oregon statutes require that 4 percent of net proceeds, but no more than \$5.5 million per quarter adjusted for inflation, be distributed to the Outdoor School Education Fund.
- Oregon statute requires that 2.5 percent of net proceeds of video lottery gaming be distributed to the counties for economic development projects. Beginning with the 2005-07 biennium, 50 percent of the operating costs for the Economic Revitalization Team (ERT) established by ORS 284.555 are also funded from this source. Beginning with the 2013-15 biennium, 50 percent of the new funding for Regional Solutions Program positions are also funded from this source.
- Oregon statute requires that one percent of net profits be distributed to the Sports Lottery Account for sports programs at state institutions of higher education and for scholarships.
- Oregon statute requires that one percent of net proceeds be transferred to the Oregon Health Authority for Gambling Addiction prevention and treatment programs.

- Oregon statute requires that one percent of the net proceeds, not to exceed \$1.53 million annually, be transferred to the County Fair account. The maximum amount is adjusted each biennium pursuant to certain changes in the Consumer Price Index.
- Oregon statute requires that annual debt service payments for outstanding lottery bonds be satisfied before allocating for other purposes. During the 2017-19 biennium, debt service requirements will comprise approximately 19 percent of the total distributions from the EDF.

Finally, the Legislature makes other allocations from the EDF within authorized public purposes. These purposes include job creation, economic development and public education. Currently, the bulk of allocations are made to the Department of Education for the State School Fund and to the Oregon Business Development Department for various program expenditures.

Debt service allocations are paid annually. Interest earned on the EDF remains within the fund itself. If at the end of any quarter funds remain undistributed, they will remain in the EDF for allocation in future quarters. If in any quarter revenue in the EDF is insufficient to pay for quarterly distribution of allocations, DAS will first fund debt service obligations. Remaining revenues will be distributed in a prorated manner.

## **Summary of Capital Construction Subcommittee Action**

### **Allocation of Lottery Revenue**

Senate Bill 5529 allocates lottery revenue from the EDF and the Veterans' Services Fund. The amounts outlined in this bill are based on the Lottery revenue forecast from the DAS Office of Economic Analysis as of May 2017, adjusted for projections of reversions of unspent Lottery Funds allocations transferred to the EDF under ORS 461.559, and for Oregon Lottery administrative actions. The attached tables display the Lottery Funds allocated by the Subcommittee from the EDF and Veterans' Services Fund. All Lottery Funds allocations approved from these funds for the 2017-19 biennium are included in Senate Bill 5529. The 2017-19 allocations are summarized below.

- A total of \$247.8 million Lottery Funds is allocated for debt service for outstanding bonds. These funds are allocated to the DAS since the DAS Capital Investment Section manages debt service for the state. DAS will transfer the necessary funding to the Higher Education Coordinating Commission, Oregon Business Development Department, Housing and Community Services Department, Department of Transportation, Department of Forestry, Department of Energy, State Parks and Recreation Department and the Water Resources Department for the payment of debt on existing lottery bonds. No allocations are included to pay debt service for lottery revenue bonds issued in the 2017-19 biennium.
- The State School Fund is allocated \$464.8 million Lottery Funds.

- A total of \$66.2 million Lottery Funds is allocated for the programs of the Oregon Business Development Department. This total excludes amounts allocated for debt service payments on Lottery revenue bonds, but includes \$7.1 million for Operations; \$56.4 million in for Business, Innovation and Trade; \$1.5 million for the Infrastructure Finance Authority, and \$1.2 million for the Film and Video Office.
- The Office of the Governor is allocated \$3.7 million Lottery Funds for the Regional Solutions Program. Half of this funding will come from a reduction in the video lottery proceeds that are distributed to counties for economic development.
- The Department of Veterans' Services is allocated \$14.9 million Lottery Funds from the Veterans' Services Fund. This total includes \$7.8 million for Veterans' Services Program, \$6.9 million for county veterans' service officers, and \$118,156 for national service organizations.
- The Housing and Community Services Department is allocated \$1.5 million of Lottery Funds from the Veterans' Services Fund for housing assistance to veterans.

#### Education Stability Fund

A constitutional amendment approved by Oregon voters in 1997, and amended in 2002, requires that 18 percent of net lottery proceeds be transferred to the Education Stability Fund. Interest earnings on this fund are continuously appropriated for the benefit of education programs. These earnings are split 75 percent to the Oregon Education Fund, which is currently used to help pay debt service on lottery bonds that were previously issued for the Department of Education, and 25 percent to the Oregon Student Access Commission for Opportunity Grants.

Ten percent of the amount deposited in the Education Stability Fund is deposited into the Oregon Growth Account within the Fund. All declared earnings from this account are continuously appropriated to the Oregon Education Fund and the Oregon Student Assistance Commission. The transfers and distributions relating to the Education Stability Fund as described here are established by the Oregon Constitution and by other statutes – therefore Senate Bill 5529 does not include provisions relating to them.

#### Parks and Natural Resources Fund

Ballot Measure 76, approved by Oregon voters in 2010, requires 15 percent of net lottery proceeds to be transferred to the Parks and Natural Resources Fund. This fund is continuously appropriated for the benefit of parks and recreation and for native species protection and restoration. This transfer is established by the Oregon Constitution. Senate Bill 5529, therefore, does not include provisions relating to it.

#### Veterans' Services Fund

Ballot Measure 96, approved by Oregon voters in 2016, requires 1.5 percent of net lottery proceeds to be transferred to the Veterans' Services Fund. This fund is continuously appropriated for the benefit of veterans. This transfer is established by the Oregon Constitution. Senate Bill 5529, therefore, does not include a provision to transfer lottery proceeds into the Veterans' Services Fund. The bill does, however, include



allocations from the Veterans' Services Fund to support programs benefitting veterans at the Department of Veterans' Affairs and the Department of Housing and Community Services.

#### Outdoor School Education Fund

Ballot Measure 99, approved by Oregon voters in 2016, requires 4 percent of net proceeds, but no more than \$5.5 million per quarter adjusted for inflation, be distributed to the Outdoor School Education Fund. The Fund supports the Outdoor School program and is managed by the Oregon State University Extension Service. Instead of the percentage allocation described in statute, the Subcommittee approved a fixed allocation of \$24,000,000 for the 2017-19 biennium

#### County Economic Development

ORS 461.547 requires that 2.5 percent of net proceeds of video lottery gaming be distributed to the counties for economic development projects. Beginning with the 2005-07 biennium, 50 percent of the operating costs for the Economic Revitalization Team (ERT) established by ORS 284.555 have also been funded from this source.

The Subcommittee approved allocating a fixed dollar amount for county economic development during the 2017-19 biennium, rather than the percentage allocation described in statute. The fixed dollar amount is \$41,285,992, which is equal to 2.5 percent of the amount of video lottery proceeds forecasted in the May 2017 revenue forecast, minus one-half of the allocation to the Office of the Governor for the Regional Solutions Program.

#### Gambling Addiction Prevention and Treatment

The 1999 Legislature statutorily dedicated one percent of net lottery proceeds to be transferred to the Oregon Health Authority to fund gambling addiction programs in the state.

Instead of the percentage allocation described in statute, the Subcommittee approved a fixed allocation of \$12,457,116 for the 2017-19 biennium.

#### Sports Lottery Account

Beginning in 2007, one percent of net lottery proceeds are dedicated for distribution to public universities to offset the costs of intercollegiate athletic programs and for academic scholarships.

Instead of the percentage allocation described in statute, the Subcommittee approved a fixed allocation of \$8,240,000 for the 2017-19 biennium.

### County Fairs

The 2001 Legislature statutorily dedicated one percent of net lottery proceeds, with certain limitations, for distribution to county fair programs throughout the state. This amount is adjusted by inflation each biennium.

Instead of the percentage allocation described in statute, the Subcommittee approved a fixed allocation of \$3,828,000 for the 2017-19 biennium.

### Lottery Funds Expenditure Limitation

Lottery Funds expenditure limitation related to these allocations is generally contained within the respective agency budget bills and in House Bill 5006.

### **Allocation of Criminal Fine Account**

ORS 137.300 establishes the Criminal Fine Account (CFA), and identifies program priorities for account moneys, but does not specify a funding level for the programs. A portion of the crime and violation fine payments collected by state and local courts are transferred into the account. The Expenditure limitations for programs receiving CFA allocations are established in the separate appropriation bills for the various receiving agencies. Any CFA revenues remaining after the specific program allocations are made are deposited into the General Fund.

The revenue forecast for the CFA for the 2017-19 biennium totals \$143.8 million. This amount is equal to the amount in the revenue forecast from the DAS Office of Economic Analysis as of May 2017, adjusted for the CFA revenue impacts of HB 2409 and HB 2797.

The Subcommittee approved allocations to agencies totaling \$77 million, leaving \$66.8 million to be deposited into General Fund. Those revenues are included in the General Fund expenditures authorized in the 2017-19 Legislatively Adopted Budget. The specific allocation amounts authorized in this bill are listed in the table of this budget report.

### **Allocation of Oregon Marijuana Account**

Revenues from the state Marijuana taxes are deposited into the Oregon Marijuana Account. The Department of Revenue transfers 10 percent of Account funds to cities, and 10 percent to counties, by formulas established in statute. The remaining 80 percent of moneys in the Oregon Marijuana Account is allocated to state programs in this bill.

Oregon statutes dedicate the remaining 80 percent of moneys to be distributed as follows:

- 40 percent to the State School Fund
- 20 percent to the Mental Health Alcoholism and Drug Services Account
- 15 percent to the State Police Account
- 5 percent to alcohol and drug abuse prevention, early intervention and treatment services.

The revenue forecast for the Oregon Marijuana Account for the 2017-19 biennium totals \$202.5 million. This amount is equal to the amount in the revenue forecast from the DAS Office of Economic Analysis as of May 2017, adjusted for the Oregon Marijuana Account revenue impact of SB 1057. The Department of Revenue will distribute \$40.5 million to cities and counties.

The remaining \$162 million are allocated as directed under statute:

- \$81.0 million to the State School Fund
- \$40.5 million to the Mental Health Alcoholism and Drug Services Account
- \$30.4 million to the State Police Account.
- \$10.1 million to alcohol and drug abuse prevention, early intervention and treatment services.

## LOTTERY FUNDS CASH FLOW SUMMARY

	2015-17 Legislatively Approved Budget <sup>1</sup>	2017-19 Legislatively Adopted Budget <sup>2</sup>
<b>ECONOMIC DEVELOPMENT FUND</b>		
RESOURCES		
Beginning Balance	\$20,499,857	\$49,016,803
Lottery Funds Reversions under ORS 461.559		\$4,034,893
REVENUES		
Transfers from Lottery		
Net Proceeds	\$1,235,350,601	\$1,246,173,324
Administrative Actions	0	20,000,000
Other Revenues		
Interest Earnings	9,424,627	2,000,000
Other		
Total Revenue	1,244,775,228	1,268,173,324
TOTAL RESOURCES	1,265,275,085	1,317,190,127
DISTRIBUTIONS / ALLOCATIONS		
Distribution of Video Revenues to Counties	(39,083,827)	(\$41,285,992)
Distribution to Education Stability Fund	(222,363,108)	(\$224,311,198)
Distribution to Parks and Natural Resources Fund	(185,302,590)	(\$186,925,999)
Distribution for Outdoor School Fund	0	(24,000,000)
Distribution for Veterans' Services Fund	0	(\$18,692,600)
Distribution for Sports Programs	(8,240,000)	(8,240,000)
Distribution for Gambling Addiction	(11,348,753)	(12,457,116)
Distribution for County Fairs	(3,864,000)	(3,828,000)
Allocation to State School Fund	(447,703,907)	(464,758,594)
Debt Service Allocations	(225,477,038)	(247,787,311)
Other Agency Allocations	(72,875,060)	(69,903,317)
<b>TOTAL DISTRIBUTIONS / ALLOCATIONS</b>	<b>(1,215,100,899)</b>	<b>(1,302,190,127)</b>
<b>ENDING BALANCE</b>	<b>\$49,016,803</b>	<b>\$15,000,000</b>
<b>EDUCATION STABILITY FUND</b>		
(not including OGA or ORTDF)		
RESOURCES		
Beginning Balance	\$179,379,997	\$383,759,105
Revenues		
Transfer from the Economic Development Fund	\$204,379,108	\$201,880,078
Interest Earnings	\$5,327,115	\$22,455,743
Total Revenue	209,706,223	224,335,821
TOTAL RESOURCES	389,086,220	608,094,926
DISTRIBUTIONS		
Interest Distributions	(\$5,327,115)	(21,808,752)
Debt Service Allocations	0	(646,991)
<b>TOTAL DISTRIBUTIONS</b>	<b>(5,327,115)</b>	<b>(22,455,743)</b>
<b>ENDING BALANCE</b>	<b>\$383,759,105</b>	<b>\$585,639,183</b>

1. The 2015-17 Legislatively Approved Budget is based on the May 2017 forecast of 2015-17 resources.

2. The 2017-19 Legislatively Adopted Budget is based on the May 2017 forecast of 2017-19 resources with the adjustments shown for lottery reversions and administrative actions.

3. 2017-19 beginning balance is equal to 2015-17 ending balance.

4. Only transfers to the Main Education Stability fund account, and not the 10% transferred to the Oregon Growth Account.

**2017-19 LOTTERY FUNDS ALLOCATIONS AND EXPENDITURES**

	<b>New Lottery Funds Allocation</b>	<b>Beginning Lottery Balance</b>	<b>Interest and Other Earnings</b>	<b>2017-19 LAB Expenditure Limitation</b>	<b>Ending Lottery Balance</b>
<b>ECONOMIC DEVELOPMENT FUND</b>					
<b>DEBT SERVICE COMMITMENTS</b>					
Higher Education Coordinating Commission					
Outstanding bonds	43,490,902	89,912	0	43,580,814	0
Business Development Dept.					
Outstanding bonds	46,776,651	2,984,601	0	49,761,252	0
Housing and Community Services Dept.					
Outstanding bonds	15,978,252	29,030	0	16,007,282	0
Department of Transportation					
Outstanding bonds	114,394,343	210,621	0	114,604,964	0
Department of Administrative Services					
Outstanding bonds	16,268,179	26,788	0	16,294,967	0
Forestry Department					
Outstanding Bonds	2,596,014	4,987	0	2,601,001	0
Department of Energy					
Outstanding Bonds	3,015,546	8,084	0	3,023,630	0
State Parks and Recreation Dept.					
Outstanding Bonds	1,318,425	0	0	1,318,425	0
Water Resources Department					
Outstanding Bonds	3,948,999	4,970	0	3,953,969	0
<b>OTHER ALLOCATIONS</b>					
Higher Education Coordinating Commission					
Collegiate Athletics	8,240,000	0	0	8,240,000	0
Outdoor Schools	24,000,000	0	0	24,000,000	0
Oregon Health Authority					
Gambling Addiction Treatment	12,457,116	0	0	12,457,116	0
Department of Education					
State School Fund	464,758,594	0	0	464,758,594	0
Department of Administrative Services					
Distribution to County Fairs	3,828,000	0	0	3,828,000	0
Office of the Governor					
Regional Solutions	3,689,100	0	0	3,689,100	0
Business Development Department					
Operations	7,094,443	0	0	7,094,443	0
Business, Innovation, and Trade	56,363,565	3,875,000	0	56,363,565	3,875,000
Infrastructure Financing Authority	1,548,664	250,000	0	1,548,664	250,000
Film and Video	1,207,545	0	0	1,207,545	0
<b>TOTAL ECONOMIC DEVELOPMENT FUND</b>	<b>\$830,974,338</b>	<b>\$7,483,993</b>	<b>\$0</b>	<b>\$834,333,331</b>	<b>\$4,125,000</b>
<b>EDUCATION STABILITY FUND / OREGON EDUCATION FUND</b>					
Higher Education Coordinating Commission					
Opportunity Grants	21,808,752	0	0	20,746,268	1,062,484
Department of Education					
Education Bonds Outstanding	646,991	4,234	0	651,225	0
<b>TOTAL EDUCATION STABILITY/OREGON EDUCATION FUND</b>	<b>\$22,455,743</b>	<b>\$4,234</b>	<b>\$0</b>	<b>\$21,397,493</b>	<b>\$1,062,484</b>
<b>VETERANS' SERVICES FUND</b>					
Department of Veterans' Affairs					
Veterans' Services Program	7,833,718	0	0	7,833,718	0
County Veterans' Service Officers	6,904,151	0	0	6,904,151	0
National Service Organizations	118,156	0	0	118,156	0
Department of Housing and Community Services					
Housing Assistance to Veterans	1,500,000	0	0	350,000	1,150,000
<b>TOTAL VETERANS' SERVICES FUND</b>	<b>\$16,356,025</b>	<b>\$0</b>	<b>\$0</b>	<b>\$15,206,025</b>	<b>\$1,150,000</b>

**Veterans' Services Fund**

	2017-19 Legislatively Adopted
VSF Beginning Balance	\$0
Lottery Revenue	\$18,692,600
Lottery Resources	\$18,692,600
Allocations to ODVA	
Veterans' Services Program	\$7,833,718
County Veteran Service Officers	\$6,904,151
National Service Organizations	\$118,156
Total ODVA Allocations	\$14,856,025
Allocations to HCSD	
Housing Assistance to Veterans	\$1,500,000
Total Allocations	\$16,356,025
VSF Ending Balance	\$2,336,575

**CRIMINAL FINE ACCOUNT ALLOCATIONS**

	<b>2015-17 Legislatively Approved Budget</b>	<b>2017-19 Current Service Level</b>	<b>Percent Change</b>	<b>2017-19 Legislatively Adopted Budget</b>	<b>Percent Change</b>
<b>Criminal Fine Account Revenues</b>	<b>\$ 122,859,199</b>	<b>\$ 132,433,894</b>	<b>7.8%</b>	<b>\$ 143,803,894</b>	<b>17.0%</b>
<b>Criminal Fine Account Allocations:</b>					
<i>Department of Public Safety Standards and Training</i>					
Operations	\$ 31,080,778	\$ 34,549,738	11.2%	\$ 32,584,757	4.8%
Public Safety Memorial Fund	128,420	200,030	55.8%	200,030	55.8%
Subtotal:	\$ 31,209,198	\$ 34,749,768	11.3%	\$ 32,784,787	5.0%
<i>Department of Justice</i>					
Child Abuse Multidisciplinary Intervention (CAMI)	\$ 10,311,579	\$ 10,690,929	3.7%	\$ 10,679,854	3.6%
Regional Assessment Centers	787,663	816,807	3.7%	815,961	3.6%
Criminal Injuries Compensation Account (CICA)	8,775,830	9,100,536	3.7%	9,095,393	3.6%
Child Abuse Medical Assessments	666,107	690,752	3.7%	690,667	3.7%
Subtotal:	\$ 20,541,179	\$ 21,299,024	3.7%	\$ 21,281,875	3.6%
<i>Department of Human Services</i>					
Domestic Violence Fund	\$ 2,224,675	\$ 2,239,608	0.7%	\$ 2,239,608	0.7%
Sexual Assault Victims Fund	533,332	518,399	-2.8%	518,399	-2.8%
Subtotal:	\$ 2,758,007	\$ 2,758,007	0.0%	\$ 2,758,007	0.0%
<i>Oregon Health Authority</i>					
Emergency Medical Services & Trauma Services	\$ 331,824	\$ 331,824	0.0%	\$ 331,824	0.0%
Alcohol & Drug Abuse Prevention	42,884	42,884	0.0%	42,884	0.0%
Law Enforcement Medical Liability Account (LEMLA)	1,339,000	1,354,360	1.1%	1,354,360	1.1%
Intoxicated Driver Program	4,323,000	4,323,000	0.0%	4,323,000	0.0%
Subtotal:	\$ 6,036,708	\$ 6,052,068	0.3%	\$ 6,052,068	0.3%
<i>Oregon Judicial Department</i>					
State court security and emergency preparedness	\$ 3,446,002	\$ 3,588,745	4.1%	\$ 3,588,745	4.1%
County court facilities security	4,148,922	3,161,732	-23.8%	2,824,208	-31.9%
Capital improvements for courthouses and other state court facilities	3,500,000	-	-100.0%	-	-100.0%
State Court Technology Fund	-	-	0.0%	3,110,000	N/A
Subtotal:	\$ 11,094,924	\$ 6,750,477	-39.2%	\$ 9,522,953	-14.2%
<i>Oregon State Police</i>					
Driving Under the Influence Enforcement	\$ 253,000	\$ 351,572	39.0%	\$ 351,572	39.0%
<i>Department of Corrections</i>					
County correction programs and facilities, and alcohol and drug programs	\$ 4,391,472	\$ 4,257,421	-3.1%	\$ 4,257,421	-3.1%
<i>Governor's Office</i>					
Arrest & Return for Extradition	\$ 22,500	\$ 22,500	0.0%	\$ -	-100.0%
<b>Total Allocations:</b>	<b>\$ 76,306,988</b>	<b>\$ 76,240,837</b>	<b>-0.1%</b>	<b>\$ 77,008,683</b>	<b>0.9%</b>
<b>Transfer to the General Fund:</b>	<b>\$ 46,552,211</b>	<b>\$ 56,193,057</b>	<b>20.7%</b>	<b>\$ 66,795,211</b>	<b>43.5%</b>

### Oregon Marijuana Account (includes 2015-17 Carry Forward)

	HB 3470 Distn	2017-19 Biennium Oregon Marijuana Account
Cities	10%	20,246,800
Counties	10%	20,246,800
<b>Subtotal Local</b>		<b>\$40,493,600</b>
State School Fund	40%	80,987,200
Mental Health Alcoholism & Drug Services Account	20%	40,493,600
Drug and alcohol abuse prevention and treatment	5%	10,123,400
State Police Account	15%	30,370,200
<b>Subtotal State</b>		<b>\$161,974,400</b>
<b>Total</b>	<b>100%</b>	<b>\$202,468,000</b>



**FISCAL IMPACT OF PROPOSED LEGISLATION**

79th Oregon Legislative Assembly – 2017 Regular Session  
Legislative Fiscal Office

**Measure: SB 5530 - A**

***Only Impacts on Original or Engrossed  
Versions are Considered Official***

Prepared by: Amanda Beitel  
Reviewed by: Michelle Deister, Steve Bender, Gregory Jolivet, Paul Siebert, Matt Stayner,  
Amanda Beitel  
Date: 7/4/2017

**Measure Description:**

Authorizes the issuance of lottery revenue bonds for the 2017-19 biennium.

**Government Unit(s) Affected:**

Business Development Department (Business Oregon), Department of Administrative Services (DAS), Department of State Lands, Housing and Community Services Department, Oregon Department of Transportation (ODOT), Oregon Parks and Recreation Department (OPRD), Water Resources Department

**Summary of Expenditure Impact:** See Analysis

**Summary of Revenue Impact:** See Analysis

**Analysis:**

Senate Bill 5530 authorizes the issuance of lottery revenue bonds for specified projects. All lottery revenue bonds authorized for the 2017-19 biennium are included in SB 5530, with the exception of one project authorized in House Bill 2278 (2015).

A total of \$165,110,000 of lottery bond proceeds are authorized to be spent on 31 projects funded in the following state agencies:

- Department of Administrative Services - \$27,470,000
- Department of State Lands - \$3,000,000
- Department of Transportation - \$37,000,000
- Oregon Business Development Department - \$45,440,000
- Housing and Community Services Department - \$25,000,000
- Parks and Recreation Department - \$5,000,000
- Water Resources Department - \$22,200,000

Bond costs of issuance are estimated to be \$3,217,347. Total amounts deposited in debt service reserve accounts are estimated to be \$14,997,653. SB 5505 includes lottery revenue bond authority of \$183,325,000 to generate proceeds for project costs, costs of issuance, and debt service reserves.

Authority to spend bond proceeds for project costs and pay for the cost of issuing bonds is included in the budget reconciliation bill (HB 5006). Lottery revenue bonds will be issued in the spring of 2019, so no debt service payments are due in the 2017-19 biennium. Lottery Funds debt service is estimated to be \$29,840,423 in the 2019-21 biennium.

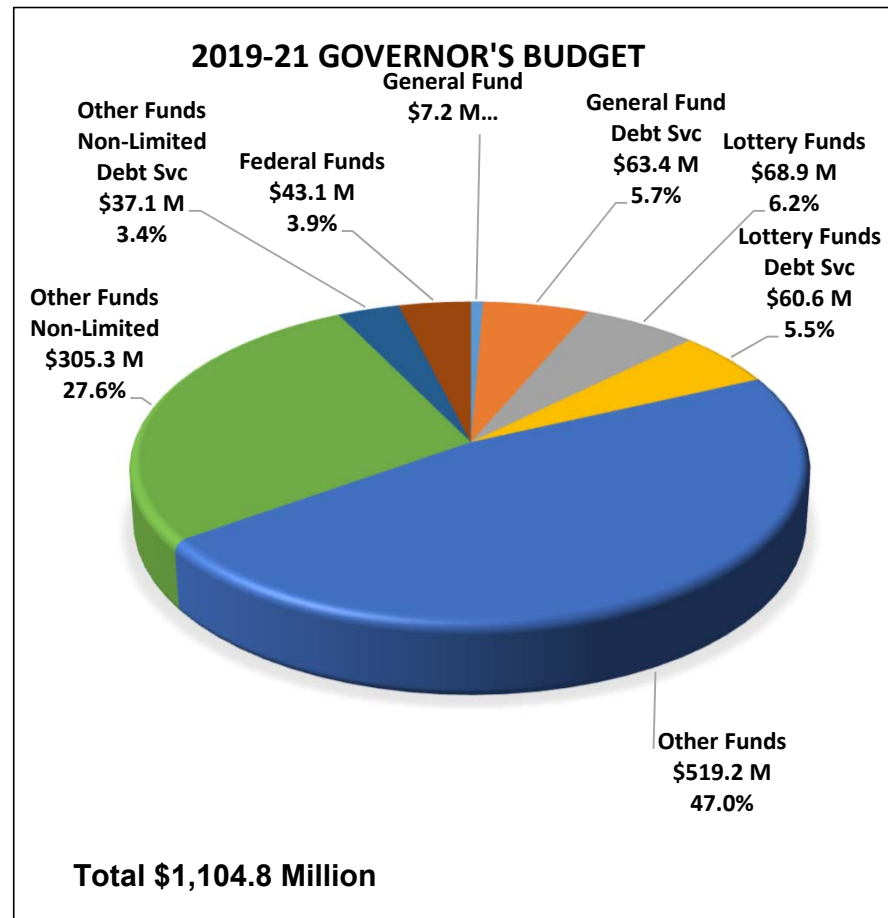
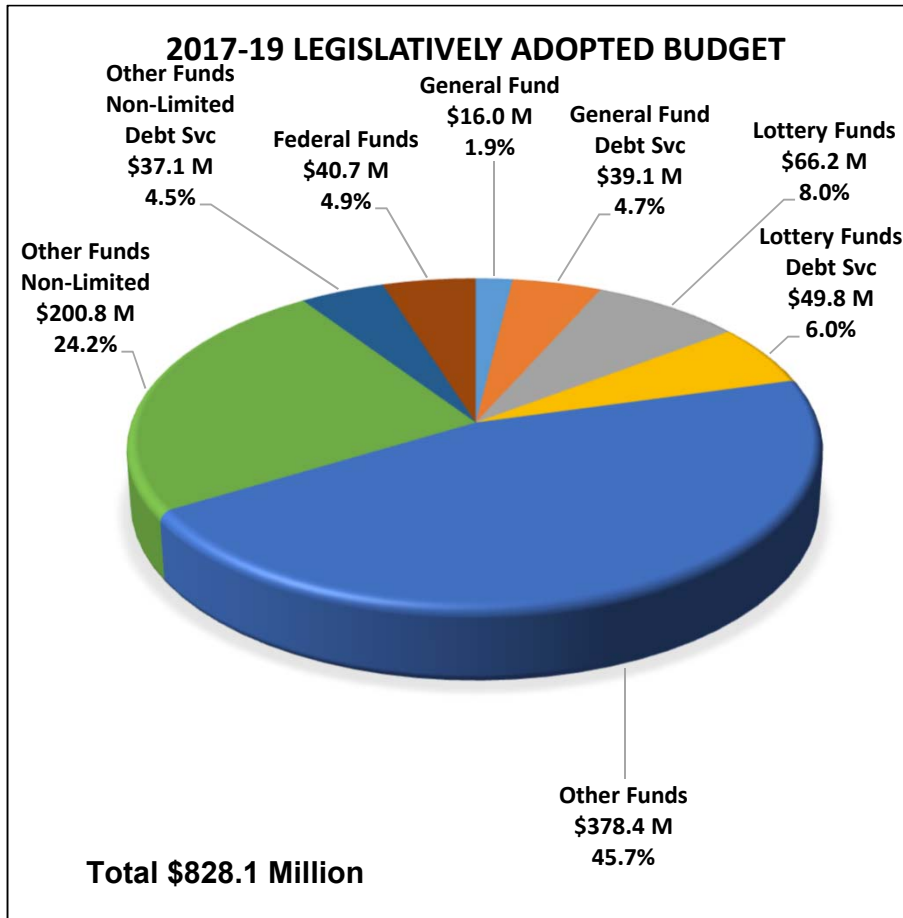
## **BUDGET NARRATIVE**

---

This Page Intentionally Left Blank

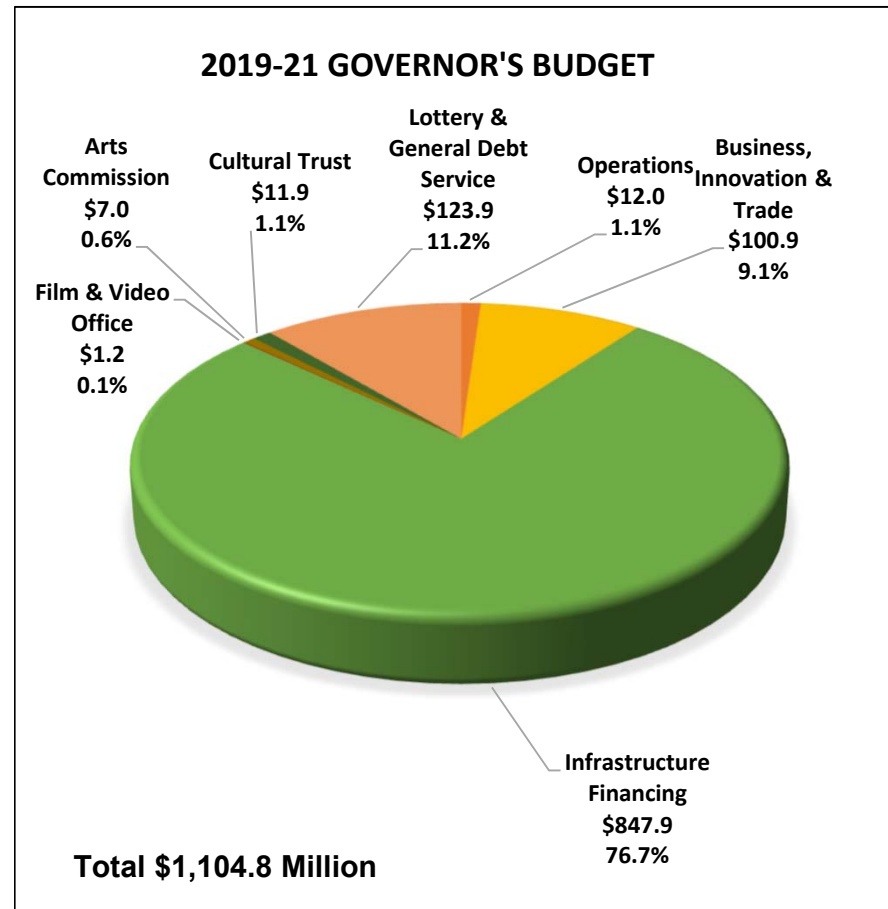
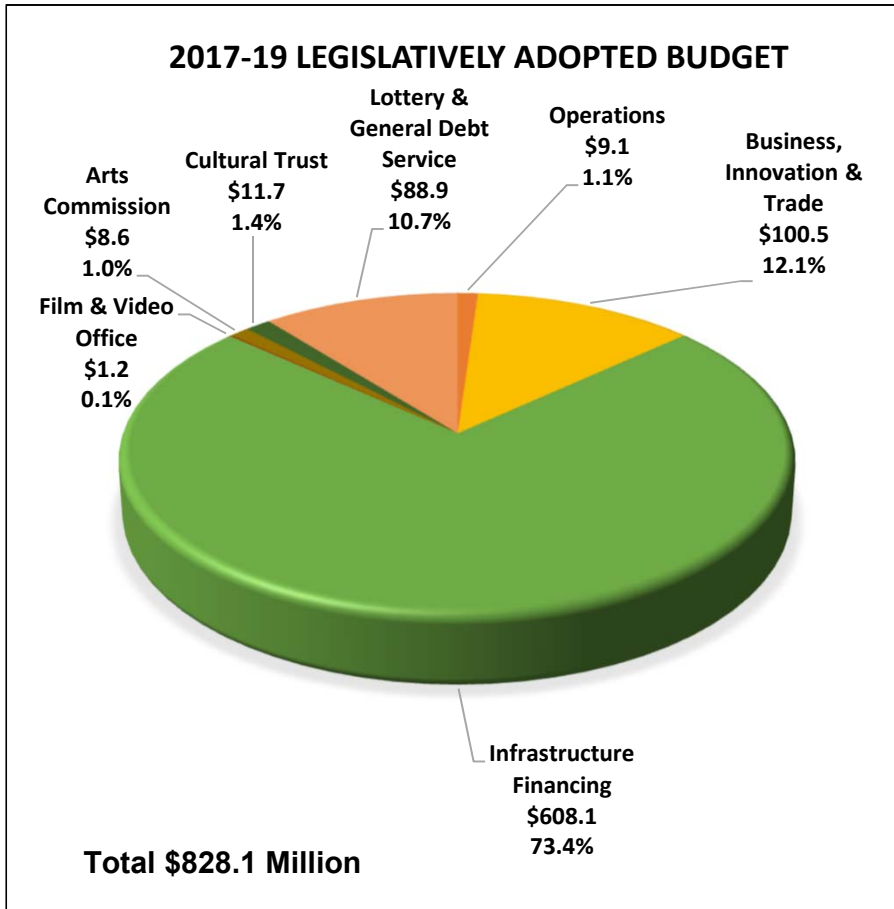
# Budget Narrative

## OREGON BUSINESS DEVELOPMENT DEPARTMENT Budget by Fund Type



# Budget Narrative

## OREGON BUSINESS DEVELOPMENT DEPARTMENT Budget by Program



# BUDGET NARRATIVE

---

## Mission Statement & Statutory Authority

The Oregon Business Development Department (Business Oregon) is charged with developing and implementing the state's economic development strategy. Business Oregon's vision is *Prosperity for all Oregonians*. The agency's mission is to *invest in Oregon businesses, communities, and people to promote a globally competitive, diverse, and inclusive economy*.

As the state's lead economic development agency, Business Oregon's core work is both broad and deep. Core functions include rural community development and infrastructure financing; business retention, expansion and recruitment; export promotion and international trade; industry innovation and research and development; entrepreneurship and small business assistance; and support for arts and cultural organizations. Given the agency's mission, Business Oregon is uniquely positioned to impact positive change, address economic inequities, and strengthen existing competitive advantages. As an agency we have evolved from a straightforward service delivery organization, in which programs are managed, to an outcome-focused agency in which our role as a convener, community investor and catalyst allows us to drive targeted results through innovative partnerships at the state, regional and local levels.

The Department receives its statutory authority from Oregon Revised Statutes (ORS) Chapters 284, 285A, 285B, 285C, 359.010 through 359.142, 329.925, 777.267 and 777.277 through 777.287. The Department is also subject to Oregon Administrative Rule Chapter 123.

## Agency Five-Year (2018-22) Strategic Plan

As the state's lead economic development agency, Business Oregon is positioned to take an enhanced leadership role to ensure long-term economic competitiveness for the state. Under the guidance of its new 5-Year (2018-2022) Strategic Plan, Business Oregon is focused on **five strategic priorities**:

1. **Innovate Oregon's Economy** by expanding the state's research and development capacity, and increasing access to capital for high-growth startups;
2. **Grow small and middle-market** companies by increasing access to new sales markets, attracting businesses and foreign direct investment to grow target industries, investing in technologies to enhance manufacturing efficiency and production quality, prioritizing brownfield, industrial land, and public works investments that directly support job creation, and connecting businesses with local workforce partners to address workforce needs.
3. **Cultivate rural economic stability** by promoting entrepreneurship and small business growth, investing in arts and culture organizations, targeting infrastructure investments to ensure healthy and safe communities, and supporting the movement of goods from rural to urban markets.

# BUDGET NARRATIVE

---

4. **Advance economic opportunity for underrepresented people** by explicitly connecting people of color, immigrant populations, and native/tribal communities to jobs, and fostering wealth creation through enhanced access to capital, mentoring and business certification.
5. **Ensure an inclusive, transparent, and fiscally healthy organization** through regular reporting and communication of programmatic and financial outcomes, reviews of program performance and strong internal controls and audits, enhanced marketing and branding of core services, support for employee career development and empowerment, and the development of a diversity, equity, and inclusion (DEI) plan-including the launch of a DEI council.

A more comprehensive overview of Business Oregon’s strategic priorities and associated implementation strategies and actions can be found in the agency’s 5-Year Strategic Plan located at <https://www.oregon4biz.com/Publications/Strategic-Plan/>. The agency’s Strategic Plan was adopted by the Oregon Business Development Commission, the policy oversight body for Business Oregon. Other department policy and advisory bodies include the Infrastructure Finance Authority Board, the Oregon Arts Commission, the Oregon Cultural Trust Board, the Oregon Growth Board, and the Oregon Innovation Council, among others.

## Agency 2019-21 Legislative and Budget Priorities

In the 2019-21 biennium, Business Oregon will focused on implementation of all five of the agency’s strategic plan priorities (see above). Maintaining current service level human and budget resources is essential for Business Oregon to make progress in implementing our strategic plan next biennium. In addition to current service level, the agency is also requesting new resources for the 2019-21 biennium to ensure the agency remains on track to meeting our strategic plan goals and objectives.

Oregon’s economy is strong. In recent years, the state has benefitted from growing industries, significant job creation, and historically low unemployment. However, not all regions of the state or segments of the population have experienced the same level of economic growth or prosperity. Business Oregon’s 5-Year Strategic Plan uniquely positions the agency to move forward three of Governor Brown’s stated priorities in our 2019-21 Governor’s Budget (GB):

1. **Innovation:** Innovation is a clear driver of economic competitiveness. It fuels the creation of new technologies, companies, and industries. It attracts talent, creates high-wage jobs, and ultimately drives growth. States that prioritize sustained investment in innovation are positioned to compete long-term in the global economy. Business Oregon’s proposed ARB is focused on preserving base-budget innovation and entrepreneurship resources and recapitalizing key programs such as the Oregon Growth Fund and the Rural Opportunities Initiative. Business Oregon is also working closely with the state’s public universities on several new funding proposals to enhance statewide research & development, technology commercialization, and entrepreneurship.

# BUDGET NARRATIVE

---

2. **Rural Economic Stability:** The rural-urban divide in Oregon is real and growing. Significant headwinds exist that place certain rural communities at a disadvantage relative to urban areas. Despite existing challenges, rural Oregon is home to some of the state's most important industries: agriculture; food and beverage processing; manufacturing; and forestry and wood products. Business Oregon's proposed ARB is focused on recapitalizing infrastructure programs that are vital to rural communities, including the Special Public Works Fund, industrial land development, brownfields, and seismic rehabilitation. Nearly 90% of our infrastructure program dollars go into rural Oregon. The agency is also seeking resources to enhance rural export promotion and develop a small ports system plan, both of which are critical to getting rural products to market.
  
3. **Government Efficiency:** Over the last decade, the size and scope of Business Oregon's budget and program operations has more than doubled, while staffing levels have remained relatively flat. In FY 2007-09, the agency managed programs with a combined budget of \$415MM compared to \$832MM in 2017-19. The agency currently oversees 70 distinct programs and manages a caseload of around 700 contracts at any given time. Business Oregon's proposed ARB is focused on technology modernization and supporting contracting and procurement processes to better manage our growing workload, gain efficiencies, lower costs, and enhance customer service.

## Key Agency Programs & Business Units

Business Oregon's mission is to *invest in Oregon businesses, communities, and people to promote a globally competitive, diverse, and inclusive economy*. To accomplish this mission, specific programs have been established in partnership with the Legislative Assembly. Agency programs and staff are positioned to implement Business Oregon's ARB and the Governor's stated priorities of Innovation, Rural Economic Stability, and Government Efficiency. These programs are described below in terms of key agency organizational units/divisions. The programs are grouped by primary outcome area recognizing there are programs which often support more than one outcome area.

### Business and Community Development

Business and Community Development programs exist to help Oregon businesses create or retain jobs and align local communities with infrastructure finance resources. Regional Development Officers serve as the gateway to our suite of services, working directly with community leaders and business partners to identify opportunities and address challenges related to business growth and community development. The agency's Business and Community Development unit is staffed by 30 positions. This program area is funded primarily by Lottery dollars but also includes Other Funds and Federal Funds.

- **Regional Development.** Provides technical assistance to companies to assist with the retention and expansion of existing businesses in Oregon. The team also serves as the lead relationship manager for local communities seeking assistance from the agency on

# BUDGET NARRATIVE

---

infrastructure funding. These services are led by the agency's 12 regional business development officers (RDOs) with support from the agency's 7 regional project managers (RPMs).

- **Global Trade & Recruitment.** Global trade specialists seek to capture growth abroad for the benefit of Oregon, to connect small and medium-sized Oregon firms with overseas export opportunities, open new sales markets, and attract foreign direct investment. The team's lead recruitment officers manage business attraction and relocation projects of statewide significance.
- **Industry Competitiveness Fund (ICF).** Supports strategies to increase the local, national and global competitiveness of Oregon businesses and high-value industries. Current target industries include: Advanced Materials, Apparel and Outdoor Gear, Business Services, Food and Beverage, Forestry and Wood Products, and High Technology.

## Innovation & Entrepreneurship

Innovation & Entrepreneurship programs support the agency's efforts to expand statewide research and development, technology commercialization, and small business growth. This program area is funded primarily by Lottery dollars but includes small amounts of Other Funds and Federal Funds.

- **Oregon Innovation Council (Oregon InC).** Oregon InC is a public-private partnership that helps drive the state's innovation strategy. It develops and implements high-impact, strategic initiatives that allow existing Oregon industries to grow through innovation. Oregon InC initiatives support the state's three existing signature research centers – VertueLab (formerly Oregon BEST), ONAMI, and OTRADI – oversee the state's Small Business Innovation Research (SBIR) matching grant program, and fund strategic research and development projects through its High Impact Opportunity Program (HIOP).
- **Oregon Manufacturing Innovation Center (OMIC).** The Oregon Manufacturing Innovation Center (OMIC) is a co-located Research and Development (R&D) Center and Training Center being built in Columbia County. As a manufacturing innovation center, OMIC augments the state's metals, machinery, and manufacturing industry and trains the next generation advanced manufacturing workforce. Three of the state's public universities, along with more than a dozen companies serve as the nexus for the R&D Center. Portland Community College is the lead institution overseeing the Training Center.
- **Oregon Growth Account.** Maximizes returns for the Education Stability Fund and improves access to capital by encouraging investments in Oregon startups. The account receives 1.8% of Lottery net revenues each biennium to invest in institutional venture funds. The Oregon Growth Board manages the state's investments in the Oregon Growth Account.



# BUDGET NARRATIVE

---

- **Oregon Growth Fund.** Supports the state’s economic development work by ensuring all Oregonians have access to capital, particularly those in rural or underrepresented populations. The fund invests in a variety of Oregon-based debt and equity vehicles that are meant to address capital gaps outlined in the Oregon Capital Scan.
- **Rural Opportunity Initiative (ROI).** The Rural Opportunity Initiative (ROI) is a program designed to unify and strengthen existing small business development resources and to build rural prosperity through capacity-building grants. The initiative places value on entrepreneurship-based economic development, which emphasizes the creation and support of entrepreneurs and small businesses. The strategy relies on the strength of the local network to develop a shared vision, identify concrete local gaps in programming, services, and access to capital to better serve rural business development at all stages.
- **Business Retention Consultants, Small Business Development Centers, and Oregon Manufacturing Extension Partnership.** A suite of programs designed to connect Oregon small businesses to partner services and financial resources.

## Community Infrastructure

Community Infrastructure programs exist to assist local communities in building infrastructure capacity to address public health safety and compliance issues, as well as support their ability to attract, retain and expand businesses. Basic infrastructure is particularly important for the state’s rural communities. The primary customers of the agency’s infrastructure programs are cities, counties, ports, special districts, and the nine federally recognized Tribes in Oregon. More than 80% of our infrastructure program dollars go into rural Oregon. These programs are primarily funded by loan repayments and interest earnings for all programs except the Community Development Block Grant and Safe Drinking Water Program, which are federally funded. In addition, the Brownfields Redevelopment program includes Other Funds and Federal Funds.

- **Special Public Works Fund (SPWF).** Provides market rate (or below) loans and grants for municipal infrastructure and other facilities that support economic and community development.
- **Water/Waste Water Fund (WWF).** Provides market rate (or below) loans and grants for municipal design and construction of public infrastructure needed to ensure compliance with the Safe Drinking Water Act or the Clean Water Act.
- **Safe Drinking Water Fund (SDWF).** Provides market rate (or below) loans and grants for the construction or improvement of public and private water systems to address regulatory compliance issues.
- **Community Development Block Grant (CDBG).** Uses Federal Funds to provide rural non-metropolitan cities and counties with grants to implement local economic development programs and create suitable living environments for lower-income households.

# BUDGET NARRATIVE

---

- **Ports.** Ports programs are comprised of the Port Revolving Loan Fund, the Port Planning and Marketing Fund, and the Marine Navigation Improvement Fund. These programs are designed to ensure Oregon ports remain a major contributor to Oregon’s economic competitiveness.
- **Seismic Rehabilitation Grant.** Provides funding for the seismic rehabilitation of public schools and emergency services facilities.
- **Regional Infrastructure Fund (RIF).** Business Oregon is the fiscal agent for Regional Solutions project funding provided via the RIF. The program funds catalytic infrastructure projects not eligible other Business Oregon infrastructure programs or where additional leverage is needed to complete the project.
- **Local Economic Opportunity Fund (LEOF).** Resources to assist small and rural communities with economic development planning and strategies.
- **Brownfields Program.** Combines state and federal funding to offer low-interest loans with flexible terms to private individuals, local governments, and non-profit organizations to determine the impact of brownfields in their community, as well as to complete the evaluation and cleanup of brownfields.
- **Industrial Site Certification.** Certifies industrial lands as “project ready” for specific industry profiles, saving prospective companies significant cost, time, and risk with development opportunities. The decision-ready designation is a fast-track tool that allows site owners and communities to quickly assess the readiness of their industrial sites.
- **Regional Significant Industrial Site (RSIS).** RSIS is a profit sharing economic development tool that offers state income tax reimbursements for approved industrial site readiness activities. Tax reimbursements go to the approved local community on an annual basis starting the year after a project's employment thresholds are reached.

## Statewide Business Incentives

Business Oregon’s Statewide Business Incentives offer several economic and tax incentive programs to Oregon businesses with the purpose of creating and retaining quality jobs in Oregon. The incentives encompass forgivable loan, property and state tax abatement, tax credit, and other targeted investment programs.

- **Oregon Industrial Development.** Two programs were implemented in the 2011 legislative session to create an environment where agencies work together to meet a 120-day timeline for industrial development designations. They are the Industrial Development Projects of State Significance and the Regionally Significant Industrial Areas programs.

# BUDGET NARRATIVE

---

- **Strategic Reserve Fund.** Discretionary incentive program designed to spur job creation and support catalytic economic development projects.
- **Business Expansion Program.** Available to existing companies expanding operations in Oregon or new companies coming into the state. Cash-based incentive (forgivable loan) equivalent to the estimated increase in income tax revenue from new hiring.
- **Oregon Investment Advantage.** Helps businesses start or locate new types of operations in a number of Oregon counties by providing an income tax subtraction, potentially eliminating state income tax liability on new operations over several years after they begin.
- **Enterprise Zone.** Exempts businesses from local property taxes on new investments for a specified amount of time, which varies among the different zones across the state. There are currently 69 enterprise zones in Oregon: 54 rural and 15 urban. Local governments are responsible for creating, amending, managing, and renewing most of these zones.
- **Strategic Investment Program.** A 15-year property tax exemption on a portion of large capital investments. The program exempts a portion of very large capital investments from property taxes for 15 years. The program is available statewide.

## Business Finance

Business Finance programs help close access to capital gaps across the state. The following business finance programs are backed by Lottery dollars and include direct loan and loan guarantees.

- **Oregon Business Development Fund (OBDF)** provides [direct loans](#) that leverage private capital and provides incentives for businesses to expand or locate in Oregon.
- **Small Business Expansion Loan Fund (SBELF)** provides direct loans to help early stage (post R&D and prototyping), scalable, and high-margin small businesses obtain short-term working capital to support rapid growth.
- **Capital Access Program (CAP)** provides a form of [loan portfolio loss reserve](#) so financial institutions may make business loans that carry higher than conventional risks while complying with federal and state banking regulations.
- **Credit Enhancement Fund (CEF)** provides [loan guarantees](#) to financial institutions in order to increase capital availability to small businesses.
- **Oregon Industrial Development Bonds (IDB)** are available to manufacturing projects, exempt facilities and non-profit organizations to provide [access to capital primarily for value-added manufacturing](#).
- **Entrepreneurial Development Loan Fund (EDLF)** offers [direct loans](#) to help start-ups, micro-enterprises and small businesses expand or become established in Oregon.

# BUDGET NARRATIVE

---

- **Industrial Development Bonds (IDB)** are available to manufacturing projects, exempt facilities and nonprofit organizations to provide access to capital primarily for value-added manufacturing.

## **Strategies and Communications**

Strategies and Communications serves as the agency’s internal ‘think tank’ and helps lead special projects.

- **Economic Research & Policy** is the business intelligence unit that is comprised of research analysts, the agency economist, and policy project managers that are tasked with understanding the state’s core industrial strengths critical to developing programs and services that will further Oregon’s economy and help position it for future long-term growth.
- **Marketing & Communications** offers targeted, modern marketing initiatives using mobile, web, video, and social channels as well as earned media and fly-out campaigns intended to drive brand awareness with CEOs, site selectors, talent, and investors in key industry clusters.

## **The Office of Diversity, Equity, and Inclusion (DEI)**

DEI oversees the agency efforts to create a more welcoming, inclusive, and diverse organization. This body of work – led by a cross-team DEI Council - is intended to improve how we consider DEI in both our external investments, as well as internal operations.

## **Certification Office for Business Inclusion & Diversity (COBID)**

COBID certifies minority-owned, women-owned, and service-disabled veteran-owned business owners and emerging small businesses interested in contracting with state, county, and city government agencies.

## **Oregon Broadband Advisory Council**

Oregon Broadband Advisory Council helps to ensure the implementation of statewide broadband strategies. The mission of the council is to encourage coordination and collaboration between organizations and economic sectors to leverage the development and utilization of broadband for education, workforce development and telehealth, and to promote broadband utilization by citizens and communities.

## **Art Commission and Oregon Cultural Trust Programs**

Art Commission and Oregon Cultural Trust Programs exist to build public support for, and access to, arts in Oregon communities, to increase and stabilize funding for the arts, and to increase arts education opportunities for Oregonians. The primary customers of these programs are citizens of Oregon and Oregon’s arts organizations, artists, other non-profit entities, Oregon’s cultural coalitions (within each of the 36 counties and nine federally recognized tribes in Oregon), and independent cultural organizations. The Cultural Trust Programs raise significant new public and private funds to invest in Oregon’s arts, humanities, and heritage. In addition to the creation of a long-term, protected endowment, Trust funds are distributed annually through competitive grants to cultural organizations, grants to cultural coalitions in Oregon counties and within federally

# BUDGET NARRATIVE

---

recognized tribes, and grants to statewide cultural agencies. Collectively, the programs are staffed by 11 positions (representing 11 FTE). This program area is funded by State General Fund dollars, Federal Funds, Other Funds, and private donations.

## **Film & Video Office (Office)**

The Film & Video Office (Office) is a semi-independent agency designed to recruit and facilitate film and television production throughout the state. The Office attracts out-of-state and in-state film and TV production companies by using key recruitment tools, such as the Oregon Production Investment Fund and the Greenlight Oregon Labor rebate. The primary customers of this program are film, video and multimedia production companies. The Office's employees are not included in the department's FTE totals. This program area is funded by Lottery Funds.

The department's **Operations Division** exists to provide essential services to the programmatic units of the agency. These include Accounting, Budgeting, Human Resources, Facilities, Contracts and Rules, and Information Systems. The primary customers of this program area are agency staff working in all program units, as well as their customers for external functions such as disbursements of loans & grants. This program area is primarily funded by Lottery Funds, a small amount of Federal Funds, and the remaining with Other Funds.

## **Environmental Factors**

Oregon's economic competitiveness is not new. Throughout the state's history-but certainly as of late-Oregon has competed on a national and global scale to create jobs, advance emerging industries, cultivate entrepreneurs, and build livable communities. Oregon routinely ranks high on economic indicators such as GDP, exports, and population growth. Despite this legacy, the assets that made Oregon competitive in the past will not be the only assets that make the state competitive going forward; significant work remains to ensure prosperity is shared and growth is sustained. To compete long-term, the state must confront the current realities of a growing rural-urban divide, disparate economic outcomes from underrepresented communities, and policies that can create challenges for local business and industry to compete globally, or even with neighboring states.

Business Oregon's entire budget is only 1 percent of the total state budget, and two-thirds of that budget is dedicated to large, public infrastructure projects throughout Oregon. We must focus our limited resources on the strategies that promise to have the greatest return on investment. The limited availability of lottery and other flexible funding sources in the state impacts how Business Oregon accomplishes its mission by requiring the agency to prioritize those programs that best fit our core mission of promoting economic development.

To successfully meet the needs of our dynamic economy within the fiscal constraints presented, implementation of Business Oregon's 5-Year Strategic Plan and its stated FY 2019-21 Budget Priorities will necessitate several important shifts from how the agency has approached its work in years past. Going forward the agency is focused on:

- **Elevating state investments in** innovation to grow Oregon's economy; providing the business case and develop the roadmap to significantly expand research and development and technology innovation in Oregon.

# BUDGET NARRATIVE

---

- **Prioritizing business development** efforts that scale existing small- and medium-sized companies; targeting our tools and programs toward existing companies best positioned to grow and create quality, accessible jobs.
- **Building local economic development capacity** in distressed rural communities; focusing agency resources to better help rural areas prioritize investments and achieve new economic outcomes.
- **Aligning infrastructure investments** to support long-term economic growth, particularly in rural Oregon; targeting discretionary infrastructure programs towards projects that directly support job creation and business expansion, connect products to growing markets, and meet 21<sup>st</sup> century community needs such as broadband.
- **Explicitly committing to equitable outcomes** for communities of color, immigrants, native and tribal populations, and other traditionally underrepresented people; prioritizing investments that counter systemic barriers to economic opportunity.

All this must be executed with a regional approach. Oregon is a collection of regional economies with unique strengths, opportunities, and challenges. A “one-size-fits-all” approach to economic development will not suffice. Business Oregon has acknowledged this by building out regional development teams located in 12 regions across the state. Our 12 regions have representatives familiar with local industries, communities, and civic leaders.

Local and state partners are critical to the success of the agency. The Governor’s Regional Solutions program, which includes interagency economic and community development teams throughout the state, is a key partner. Regional Solutions supports locally-generated economic priorities by streamlining government and building partnerships across the public, private, and philanthropic sectors. Business Oregon is an active participant in Regional Solutions. Business Oregon also works closely on program implementation with local and regional economic development organizations.

## Agency Initiatives

Business Oregon has identified the following initiatives and Policy Option Packages (POPs) for the 2019-21 biennium:

### Innovation

The following policy option packages were updated to reflect approved policy option packages for 2019-21 Governor’s Budget for Innovation:

#### **POP 101: Oregon Growth Fund (\$2.0 million Lottery Funds) – Modified**

The OGF invests in capital partners (loan funds, venture capital funds, angel conferences, etc.) that mentor and provide funding for small businesses and entrepreneurs. \$2,370,275 have been committed to 22 investments to date – resulting in 58 companies receiving investment they

# BUDGET NARRATIVE

---

otherwise would not have. The OGF invests in private sector venture capital funds, Oregon angel conferences, community development finance institutions, and other funds that provide access to capital and mentoring for Oregon small businesses and startups. The OGF funds entities like angel funds, equity funds serving under-represented entrepreneurs and sectors, and nontraditional lenders serving rural and minority-led businesses.

## **POP 102: Innovation (~~\$20.0 million Lottery Funds~~) – Not Funded**

This POP seeks to support Oregon’s early stage innovators by: creating a University Innovation Research Fund to better position Oregon Universities to attract federal research awards; and establishing an Oregon Corps program within Oregon’s public universities to prepare scientists, faculty, and students to extend their focus beyond the university laboratory toward commercialization or business formation.

## **POP 103: Rural Opportunity Initiative (~~\$2.0 million Lottery Funds~~) – Not Funded**

Business Oregon’s Rural Opportunities Initiative (ROI) elevates entrepreneurship-based economic development in Oregon’s rural communities, particularly those with diverse populations and/or those with a higher than average number of individuals living on low-incomes. ROI provides funding and capacity-building support to local communities to help strengthen their community’s entrepreneurial ecosystem. Initial state funding of approx. \$1m has leveraged just under \$3m from federal, local, and foundation partners.

## **Rural Economic Stability**

The following policy option packages were updated to reflect approved policy option packages for 2019-21 Governor’s Budget for Rural Economic Stability:

## **POP 104: Special Public Works Fund (\$79.45 million Lottery Bonds OF-NL; \$6.1 million Lottery Funds Debt Service; \$1.2 million OF) – Modified**

The SPWF supports economic development, primarily in rural Oregon, by providing loans (and some grants) to communities to build or rebuild essential infrastructure including levees, water systems, sewer systems, fiber/broadband, and roads. SPWF leverages federal dollars by supporting the local match requirements for Safe Drinking Water, Community Development Block Grant programs, and FEMA emergency funding.

## **POP 107: Brownfields Redevelopment Fund (\$10.0 million Lottery Bonds; \$1.0 million Lottery Funds Debt Service; \$0.2 Other Funds)**

The Brownfield Redevelopment Fund provides primarily loans (and some grants) to communities to support industrial/employment lands readiness, affordable housing development, reuse of underutilized properties, and other community and public infrastructure investments. Environmental actions funded through this program must be linked to site redevelopment that facilitates economic development or community revitalization.

## **POP 108: Regionally Significant Industrial Site (RSIS) Loan Fund (~~\$5.0 million Lottery Bonds; \$0.5 million Lottery Funds Debt Service; \$0.1 Other Funds~~) – Not Funded**

## BUDGET NARRATIVE

---

In Oregon there is a shortage of shovel-ready industrial sites. Capitalization of the RSIS loan fund will enable Business Oregon to help expand the supply and readiness of shovel-ready industrial sites, leading to job creation and improving local economies. There are 17 potential sites across the state that have expressed interest in applying for the loan program, if funded.

**POP 109: Marine Port System Plan (~~\$750,000 Lottery Funds~~) -- Not Funded**

Business Oregon is requesting funding for the creation of a Marine Modal Transportation Plan (MMTP) to assist with identifying global needs, issues, and opportunities related to efficient use of Oregon's marine and port system. Additionally, the MMTP will allow the state to build a comprehensive investment strategy consistent with statewide planning goals for the 20-year planning horizon. This MMTB would be consistent with the Oregon Transportation Plan and was identified as a need in the recent Transportation Funding Package.

**POP 110: Regional Infrastructure Fund (\$15.0 million Lottery Bonds (\$7.5 million OF; \$7.5 million OF-NL); \$1.5 million Lottery Funds Debt Service; \$0.3 Other Funds) – Modified**

The Governor's approach to community and economic development recognizes the unique needs of each Oregon region, and the importance of working locally to identify priorities, solve problems, and seize opportunities to get projects done. Through Regional Solutions, state resources have been strategically aligned throughout Oregon to accomplish these goals through Regional Solutions Advisory Committees, Centers, and Teams. This alignment serves and supports the unique economic and community development needs of each region, and the regional boundaries have been strategically aligned with the 11 federally designated Economic Development Districts.

**POP 111: Local Economic Opportunity Fund (~~\$500,000 Lottery Funds~~) -- Not Funded**

The Local Economic Opportunity Fund (LEOF) funds planning, project development, and project implementation in communities seeking to enhance economic resilience and economic performance in general. LEOF grants will prioritize issues such as economic resilience, sectoral analysis, financing, potential for local entrepreneurship, and/or opportunities for business expansion, retention, and recruitment. Adding the LEOF to the state's economic development tool kit fills an important gap. It also aligns with Business Oregon's new strategic plan, which envisions a more active role for the agency in building the economic development capacity of rural communities.

**POP 112: East Asia Trade Representative (~~\$500,000 Lottery Funds~~) -- Not Funded**

This POP expands Oregon's international footprint to assist small businesses through increased export opportunities and by encouraging Foreign Direct Investment (FDI) in Oregon from rapidly expanding markets in East Asia. The Oregon Department of Agriculture, the Port of Portland and Business Oregon would share in the costs of increasing our global footprint in critical East Asian markets.

**POP 113: Marine Navigation Improvement Fund (~~\$5.0 million Lottery Bonds; \$0.5 million Lottery Funds Debt Service; \$0.1 Other Funds~~) -- Not Funded**

This request is for Lottery Bond funds necessary to replenish the Marine Navigation Improvement Fund (MINF) for potential future emergency dredging of Oregon's ports. Business Oregon assists Oregon ports by transferring funds directly to the U.S. Army Corps of Engineers (USACE) to perform dredging in federal waterways if federal funding is not appropriated.



# BUDGET NARRATIVE

---

**POP 114: Seismic Rehabilitation Grant Program (\$121.2 million General Obligation Bonds; \$9.0 million General Fund Debt Service) – Modified**

This program provides grants to K-12 schools, community colleges and emergency services buildings (first responders) to retrofit facilities to life safety/immediate occupancy standards. Funding for this program within the past two biennia have been fully utilized. , This program is an integral part of assuring infrastructure stability and public safety both during and after natural events.

***Government Efficiency***

The following policy option packages were updated to reflect approved policy option packages for 2019-21 Governor’s Budget for Government Efficiency:

**POP 105: Technology Modernization (\$0.8 million General Obligation Bonds OF; \$0.2 General Fund Debt Service) – Modified**

The purpose of this package is to update and transform the agency’s technology systems to meet the current needs of customers, including Oregon businesses, municipalities, communities, and the public. This POP will allow the agency to implement online program applications via Salesforce, and replace agency’s legacy loan, grant, bond and tax-incentive portfolio management solution (Portfol) which is a custom-built application that is over 30 years old.

**POP 106: Procurement and Contract Efficiency (~~\$912,812 Lottery Funds~~) – Not Funded**

Purpose of this package is to increase efficiency in delivering contracts to public and private entities doing business with the Department. The agency is requesting Lottery Funds for one contracting position (1.0 FTE) and a dedicated Assistant Attorney General position at the Department of Justice (DOJ). This POP increase our ability to access legal services in a timely manner, while directing the workflow toward high priority projects and contracts.

**POP 115: Budget Alignment (\$495,596 Other Funds; \$84,211 Federal Funds) -- Modified**

The purpose of this policy option package is to implement the 2016 effort to align organizational resources to achieve its strategic plan. Specifically, the department’s goals were to:

- enhance service delivery to better meet the needs of our customers and stakeholders;
- break down internal division silos, particularly between existing business development and infrastructure teams, and establish a cohesive agency framework; and,
- increase operational flexibility related to managing within budget constraints and maximizing economic development opportunities.

**POP 116: Oregon Growth Account Transfer (~~\$28,564,724 Lottery Funds and \$15,450,000 Other Funds~~) – Not Funded**

Within the 2019-21 budget process OBDD would like to (in accordance with a recommendation from Secretary of State Audits Division) to assume full responsibility of all accounting and budgetary responsibilities of the OGA. This is a new budget expenditure limitation request for OBDD. The fund has existed within DAS and accounting entries were made with a reduction of revenue, not requiring the use of expenditure limitation.

# BUDGET NARRATIVE

The agency initiatives identified above exceed the Current Service Level budget as provided for the 2019-21biennium. The specific initiatives and funding required is further defined in the Policy Option Packages portion of the Governor’s Budget. A summary is outlined below:

## 2019-21 Governor's Budget

### Business Oregon Policy Option Packages - Governor's Budget

Description	General Fund	Lottery Funds	Other Funds	Federal Funds	Nonlimited-Other Funds	General Fund Debt	Lottery Funds Debt Service	Total Funds	Positions	FTE
<b>Policy Packages</b>										
<b>Policy Option Packages</b>										
Pkg 090 -- Analyst Adjustment	(473,766)	(211,279)	(20,262,060)	-				(20,947,105)	10	5.75
Pkg 091 - Statewide Adjustment DAS Charges	(2,803)	(31,697)	(23,506)					(58,006)		
Pkg 092 - Statewide Attorney General Adjustment	(1,798)	(11,023)	(8,517)	(1,458)	(13,761)			(36,557)		
Pkg 101 - Oregon Growth Fund (Modified)		2,000,000						2,000,000		
Pkg 102 - Innovation (Not Funded)								-		
Pkg 103 - Rural Opportunity Initiative (Not Funded)								-		
Pkg 104 - Special Public Works Fund (Modified)			1,202,003		79,450,000		6,104,787	86,756,790		
Pkg 105 - Technology Modernization (Modified)			775,000	-		173,608		948,608		
Pkg 106 - Procurement & Contracting Efficiency (Not Funded)								-		
Pkg 107 - Brownfields Redevelopment Fund			244,188		10,000,000		986,214	11,230,402		
Pkg 108 - Reg Significant Industrial Site Loan Fund (Not Funded)								-		
Pkg 109 - Marine Port System Plan (Not Funded)								-		
Pkg 110 - Regional Infrastructure Fund (Modified)			7,780,256		7,500,000		1,463,827	16,744,083		
Pkg 111 - Local Economic Opportunity Fund (Not Funded)								-		
Pkg 112 - East Asia Trade Representative (Not Funded)								-		
Pkg 113 - Marine Navigation Improvement Fund (Not Funded)								-		
Pkg 114 - Seismic Rehab Grant Program (Modified)			121,240,000			9,049,263		130,289,263		
Pkg 115 - Budget Alignment (Modified)		-	495,596	84,211				579,807	-	1.00
Pkg 116 - Oregon Growth Account Transfer (Not Funded)								-		
<b>Governor's Budget: Total Policy Option Packages</b>	<b>\$ (478,367)</b>	<b>\$1,746,001</b>	<b>\$111,442,960</b>	<b>\$ 82,753</b>	<b>\$ 96,936,239</b>	<b>\$ 9,222,871</b>	<b>\$ 8,554,828</b>	<b>\$ 227,507,285</b>	<b>10</b>	<b>6.75</b>

## Legislation

The Governor’s Budget for the Business Oregon included the following legislative concepts and associated bills:

### Legislative Concept (LC) 420 – HB2052:

Legislative Concept 420 (HB 2052) extends the sunset for tax credit for contributions to the Trust for Cultural Development Account.

# BUDGET NARRATIVE

---

## **HB2053 (Legislative Concept 422):**

HB2053 proposes modifications to statutes related to enterprise zone wage and compensation criteria and existing statute language for Oregon Business Development Department to align definitions for greater consistency across programs.

## **SB034 (Legislative Concept 424):**

SB034 proposes amendments to the Regionally Significant Industrial Sites program to allow for private parties to be reimbursed for industrial land expenses.

## **HB2054 (Legislative Concept 425):**

HB2054 amends ORS 284.701 – 749 to reflect current structure of the Oregon Innovation Council per recommendations from the Oregon Department of Justice.

## **Criteria for 2019-21 Budget Development**

### **Business, Innovation, Trade Program Criteria**

- Will the program directly lead to livable wage job creation or business development?
- Will the program catalyze emerging industries or lead to the commercialization of new innovative products?
- Will the program address a critical small business growth resource barrier or create opportunities for underserved populations?
- Will the program enhance the development of competitive industry clusters to expand existing businesses and attract related businesses and services?
- Will the program enhance the state's business climate in a way that attracts and expands businesses while maintaining a high quality of life?

### **Infrastructure Financing Criteria**

- Will the program increase the capacity or quality of local infrastructure systems?
- Will the program enhance the community's ability to compete for or develop new economic opportunities?
- Will the program streamline the time and costs associated with infrastructure?

### **Overall Criteria**

In addition to meeting one or more of the above criteria, budget priorities were also based on:

# BUDGET NARRATIVE

---

- Does the program support all regions of the state, including rural communities?
- Does the program provide support to underserved individuals or communities?
- Will the program leverage other public and private resources?
- Can the outcomes of the program be sustained if state funding is reduced or eliminated?
- Does the program develop long-term capacity as well as short-term outcomes?

## ***Key Performance Measures & Relevant Oregon Benchmark***

Business Oregon's key performance measures (KPMs) demonstrate the agency's progress towards achieving its mission. The ten KPMs cover the work of the Business, Innovation, and Trade to create and retain jobs for Oregonians, as well as the work of the Infrastructure Finance Division. All KPMs are listed below and show the direct relationship to the 2007 Oregon Benchmarks.

### **KPM #1: Total Jobs Created**

- Benchmark 1 (Employment in Rural Oregon)
- Benchmark 3 (New Employers)
- Benchmark 4 (Net Job Growth)
- Benchmark 6 (Economic Diversification)
- Benchmark 7a (Research & Development)
- Benchmark 8 (Venture Capital Investments)
- Benchmark 12 (Pay Per Worker)
- Benchmark 15 (Unemployment Rate)
- Benchmark 29 (Labor Force Skills Training)

### **KPM #2: Total Jobs Retained**

- Benchmark 1 (Employment in Rural Oregon)
- Benchmark 15 (Unemployment Rate)

### **KPM #3: Impact on State Income Tax Revenue**

- Benchmark 4 (Net Job Growth)
- Benchmark 12 (Pay Per Worker)
- Benchmark 15 (Unemployment Rate)

# BUDGET NARRATIVE

---

## **KPM #4: Export Sales**

- Benchmark 2 (Trade Outside of Oregon)
- Benchmark 6 (Economic Diversification)
- Benchmark 16 (Export Stability)

## **KPM #5: Small Business Survival Rate**

- Benchmark 1 (Employment in Rural Oregon)
- Benchmark 15 (Unemployment Rate)

## **KPM #6: Industrial Site Certification**

- Benchmark 3 (New Employers)
- Benchmark 4 (Net Job Growth)
- Benchmark 6 (Economic Diversification)
- Benchmark 85 (Hazardous Substance Cleanup)

## **KPM #7: Planning Projects**

- Benchmark 10b (On Time Permits-Wastewater Discharge)
- Benchmark 32 (Feeling of Community)
- Benchmark 69 (Drinking Water)

## **KPM #8: Construction Projects for Public Health & Safety**

- Benchmark 10b (On Time Permits-Wastewater Discharge)
- Benchmark 69 (Drinking Water)
- Benchmark 84 (Municipal Waste Disposal)

## **KPM #9: Construction Projects for Community Development**

## **KPM #10: Customer Satisfaction**

- Benchmark 35 (Public Management Quality)

## **Major Information Technology Projects/Initiatives**

# BUDGET NARRATIVE

---

The mission of Business Oregon is to invest in Oregon’s businesses, communities, and people to promote a globally competitive, diverse, and inclusive economy. The recently completed Agency Strategic Plan (2018-2022) outlines a course of action and priorities for the agency. This modernization initiative ensures that the agency is equipped to achieve those priority goals as well as support the Governor’s core values of thriving statewide economy, creating jobs and delivering efficient and effective government services. The strategic goals of the Modernization Initiatives are to:

- **Enhance customer experience.** Deliver improved services, such as online self-service, automation, access to data, and integration with partners.
- **Modernize technology.** Replace the agency’s aging loan, grant and bond portfolio management system and subsequently transform how the agency delivers its 70 plus programs online.
- **Transform business processes.** Leverage modern system capabilities and software investments the agency has already made to provide improvements and efficiencies in business processes.
- **Improve security.** Improve our ability to anticipate and respond to security threats, and manage risks.

Currently, the agency processes over 70 different program applications all of which require manual, paper-intensive administrative processes. Information sharing and reporting of the agency’s work are extremely difficult to automate and streamline. The agency’s legacy loan, grant, bond and tax-incentive portfolio management system (Portfol) is a custom-built application that is over 30 years old. It manages our current portfolio that includes 2163 open accounts worth almost \$2.8 Billion. Portfol has reached its end of life and the vendor is no longer committing to support it.

It is imperative that we transfer the agency’s historical financial records and replace Portfol with a system that will allow us to continue to act as responsible stewards of public resources and manage our programs’ financial data for the department. Continuing to rely on Portfol after the company has ceased support leaves the department and the billions of dollars in loans and grants it tracks in an extremely vulnerable position.

The modernization implementation plan spans three consecutive biennium beginning in 2019-21. The agency has prioritized programs that benefit customers the most and phases them in first. The effort to modernize, however, requires a significant investment that is not part of the baseline budget for the organization. The agency is pursuing additional funding sources and submitting Policy Option Package 105 for phase one. Phase I will lay the foundation: replace Portfol, acquire the necessary license and migrate the five priority programs to online applications. The cost of completing these projects for FY 19-21 is \$1,485,000 million dollars.

Phase II of the project in 2021-23 biennium will migrate additional 25 programs online. Phase III of the project in 2023-25 will migrate the remainder programs. A detailed list of prioritized programs and associated costs for each biennium is provided as part of the appendix for your reference. The total rough order of magnitude cost for the three phases is \$5 million dollars.

## **BUDGET NARRATIVE**

---

Oregon is not unique in its modernization effort as states across the nation are attempting to leverage new technologies to better meet customer needs. In preparation for this project, we have attempted to learn from the experiences of other states to examine costs, risks, benefits, and best practices, which are outlined below and believe supports our proposal.

**Summary of 2019-21 Biennium Budget**

**Oregon Business Development Department  
Oregon Business Development Department  
2019-21 Biennium**

**Governor's Budget  
Cross Reference Number: 12300-000-00-00-00000**

<i>Description</i>	<i>Positions</i>	<i>Full-Time Equivalent (FTE)</i>	<i>ALL FUNDS</i>	<i>General Fund</i>	<i>Lottery Funds</i>	<i>Other Funds</i>	<i>Federal Funds</i>	<i>Nonlimited Other Funds</i>	<i>Nonlimited Federal Funds</i>
2017-19 Leg Adopted Budget	136	134.50	828,092,701	55,096,211	115,975,469	378,417,137	40,717,603	237,886,281	-
2017-19 Emergency Boards	-	-	3,628,073	(82,671)	1,813,943	1,156,877	739,924	-	-
<b>2017-19 Leg Approved Budget</b>	<b>136</b>	<b>134.50</b>	<b>831,720,774</b>	<b>55,013,540</b>	<b>117,789,412</b>	<b>379,574,014</b>	<b>41,457,527</b>	<b>237,886,281</b>	<b>-</b>
<b>2019-21 Base Budget Adjustments</b>									
Net Cost of Position Actions									
Administrative Biennialized E-Board, Phase-Out	-	-	1,191,279	119,840	166,630	848,689	56,120	-	-
Estimated Cost of Merit Increase	-	-	-	-	-	-	-	-	-
Base Debt Service Adjustment	-	-	17,219,712	15,090,333	2,237,488	(108,109)	-	-	-
Base Nonlimited Adjustment	-	-	7,657,754	-	-	-	-	7,657,754	-
Capital Construction	-	-	-	-	-	-	-	-	-
<b>Subtotal 2019-21 Base Budget</b>	<b>136</b>	<b>134.50</b>	<b>857,789,519</b>	<b>70,223,713</b>	<b>120,193,530</b>	<b>380,314,594</b>	<b>41,513,647</b>	<b>245,544,035</b>	<b>-</b>
<b>Essential Packages</b>									
010 - Non-PICS Pers Svc/Vacancy Factor									
Vacancy Factor (Increase)/Decrease	-	-	374,420	-	114,990	258,692	738	-	-
Non-PICS Personal Service Increase/(Decrease)	-	-	106,634	5,344	27,836	69,282	4,172	-	-
<b>Subtotal</b>	<b>-</b>	<b>-</b>	<b>481,054</b>	<b>5,344</b>	<b>142,826</b>	<b>327,974</b>	<b>4,910</b>	<b>-</b>	<b>-</b>
020 - Phase In / Out Pgm & One-time Cost									
021 - Phase - In	-	-	181,304,321	-	500,000	180,804,321	-	-	-
022 - Phase-out Pgm & One-time Costs	-	-	(174,440,500)	(8,650,000)	(4,000,000)	(161,790,500)	-	-	-
<b>Subtotal</b>	<b>-</b>	<b>-</b>	<b>6,863,821</b>	<b>(8,650,000)</b>	<b>(3,500,000)</b>	<b>19,013,821</b>	<b>-</b>	<b>-</b>	<b>-</b>
030 - Inflation & Price List Adjustments									
Cost of Goods & Services Increase/(Decrease)	-	-	11,310,612	237,505	1,817,242	7,725,200	1,530,665	-	-
State Gov't & Services Charges Increase/(Decrease)	-	-	851,835	6,375	503,370	342,090	-	-	-



**Summary of 2019-21 Biennium Budget**

Oregon Business Development Department  
 Oregon Business Development Department  
 2019-21 Biennium

Governor's Budget  
 Cross Reference Number: 12300-000-00-00-00000

<i>Description</i>	<i>Positions</i>	<i>Full-Time Equivalent (FTE)</i>	<i>ALL FUNDS</i>	<i>General Fund</i>	<i>Lottery Funds</i>	<i>Other Funds</i>	<i>Federal Funds</i>	<i>Nonlimited Other Funds</i>	<i>Nonlimited Federal Funds</i>
<b>Subtotal</b>	-	-	12,162,447	243,880	2,320,612	8,067,290	1,530,665	-	-
040 - Mandated Caseload									
040 - Mandated Caseload	-	-	-	-	-	-	-	-	-
050 - Fundshifts and Revenue Reductions									
050 - Fundshifts	-	-	-	-	-	-	-	-	-
060 - Technical Adjustments									
060 - Technical Adjustments	-	-	-	-	-	-	-	-	-
<b>Subtotal: 2019-21 Current Service Level</b>	<b>136</b>	<b>134.50</b>	<b>877,296,841</b>	<b>61,822,937</b>	<b>119,156,968</b>	<b>407,723,679</b>	43,049,222	<b>245,544,035</b>	-

**Summary of 2019-21 Biennium Budget**

**Oregon Business Development Department  
Oregon Business Development Department  
2019-21 Biennium**

**Governor's Budget  
Cross Reference Number: 12300-000-00-00-00000**

<i>Description</i>	<i>Positions</i>	<i>Full-Time Equivalent (FTE)</i>	<i>ALL FUNDS</i>	<i>General Fund</i>	<i>Lottery Funds</i>	<i>Other Funds</i>	<i>Federal Funds</i>	<i>Nonlimited Other Funds</i>	<i>Nonlimited Federal Funds</i>
<b>Subtotal: 2019-21 Current Service Level</b>	<b>136</b>	<b>134.50</b>	<b>877,296,841</b>	<b>61,822,937</b>	<b>119,156,968</b>	<b>407,723,679</b>	43,049,222	<b>245,544,035</b>	-
070 - Revenue Reductions/Shortfall									
070 - Revenue Shortfalls	-	-	-	-	-	-	-	-	-
<b>Modified 2019-21 Current Service Level</b>	<b>136</b>	<b>134.50</b>	<b>877,296,841</b>	<b>61,822,937</b>	<b>119,156,968</b>	<b>407,723,679</b>	43,049,222	<b>245,544,035</b>	-
080 - E-Boards									
080 - May 2018 E-Board	-	-	-	-	-	-	-	-	-
<b>Subtotal Emergency Board Packages</b>	<b>-</b>	<b>-</b>	<b>-</b>	<b>-</b>	<b>-</b>	<b>-</b>	<b>-</b>	<b>-</b>	<b>-</b>
Policy Packages									
081 - September 2018 Emergency Board	-	-	-	-	-	-	-	-	-
090 - Analyst Adjustments	10	5.75	(20,947,105)	(473,766)	(211,279)	(20,262,060)	-	-	-
091 - Statewide Adjustment DAS Chgs	-	-	(58,006)	(2,803)	(31,697)	(23,506)	-	-	-
092 - Statewide AG Adjustment	-	-	(36,557)	(1,798)	(11,023)	(8,517)	(1,458)	(13,761)	-
101 - Oregon Growth Fund	-	-	2,000,000	-	2,000,000	-	-	-	-
102 - Innovation	-	-	-	-	-	-	-	-	-
103 - Rural Opportunity Initiative	-	-	-	-	-	-	-	-	-
104 - Special Public Works Fund	-	-	86,756,790	-	6,104,787	1,202,003	-	79,450,000	-
105 - Technology Modernization	-	-	948,608	173,608	-	775,000	-	-	-
106 - Procurement and Contracting Efficiency	-	-	-	-	-	-	-	-	-
107 - Brownfields Redevelopment Fund	-	-	11,230,402	-	986,214	244,188	-	10,000,000	-
108 - Reg. Significant Ind. Site Loan Fund	-	-	-	-	-	-	-	-	-
109 - Marine Port System Plan	-	-	-	-	-	-	-	-	-
110 - Regional Infrastructure Fund	-	-	16,744,083	-	1,463,827	7,780,256	-	7,500,000	-
111 - Local Economic Opportunity Fund	-	-	-	-	-	-	-	-	-

**Summary of 2019-21 Biennium Budget**

**Oregon Business Development Department  
Oregon Business Development Department  
2019-21 Biennium**

**Governor's Budget  
Cross Reference Number: 12300-000-00-00-00000**

<i>Description</i>	<i>Positions</i>	<i>Full-Time Equivalent (FTE)</i>	<i>ALL FUNDS</i>	<i>General Fund</i>	<i>Lottery Funds</i>	<i>Other Funds</i>	<i>Federal Funds</i>	<i>Nonlimited Other Funds</i>	<i>Nonlimited Federal Funds</i>
112 - East Asia Trade Representative	-	-	-	-	-	-	-	-	-
113 - Marine Navigation Improvement Fund	-	-	-	-	-	-	-	-	-
114 - Seismic Rehab Grant Program	-	-	130,289,263	9,049,263	-	121,240,000	-	-	-
115 - Budget Alignment	-	1.00	579,807	-	-	495,596	84,211	-	-
116 - Oregon Growth Account Transfer	-	-	-	-	-	-	-	-	-
<b>Subtotal Policy Packages</b>	<b>10</b>	<b>6.75</b>	<b>227,507,285</b>	<b>8,744,504</b>	<b>10,300,829</b>	<b>111,442,960</b>	82,753	<b>96,936,239</b>	-

<b>Total 2019-21 Governor's Budget</b>	<b>146</b>	<b>141.25</b>	<b>1,104,804,126</b>	<b>70,567,441</b>	<b>129,457,797</b>	<b>519,166,639</b>	43,131,975	<b>342,480,274</b>	-
--	------------	---------------	----------------------	-------------------	--------------------	--------------------	------------	--------------------	---

Percentage Change From 2017-19 Leg Approved Budget	7.35%	5.02%	32.83%	28.27%	9.91%	36.78%	4.04%	43.97%	-
Percentage Change From 2019-21 Current Service Level	7.35%	5.02%	25.93%	14.14%	8.64%	27.33%	0.19%	39.48%	-

**Summary of 2019-21 Biennium Budget**

**Oregon Business Development Department  
Operations  
2019-21 Biennium**

**Governor's Budget  
Cross Reference Number: 12300-110-00-00-00000**

<i>Description</i>	<i>Positions</i>	<i>Full-Time Equivalent (FTE)</i>	<i>ALL FUNDS</i>	<i>General Fund</i>	<i>Lottery Funds</i>	<i>Other Funds</i>	<i>Federal Funds</i>	<i>Nonlimited Other Funds</i>	<i>Nonlimited Federal Funds</i>
2017-19 Leg Adopted Budget	32	32.00	9,142,389	-	7,094,443	1,848,508	199,438	-	-
2017-19 Emergency Boards	-	-	196,811	-	148,313	42,963	5,535	-	-
<b>2017-19 Leg Approved Budget</b>	<b>32</b>	<b>32.00</b>	<b>9,339,200</b>	<b>-</b>	<b>7,242,756</b>	<b>1,891,471</b>	<b>204,973</b>	<b>-</b>	<b>-</b>
<b>2019-21 Base Budget Adjustments</b>									
Net Cost of Position Actions									
Administrative Biennialized E-Board, Phase-Out	-	-	99,774	-	39,586	47,198	12,990	-	-
Estimated Cost of Merit Increase			-	-	-	-	-	-	-
Base Debt Service Adjustment			-	-	-	-	-	-	-
Base Nonlimited Adjustment			-	-	-	-	-	-	-
Capital Construction			-	-	-	-	-	-	-
<b>Subtotal 2019-21 Base Budget</b>	<b>32</b>	<b>32.00</b>	<b>9,438,974</b>	<b>-</b>	<b>7,282,342</b>	<b>1,938,669</b>	<b>217,963</b>	<b>-</b>	<b>-</b>
<b>Essential Packages</b>									
010 - Non-PICS Pers Svc/Vacancy Factor									
Vacancy Factor (Increase)/Decrease	-	-	146,452	-	85,676	56,630	4,146	-	-
Non-PICS Personal Service Increase/(Decrease)	-	-	21,148	-	14,876	5,447	825	-	-
<b>Subtotal</b>	<b>-</b>	<b>-</b>	<b>167,600</b>	<b>-</b>	<b>100,552</b>	<b>62,077</b>	<b>4,971</b>	<b>-</b>	<b>-</b>
020 - Phase In / Out Pgm & One-time Cost									
021 - Phase - In	-	-	-	-	-	-	-	-	-
022 - Phase-out Pgm & One-time Costs	-	-	-	-	-	-	-	-	-
<b>Subtotal</b>	<b>-</b>	<b>-</b>	<b>-</b>	<b>-</b>	<b>-</b>	<b>-</b>	<b>-</b>	<b>-</b>	<b>-</b>
030 - Inflation & Price List Adjustments									
Cost of Goods & Services Increase/(Decrease)	-	-	73,976	-	55,601	18,143	232	-	-
State Gov't & Services Charges Increase/(Decrease)			160,522	-	160,522	-	-	-	-

**Summary of 2019-21 Biennium Budget**

**Oregon Business Development Department  
Operations  
2019-21 Biennium**

**Governor's Budget  
Cross Reference Number: 12300-110-00-00-00000**

<i>Description</i>	<i>Positions</i>	<i>Full-Time Equivalent (FTE)</i>	<i>ALL FUNDS</i>	<i>General Fund</i>	<i>Lottery Funds</i>	<i>Other Funds</i>	<i>Federal Funds</i>	<i>Nonlimited Other Funds</i>	<i>Nonlimited Federal Funds</i>
<b>Subtotal</b>	-	-	<b>234,498</b>	-	<b>216,123</b>	<b>18,143</b>	<b>232</b>	-	-
040 - Mandated Caseload									
040 - Mandated Caseload	-	-	-	-	-	-	-	-	-
050 - Fundshifts and Revenue Reductions									
050 - Fundshifts	-	-	-	-	-	-	-	-	-
060 - Technical Adjustments									
060 - Technical Adjustments	-	-	-	-	-	-	-	-	-
<b>Subtotal: 2019-21 Current Service Level</b>	<b>32</b>	<b>32.00</b>	<b>9,841,072</b>	-	<b>7,599,017</b>	<b>2,018,889</b>	<b>223,166</b>	-	-

**Summary of 2019-21 Biennium Budget**

**Oregon Business Development Department  
Operations  
2019-21 Biennium**

**Governor's Budget  
Cross Reference Number: 12300-110-00-00-00000**

<i>Description</i>	<i>Positions</i>	<i>Full-Time Equivalent (FTE)</i>	<i>ALL FUNDS</i>	<i>General Fund</i>	<i>Lottery Funds</i>	<i>Other Funds</i>	<i>Federal Funds</i>	<i>Nonlimited Other Funds</i>	<i>Nonlimited Federal Funds</i>
<b>Subtotal: 2019-21 Current Service Level</b>	<b>32</b>	<b>32.00</b>	<b>9,841,072</b>	<b>-</b>	<b>7,599,017</b>	<b>2,018,889</b>	<b>223,166</b>	<b>-</b>	<b>-</b>
070 - Revenue Reductions/Shortfall									
070 - Revenue Shortfalls	-	-	-	-	-	-	-	-	-
<b>Modified 2019-21 Current Service Level</b>	<b>32</b>	<b>32.00</b>	<b>9,841,072</b>	<b>-</b>	<b>7,599,017</b>	<b>2,018,889</b>	<b>223,166</b>	<b>-</b>	<b>-</b>
080 - E-Boards									
080 - May 2018 E-Board	-	-	-	-	-	-	-	-	-
<b>Subtotal Emergency Board Packages</b>	<b>-</b>	<b>-</b>	<b>-</b>	<b>-</b>	<b>-</b>	<b>-</b>	<b>-</b>	<b>-</b>	<b>-</b>
Policy Packages									
081 - September 2018 Emergency Board	-	-	-	-	-	-	-	-	-
090 - Analyst Adjustments	1	1.00	221,725	-	221,725	-	-	-	-
091 - Statewide Adjustment DAS Chgs	-	-	(13,800)	-	(13,800)	-	-	-	-
092 - Statewide AG Adjustment	-	-	(4,917)	-	(4,086)	(831)	-	-	-
101 - Oregon Growth Fund	-	-	-	-	-	-	-	-	-
102 - Innovation	-	-	-	-	-	-	-	-	-
103 - Rural Opportunity Initiative	-	-	-	-	-	-	-	-	-
104 - Special Public Works Fund	-	-	-	-	-	-	-	-	-
105 - Technology Modernization	-	-	775,000	-	-	775,000	-	-	-
106 - Procurement and Contracting Efficiency	-	-	-	-	-	-	-	-	-
107 - Brownfields Redevelopment Fund	-	-	-	-	-	-	-	-	-
108 - Reg. Significant Ind. Site Loan Fund	-	-	-	-	-	-	-	-	-
109 - Marine Port System Plan	-	-	-	-	-	-	-	-	-
110 - Regional Infrastructure Fund	-	-	-	-	-	-	-	-	-
111 - Local Economic Opportunity Fund	-	-	-	-	-	-	-	-	-

**Summary of 2019-21 Biennium Budget**

**Oregon Business Development Department  
Operations  
2019-21 Biennium**

**Governor's Budget  
Cross Reference Number: 12300-110-00-00-00000**

<i>Description</i>	<i>Positions</i>	<i>Full-Time Equivalent (FTE)</i>	<i>ALL FUNDS</i>	<i>General Fund</i>	<i>Lottery Funds</i>	<i>Other Funds</i>	<i>Federal Funds</i>	<i>Nonlimited Other Funds</i>	<i>Nonlimited Federal Funds</i>
112 - East Asia Trade Representative	-	-	-	-	-	-	-	-	-
113 - Marine Navigation Improvement Fund	-	-	-	-	-	-	-	-	-
114 - Seismic Rehab Grant Program	-	-	-	-	-	-	-	-	-
115 - Budget Alignment	4	4.00	1,199,269	-	502,657	696,612	-	-	-
116 - Oregon Growth Account Transfer	-	-	-	-	-	-	-	-	-
<b>Subtotal Policy Packages</b>	<b>5</b>	<b>5.00</b>	<b>2,177,277</b>	<b>-</b>	<b>706,496</b>	<b>1,470,781</b>	<b>-</b>	<b>-</b>	<b>-</b>

<b>Total 2019-21 Governor's Budget</b>	<b>37</b>	<b>37.00</b>	<b>12,018,349</b>	<b>-</b>	<b>8,305,513</b>	<b>3,489,670</b>	223,166	<b>-</b>	<b>-</b>
--	-----------	--------------	-------------------	----------	------------------	------------------	---------	----------	----------

Percentage Change From 2017-19 Leg Approved Budget	15.63%	15.63%	28.69%	-	14.67%	84.50%	8.88%	-	-
Percentage Change From 2019-21 Current Service Level	15.63%	15.63%	22.12%	-	9.30%	72.85%	-	-	-

**Summary of 2019-21 Biennium Budget**

**Oregon Business Development Department  
Business, Innovation, Trade  
2019-21 Biennium**

**Governor's Budget  
Cross Reference Number: 12300-210-00-00-00000**

<i>Description</i>	<i>Positions</i>	<i>Full-Time Equivalent (FTE)</i>	<i>ALL FUNDS</i>	<i>General Fund</i>	<i>Lottery Funds</i>	<i>Other Funds</i>	<i>Federal Funds</i>	<i>Nonlimited Other Funds</i>	<i>Nonlimited Federal Funds</i>
2017-19 Leg Adopted Budget	56	55.00	100,441,854	8,549,655	56,363,565	18,183,883	4,861,653	12,483,098	-
2017-19 Emergency Boards	-	-	1,524,204	10,191	652,514	155,036	706,463	-	-
<b>2017-19 Leg Approved Budget</b>	<b>56</b>	<b>55.00</b>	<b>101,966,058</b>	<b>8,559,846</b>	<b>57,016,079</b>	<b>18,338,919</b>	<b>5,568,116</b>	<b>12,483,098</b>	<b>-</b>
<b>2019-21 Base Budget Adjustments</b>									
Net Cost of Position Actions									
Administrative Biennialized E-Board, Phase-Out	-	-	505,930	80,492	34,507	394,269	(3,338)	-	-
Estimated Cost of Merit Increase			-	-	-	-	-	-	-
Base Debt Service Adjustment			-	-	-	-	-	-	-
Base Nonlimited Adjustment			493,687	-	-	-	-	493,687	-
Capital Construction			-	-	-	-	-	-	-
<b>Subtotal 2019-21 Base Budget</b>	<b>56</b>	<b>55.00</b>	<b>102,965,675</b>	<b>8,640,338</b>	<b>57,050,586</b>	<b>18,733,188</b>	<b>5,564,778</b>	<b>12,976,785</b>	<b>-</b>
<b>Essential Packages</b>									
010 - Non-PICS Pers Svc/Vacancy Factor									
Vacancy Factor (Increase)/Decrease	-	-	169,492	-	52,485	117,007	-	-	-
Non-PICS Personal Service Increase/(Decrease)	-	-	39,715	4,149	8,210	27,356	-	-	-
<b>Subtotal</b>	<b>-</b>	<b>-</b>	<b>209,207</b>	<b>4,149</b>	<b>60,695</b>	<b>144,363</b>	<b>-</b>	<b>-</b>	<b>-</b>
020 - Phase In / Out Pgm & One-time Cost									
021 - Phase - In	-	-	5,300,000	-	500,000	4,800,000	-	-	-
022 - Phase-out Pgm & One-time Costs	-	-	(11,000,000)	(5,000,000)	(3,000,000)	(3,000,000)	-	-	-
<b>Subtotal</b>	<b>-</b>	<b>-</b>	<b>(5,700,000)</b>	<b>(5,000,000)</b>	<b>(2,500,000)</b>	<b>1,800,000</b>	<b>-</b>	<b>-</b>	<b>-</b>
030 - Inflation & Price List Adjustments									
Cost of Goods & Services Increase/(Decrease)	-	-	2,430,284	128,844	1,696,987	392,991	211,462	-	-
State Gov't & Services Charges Increase/(Decrease)			347,888	-	238,379	109,509	-	-	-



**Summary of 2019-21 Biennium Budget**

**Oregon Business Development Department  
Business, Innovation, Trade  
2019-21 Biennium**

**Governor's Budget  
Cross Reference Number: 12300-210-00-00-00000**

<i>Description</i>	<i>Positions</i>	<i>Full-Time Equivalent (FTE)</i>	<i>ALL FUNDS</i>	<i>General Fund</i>	<i>Lottery Funds</i>	<i>Other Funds</i>	<i>Federal Funds</i>	<i>Nonlimited Other Funds</i>	<i>Nonlimited Federal Funds</i>
<b>Subtotal</b>	-	-	<b>2,778,172</b>	<b>128,844</b>	<b>1,935,366</b>	<b>502,500</b>	211,462	-	-
040 - Mandated Caseload									
040 - Mandated Caseload	-	-	-	-	-	-	-	-	-
050 - Fundshifts and Revenue Reductions									
050 - Fundshifts	-	-	-	-	-	-	-	-	-
060 - Technical Adjustments									
060 - Technical Adjustments	-	-	-	-	-	-	-	-	-
<b>Subtotal: 2019-21 Current Service Level</b>	<b>56</b>	<b>55.00</b>	<b>100,253,054</b>	<b>3,773,331</b>	<b>56,546,647</b>	<b>21,180,051</b>	5,776,240	<b>12,976,785</b>	-

**Summary of 2019-21 Biennium Budget**

**Oregon Business Development Department  
Business, Innovation, Trade  
2019-21 Biennium**

**Governor's Budget  
Cross Reference Number: 12300-210-00-00-00000**

<i>Description</i>	<i>Positions</i>	<i>Full-Time Equivalent (FTE)</i>	<i>ALL FUNDS</i>	<i>General Fund</i>	<i>Lottery Funds</i>	<i>Other Funds</i>	<i>Federal Funds</i>	<i>Nonlimited Other Funds</i>	<i>Nonlimited Federal Funds</i>
<b>Subtotal: 2019-21 Current Service Level</b>	<b>56</b>	<b>55.00</b>	<b>100,253,054</b>	<b>3,773,331</b>	<b>56,546,647</b>	<b>21,180,051</b>	<b>5,776,240</b>	<b>12,976,785</b>	<b>-</b>
070 - Revenue Reductions/Shortfall									
070 - Revenue Shortfalls	-	-	-	-	-	-	-	-	-
<b>Modified 2019-21 Current Service Level</b>	<b>56</b>	<b>55.00</b>	<b>100,253,054</b>	<b>3,773,331</b>	<b>56,546,647</b>	<b>21,180,051</b>	<b>5,776,240</b>	<b>12,976,785</b>	<b>-</b>
080 - E-Boards									
080 - May 2018 E-Board	-	-	-	-	-	-	-	-	-
<b>Subtotal Emergency Board Packages</b>	<b>-</b>	<b>-</b>	<b>-</b>	<b>-</b>	<b>-</b>	<b>-</b>	<b>-</b>	<b>-</b>	<b>-</b>
Policy Packages									
081 - September 2018 Emergency Board	-	-	-	-	-	-	-	-	-
090 - Analyst Adjustments	-	-	(2,228,618)	(473,766)	(1,754,852)	-	-	-	-
091 - Statewide Adjustment DAS Chgs	-	-	(23,720)	-	(15,741)	(7,979)	-	-	-
092 - Statewide AG Adjustment	-	-	(16,996)	(729)	(6,045)	(1,701)	-	(8,521)	-
101 - Oregon Growth Fund	-	-	2,000,000	-	2,000,000	-	-	-	-
102 - Innovation	-	-	-	-	-	-	-	-	-
103 - Rural Opportunity Initiative	-	-	-	-	-	-	-	-	-
104 - Special Public Works Fund	-	-	-	-	-	-	-	-	-
105 - Technology Modernization	-	-	-	-	-	-	-	-	-
106 - Procurement and Contracting Efficiency	-	-	-	-	-	-	-	-	-
107 - Brownfields Redevelopment Fund	-	-	-	-	-	-	-	-	-
108 - Reg. Significant Ind. Site Loan Fund	-	-	-	-	-	-	-	-	-
109 - Marine Port System Plan	-	-	-	-	-	-	-	-	-
110 - Regional Infrastructure Fund	-	-	-	-	-	-	-	-	-
111 - Local Economic Opportunity Fund	-	-	-	-	-	-	-	-	-

**Summary of 2019-21 Biennium Budget**

**Oregon Business Development Department  
Business, Innovation, Trade  
2019-21 Biennium**

**Governor's Budget  
Cross Reference Number: 12300-210-00-00-00000**

<i>Description</i>	<i>Positions</i>	<i>Full-Time Equivalent (FTE)</i>	<i>ALL FUNDS</i>	<i>General Fund</i>	<i>Lottery Funds</i>	<i>Other Funds</i>	<i>Federal Funds</i>	<i>Nonlimited Other Funds</i>	<i>Nonlimited Federal Funds</i>
112 - East Asia Trade Representative	-	-	-	-	-	-	-	-	-
113 - Marine Navigation Improvement Fund	-	-	-	-	-	-	-	-	-
114 - Seismic Rehab Grant Program	-	-	-	-	-	-	-	-	-
115 - Budget Alignment	3	4.00	880,531	-	(502,657)	1,160,660	222,528	-	-
116 - Oregon Growth Account Transfer	-	-	-	-	-	-	-	-	-
<b>Subtotal Policy Packages</b>	<b>3</b>	<b>4.00</b>	<b>611,197</b>	<b>(474,495)</b>	<b>(279,295)</b>	<b>1,150,980</b>	222,528	<b>(8,521)</b>	-
<b>Total 2019-21 Governor's Budget</b>	<b>59</b>	<b>59.00</b>	<b>100,864,251</b>	<b>3,298,836</b>	<b>56,267,352</b>	<b>22,331,031</b>	5,998,768	<b>12,968,264</b>	-
Percentage Change From 2017-19 Leg Approved Budget	5.36%	7.27%	-1.08%	-61.46%	-1.31%	21.77%	7.73%	3.89%	-
Percentage Change From 2019-21 Current Service Level	5.36%	7.27%	0.61%	-12.57%	-0.49%	5.43%	3.85%	-0.07%	-

**Summary of 2019-21 Biennium Budget**

**Oregon Business Development Department  
Infrastructure  
2019-21 Biennium**

**Governor's Budget  
Cross Reference Number: 12300-300-00-00-00000**

<i>Description</i>	<i>Positions</i>	<i>Full-Time Equivalent (FTE)</i>	<i>ALL FUNDS</i>	<i>General Fund</i>	<i>Lottery Funds</i>	<i>Other Funds</i>	<i>Federal Funds</i>	<i>Nonlimited Other Funds</i>	<i>Nonlimited Federal Funds</i>
2017-19 Leg Adopted Budget	37	37.00	608,072,906	2,000,000	1,548,664	345,421,660	33,699,399	225,403,183	-
2017-19 Emergency Boards	-	-	1,833,196	-	1,013,116	792,154	27,926	-	-
<b>2017-19 Leg Approved Budget</b>	<b>37</b>	<b>37.00</b>	<b>609,906,102</b>	<b>2,000,000</b>	<b>2,561,780</b>	<b>346,213,814</b>	<b>33,727,325</b>	<b>225,403,183</b>	<b>-</b>
<b>2019-21 Base Budget Adjustments</b>									
Net Cost of Position Actions									
Administrative Biennialized E-Board, Phase-Out	-	-	438,444	-	92,537	299,439	46,468	-	-
Estimated Cost of Merit Increase			-	-	-	-	-	-	-
Base Debt Service Adjustment			-	-	-	-	-	-	-
Base Nonlimited Adjustment			7,164,067	-	-	-	-	7,164,067	-
Capital Construction			-	-	-	-	-	-	-
<b>Subtotal 2019-21 Base Budget</b>	<b>37</b>	<b>37.00</b>	<b>617,508,613</b>	<b>2,000,000</b>	<b>2,654,317</b>	<b>346,513,253</b>	<b>33,773,793</b>	<b>232,567,250</b>	<b>-</b>
<b>Essential Packages</b>									
010 - Non-PICS Pers Svc/Vacancy Factor									
Vacancy Factor (Increase)/Decrease	-	-	61,055	-	(23,171)	87,634	(3,408)	-	-
Non-PICS Personal Service Increase/(Decrease)	-	-	35,716	-	4,750	27,619	3,347	-	-
<b>Subtotal</b>	<b>-</b>	<b>-</b>	<b>96,771</b>	<b>-</b>	<b>(18,421)</b>	<b>115,253</b>	<b>(61)</b>	<b>-</b>	<b>-</b>
020 - Phase In / Out Pgm & One-time Cost									
021 - Phase - In	-	-	171,559,500	-	-	171,559,500	-	-	-
022 - Phase-out Pgm & One-time Costs	-	-	(156,940,500)	(2,000,000)	(1,000,000)	(153,940,500)	-	-	-
<b>Subtotal</b>	<b>-</b>	<b>-</b>	<b>14,619,000</b>	<b>(2,000,000)</b>	<b>(1,000,000)</b>	<b>17,619,000</b>	<b>-</b>	<b>-</b>	<b>-</b>
030 - Inflation & Price List Adjustments									
Cost of Goods & Services Increase/(Decrease)	-	-	8,331,260	-	18,767	7,067,957	1,244,536	-	-
State Gov't & Services Charges Increase/(Decrease)			308,440	-	104,469	203,971	-	-	-

**Summary of 2019-21 Biennium Budget**

**Oregon Business Development Department  
Infrastructure  
2019-21 Biennium**

**Governor's Budget  
Cross Reference Number: 12300-300-00-00-00000**

<i>Description</i>	<i>Positions</i>	<i>Full-Time Equivalent (FTE)</i>	<i>ALL FUNDS</i>	<i>General Fund</i>	<i>Lottery Funds</i>	<i>Other Funds</i>	<i>Federal Funds</i>	<i>Nonlimited Other Funds</i>	<i>Nonlimited Federal Funds</i>
<b>Subtotal</b>	-	-	<b>8,639,700</b>	-	<b>123,236</b>	<b>7,271,928</b>	1,244,536	-	-
040 - Mandated Caseload									
040 - Mandated Caseload	-	-	-	-	-	-	-	-	-
050 - Fundshifts and Revenue Reductions									
050 - Fundshifts	-	-	-	-	-	-	-	-	-
060 - Technical Adjustments									
060 - Technical Adjustments	-	-	-	-	-	-	-	-	-
<b>Subtotal: 2019-21 Current Service Level</b>	<b>37</b>	<b>37.00</b>	<b>640,864,084</b>	-	<b>1,759,132</b>	<b>371,519,434</b>	35,018,268	<b>232,567,250</b>	-

**Summary of 2019-21 Biennium Budget**

**Oregon Business Development Department  
Infrastructure  
2019-21 Biennium**

**Governor's Budget  
Cross Reference Number: 12300-300-00-00-00000**

<i>Description</i>	<i>Positions</i>	<i>Full-Time Equivalent (FTE)</i>	<i>ALL FUNDS</i>	<i>General Fund</i>	<i>Lottery Funds</i>	<i>Other Funds</i>	<i>Federal Funds</i>	<i>Nonlimited Other Funds</i>	<i>Nonlimited Federal Funds</i>
<b>Subtotal: 2019-21 Current Service Level</b>	<b>37</b>	<b>37.00</b>	<b>640,864,084</b>	<b>-</b>	<b>1,759,132</b>	<b>371,519,434</b>	<b>35,018,268</b>	<b>232,567,250</b>	<b>-</b>
070 - Revenue Reductions/Shortfall									
070 - Revenue Shortfalls	-	-	-	-	-	-	-	-	-
<b>Modified 2019-21 Current Service Level</b>	<b>37</b>	<b>37.00</b>	<b>640,864,084</b>	<b>-</b>	<b>1,759,132</b>	<b>371,519,434</b>	<b>35,018,268</b>	<b>232,567,250</b>	<b>-</b>
080 - E-Boards									
080 - May 2018 E-Board	-	-	-	-	-	-	-	-	-
<b>Subtotal Emergency Board Packages</b>	<b>-</b>	<b>-</b>	<b>-</b>	<b>-</b>	<b>-</b>	<b>-</b>	<b>-</b>	<b>-</b>	<b>-</b>
Policy Packages									
081 - September 2018 Emergency Board	-	-	-	-	-	-	-	-	-
090 - Analyst Adjustments	9	4.75	(18,894,325)	-	1,367,735	(20,262,060)	-	-	-
091 - Statewide Adjustment DAS Chgs	-	-	(15,958)	-	(2,156)	(13,802)	-	-	-
092 - Statewide AG Adjustment	-	-	(12,966)	-	(892)	(5,376)	(1,458)	(5,240)	-
101 - Oregon Growth Fund	-	-	-	-	-	-	-	-	-
102 - Innovation	-	-	-	-	-	-	-	-	-
103 - Rural Opportunity Initiative	-	-	-	-	-	-	-	-	-
104 - Special Public Works Fund	-	-	80,652,003	-	-	1,202,003	-	79,450,000	-
105 - Technology Modernization	-	-	-	-	-	-	-	-	-
106 - Procurement and Contracting Efficiency	-	-	-	-	-	-	-	-	-
107 - Brownfields Redevelopment Fund	-	-	10,244,188	-	-	244,188	-	10,000,000	-
108 - Reg. Significant Ind. Site Loan Fund	-	-	-	-	-	-	-	-	-
109 - Marine Port System Plan	-	-	-	-	-	-	-	-	-
110 - Regional Infrastructure Fund	-	-	15,280,256	-	-	7,780,256	-	7,500,000	-
111 - Local Economic Opportunity Fund	-	-	-	-	-	-	-	-	-

**Summary of 2019-21 Biennium Budget**

**Oregon Business Development Department  
Infrastructure  
2019-21 Biennium**

**Governor's Budget  
Cross Reference Number: 12300-300-00-00-00000**

<i>Description</i>	<i>Positions</i>	<i>Full-Time Equivalent (FTE)</i>	<i>ALL FUNDS</i>	<i>General Fund</i>	<i>Lottery Funds</i>	<i>Other Funds</i>	<i>Federal Funds</i>	<i>Nonlimited Other Funds</i>	<i>Nonlimited Federal Funds</i>
112 - East Asia Trade Representative	-	-	-	-	-	-	-	-	-
113 - Marine Navigation Improvement Fund	-	-	-	-	-	-	-	-	-
114 - Seismic Rehab Grant Program	-	-	121,240,000	-	-	121,240,000	-	-	-
115 - Budget Alignment	(7)	(7.00)	(1,499,993)	-	-	(1,361,676)	(138,317)	-	-
116 - Oregon Growth Account Transfer	-	-	-	-	-	-	-	-	-
<b>Subtotal Policy Packages</b>	<b>2</b>	<b>(2.25)</b>	<b>206,993,205</b>	-	<b>1,364,687</b>	<b>108,823,533</b>	<b>(139,775)</b>	<b>96,944,760</b>	-

<b>Total 2019-21 Governor's Budget</b>	<b>39</b>	<b>34.75</b>	<b>847,857,289</b>	-	<b>3,123,819</b>	<b>480,342,967</b>	34,878,493	<b>329,512,010</b>	-
--	-----------	--------------	--------------------	---	------------------	--------------------	------------	--------------------	---

Percentage Change From 2017-19 Leg Approved Budget	5.41%	-6.08%	39.01%	-100.00%	21.94%	38.74%	3.41%	46.19%	-
Percentage Change From 2019-21 Current Service Level	5.41%	-6.08%	32.30%	-	77.58%	29.29%	-0.40%	41.68%	-

**Summary of 2019-21 Biennium Budget**

**Oregon Business Development Department  
Film and Video  
2019-21 Biennium**

**Governor's Budget  
Cross Reference Number: 12300-500-00-00-00000**

<i>Description</i>	<i>Positions</i>	<i>Full-Time Equivalent (FTE)</i>	<i>ALL FUNDS</i>	<i>General Fund</i>	<i>Lottery Funds</i>	<i>Other Funds</i>	<i>Federal Funds</i>	<i>Nonlimited Other Funds</i>	<i>Nonlimited Federal Funds</i>
2017-19 Leg Adopted Budget	-	-	1,207,545	-	1,207,545	-	-	-	-
2017-19 Emergency Boards	-	-	-	-	-	-	-	-	-
<b>2017-19 Leg Approved Budget</b>	-	-	<b>1,207,545</b>	-	<b>1,207,545</b>	-	-	-	-
<b>2019-21 Base Budget Adjustments</b>									
Net Cost of Position Actions									
Administrative Biennialized E-Board, Phase-Out	-	-	-	-	-	-	-	-	-
Estimated Cost of Merit Increase	-	-	-	-	-	-	-	-	-
Base Debt Service Adjustment	-	-	-	-	-	-	-	-	-
Base Nonlimited Adjustment	-	-	-	-	-	-	-	-	-
Capital Construction	-	-	-	-	-	-	-	-	-
<b>Subtotal 2019-21 Base Budget</b>	-	-	<b>1,207,545</b>	-	<b>1,207,545</b>	-	-	-	-
020 - Phase In / Out Pgm & One-time Cost									
021 - Phase - In	-	-	-	-	-	-	-	-	-
022 - Phase-out Pgm & One-time Costs	-	-	-	-	-	-	-	-	-
<b>Subtotal</b>	-	-	-	-	-	-	-	-	-
030 - Inflation & Price List Adjustments									
Cost of Goods & Services Increase/(Decrease)	-	-	45,887	-	45,887	-	-	-	-
<b>Subtotal</b>	-	-	<b>45,887</b>	-	<b>45,887</b>	-	-	-	-
040 - Mandated Caseload									
040 - Mandated Caseload	-	-	-	-	-	-	-	-	-
050 - Fundshifts and Revenue Reductions									
050 - Fundshifts	-	-	-	-	-	-	-	-	-
060 - Technical Adjustments									



**Summary of 2019-21 Biennium Budget**

Oregon Business Development Department  
 Film and Video  
 2019-21 Biennium

Governor's Budget  
 Cross Reference Number: 12300-500-00-00-00000

<i>Description</i>	<i>Positions</i>	<i>Full-Time Equivalent (FTE)</i>	<i>ALL FUNDS</i>	<i>General Fund</i>	<i>Lottery Funds</i>	<i>Other Funds</i>	<i>Federal Funds</i>	<i>Nonlimited Other Funds</i>	<i>Nonlimited Federal Funds</i>
060 - Technical Adjustments	-	-	-	-	-	-	-	-	-
<b>Subtotal: 2019-21 Current Service Level</b>	-	-	1,253,432	-	1,253,432	-	-	-	-

**Summary of 2019-21 Biennium Budget**

**Oregon Business Development Department  
Film and Video  
2019-21 Biennium**

**Governor's Budget  
Cross Reference Number: 12300-500-00-00-00000**

<i>Description</i>	<i>Positions</i>	<i>Full-Time Equivalent (FTE)</i>	<i>ALL FUNDS</i>	<i>General Fund</i>	<i>Lottery Funds</i>	<i>Other Funds</i>	<i>Federal Funds</i>	<i>Nonlimited Other Funds</i>	<i>Nonlimited Federal Funds</i>
<b>Subtotal: 2019-21 Current Service Level</b>	-	-	<b>1,253,432</b>	-	<b>1,253,432</b>	-	-	-	-
070 - Revenue Reductions/Shortfall									
070 - Revenue Shortfalls	-	-	-	-	-	-	-	-	-
<b>Modified 2019-21 Current Service Level</b>	-	-	<b>1,253,432</b>	-	<b>1,253,432</b>	-	-	-	-
080 - E-Boards									
080 - May 2018 E-Board	-	-	-	-	-	-	-	-	-
<b>Subtotal Emergency Board Packages</b>	-	-	-	-	-	-	-	-	-
Policy Packages									
081 - September 2018 Emergency Board	-	-	-	-	-	-	-	-	-
090 - Analyst Adjustments	-	-	(45,887)	-	(45,887)	-	-	-	-
091 - Statewide Adjustment DAS Chgs	-	-	-	-	-	-	-	-	-
092 - Statewide AG Adjustment	-	-	-	-	-	-	-	-	-
101 - Oregon Growth Fund	-	-	-	-	-	-	-	-	-
102 - Innovation	-	-	-	-	-	-	-	-	-
103 - Rural Opportunity Initiative	-	-	-	-	-	-	-	-	-
104 - Special Public Works Fund	-	-	-	-	-	-	-	-	-
105 - Technology Modernization	-	-	-	-	-	-	-	-	-
106 - Procurement and Contracting Efficiency	-	-	-	-	-	-	-	-	-
107 - Brownfields Redevelopment Fund	-	-	-	-	-	-	-	-	-
108 - Reg. Significant Ind. Site Loan Fund	-	-	-	-	-	-	-	-	-
109 - Marine Port System Plan	-	-	-	-	-	-	-	-	-
110 - Regional Infrastructure Fund	-	-	-	-	-	-	-	-	-
111 - Local Economic Opportunity Fund	-	-	-	-	-	-	-	-	-

**Summary of 2019-21 Biennium Budget**

**Oregon Business Development Department  
Film and Video  
2019-21 Biennium**

**Governor's Budget  
Cross Reference Number: 12300-500-00-00-00000**

<i>Description</i>	<i>Positions</i>	<i>Full-Time Equivalent (FTE)</i>	<i>ALL FUNDS</i>	<i>General Fund</i>	<i>Lottery Funds</i>	<i>Other Funds</i>	<i>Federal Funds</i>	<i>Nonlimited Other Funds</i>	<i>Nonlimited Federal Funds</i>
112 - East Asia Trade Representative	-	-	-	-	-	-	-	-	-
113 - Marine Navigation Improvement Fund	-	-	-	-	-	-	-	-	-
114 - Seismic Rehab Grant Program	-	-	-	-	-	-	-	-	-
115 - Budget Alignment	-	-	-	-	-	-	-	-	-
116 - Oregon Growth Account Transfer	-	-	-	-	-	-	-	-	-
<b>Subtotal Policy Packages</b>	-	-	<b>(45,887)</b>	-	<b>(45,887)</b>	-	-	-	-
<b>Total 2019-21 Governor's Budget</b>	-	-	<b>1,207,545</b>	-	<b>1,207,545</b>	-	-	-	-
Percentage Change From 2017-19 Leg Approved Budget	-	-	-	-	-	-	-	-	-
Percentage Change From 2019-21 Current Service Level	-	-	-3.66%	-	-3.66%	-	-	-	-

**Summary of 2019-21 Biennium Budget**

**Oregon Business Development Department  
Arts  
2019-21 Biennium**

**Governor's Budget  
Cross Reference Number: 12300-600-00-00-00000**

<i>Description</i>	<i>Positions</i>	<i>Full-Time Equivalent (FTE)</i>	<i>ALL FUNDS</i>	<i>General Fund</i>	<i>Lottery Funds</i>	<i>Other Funds</i>	<i>Federal Funds</i>	<i>Nonlimited Other Funds</i>	<i>Nonlimited Federal Funds</i>
2017-19 Leg Adopted Budget	11	10.50	20,322,240	5,402,041	-	12,963,086	1,957,113	-	-
2017-19 Emergency Boards	-	-	73,861	15,246	-	58,615	-	-	-
<b>2017-19 Leg Approved Budget</b>	<b>11</b>	<b>10.50</b>	<b>20,396,101</b>	<b>5,417,287</b>	<b>-</b>	<b>13,021,701</b>	1,957,113	-	-
<b>2019-21 Base Budget Adjustments</b>									
Net Cost of Position Actions									
Administrative Biennialized E-Board, Phase-Out	-	-	147,131	39,348	-	107,783	-	-	-
Estimated Cost of Merit Increase			-	-	-	-	-	-	-
Base Debt Service Adjustment			-	-	-	-	-	-	-
Base Nonlimited Adjustment			-	-	-	-	-	-	-
Capital Construction			-	-	-	-	-	-	-
<b>Subtotal 2019-21 Base Budget</b>	<b>11</b>	<b>10.50</b>	<b>20,543,232</b>	<b>5,456,635</b>	<b>-</b>	<b>13,129,484</b>	1,957,113	-	-
<b>Essential Packages</b>									
010 - Non-PICS Pers Svc/Vacancy Factor									
Vacancy Factor (Increase)/Decrease	-	-	(2,579)	-	-	(2,579)	-	-	-
Non-PICS Personal Service Increase/(Decrease)	-	-	10,055	1,195	-	8,860	-	-	-
<b>Subtotal</b>	<b>-</b>	<b>-</b>	<b>7,476</b>	<b>1,195</b>	<b>-</b>	<b>6,281</b>	<b>-</b>	<b>-</b>	<b>-</b>
020 - Phase In / Out Pgm & One-time Cost									
021 - Phase - In	-	-	4,444,821	-	-	4,444,821	-	-	-
022 - Phase-out Pgm & One-time Costs	-	-	(6,500,000)	(1,650,000)	-	(4,850,000)	-	-	-
<b>Subtotal</b>	<b>-</b>	<b>-</b>	<b>(2,055,179)</b>	<b>(1,650,000)</b>	<b>-</b>	<b>(405,179)</b>	<b>-</b>	<b>-</b>	<b>-</b>
030 - Inflation & Price List Adjustments									
Cost of Goods & Services Increase/(Decrease)	-	-	429,205	108,661	-	246,109	74,435	-	-
State Gov't & Services Charges Increase/(Decrease)			34,985	6,375	-	28,610	-	-	-

**Summary of 2019-21 Biennium Budget**

Oregon Business Development Department  
 Arts  
 2019-21 Biennium

Governor's Budget  
 Cross Reference Number: 12300-600-00-00-00000

<i>Description</i>	<i>Positions</i>	<i>Full-Time Equivalent (FTE)</i>	<i>ALL FUNDS</i>	<i>General Fund</i>	<i>Lottery Funds</i>	<i>Other Funds</i>	<i>Federal Funds</i>	<i>Nonlimited Other Funds</i>	<i>Nonlimited Federal Funds</i>
<b>Subtotal</b>	-	-	<b>464,190</b>	<b>115,036</b>	-	<b>274,719</b>	74,435	-	-
040 - Mandated Caseload									
040 - Mandated Caseload	-	-	-	-	-	-	-	-	-
050 - Fundshifts and Revenue Reductions									
050 - Fundshifts	-	-	-	-	-	-	-	-	-
060 - Technical Adjustments									
060 - Technical Adjustments	-	-	-	-	-	-	-	-	-
<b>Subtotal: 2019-21 Current Service Level</b>	<b>11</b>	<b>10.50</b>	<b>18,959,719</b>	<b>3,922,866</b>	-	<b>13,005,305</b>	2,031,548	-	-

**Summary of 2019-21 Biennium Budget**

**Oregon Business Development Department  
Arts  
2019-21 Biennium**

**Governor's Budget  
Cross Reference Number: 12300-600-00-00-00000**

<i>Description</i>	<i>Positions</i>	<i>Full-Time Equivalent (FTE)</i>	<i>ALL FUNDS</i>	<i>General Fund</i>	<i>Lottery Funds</i>	<i>Other Funds</i>	<i>Federal Funds</i>	<i>Nonlimited Other Funds</i>	<i>Nonlimited Federal Funds</i>
<b>Subtotal: 2019-21 Current Service Level</b>	<b>11</b>	<b>10.50</b>	<b>18,959,719</b>	<b>3,922,866</b>	<b>-</b>	<b>13,005,305</b>	<b>2,031,548</b>	<b>-</b>	<b>-</b>
070 - Revenue Reductions/Shortfall									
070 - Revenue Shortfalls	-	-	-	-	-	-	-	-	-
<b>Modified 2019-21 Current Service Level</b>	<b>11</b>	<b>10.50</b>	<b>18,959,719</b>	<b>3,922,866</b>	<b>-</b>	<b>13,005,305</b>	<b>2,031,548</b>	<b>-</b>	<b>-</b>
080 - E-Boards									
080 - May 2018 E-Board	-	-	-	-	-	-	-	-	-
<b>Subtotal Emergency Board Packages</b>	<b>-</b>	<b>-</b>	<b>-</b>	<b>-</b>	<b>-</b>	<b>-</b>	<b>-</b>	<b>-</b>	<b>-</b>
Policy Packages									
081 - September 2018 Emergency Board	-	-	-	-	-	-	-	-	-
090 - Analyst Adjustments	-	-	-	-	-	-	-	-	-
091 - Statewide Adjustment DAS Chgs	-	-	(4,528)	(2,803)	-	(1,725)	-	-	-
092 - Statewide AG Adjustment	-	-	(1,678)	(1,069)	-	(609)	-	-	-
101 - Oregon Growth Fund	-	-	-	-	-	-	-	-	-
102 - Innovation	-	-	-	-	-	-	-	-	-
103 - Rural Opportunity Initiative	-	-	-	-	-	-	-	-	-
104 - Special Public Works Fund	-	-	-	-	-	-	-	-	-
105 - Technology Modernization	-	-	-	-	-	-	-	-	-
106 - Procurement and Contracting Efficiency	-	-	-	-	-	-	-	-	-
107 - Brownfields Redevelopment Fund	-	-	-	-	-	-	-	-	-
108 - Reg. Significant Ind. Site Loan Fund	-	-	-	-	-	-	-	-	-
109 - Marine Port System Plan	-	-	-	-	-	-	-	-	-
110 - Regional Infrastructure Fund	-	-	-	-	-	-	-	-	-
111 - Local Economic Opportunity Fund	-	-	-	-	-	-	-	-	-

**Summary of 2019-21 Biennium Budget**

**Oregon Business Development Department  
Arts  
2019-21 Biennium**

**Governor's Budget  
Cross Reference Number: 12300-600-00-00-00000**

<i>Description</i>	<i>Positions</i>	<i>Full-Time Equivalent (FTE)</i>	<i>ALL FUNDS</i>	<i>General Fund</i>	<i>Lottery Funds</i>	<i>Other Funds</i>	<i>Federal Funds</i>	<i>Nonlimited Other Funds</i>	<i>Nonlimited Federal Funds</i>
112 - East Asia Trade Representative	-	-	-	-	-	-	-	-	-
113 - Marine Navigation Improvement Fund	-	-	-	-	-	-	-	-	-
114 - Seismic Rehab Grant Program	-	-	-	-	-	-	-	-	-
115 - Budget Alignment	-	-	-	-	-	-	-	-	-
116 - Oregon Growth Account Transfer	-	-	-	-	-	-	-	-	-
<b>Subtotal Policy Packages</b>	-	-	<b>(6,206)</b>	<b>(3,872)</b>	-	<b>(2,334)</b>	-	-	-

<b>Total 2019-21 Governor's Budget</b>	<b>11</b>	<b>10.50</b>	<b>18,953,513</b>	<b>3,918,994</b>	-	<b>13,002,971</b>	2,031,548	-	-
--	-----------	--------------	-------------------	------------------	---	-------------------	-----------	---	---

Percentage Change From 2017-19 Leg Approved Budget	-	-	-7.07%	-27.66%	-	-0.14%	3.80%	-	-
Percentage Change From 2019-21 Current Service Level	-	-	-0.03%	-0.10%	-	-0.02%	-	-	-

**Summary of 2019-21 Biennium Budget**

**Oregon Business Development Department  
 Lottery & General Obligation Bond Debt Svc  
 2019-21 Biennium**

**Governor's Budget  
 Cross Reference Number: 12300-900-00-00-00000**

<i>Description</i>	<i>Positions</i>	<i>Full-Time Equivalent (FTE)</i>	<i>ALL FUNDS</i>	<i>General Fund</i>	<i>Lottery Funds</i>	<i>Other Funds</i>	<i>Federal Funds</i>	<i>Nonlimited Other Funds</i>	<i>Nonlimited Federal Funds</i>
2017-19 Leg Adopted Budget	-	-	88,905,767	39,144,515	49,761,252	-	-	-	-
2017-19 Emergency Boards	-	-	1	(108,108)	-	108,109	-	-	-
<b>2017-19 Leg Approved Budget</b>	-	-	<b>88,905,768</b>	<b>39,036,407</b>	<b>49,761,252</b>	<b>108,109</b>	-	-	-
<b>2019-21 Base Budget Adjustments</b>									
Net Cost of Position Actions									
Administrative Biennialized E-Board, Phase-Out	-	-	-	-	-	-	-	-	-
Estimated Cost of Merit Increase	-	-	-	-	-	-	-	-	-
Base Debt Service Adjustment	-	-	17,219,712	15,090,333	2,237,488	(108,109)	-	-	-
Base Nonlimited Adjustment	-	-	-	-	-	-	-	-	-
Capital Construction	-	-	-	-	-	-	-	-	-
<b>Subtotal 2019-21 Base Budget</b>	-	-	<b>106,125,480</b>	<b>54,126,740</b>	<b>51,998,740</b>	-	-	-	-
020 - Phase In / Out Pgm & One-time Cost									
021 - Phase - In	-	-	-	-	-	-	-	-	-
022 - Phase-out Pgm & One-time Costs	-	-	-	-	-	-	-	-	-
<b>Subtotal</b>	-	-	-	-	-	-	-	-	-
040 - Mandated Caseload									
040 - Mandated Caseload	-	-	-	-	-	-	-	-	-
050 - Fundshifts and Revenue Reductions									
050 - Fundshifts	-	-	-	-	-	-	-	-	-
060 - Technical Adjustments									
060 - Technical Adjustments	-	-	-	-	-	-	-	-	-
<b>Subtotal: 2019-21 Current Service Level</b>	-	-	<b>106,125,480</b>	<b>54,126,740</b>	<b>51,998,740</b>	-	-	-	-



**Summary of 2019-21 Biennium Budget**

**Oregon Business Development Department  
 Lottery & General Obligation Bond Debt Svc  
 2019-21 Biennium**

**Governor's Budget  
 Cross Reference Number: 12300-900-00-00-00000**

<i>Description</i>	<i>Positions</i>	<i>Full-Time Equivalent (FTE)</i>	<i>ALL FUNDS</i>	<i>General Fund</i>	<i>Lottery Funds</i>	<i>Other Funds</i>	<i>Federal Funds</i>	<i>Nonlimited Other Funds</i>	<i>Nonlimited Federal Funds</i>
<b>Subtotal: 2019-21 Current Service Level</b>	-	-	<b>106,125,480</b>	<b>54,126,740</b>	<b>51,998,740</b>	-	-	-	-
070 - Revenue Reductions/Shortfall									
070 - Revenue Shortfalls	-	-	-	-	-	-	-	-	-
<b>Modified 2019-21 Current Service Level</b>	-	-	<b>106,125,480</b>	<b>54,126,740</b>	<b>51,998,740</b>	-	-	-	-
080 - E-Boards									
080 - May 2018 E-Board	-	-	-	-	-	-	-	-	-
<b>Subtotal Emergency Board Packages</b>	-	-	-	-	-	-	-	-	-
Policy Packages									
081 - September 2018 Emergency Board	-	-	-	-	-	-	-	-	-
090 - Analyst Adjustments	-	-	-	-	-	-	-	-	-
091 - Statewide Adjustment DAS Chgs	-	-	-	-	-	-	-	-	-
092 - Statewide AG Adjustment	-	-	-	-	-	-	-	-	-
101 - Oregon Growth Fund	-	-	-	-	-	-	-	-	-
102 - Innovation	-	-	-	-	-	-	-	-	-
103 - Rural Opportunity Initiative	-	-	-	-	-	-	-	-	-
104 - Special Public Works Fund	-	-	6,104,787	-	6,104,787	-	-	-	-
105 - Technology Modernization	-	-	173,608	173,608	-	-	-	-	-
106 - Procurement and Contracting Efficiency	-	-	-	-	-	-	-	-	-
107 - Brownfields Redevelopment Fund	-	-	986,214	-	986,214	-	-	-	-
108 - Reg. Significant Ind. Site Loan Fund	-	-	-	-	-	-	-	-	-
109 - Marine Port System Plan	-	-	-	-	-	-	-	-	-
110 - Regional Infrastructure Fund	-	-	1,463,827	-	1,463,827	-	-	-	-
111 - Local Economic Opportunity Fund	-	-	-	-	-	-	-	-	-

**Summary of 2019-21 Biennium Budget**

**Oregon Business Development Department  
 Lottery & General Obligation Bond Debt Svc  
 2019-21 Biennium**

**Governor's Budget  
 Cross Reference Number: 12300-900-00-00-00000**

<i>Description</i>	<i>Positions</i>	<i>Full-Time Equivalent (FTE)</i>	<i>ALL FUNDS</i>	<i>General Fund</i>	<i>Lottery Funds</i>	<i>Other Funds</i>	<i>Federal Funds</i>	<i>Nonlimited Other Funds</i>	<i>Nonlimited Federal Funds</i>
112 - East Asia Trade Representative	-	-	-	-	-	-	-	-	-
113 - Marine Navigation Improvement Fund	-	-	-	-	-	-	-	-	-
114 - Seismic Rehab Grant Program	-	-	9,049,263	9,049,263	-	-	-	-	-
115 - Budget Alignment	-	-	-	-	-	-	-	-	-
116 - Oregon Growth Account Transfer	-	-	-	-	-	-	-	-	-
<b>Subtotal Policy Packages</b>	-	-	<b>17,777,699</b>	<b>9,222,871</b>	<b>8,554,828</b>	-	-	-	-
<b>Total 2019-21 Governor's Budget</b>	-	-	<b>123,903,179</b>	<b>63,349,611</b>	<b>60,553,568</b>	-	-	-	-
Percentage Change From 2017-19 Leg Approved Budget	-	-	39.36%	62.28%	21.69%	-100.00%	-	-	-
Percentage Change From 2019-21 Current Service Level	-	-	16.75%	17.04%	16.45%	-	-	-	-

Agencywide Program Unit Summary  
2019-21 Biennium

Version: Y - 01 - Governor's Budget

Summary Cross Reference Number	Cross Reference Description	2015-17 Actuals	2017-19 Leg Adopted Budget	2017-19 Leg Approved Budget	2019-21 Agency Request Budget	2019-21 Governor's Budget	2019-21 Leg. Adopted Audit
<b>110-00-00-00000</b>	<b>Operations</b>						
	Lottery Funds	7,230,709	7,094,443	7,242,756	9,265,060	8,305,513	-
	Other Funds	1,697,342	1,848,508	1,891,471	4,000,501	3,489,670	-
	Federal Funds	73,168	199,438	204,973	223,166	223,166	-
	All Funds	9,001,219	9,142,389	9,339,200	13,488,727	12,018,349	-
<b>210-00-00-00000</b>	<b>Business, Innovation, Trade</b>						
	General Fund	156,906	8,549,655	8,559,846	3,773,331	3,298,836	-
	Lottery Funds	46,457,012	56,363,565	57,016,079	111,108,714	56,267,352	-
	Other Funds	14,021,829	30,666,981	30,822,017	50,767,496	35,299,295	-
	Federal Funds	1,773,487	4,861,653	5,568,116	5,998,768	5,998,768	-
	All Funds	62,409,234	100,441,854	101,966,058	171,648,309	100,864,251	-
<b>300-00-00-00000</b>	<b>Infrastructure</b>						
	General Fund	-	2,000,000	2,000,000	-	-	-
	Lottery Funds	3,392,620	1,548,664	2,561,780	2,509,132	3,123,819	-
	Other Funds	157,244,149	570,824,843	571,616,997	881,301,000	809,854,977	-
	Federal Funds	22,548,513	33,699,399	33,727,325	34,879,951	34,878,493	-
	All Funds	183,185,282	608,072,906	609,906,102	918,690,083	847,857,289	-
<b>500-00-00-00000</b>	<b>Film and Video</b>						
	Lottery Funds	1,164,460	1,207,545	1,207,545	1,253,432	1,207,545	-

Agencywide Program Unit Summary  
2019-21 Biennium

Version: Y - 01 - Governor's Budget

Summary Cross Reference Number	Cross Reference Description	2015-17 Actuals	2017-19 Leg Adopted Budget	2017-19 Leg Approved Budget	2019-21 Agency Request Budget	2019-21 Governor's Budget	2019-21 Leg. Adopted Audit
<b>600-00-00-00000</b>	<b>Arts</b>						
	General Fund	4,094,494	5,402,041	5,417,287	3,922,866	3,918,994	-
	Other Funds	10,158,271	12,963,086	13,021,701	13,005,305	13,002,971	-
	Federal Funds	1,528,897	1,957,113	1,957,113	2,031,548	2,031,548	-
	All Funds	15,781,662	20,322,240	20,396,101	18,959,719	18,953,513	-
<b>900-00-00-00000</b>	<b>Lottery &amp; General Obligation Bond Debt Svc</b>						
	General Fund	10,559,695	39,144,515	39,036,407	65,725,983	63,349,611	-
	Lottery Funds	42,251,316	49,761,252	49,761,252	63,957,758	60,553,568	-
	Other Funds	4,591,285	-	108,109	-	-	-
	All Funds	57,402,296	88,905,767	88,905,768	129,683,741	123,903,179	-
<b>TOTAL AGENCY</b>							
	General Fund	14,811,095	55,096,211	55,013,540	73,422,180	70,567,441	-
	Lottery Funds	100,496,117	115,975,469	117,789,412	188,094,096	129,457,797	-
	Other Funds	187,712,876	616,303,418	617,460,295	949,074,302	861,646,913	-
	Federal Funds	25,924,065	40,717,603	41,457,527	43,133,433	43,131,975	-
	All Funds	328,944,153	828,092,701	831,720,774	1,253,724,011	1,104,804,126	-

**Program Prioritization for 2019-21**

Agency Name: Oregon Business Development Department (Business Oregon)																			Agency Number: 12300			
2019-21 Biennium																						
Agency-Wide																						
Program/Division Priorities for 2019-21 Biennium																						
1	2	3	4	5	6	7	8	9	10	11	12	13	14	15	16	17	18	19	20	21	22	
Priority (ranked with highest priority first)	Agency Initials	Program or Activity Initials	Program Unit/Activity Description	Identify Key Performance Measure(s)	Primary Purpose Program-Activity Code	GF	LF	OF	NL-OF	FF	NL-FF	TOTAL FUNDS	Pos.	FTE	New or Enhanced Program (Y/N)	Included as Reduction Option (Y/N)	Legal Req. Code (C, D, FM, FO, S)	Legal Citation	Explain What is Mandatory (for C, FM, and FO Only)	Comments on Proposed Changes to CSL included in Agency Request		
Agency	Prog/Div																					
1	1	OBDD	BITD, IFA	Operations costs	1, 2, 3, 4, 5, 6, 7, 8	6	330,074	13,792,616	19,471,082			2,766,934	\$	36,360,706	81	81.00	N	Y	S		POP 105 - \$1,822,957 & 1.00 fte addition & POP 106 - \$912,872 and 1.00 FTE addition to Operations budget	
2	2	OBDD	IF Program	Infrastructure Financing Programs	7, 8, 9	2		1,009,500	72,891,690	302,741,929	30,130,182	\$	406,773,301			N	Y	S		POP 104 - \$94,377,251 of lottery bonding request for infrastructure programming & POP 113 - \$5,534,460 of lottery bonding request for Marine Navigation & POP 110 - \$22,260,000 of lottery bonding request for Regional Solutions projects & POP 109 - \$750,000 lottery fund request for Marine Port System Plan		
3	2	OBDD	SRF	Strategic Reserve Fund	1, 2, 3, 5	6		11,063,000	2,152,237			\$	13,215,237			N	N	S				
4	3	OBDD	ICF	Industry Competitiveness Fund	4	6		3,023,462	346			\$	3,023,808			N	Y	S				
5	4	OBDD	BFS	Business Finance Programs	1, 2, 3, 5, 10	6			1,203,954	12,976,785	5,046,396	\$	19,227,135			N	Y	S				
6	5	OBDD	Oregon InC	Oregon Innovation Council	N/A	6		38,862,134				\$	38,862,134			Y	N	S		POP 102 - the Innovation package adds \$20m of lottery funding request to this area of the budget		
7	6	OBDD	OGF	Oregon Growth Fund (OGF)	5	6		3,700,000	300,494			\$	4,000,494			N	N	S		POP 101 - \$3.5m of Lottery Funding for OGF		
8	7	OBDD	OGA	Oregon Growth Account (OGA)	N/A	6		28,564,724	15,450,000			\$	44,014,724			N	N	S		POP 116 - budget to move the OGA from DAS to OBDD		
9	8	OBDD	COBID	Certification Office of Business Inclusion & Diversity	10	6			2,407,977			\$	2,407,977	8	8.00	N	N	S				
10	9	OBDD	Sm Bus	Small Business Assistance Programs	5	6		4,894,555				\$	4,894,555			N	Y	S				
11	10	OBDD	OMI	Oregon Metals Initiative (OMI)	N/A	6		5,573,313	3,582,116			\$	9,155,429			N	Y	S				
12	1	OBDD	OAC	Arts Commission	10	11	3,922,866		1,091,724		2,031,548	\$	7,046,138	7	5.50	N	Y	S				
13	2	OBDD	OCT	Cultural Trust	10	11			7,341,151			\$	7,341,151	4	5.00	N	Y	S				
14	1	OBDD	F&V	Film & Video Office	N/A	11		1,253,432				\$	1,253,432			N	N	S				
15	3	OBDD	IF Program	Seismic	7, 8, 9	2		89,795	442,460,061			\$	442,549,856			N	Y	S		POP 114 - request \$162,866,800 General Obligation Bonding for Seismic Rehab Grant Program		
16	4	OBDD	IF Program	Brownfields	8	6			244,188	12,693,625	2,935,207	\$	15,873,020			N	Y	S		POP 107 - \$11,230,402 lottery bonding request for Brownfields		
17	5	OBDD	IF Program	Industrial Lands	6	6			337,345	5,000,000		\$	5,337,345			N	N	S		POP 108 - Regionally Significant Industrial Site Loan Fund (RSIS) requesting \$5,600,000 of lottery bonding		
18	11	OBDD	Solar Unallocated	Solar Incentivization Unallocated/Miscellaneous	N/A	6	3,443,257					\$	3,443,257			N	Y	S				
19	12	OBDD	Unallocated	Business, Innovation & Trade Program Funds	N/A	6		544,747	5,595,401			\$	6,140,148			N	Y	S		POP 112 - East Asia Trade Representative requests \$500k in lottery funding		
20	13	OBDD	LEOF	Local Economic Opportunity Fund (LEOF)	5	6		500,000				\$	500,000			N	N			POP 111 Requests \$500k Lottery funds for LEOF		
unranked	unranked	OBDD	Operations	Operations costs	N/A	6		9,265,060	4,000,501			\$	13,488,727	38	38.00	N	Y			POP 115 - reclasses and moves positions within the agency due to a realignment from 2016.		
unranked	unranked	OBDD	IF DS	Infrastructure Financing Debt Service	7, 8, 9	2				37,131,696		\$	37,131,696			N	N	D				

**Program Prioritization for 2019-21**

Agency Name: Oregon Business Development Department (Business Oregon)																			Agency Number: 12300			
2019-21 Biennium																						
Agency-Wide																						
Program/Division Priorities for 2019-21 Biennium																						
1	2	3	4	5	6	7	8	9	10	11	12	13	14	15	16	17	18	19	20	21	22	
Priority (ranked with highest priority first)	Agency Initials	Program or Activity Initials	Program Unit/Activity Description	Identify Key Performance Measure(s)	Primary Purpose Program-Activity Code	GF	LF	OF	NL-OF	FF	NL-FF	TOTAL FUNDS	Pos.	FTE	New or Enhanced Program (Y/N)	Included as Reduction Option (Y/N)	Legal Req. Code (C, D, FM, FO, S)	Legal Citation	Explain What is Mandatory (for C, FM, and FO Only)	Comments on Proposed Changes to CSL included in Agency Request		
unranked	unranked	OBDD	LB DS	Lottery Bond Debt Service - Bonds primarily issued for infrastructure programs	7, 8, 9	2		63,957,758				\$ 63,957,758			N	N	D					
unranked	unranked	OBDD	GOB DS	General Obligation Bond Debt Service - Bonds primarily issued for Seismic Rehabilitation Program	7, 8, 9	2	65,725,983					\$ 65,725,983			N	N	D					
unranked	unranked	OBDD	ROI	Rural Entrepreneurship Capacity	1, 3, 5	6		2,000,000				\$ 2,000,000			N	N				POP 103- ROI requesting \$2m lottery funds		
							73,422,180	188,094,096	578,530,267	370,544,035	43,133,433	-	1,253,724,011	138	137.50							

**6. Performance Measures**

- 1 # jobs created
- 2 # jobs retained
- 3 Income tax generated
- 4 New export sales
- 5 Survivability of small businesses
- 6 # of individual lands sites certified
- 7 # of capital planning projects awarded
- 8 # of capital construction projects for public health & safety
- 9 # of capital construction projects for economic/community development
- 10 Customer Service

**7. Primary Purpose Program/Activity Exists**

- 1 Civil Justice
- 2 Community Development
- 3 Consumer Protection
- 4 Administrative Function
- 5 Criminal Justice
- 6 Economic Development
- 7 Education & Skill Development
- 8 Emergency Services
- 9 Environmental Protection
- 10 Public Health
- 11 Recreation, Heritage, or Cultural
- 12 Social Support

**19. Legal Requirement Code**

- C Constitutional
- D Debt Service
- FM Federal - Mandatory
- FO Federal - Optional (once you choose to participate, certain requirements exist)
- S Statutory

Within each Program/Division area, prioritize each Budget Program Unit (Activities) by detail budget level in ORBITS

**Document criteria used to prioritize activities:**

The agency executive team determined that retaining agency staff necessary to administer programs in support of the agency mission is our first priority. The remainder of agency programs were prioritized based on return of investment (# of jobs retained/created, personal income tax revenue to the General Fund, and leveraged funding opportunities).

## 5% AND 10% GENERAL FUND REDUCTION OPTIONS (ORS 291.216)

ACTIVITY OR PROGRAM	DESCRIBE REDUCTION	AMOUNT AND FUND TYPE	RANK AND JUSTIFICATION
(WHICH PROGRAM OR ACTIVITY WILL NOT BE UNDERTAKEN)	(DESCRIBE THE EFFECTS OF THIS REDUCTION. INCLUDE POSITIONS AND FTE IN 2019-21 AND 2021-23)	(GF, LF, OF, FF. IDENTIFY REVENUE SOURCE FOR OF, FF)	(RANK THE ACTIVITIES OR PROGRAMS NOT UNDERTAKEN IN ORDER OF LOWEST COST FOR BENEFIT OBTAINED)
<b>5% REDUCTION OPTIONS</b>			
Business, Innovation and Trade -- Solar Incentive Program	REDUCTION TO GENERAL FUND WOULD DECREASE APPROPRIATION AVAILABLE FOR INCENTIVE PAYMENTS TO OWNERS OF PHOTOVOLTAIC ENERGY SYSTEMS ENROLLED IN THE SOLAR INCENTIVIZATION PROGRAM ESTABLISHED BY HB 4037 (2016). THE DEPARTMENT WOULD NOT HAVE FUNDS AVAILABLE TO PAY THE \$0.005 PER KILOWATT HOUR AWARDS TO QUALIFIED PARTICIPANTS.	\$191,057 GENERAL FUND	1 – BASED ON PRIORITY RANKING OF PROGRAMS.
Arts – Operating Support Grants	REDUCES THE OPERATING SUPPORT PROGRAM. THIS REDUCTION WOULD COME FROM A REDUCING THE MAXIMUM AWARD FOR THIS PROGRAM FROM \$40,000 TO \$15,000. THIS CHANGE WOULD PRIMARILY AFFECT ARTS ORGANIZATIONS WITH OPERATING BUDGETS OF OVER \$600,000. REDUCING THE AWARDS TO THESE ORGANIZATIONS WOULD NEGATIVELY IMPACT OUR MOST CELEBRATED ARTS INSTITUTIONS, LEADING TO FEWER ACTIVITIES AVAILABLE TO THE PUBLIC.	\$106,320 GENERAL FUND	2 – BASED ON PRIORITY RANKING OF PROGRAMS.
Arts – reduction of 0.50 FTE	REDUCES THE ARTS AND CULTURE DEPARTMENTS ABILITY TO PROCESS APPLICATION, GRANT CONTRACT,	\$87,433 GENERAL FUND	3 – BASED ON PRIORITY RANKING OF PROGRAMS.

## 5% AND 10% GENERAL FUND REDUCTION OPTIONS (ORS 291.216)

ACTIVITY OR PROGRAM	DESCRIBE REDUCTION	AMOUNT AND FUND TYPE	RANK AND JUSTIFICATION
(WHICH PROGRAM OR ACTIVITY WILL NOT BE UNDERTAKEN)	(DESCRIBE THE EFFECTS OF THIS REDUCTION. INCLUDE POSITIONS AND FTE IN 2019-21 AND 2021-23)	(GF, LF, OF, FF. IDENTIFY REVENUE SOURCE FOR OF, FF)	(RANK THE ACTIVITIES OR PROGRAMS NOT UNDERTAKEN IN ORDER OF LOWEST COST FOR BENEFIT OBTAINED)
	AND FINAL REPORTS AS WELL AS FEDERAL GRANT REPORTING REQUIREMENTS IN A TIMELY MANNER. REDUCES TIMELY SPENDING PLAN TRACKING AND REPORTING, AND OFFICE COORDINATION TASKS, CAUSING DELAYS IN SUPPORT TO APPLICANTS, GRANT RECIPIENTS AND CULTURAL RESOURCE ECONOMIC FUND RECIPIENTS.		
<b>10% REDUCTION OPTIONS (IN ADDITION TO 5% ABOVE)</b>			
Business, Innovation and Trade -- Solar Incentive Program	REDUCTION TO GENERAL FUND WOULD DECREASE APPROPRIATION AVAILABLE FOR INCENTIVE PAYMENTS TO OWNERS OF PHOTOVOLTAIC ENERGY SYSTEMS ENROLLED IN THE SOLAR INCENTIVIZATION PROGRAM ESTABLISHED BY HB 4037 (2016). THE DEPARTMENT WOULD NOT HAVE FUNDS AVAILABLE TO PAY THE \$0.005 PER KILOWATT HOUR AWARDS TO QUALIFIED PARTICIPANTS.	\$191,057 GENERAL FUND	4 – BASED ON PRIORITY RANKING OF PROGRAMS.
Arts – Operating Support Grants	THIS REDUCTION WOULD COME FROM A REDUCING THE MAXIMUM AWARD FOR THIS PROGRAM FROM \$40,000 TO \$15,000. THIS CHANGE WOULD PRIMARILY AFFECT ARTS ORGANIZATIONS WITH OPERATING BUDGETS OF OVER \$600,000. REDUCING THE	\$152,753 GENERAL FUND	5 – BASED ON PRIORITY RANKING OF PROGRAMS.



## 5% AND 10% GENERAL FUND REDUCTION OPTIONS (ORS 291.216)

ACTIVITY OR PROGRAM	DESCRIBE REDUCTION	AMOUNT AND FUND TYPE	RANK AND JUSTIFICATION
(WHICH PROGRAM OR ACTIVITY WILL NOT BE UNDERTAKEN)	(DESCRIBE THE EFFECTS OF THIS REDUCTION. INCLUDE POSITIONS AND FTE IN 2019-21 AND 2021-23)	(GF, LF, OF, FF. IDENTIFY REVENUE SOURCE FOR OF, FF)	(RANK THE ACTIVITIES OR PROGRAMS NOT UNDERTAKEN IN ORDER OF LOWEST COST FOR BENEFIT OBTAINED)
	AWARDS TO THESE ORGANIZATIONS WOULD NEGATIVELY IMPACT OUR MOST CELEBRATED ARTS INSTITUTIONS, LEADING TO FEWER ACTIVITIES AVAILABLE TO THE PUBLIC. I		
Arts – Arts Building Communities Grants	REDUCES THE ARTS BUILDS COMMUNITIES PROGRAM. THE PROGRAM SUPPORTS ARTS AND OTHER COMMUNITY BASED ORGANIZATIONS FOR PROJECTS THAT ADDRESS A LOCAL COMMUNITY PROBLEM, ISSUE OR NEED THROUGH AN ARTS BASED SOLUTION. THE PROGRAM SUPPORTS INVOLVEMENT IN COMMUNITY DEVELOPMENT AND CULTURAL TOURISM. THIS REDUCTION WOULD LIMIT THE NUMBER OF GRANTS AND GREATLY REDUCE THE ABILITY FOR LOCAL CREATIVE COMMUNITY DEVELOPMENT ACROSS THE STATE.	\$41,000 GENERAL FUND	6 – BASED ON PRIORITY RANKING OF PROGRAMS.

## 5% AND 10% LOTTERY FUNDS REDUCTION OPTIONS (ORS 291.216)

ACTIVITY OR PROGRAM	DESCRIBE REDUCTION	AMOUNT AND FUND TYPE	RANK AND JUSTIFICATION
(WHICH PROGRAM OR ACTIVITY WILL NOT BE UNDERTAKEN)	(DESCRIBE THE EFFECTS OF THIS REDUCTION. INCLUDE POSITIONS AND FTE IN 2019-21 AND 2021-23)	(GF, LF, OF, FF. IDENTIFY REVENUE SOURCE FOR OF, FF)	(RANK THE ACTIVITIES OR PROGRAMS NOT UNDERTAKEN IN ORDER OF LOWEST COST FOR BENEFIT OBTAINED)
<b>5% REDUCTION OPTIONS</b>			
Business, Innovation and Trade – Regional Accelerator & Innovation Network (RAIN)	REDUCTION REDUCES ALL STATE FUNDING FOR OPERATIONAL COSTS FOR THE NETWORK WILL BE ELIMINATED.	\$500,000 LOTTERY FUNDS	1- OFFERS BUDGET REDUCTION WITH MINIMAL DIRECT IMPACT TO STAFF AND OTHER PROGRAM RESOURCES.
Business, Innovation and Trade – Small Business Assistance Program	REDUCTION WILL IMPACT THE SBDCs ABILITY TO PROVIDE BUSINESS COUNSELING AND TRAINING SERVICES TO EMERGING AND SMALL BUSINESSES THROUGHOUT THE STATE. FIVE PERCENT REDUCTION LEVEL REPRESENTS APPROXIMATELY 30% OF STATE SUPPORT FOR THE NETWORK.	\$921,885 LOTTERY FUNDS	2- OFFERS BUDGET REDUCTION WITH MINIMAL IMPACT TO AGENCY.
Business, Innovation and Trade – Industry Competiveness Fund	STATE FUNDING WILL DISCONTINUE FOR APPROXIMATELY 7-10 SPORTING EVENTS OVER THE BIENNIUM.	\$50,000 LOTTERY FUNDS	3- OFFERS BUDGET REDUCTION WITH MINIMAL IMPACT TO AGENCY.
Business, Innovation and Trade – Oregon Metals Initiative (OMI)	REDUCTION WOULD ELIMINATE THIS PROGRAM. THIS PROGRAM REQUIRES A 1-1 MATCH FROM INDUSTRY PARTNERS AND IMPACT WOULD BE 12-15 RESEARCH PROJECTS WILL NOT BE CONDUCTED.	\$1,600,000 LOTTERY FUNDS	4- OFFERS BUDGET REDUCTION WITH MINIMAL DIRECT IMPACT TO STAFF AND OTHER PROGRAM RESOURCES.
Infrastructure – Seismic Rehabilitation Grant Program	REDUCE 0.50 FTE, SEISMIC PROJECT MANAGER POSITION	\$86,904 LOTTERY FUNDS	5-ALL DUTIES CAN BE ASSUMED BY EXISTING STAFF.

## 5% AND 10% LOTTERY FUNDS REDUCTION OPTIONS (ORS 291.216)

ACTIVITY OR PROGRAM (WHICH PROGRAM OR ACTIVITY WILL NOT BE UNDERTAKEN)	DESCRIBE REDUCTION (DESCRIBE THE EFFECTS OF THIS REDUCTION. INCLUDE POSITIONS AND FTE IN 2019-21 AND 2021-23)	AMOUNT AND FUND TYPE (GF, LF, OF, FF. IDENTIFY REVENUE SOURCE FOR OF, FF)	RANK AND JUSTIFICATION (RANK THE ACTIVITIES OR PROGRAMS NOT UNDERTAKEN IN ORDER OF LOWEST COST FOR BENEFIT OBTAINED)
Operations – Marketing and Communications	REDUCE 1.00 FTE, PUBLIC RELATIONS POSITION. REDUCTION TO THIS POSITION LIMITS THE DEPARTMENT’S ABILITY TO EFFECTIVELY FOCUS THE COMMUNICATION’S TEAM ON INTERNAL AND EXTERNAL COMMUNICATIONS. LIMITS THE DEPARTMENT’S ABILITY OF PROJECT MANAGEMENT SUPPORT FOR STRATEGIC PLAN METRICS AND KPM COORDINATION.	\$232,559 LOTTERY FUNDS	6- ALL DUTIES CAN BE ASSUMED BY EXISTING STAFF.
Operations – IT Staff	REDUCE 0.70 FTE. WILL REDUCE OVERALL IT STAFFING FOR DEPARTMENT BY 17%, WILL ELIMINATE ALL ABILITY TO DO IN-HOUSE PROGRAMMING, AND WILL INCREASE COSTS TO IMPLEMENT AND MAINTAIN SALES FORCE APPLICATION PACKAGES BECAUSE WORK WILL NEED TO BE CONTRACTED.	\$140,890 LOTTERY FUNDS	7-PORION OF EXISTING DUTIES MAY BE ASSUMED BY OTHER STAFF.

**10% REDUCTION OPTIONS (IN ADDITION TO 5% ABOVE)**

## 5% AND 10% LOTTERY FUNDS REDUCTION OPTIONS (ORS 291.216)

ACTIVITY OR PROGRAM	DESCRIBE REDUCTION	AMOUNT AND FUND TYPE	RANK AND JUSTIFICATION
(WHICH PROGRAM OR ACTIVITY WILL NOT BE UNDERTAKEN)	(DESCRIBE THE EFFECTS OF THIS REDUCTION. INCLUDE POSITIONS AND FTE IN 2019-21 AND 2021-23)	(GF, LF, OF, FF. IDENTIFY REVENUE SOURCE FOR OF, FF)	(RANK THE ACTIVITIES OR PROGRAMS NOT UNDERTAKEN IN ORDER OF LOWEST COST FOR BENEFIT OBTAINED)
Business, Innovation and Trade -- Oregon InC, Commercialization Fund	COMMERCIALIZATION FUND SUPPORT WOULD DECREASE 50% FOR THE BIENNIUM, LIMITING THE DEPARTMENT'S ABILITY TO INVEST IN EMERGING OREGON GROWN COMPANIES. START-UP COMPANIES ARE MORE LIKELY TO REMAIN IN-STATE, HIRE LOCAL RESIDENTS, AND SCALE-UP SUCCESSFULLY WHEN SUPPORTED BOTH FINANCIALLY AND TECHNICALLY THROUGH A LOCAL NETWORK. THE COMMERCIALIZATION FUND TARGETS THESE COMPANIES TO SUPPORT LOCAL ECONOMIC GROWTH.	\$2,500,000 LOTTERY FUNDS	8-OFFERS SIGNIFICANT BUDGET REDUCTION WITH MINIMAL DIRECT IMPACT TO STAFF AND OTHER PROGRAM RESOURCES.
Business, Innovation and Trade – Small Business Assistance Program	REDUCTION WILL IMPACT THE SBDCs ABILITY TO PROVIDE BUSINESS COUNSELING AND TRAINING SERVICES TO EMERGING AND SMALL BUSINESSES THROUGHOUT THE STATE. TEN PERCENT REDUCTION LEVEL REPRESENTS APPROXIMATELY 40% OF STATE SUPPORT FOR THE NETWORK.	\$571,885 LOTTERY FUNDS	9-BASED ON PRIORITY RANKING OF PROGRAMS AND IMPACT TO AGENCY.
Operations – IT Staff	REDUCE 0.15 FTE. WILL REDUCE OVERALL IT STAFFING FOR DEPARTMENT BY 17%, WILL ELIMINATE ALL ABILITY TO DO IN-HOUSE PROGRAMMING, AND WILL INCREASE COSTS TO IMPLEMENT AND MAINTAIN SALES FORCE	\$24,796 LOTTERY FUNDS	10 – BASED ON PRIORITY RANKING OR PROGRAMS AND IMPACT TO AGENCY.

## 5% AND 10% LOTTERY FUNDS REDUCTION OPTIONS (ORS 291.216)

ACTIVITY OR PROGRAM	DESCRIBE REDUCTION	AMOUNT AND FUND TYPE	RANK AND JUSTIFICATION
(WHICH PROGRAM OR ACTIVITY WILL NOT BE UNDERTAKEN)	(DESCRIBE THE EFFECTS OF THIS REDUCTION. INCLUDE POSITIONS AND FTE IN 2019-21 AND 2021-23)	(GF, LF, OF, FF. IDENTIFY REVENUE SOURCE FOR OF, FF)	(RANK THE ACTIVITIES OR PROGRAMS NOT UNDERTAKEN IN ORDER OF LOWEST COST FOR BENEFIT OBTAINED)
	APPLICATION PACKAGES BECAUSE WORK WILL NEED TO BE CONTRACTED.		
Infrastructure – Seismic Rehabilitation Grant Program	REDUCE 0.50 FTE, SEISMIC PROJECT MANAGER POSITION	\$86,904 LOTTERY FUNDS	11- ALL DUTIES CAN BE ASSUMED BY OTHER STAFF.

## 5% AND 10% OTHER FUNDS REDUCTION OPTIONS (ORS 291.216)

ACTIVITY OR PROGRAM	DESCRIBE REDUCTION	AMOUNT AND FUND TYPE	RANK AND JUSTIFICATION
(WHICH PROGRAM OR ACTIVITY WILL NOT BE UNDERTAKEN)	(DESCRIBE THE EFFECTS OF THIS REDUCTION. INCLUDE POSITIONS AND FTE IN 2019-21 AND 2021-23)	(GF, LF, OF, FF. IDENTIFY REVENUE SOURCE FOR OF, FF)	(RANK THE ACTIVITIES OR PROGRAMS NOT UNDERTAKEN IN ORDER OF LOWEST COST FOR BENEFIT OBTAINED)
<b>5% REDUCTION OPTIONS</b>			
Business, Innovation and Trade -- Unallocated	REDUCES OTHER FUNDS UNALLOCATED LIMITATION. THIS LIMITATION IS NOT ASSOCIATED WITH DEDICATED OTHER FUNDS REVENUES; HOWEVER OBDD UTILIZES THIS LIMITATION TO RECEIVE AND EXPEND OTHER FUNDS. REDUCTION LIMITS THE ABILITY TO APPLY FOR AND ACCEPT POTENTIAL GRANT OPPORTUNITIES WHICH MAY LIMIT OUR COLLABORATION WITH PARTNERS ON PROJECTS.	\$615,414 OTHER FUNDS	1-MINIMAL IMPACT TO EXISTING PROGRAMS.
Arts – Arts Acquisition Grants	REDUCTION TO ARTS ACQUISITION GRANTS. THIS PROGRAM ENABLES OREGON INSTITUTIONS TO PURCHASE MAJOR NEW WORKS FROM OREGON ARTISTS. REDUCTION IN LIMITATION COULD REQUIRE THE DEPARTMENT TO RETURN AWARDED GRANT DOLLARS TO THE PRIVATE FOUNDATION.	\$50,000 OTHER FUNDS PRIVATE FOUNDATION GRANTS	2-BASED ON PRIORITY RANKING OF PROGRAMS.

## 5% AND 10% OTHER FUNDS REDUCTION OPTIONS (ORS 291.216)

ACTIVITY OR PROGRAM	DESCRIBE REDUCTION	AMOUNT AND FUND TYPE	RANK AND JUSTIFICATION
(WHICH PROGRAM OR ACTIVITY WILL NOT BE UNDERTAKEN)	(DESCRIBE THE EFFECTS OF THIS REDUCTION. INCLUDE POSITIONS AND FTE IN 2019-21 AND 2021-23)	(GF, LF, OF, FF. IDENTIFY REVENUE SOURCE FOR OF, FF)	(RANK THE ACTIVITIES OR PROGRAMS NOT UNDERTAKEN IN ORDER OF LOWEST COST FOR BENEFIT OBTAINED)
Arts – Cultural Trust	REDUCE LIMITATION TO EXPEND FUNDS RECEIVED FROM CULTURAL TRUST FUND. IF REQUIRED ANNUAL DISBURSEMENTS EXCEED AVAILABLE LIMITATION, THE DEPARTMENT WOULD NOT BE ABLE TO DISBURSE THE FUNDS AS REQUIRED BY STATUTE (ORS 359.426)	\$600,000 OTHER FUNDS CULTURAL TRUST DONATIONS	3-BASED ON PRIORITY RANKING OF PROGRAMS
Arts – Career Opportunity Grants	REDUCE LIMITATION TO EXPEND PRIVATE DONATIONS RECEIVED. REDUCTION IN LIMITATION MAY RESULT IN THE RETURN OF GRANT FUNDS RECEIVED.	\$17,198 OTHER FUNDS PRIVATE FOUNDATION GRANTS	4-BASED ON PRIORITY RANKING OF PROGRAMS.
Infrastructure – Seismic Rehabilitation Grant Program	REDUCES OTHER FUNDS LIMITATION REQUIRED TO EXPEND GENERAL OBLIGATION BOND PROCEEDS FOR SEISMIC GRANTS. GRANT AWARDS WOULD BE REDUCED. AS THESE ARE BOND PROCEEDS, THEY CANNOT BE REPURPOSED, EXCEPT TO BE APPLIED TO OUTSTANDING DEBT SERVICE.	\$19,204,400 OTHER FUNDS GENERAL OBLIGATION BONDS	5-BASED ON PRIORITY RANKING OF PROGRAMS.
Operations – reduction of 0.15 FTE	WILL ELIMINATE ALL ABILITY TO DO IN-HOUSE PROGRAMMING, AND WILL INCREASE COSTS TO IMPLEMENT AND MAINTAIN SALES FORCE APPLICATION PACKAGES	\$29,171 OTHER FUNDS	6-STAFFING REDUCTIONS ARE SIGNIFICANT BUT COULD BE MITIGATED BY EXISTING STAFF ASSUMING THESE DUTIES.

## 5% AND 10% OTHER FUNDS REDUCTION OPTIONS (ORS 291.216)

ACTIVITY OR PROGRAM	DESCRIBE REDUCTION	AMOUNT AND FUND TYPE	RANK AND JUSTIFICATION
(WHICH PROGRAM OR ACTIVITY WILL NOT BE UNDERTAKEN)	(DESCRIBE THE EFFECTS OF THIS REDUCTION. INCLUDE POSITIONS AND FTE IN 2019-21 AND 2021-23)	(GF, LF, OF, FF. IDENTIFY REVENUE SOURCE FOR OF, FF)	(RANK THE ACTIVITIES OR PROGRAMS NOT UNDERTAKEN IN ORDER OF LOWEST COST FOR BENEFIT OBTAINED)
	BECAUSE WORK WILL NEED TO BE CONTRACTED.		
<b>10% REDUCTION OPTIONS (IN ADDITION TO 5% ABOVE)</b>			
Business, Innovation and Trade -- Unallocated	REDUCES OTHER FUNDS UNALLOCATED LIMITATION. THIS LIMITATION IS NOT ASSOCIATED WITH DEDICATED OTHER FUNDS REVENUES; HOWEVER OBDD UTILIZES THIS LIMITATION TO RECEIVE AND EXPEND OTHER FUNDS. REDUCTION LIMITS THE ABILITY TO APPLY FOR AND ACCEPT POTENTIAL GRANT OPPORTUNITIES WHICH MAY LIMIT OUR COLLABORATION WITH PARTNERS ON PROJECTS.	\$384,586 OTHER FUNDS	7-MINIMAL IMPACT TO EXISTING PROGRAMS.
Arts – Arts Acquisition Grants	REDUCTION TO ARTS ACQUISITION GRANTS. THIS PROGRAM ENABLES OREGON INSTITUTIONS TO PURCHASE MAJOR NEW WORKS FROM OREGON ARTISTS. REDUCTION IN LIMITATION COULD REQUIRE THE DEPARTMENT TO RETURN AWARDED GRANT DOLLARS TO THE PRIVATE FOUNDATION.	\$75,000 OTHER FUNDS PRIVATE FOUNDATION GRANTS	8-BASED ON PRIORITY RANKING OF PROGRAMS.



## 5% AND 10% OTHER FUNDS REDUCTION OPTIONS (ORS 291.216)

ACTIVITY OR PROGRAM	DESCRIBE REDUCTION	AMOUNT AND FUND TYPE	RANK AND JUSTIFICATION
(WHICH PROGRAM OR ACTIVITY WILL NOT BE UNDERTAKEN)	(DESCRIBE THE EFFECTS OF THIS REDUCTION. INCLUDE POSITIONS AND FTE IN 2019-21 AND 2021-23)	(GF, LF, OF, FF. IDENTIFY REVENUE SOURCE FOR OF, FF)	(RANK THE ACTIVITIES OR PROGRAMS NOT UNDERTAKEN IN ORDER OF LOWEST COST FOR BENEFIT OBTAINED)
Arts – Cultural Trust	REDUCE LIMITATION TO EXPEND FUNDS RECEIVED FROM CULTURAL TRUST FUND. IF REQUIRED ANNUAL DISBURSEMENTS EXCEED AVAILABLE LIMITATION, THE DEPARTMENT WOULD NOT BE ABLE TO DISBURSE THE FUNDS AS REQUIRED BY STATUTE (ORS 359.426)	\$532,802 OTHER FUNDS CULTURAL TRUST DONATIONS	9-BASED ON PRIORITY RANKING OF PROGRAMS.
Arts – Career Opportunity Grants	REDUCE LIMITATION TO EXPEND PRIVATE DONATIONS RECEIVED. REDUCTION IN LIMITATION MAY RESULT IN THE RETURN OF GRANT FUNDS RECEIVED.	\$59,397 OTHER FUNDS PRIVATE FOUNDATION GRANTS	10 - BASED ON PRIORITY RANKING OF PROGRAMS.
Infrastructure – Seismic Rehabilitation Grant Program	REDUCES OTHER FUNDS LIMITATION REQUIRED TO EXPEND GENERAL OBLIGATION BOND PROCEEDS FOR SEISMIC GRANTS. GRANT AWARDS WOULD BE REDUCED. AS THESE ARE BOND PROCEEDS, THEY CANNOT BE REPURPOSED, EXCEPT TO BE APPLIED TO OUTSTANDING DEBT SERVICE.	\$19,204,400 OTHER FUNDS GENERAL OBLIGATION BONDS	11-BASED ON PRIORITY RANKING OF PROGRAMS.

## 5% AND 10% FEDERAL FUNDS REDUCTION OPTIONS (ORS 291.216)

ACTIVITY OR PROGRAM	DESCRIBE REDUCTION	AMOUNT AND FUND TYPE	RANK AND JUSTIFICATION
(WHICH PROGRAM OR ACTIVITY WILL NOT BE UNDERTAKEN)	(DESCRIBE THE EFFECTS OF THIS REDUCTION. INCLUDE POSITIONS AND FTE IN 2019-21 AND 2021-23)	(GF, LF, OF, FF. IDENTIFY REVENUE SOURCE FOR OF, FF)	(RANK THE ACTIVITIES OR PROGRAMS NOT UNDERTAKEN IN ORDER OF LOWEST COST FOR BENEFIT OBTAINED)
<b>5% REDUCTION OPTIONS</b>			
Infrastructure – Community Development Block Grant Program	REDUCTION IN CDBG PROGRAM EXPENDITURE LIMITATION. CURRENT PROGRAM LIMITATION REQUIRED TO EXPEND ANNUAL GRANTS, PLUS BALANCES AVAILABLE TO DRAW DOWN ON PRIOR YEAR GRANTS. THE DEPARTMENT WILL NOT HAVE SUFFICIENT LIMITATION TO EXPEND FEDERAL FUNDS AND WOULD IMPACT AT LEAST 1 GRANT AWARD TO LOW-MODERATE INCOME COMMUNITIES WITHIN OREGON.	\$443,983 FEDERAL FUNDS DEPARTMENT OF HOUSING AND URBAN DEVELOPMENT (HUD) GRANT	1-NO IMPACT TO CURRENT PROGRAM FUNDING.
Business, Innovation and Trade -- Small Business Credit Initiative	FEDERAL FUND LIMITATION IS BUDGETED FOR STATE SMALL BUSINESS CREDIT INITIATIVE FUNDS (SSBCI) THAT ARE BEING LEVERAGED IN THE CREDIT ENHANCEMENT FUND. LIMITATION IS ONLY UTILIZED WHEN A LOAN DEFAULTS AND A LOSS MUST BE PAID.	\$356,879 FEDERAL FUNDS US TREASURY GRANT	3 – NO IMPACT TO CURRENT PROGRAM FUNDING.
Arts – National Endowment for the Arts (NEA)	REDUCE NEA FEDERAL LIMITATION. REDUCES AMOUNT OF FEDERAL FUNDS RECEIVED BUT WILL NOT NEGATIVELY IMPACT THE PROGRAM BASED ON CURRENT FUNDING LEVELS. SHOULD FEDERAL FUNDING LEVELS INCREASE, OBDD WILL NOT HAVE	\$101,599 FEDERAL FUNDS NATIONAL ENDOWMENT FOR ARTS GRANT	4- NO IMPACT TO CURRENT PROGRAM FUNDING.

## 5% AND 10% FEDERAL FUNDS REDUCTION OPTIONS (ORS 291.216)

ACTIVITY OR PROGRAM	DESCRIBE REDUCTION	AMOUNT AND FUND TYPE	RANK AND JUSTIFICATION
(WHICH PROGRAM OR ACTIVITY WILL NOT BE UNDERTAKEN)	(DESCRIBE THE EFFECTS OF THIS REDUCTION. INCLUDE POSITIONS AND FTE IN 2019-21 AND 2021-23)	(GF, LF, OF, FF. IDENTIFY REVENUE SOURCE FOR OF, FF)	(RANK THE ACTIVITIES OR PROGRAMS NOT UNDERTAKEN IN ORDER OF LOWEST COST FOR BENEFIT OBTAINED)
	SUFFICIENT LIMITATION TO EXPEND GRANT FUNDS		
Infrastructure - Community Development Block Grant Administration	REDUCTION IN EXCESS CDBG ADMINISTRATION EXPENDITURE LIMITATION. FEDERAL FISCAL YEAR 2019 THROUGH 2021 GRANTS ARE ESTIMATED AT \$12 MILLION PER YEAR. EXCESS LIMITATION EXISTS DUE TO THE REDUCTION IN GRANT LEVELS OVER THE PAST SEVERAL YEARS. ADMINISTRATION IS LIMITED TO 2%, PLUS ANNUAL MATCH FUNDS OF \$100,000. REDUCTION IN LIMITATION WILL NOT NEGATIVELY IMPACT THE DEPARTMENT BASED ON CURRENT FUNDING. HOWEVER, IF HUD GRANTS RETURN TO PRIOR LEVELS, THE DEPARTMENT WILL NOT HAVE SUFFICIENT LIMITATION TO EXPEND FUNDS.	\$500,000 FEDERAL FUNDS DEPARTMENT OF HOUSING AND URBAN DEVELOPMENT (HUD) GRANT	5- BASED ON PRIORITY RANKING OF PROGRAMS AND AGENCY IMPACT.

## 5% AND 10% FEDERAL FUNDS REDUCTION OPTIONS (ORS 291.216)

ACTIVITY OR PROGRAM	DESCRIBE REDUCTION	AMOUNT AND FUND TYPE	RANK AND JUSTIFICATION
(WHICH PROGRAM OR ACTIVITY WILL NOT BE UNDERTAKEN)	(DESCRIBE THE EFFECTS OF THIS REDUCTION. INCLUDE POSITIONS AND FTE IN 2019-21 AND 2021-23)	(GF, LF, OF, FF. IDENTIFY REVENUE SOURCE FOR OF, FF)	(RANK THE ACTIVITIES OR PROGRAMS NOT UNDERTAKEN IN ORDER OF LOWEST COST FOR BENEFIT OBTAINED)
Infrastructure – Brownfields Clean-Up Fund Grants	ANNUAL BROWNFIELDS CLEAN-UP GRANTS OF \$500,000, PLUS BALANCES AVAILABLE TO DRAW DOWN ON PRIOR YEAR GRANTS ARE ESTIMATED TO TOTAL \$1.5 MILLION FOR THE 2019-21 BIENNIUM. TOTAL BUDGET LIMITATION OF \$2.8 MILLION CAN BE REDUCED BY \$1.3 MILLION WITHOUT AFFECTING CURRENT GRANT LEVELS. IF FEDERAL AWARDS EXCEED ESTIMATES, THE DEPARTMENT WILL NOT HAVE SUFFICIENT LIMITATION TO EXPEND FEDERAL FUNDS AND NEGATIVELY IMPACT THE ABILITY TO PROVIDE FUNDS FOR ENVIRONMENTAL CLEAN-UP SITES ACROSS THE STATE.	\$750,000 FEDERAL FUNDS ENVIRONMENTAL PROTECTION AGENCY	6- BASED ON PRIORITY RANKING OF PROGRAMS AND AGENCY IMPACT.
<b>10% REDUCTION OPTIONS (IN ADDITION TO 5% ABOVE)</b>			
Business, Innovation and Trade -- Small Business Credit Initiative	FEDERAL FUND LIMITATION IS BUDGETED FOR STATE SMALL BUSINESS CREDIT INITIATIVE FUNDS (SSBCI) THAT ARE BEING LEVERAGED IN THE CREDIT ENHANCEMENT FUND. LIMITATION IS ONLY UTILIZED WHEN A LOAN DEFAULTS AND A LOSS MUST BE PAID.	\$356,879 FEDERAL FUNDS US TREASURY GRANT	2- NO IMPACT TO CURRENT PROGRAM FUNDING.

## 5% AND 10% FEDERAL FUNDS REDUCTION OPTIONS (ORS 291.216)

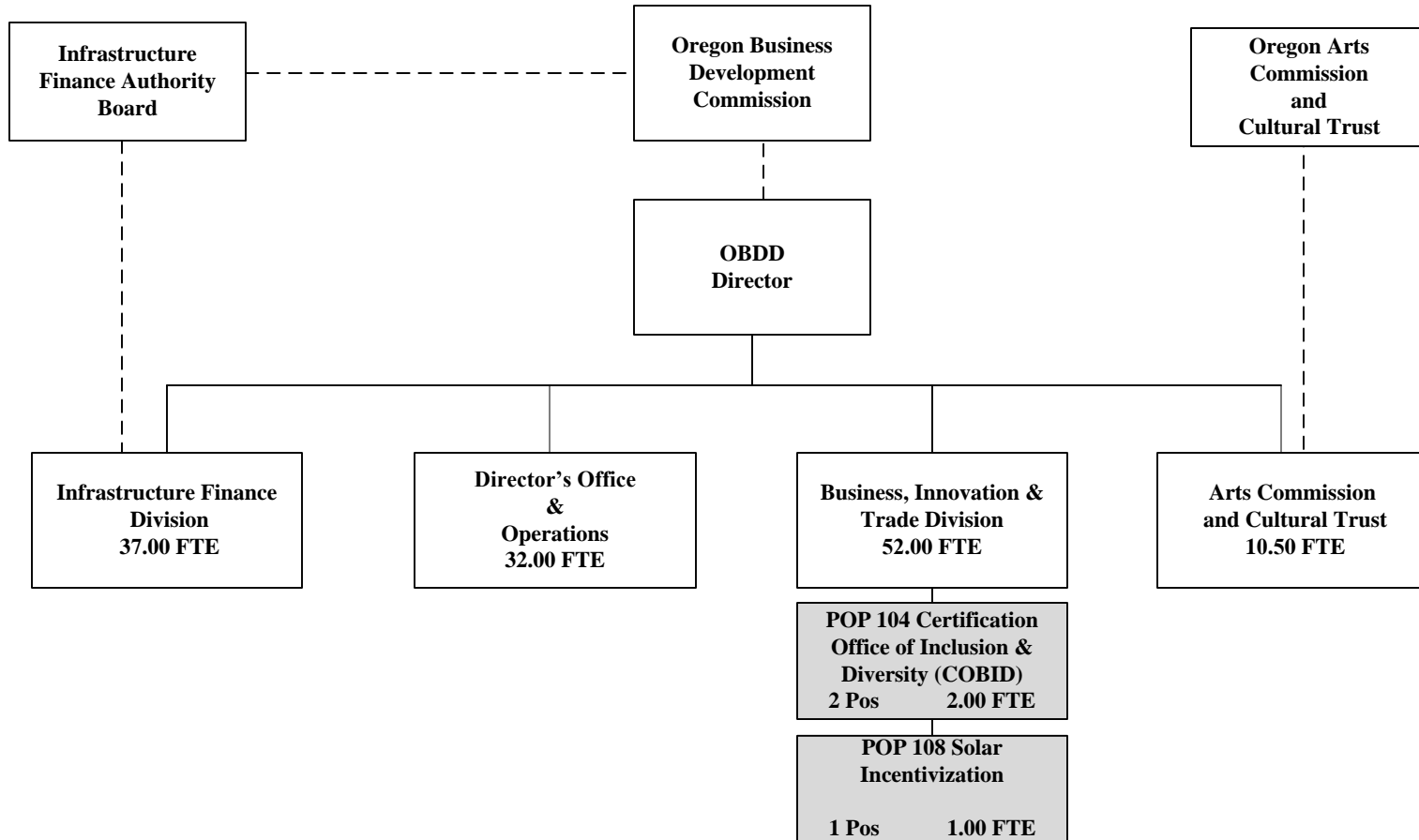
ACTIVITY OR PROGRAM	DESCRIBE REDUCTION	AMOUNT AND FUND TYPE	RANK AND JUSTIFICATION
(WHICH PROGRAM OR ACTIVITY WILL NOT BE UNDERTAKEN)	(DESCRIBE THE EFFECTS OF THIS REDUCTION. INCLUDE POSITIONS AND FTE IN 2019-21 AND 2021-23)	(GF, LF, OF, FF. IDENTIFY REVENUE SOURCE FOR OF, FF)	(RANK THE ACTIVITIES OR PROGRAMS NOT UNDERTAKEN IN ORDER OF LOWEST COST FOR BENEFIT OBTAINED)
Arts – National Endowment for the Arts (NEA)	REDUCE NEA FEDERAL LIMITATION. REDUCES AMOUNT OF FEDERAL FUNDS RECEIVED BUT WILL NOT NEGATIVELY IMPACT THE PROGRAM BASED ON CURRENT FUNDING LEVELS. SHOULD FEDERAL FUNDING LEVELS INCREASE, OBDD WILL NOT HAVE SUFFICIENT LIMITATION TO EXPEND GRANT FUNDS	\$101,599 FEDERAL FUNDS NATIONAL ENDOWMENT FOR ARTS GRANT	7- BASED ON PRIORITY RANKING OF PROGRAMS AND AGENCY IMPACT.
Infrastructure – Community Development Block Grant Program	REDUCTION IN CDBG PROGRAM EXPENDITURE LIMITATION. CURRENT PROGRAM LIMITATION REQUIRED TO EXPEND ANNUAL GRANTS, PLUS BALANCES AVAILABLE TO DRAW DOWN ON PRIOR YEAR GRANTS. THE DEPARTMENT WILL NOT HAVE SUFFICIENT LIMITATION TO EXPEND FEDERAL FUNDS AND WOULD IMPACT AT LEAST 2 GRANT AWARDS TO LOW-MODERATE INCOME COMMUNITIES WITHIN OREGON.	\$1,250,000 FEDERAL FUNDS DEPARTMENT OF HOUSING AND URBAN DEVELOPMENT (HUD) GRANT	8- BASED ON PRIORITY RANKING OF PROGRAMS AND AGENCY IMPACT.

## 5% AND 10% FEDERAL FUNDS REDUCTION OPTIONS (ORS 291.216)

ACTIVITY OR PROGRAM	DESCRIBE REDUCTION	AMOUNT AND FUND TYPE	RANK AND JUSTIFICATION
(WHICH PROGRAM OR ACTIVITY WILL NOT BE UNDERTAKEN)	(DESCRIBE THE EFFECTS OF THIS REDUCTION. INCLUDE POSITIONS AND FTE IN 2019-21 AND 2021-23)	(GF, LF, OF, FF. IDENTIFY REVENUE SOURCE FOR OF, FF)	(RANK THE ACTIVITIES OR PROGRAMS NOT UNDERTAKEN IN ORDER OF LOWEST COST FOR BENEFIT OBTAINED)
Infrastructure – Brownfields Clean-Up Fund Grants	ANNUAL BROWNFIELDS CLEAN-UP GRANTS OF \$500,000, PLUS BALANCES AVAILABLE TO DRAW DOWN ON PRIOR YEAR GRANTS ARE ESTIMATED TO TOTAL \$1.5 MILLION FOR THE 2019-21 BIENNIUM. TOTAL BUDGET LIMITATION OF \$2.8 MILLION CAN BE REDUCED BY \$1.3 MILLION WITHOUT AFFECTING CURRENT GRANT LEVELS. IF FEDERAL AWARDS EXCEED ESTIMATES, THE DEPARTMENT WILL NOT HAVE SUFFICIENT LIMITATION TO EXPEND FEDERAL FUNDS AND NEGATIVELY IMPACT THE ABILITY TO PROVIDE FUNDS FOR ENVIRONMENTAL CLEAN-UP SITES ACROSS THE STATE.	\$443,983 FEDERAL FUNDS ENVIRONMENTAL PROTECTION AGENCY	9-BASED ON PRIORITY RANKING OF PROGRAMS AND AGENCY IMPACT.

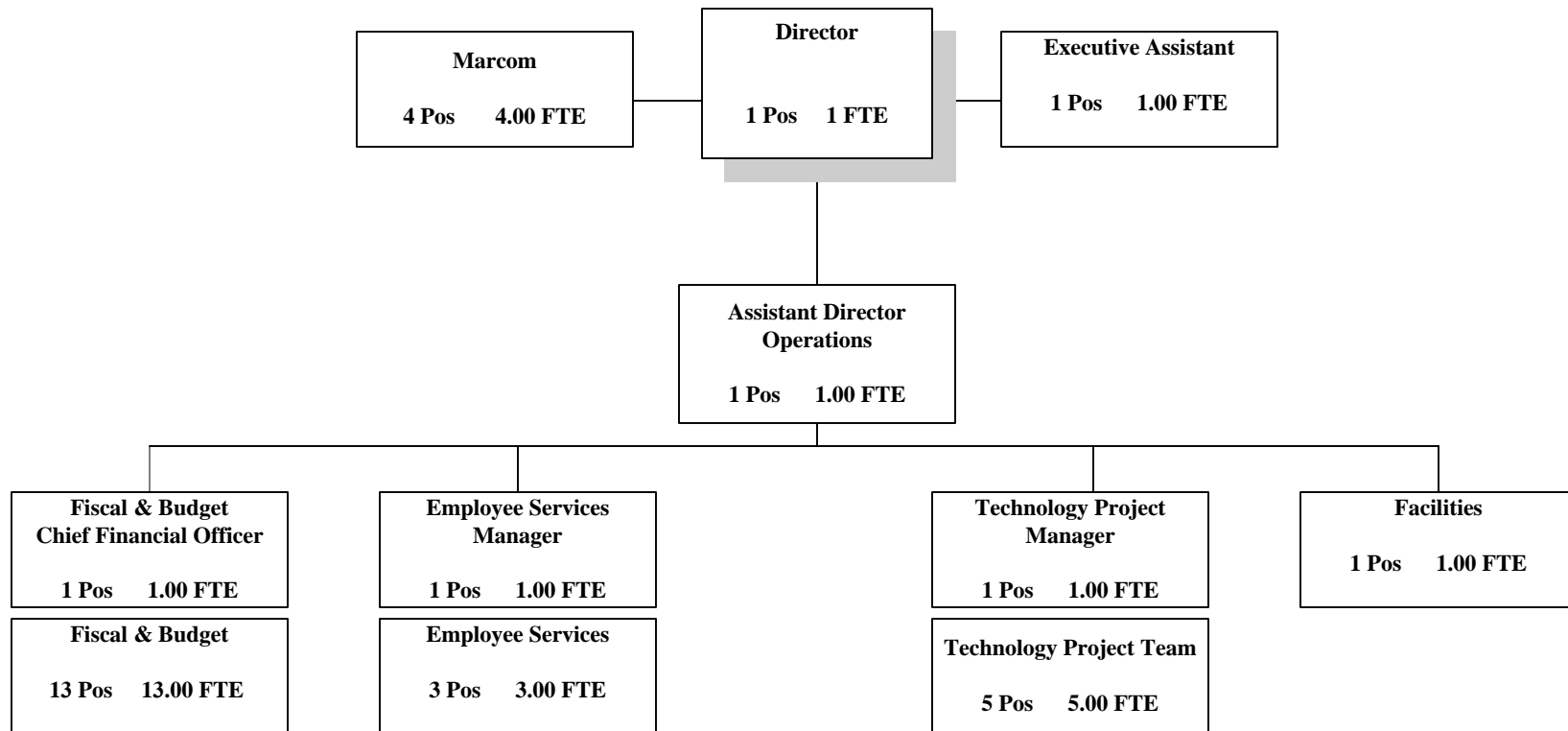
# Oregon Business Development Department

## Overall Structure 2017–19 Legislatively Adopted Budget Total FTE = 134.5



# Oregon Business Development Department

## Director's Office & Operations Division 2017-19 Legislatively Adopted Budget Total FTE 32.00



2017-19 Legislatively Adopted Budget

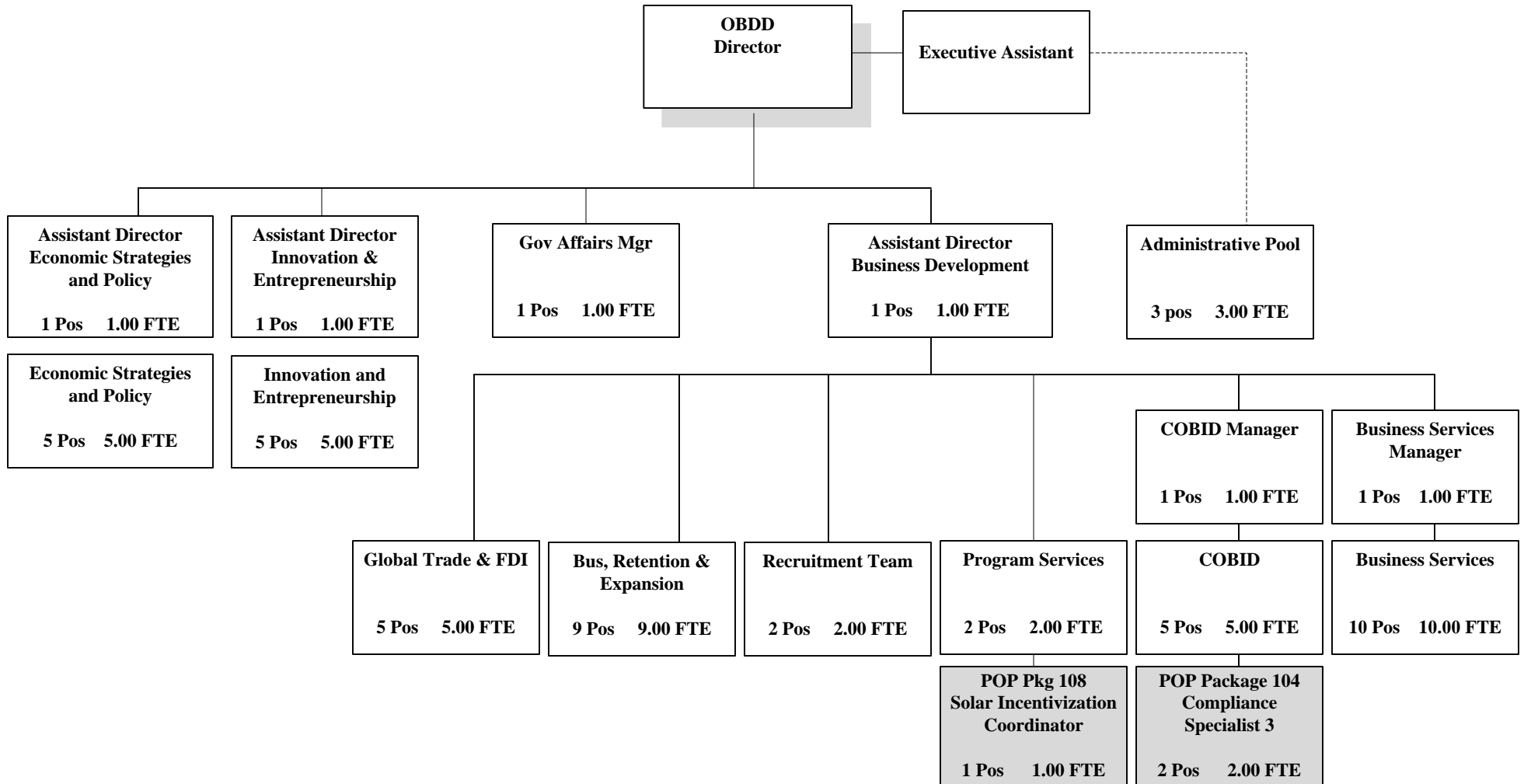


# Oregon Business Development Department

## Business, Innovation and Trade Division

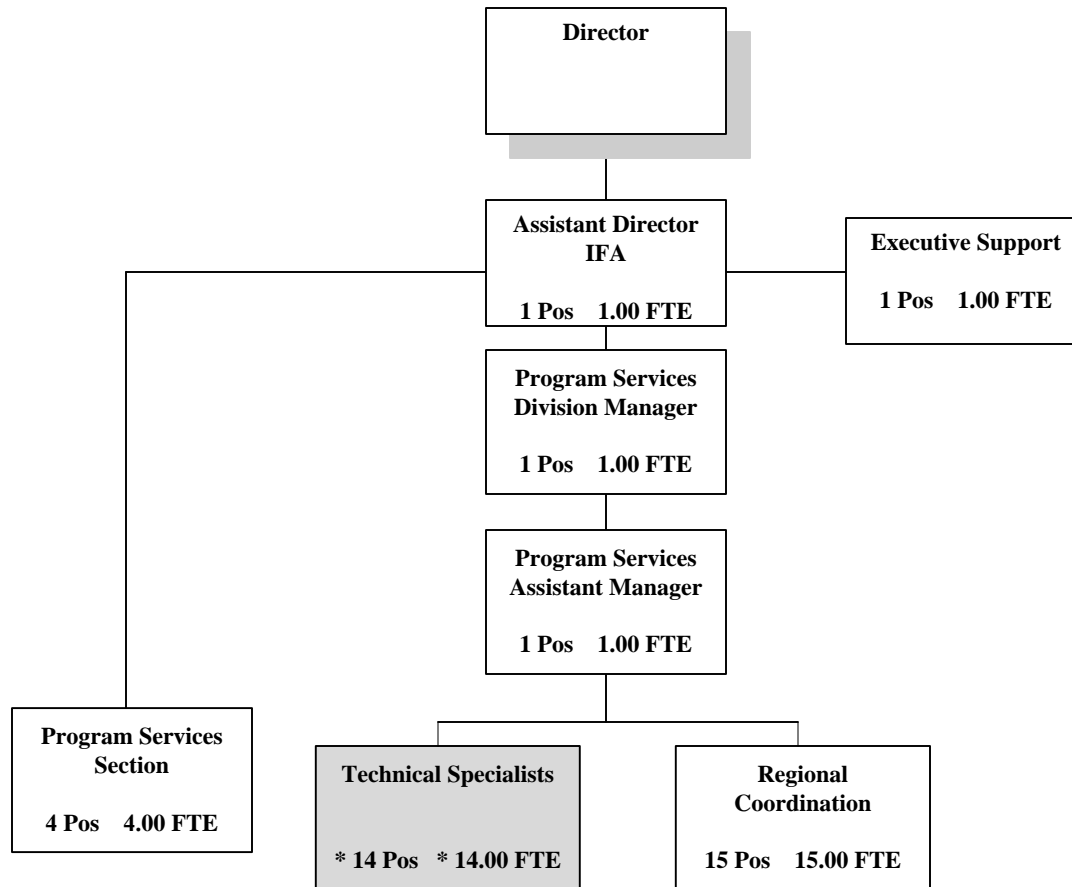
2017–19 Legislatively Adopted Budget

Total FTE 55.00



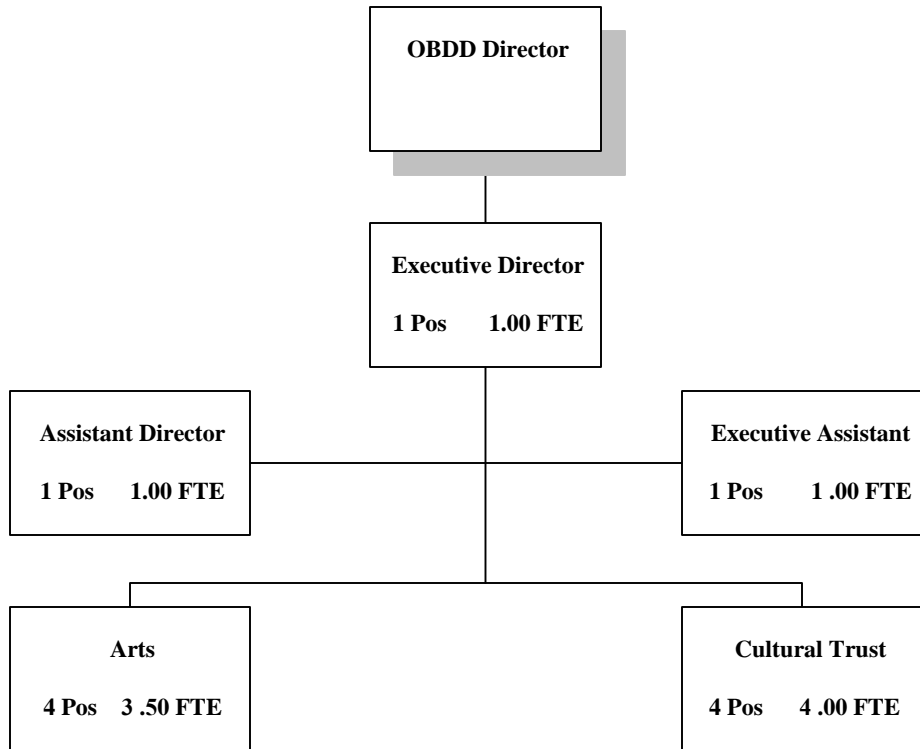
# Oregon Business Development Department

## Infrastructure Financing Division 2017-19 Legislatively Adopted Budget Total FTE 37.00



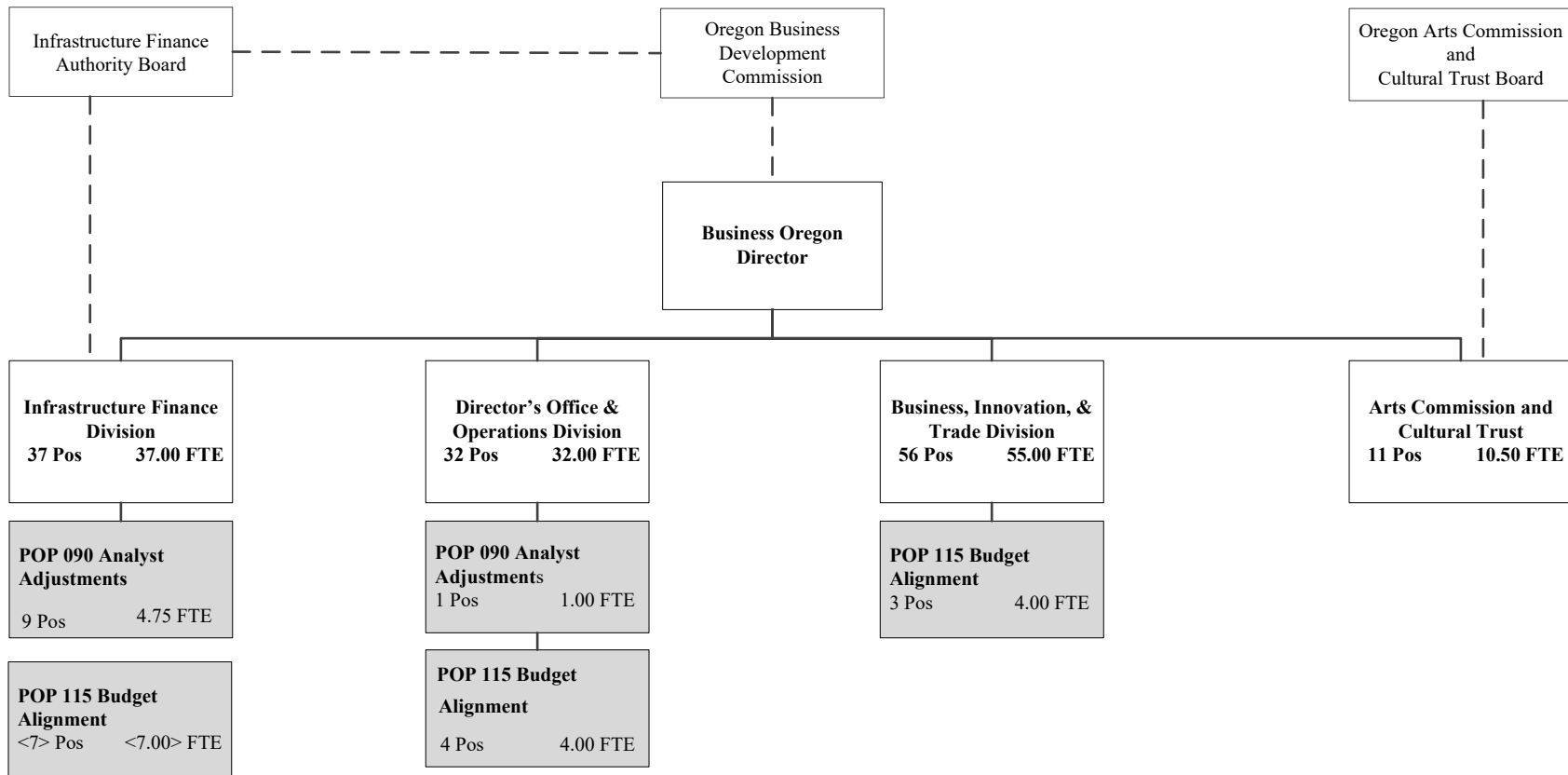
**Oregon Business Development Department**

**Arts Commission & Cultural Trust**  
**2017 - 19 Legislatively Adopted Budget**  
**Total FTE = 10.50**



# Oregon Business Development Department

## Overall Structure 2019–21 Governor's Budget Total FTE = 141.25

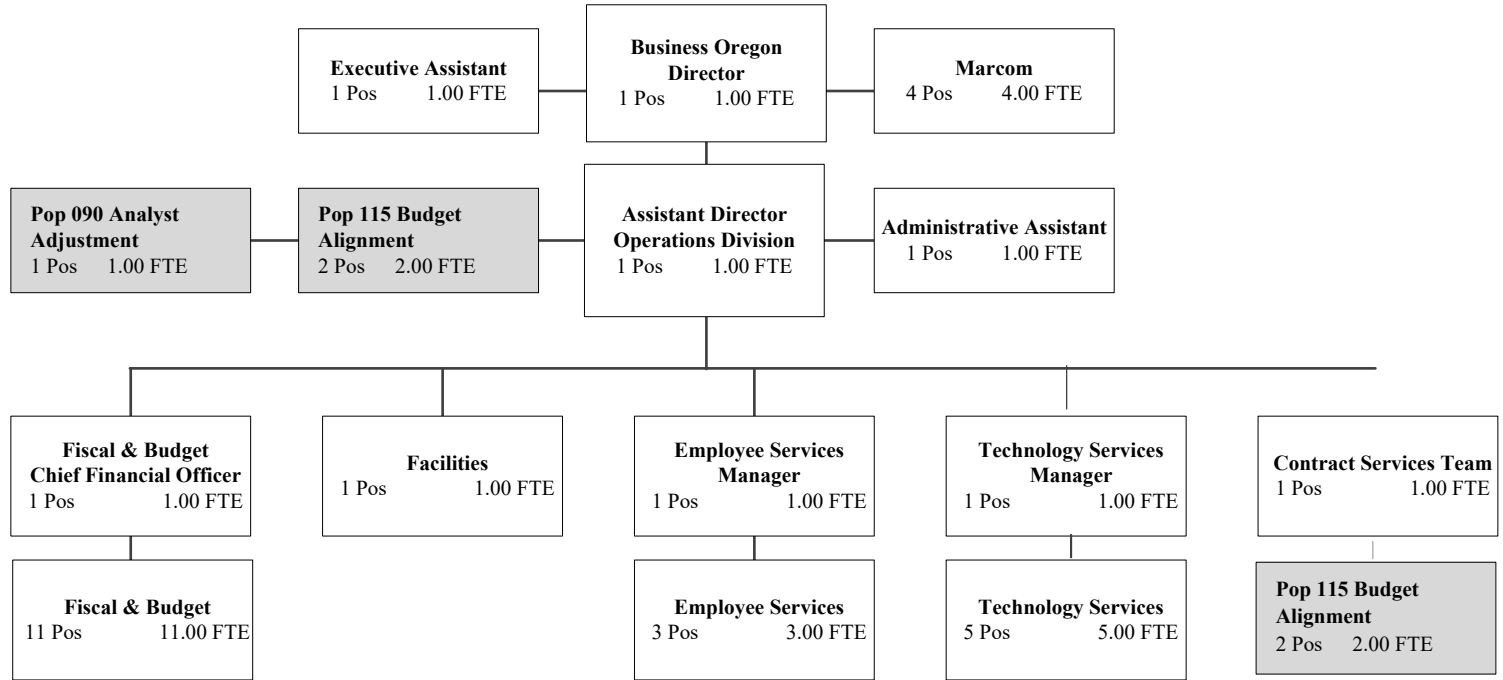


**Oregon Business Development Department**

**Director's Office & Operations Division**

**2019–21 Governor's Budget**

**Total FTE = 37.00**

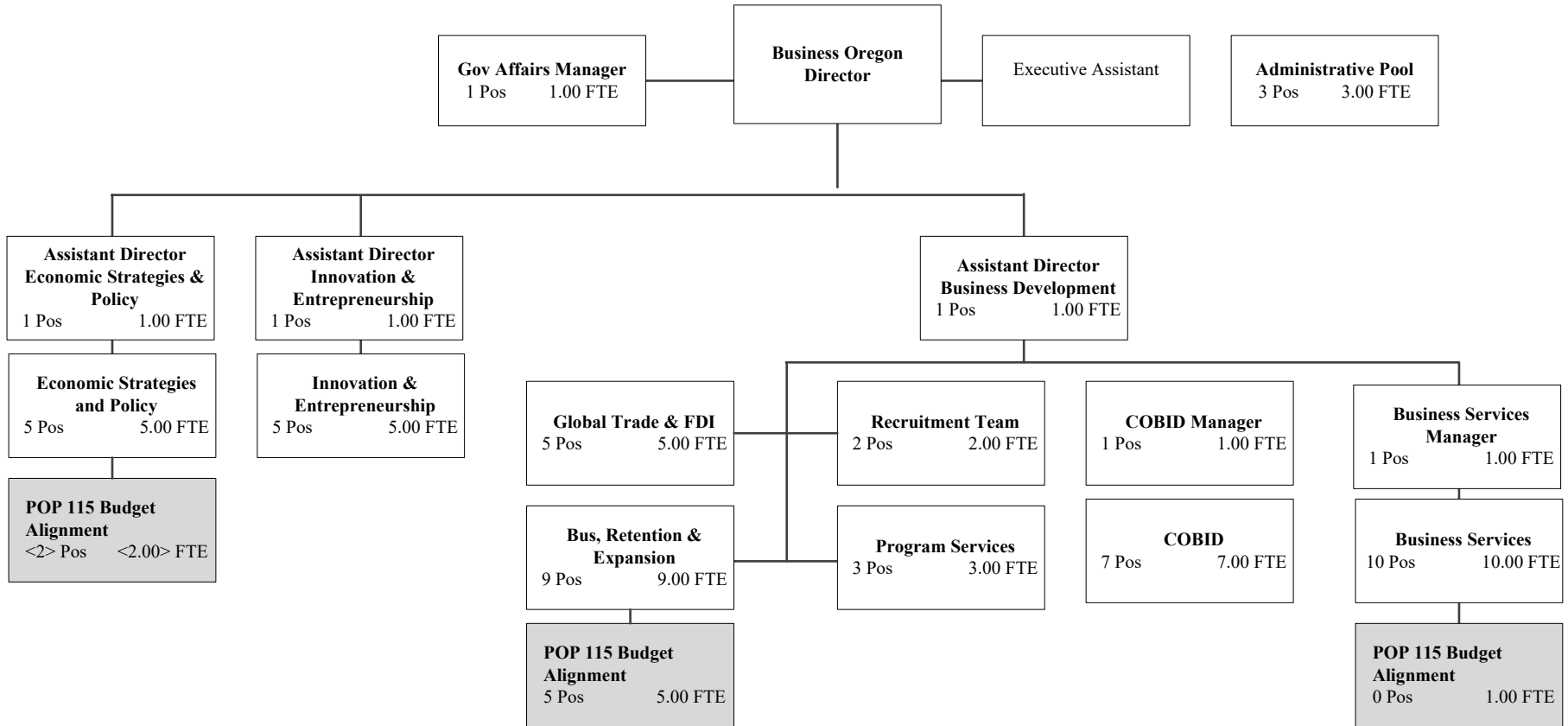


**Oregon Business Development Department**

**Business, Innovation, & Trade Division**

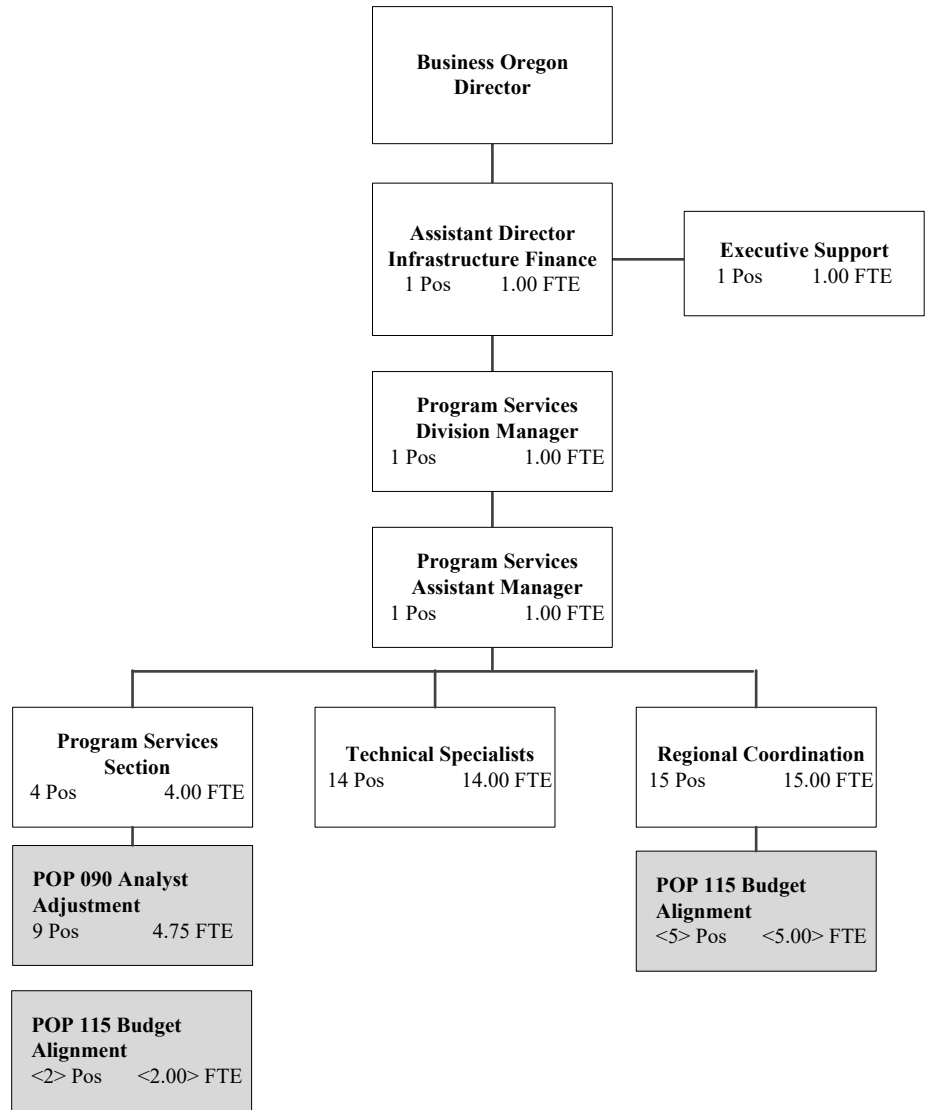
**2019–21 Governor's Budget**

**Total FTE = 59.00**



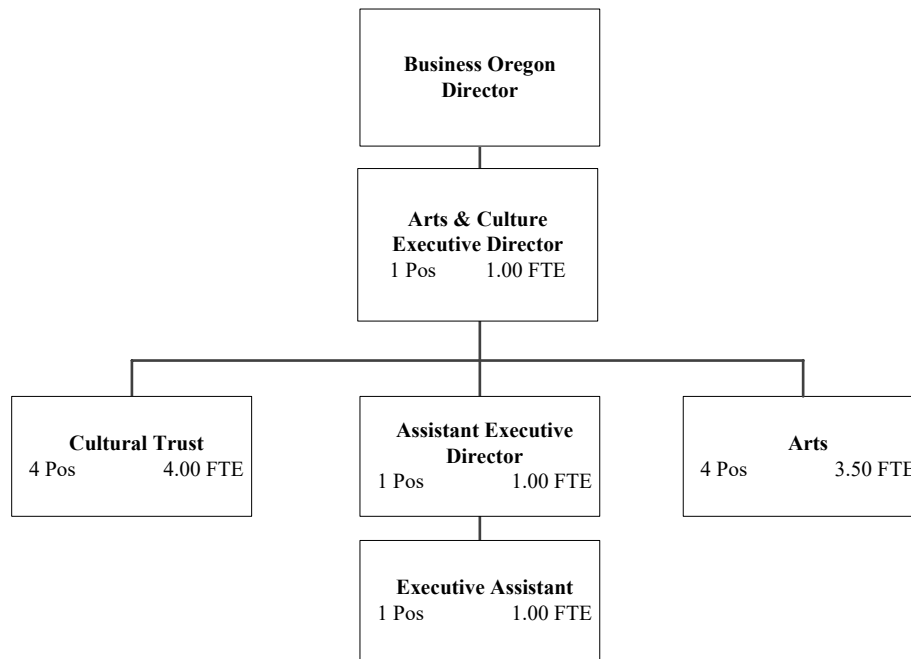
**Oregon Business Development Department**

**Infrastructure Finance Division  
2019–21 Governor's Budget Total  
FTE = 34.75**



**Oregon Business Development Department**

**Arts Commission and Cultural  
Trust 2019–21 Governor's Budget  
Total FTE = 10.50**





# BUDGET NARRATIVE

---

## Revenue Discussion

### Source of funds: Lottery Funds

Lottery Funds are constitutionally dedicated for creating jobs, furthering economic development, financing public education, restoring and protecting parks, beaches, watersheds and critical fish and wildlife habitats.

**Any required matching funds? No.**

### Agency programs funded with Lottery Funds:

- Operations (Shared Services) – includes the following sections:
  - Director’s Office
  - Marketing/Communications
  - Accounting/Budgeting
  - Information Technology
  - Human Resources
  - Facilities
  - Contracts and Procurement
  
- Business, Innovation and Trade services:
  - Business Development
    - Global Trade
    - Business Retention and Expansion
    - Business Recruitment
    - Small Business Service
  - Innovation and Entrepreneurship
  - Economic Strategy and Policy
  - Strategic Reserve Fund
  - Industry Competitiveness Fund
  - Business Retention Program
  - Oregon Innovation Council
  - Small Business Assistance Programs

# BUDGET NARRATIVE

---

- Infrastructure Financing:
  - Seismic Administration
  - Industrial Lands
  - Broadband
- Pass through funding to the Film and Video Office
- Lottery Bond Debt Service

## Source of funds: **Other Funds**

Revenues that support the department's Other Fund programs include loan principal and interest repayments, investment interest earnings, lottery revenue, General Obligation Bond (GOB) and Oregon Bond Bank revenue bond proceeds, loan and service fees, donations, pass through monies received from Oregon Health Authority for the Safe Drinking Water Program, and an assessment from state agencies for Certification Office of Business Inclusion and Diversity (COBID) (formerly Minority, Women and Emerging Small Businesses). ODOT finances 45% of the COBID assessment because they manage the certification of the Disadvantaged Business Enterprise (DBE) program and the remaining 55% is assessed to state agencies based on FTE.

## Any required matching funds? **No**

## Agency programs funded with Other Funds:

- Strategic Reserve Fund
- Business Retention Program
- Business Finance Programs and Administration
- Industrial Lands
- Brownfields Program and Administration
- Certification Office of Business Inclusion and Diversity (COBID)
- Infrastructure Finance Programs
- Arts Commission Public Art Program
- Oregon Cultural Trust
- Operations

## Basis for 2019-21 biennium estimates:

Cash flow analysis of the revolving loan funds and estimated level of revenue bond sales.

# BUDGET NARRATIVE

---

## Source of funds: Federal Funds

- Community Development Block Grant (CDBG), Housing and Urban Development
- Brownfields, Environmental Protection Agency
- Arts Build Communities, Poetry Out Loud, Arts Learning & Operating Support programs, National Endowment for the Arts
- State Trade and Export Program, US Small Business Administration

## *Any required matching funds? Yes*

- CDBG: Administration is 2% of allocation and requires 100% match provided by department other funds.
- Brownfields: 20% match. Approximately 14% is matched by OBDD administration other funds and remainder is local match.
- State Trade and Export Promotion: 25% match provided by Lottery Funds
- Arts Build Communities, Poetry Out Loud, Arts Learning & Operating Support: 100% match provided by state General Fund.

## *Agency programs funded with Federal Funds:*

- CDBG
- Brownfields
- Global Trade - State Trade and Export Promotion
- Arts Build Communities, Poetry Out Loud, Arts Learning & Arts operating support programs
- Operations

*Basis for 2019-21 biennium estimates:* Expected level of grants to be received.

## Proposals for New Legislation

### **Legislative Concept (LC) 420:**

LC 420 extends the sunset for tax credit for contributions to the Trust for Cultural Development Account.

### **Legislative Concept 12300-002:**

Business Oregon's Legislative Concept 12300-002 creates a tax credit related to innovation costs. The tax credit would be for pass-through entities (not C corporations) and based on a percentage that decreases as research expenses grow in order to focus the incentive effect on smaller enterprises.

# BUDGET NARRATIVE

---

**Legislative Concept 12300-003:**

Business Oregon’s Legislative Concept 12300-003 proposes amendments related to enterprise zone requirements and existing statute language for Oregon Business Development Department to align definitions for greater consistency across programs.

**Legislative Concept 12300-004:**

Business Oregon’s Legislative Concept 12300-004 proposes changes for Innovation and is a placeholder at this time.

**Legislative Concept 12300-005:**

Business Oregon’s Legislative Concept 12300-005 proposes amendments to the Regionally Significant Industrial Sites program.

**Legislative Concept 12300-006:**

Business Oregon’s Legislative Concept 12300-006 amends ORS 284.701 – 749 to reflect current structure of the Oregon Innovation Council per recommendations from the Oregon Department of Justice.

## Detail of Lottery Funds, Other Funds, and Federal Funds Revenue

Source	Fund	ORBTIS Revenue Acct	2015-2017 Actual	2017-19 Legislatively Adopted	2017-19 Estimated	2019-21 Agency Request	2019-21 Governor's Budget	2019-21 Legislatively Adopted
<b>Agency-Wide: Limited</b>								
Business Lic and Fees	3400	0205	0	7,500	7,000	7,500	7,500	
Non-Busi Lic & Fees	3400	0210	15	0	15	0	0	
Charges for Services	3400	0410	87,748	249,000	235,000	249,000	249,000	
General Fund Obligation Bonds	3400	0555	195,450,272	121,610,000	91,575,000	277,499,500	246,674,500	
Lottery Bonds	3400	0565	18,216,533	26,976,251	24,685,000	71,525,570	65,946,862	
Interest Income	3400	0605	2,033,983	2,361,486	3,720,000	3,893,500	3,893,500	
Interest Income	4400	0605	166,447	0	230,000	41,000	41,000	
Interest Income	4430	0605	197,956	0	230,000	0	0	
Donations	3400	0905	9,349,589	10,337,894	9,829,618	10,337,894	10,337,894	
Grants (Non-Fed)	3400	0910	521,304	700,000	530,000	700,000	700,000	
Loan Repayments	3400	0925	444,427	460,216	450,000	30,724,440	724,440	
Other Revenues	3400	0975	1,285,343	5,232,768	2,500,000	15,479,220	12,158,314	
Other Revenues	3430	0975	0	108,109	108,109	0	0	
Federal Revenue	6400	0995	24,991,584	36,595,240	27,002,274	38,276,139	38,191,928	

## Detail of Lottery Funds, Other Funds, and Federal Funds Revenue

Source	Fund	ORBTIS Revenue Acct	2015-2017 Actual	2017-19 Legislatively Adopted	2017-19 Estimated	2019-21 Agency Request	2019-21 Governor's Budget	2019-21 Legislatively Adopted
<b>Agency-Wide: Non-limited</b>								
Non-Bus Lic and Fees	3200	0210	397	0	270	0	0	
Charges for Services	3200	0410	404,061	649,000	419,292	649,000	649,000	
Rents and Royalties	3200	0510	83,330	100,000	220,852	100,000	100,000	
Lottery Bonds	3200	0565	27,818,823	30,000,000	21,180,000	155,000,000	119,450,000	
Revenue Bonds	3200	0570	0	30,000,000	10,590,000	30,000,000	30,000,000	
Interest Income	3200	0605	34,380,649	28,923,895	34,818,744	30,278,222	30,278,222	
Interest Income	3230	0605	628	745	24,742	745	745	
Loan Repayments	3200	0925	120,944,719	77,689,041	72,511,838	77,689,041	77,689,041	
Other Revenues	3200	0975	12,000	18,000	96,000	18,000	18,000	

**DETAIL OF LOTTERY FUNDS, OTHER FUNDS, AND FEDERAL FUNDS REVENUE**

**Oregon Business Development Department  
2019-21 Biennium**

**Agency Number: 12300  
Cross Reference Number: 12300-000-00-00-00000**

<i>Source</i>	<b>2015-17 Actuals</b>	<b>2017-19 Leg Adopted Budget</b>	<b>2017-19 Leg Approved Budget</b>	<b>2019-21 Agency Request Budget</b>	<b>2019-21 Governor's Budget</b>	<b>2019-21 Leg. Adopted Audit</b>
<b>Lottery Funds</b>						
Interest Income	364,403	-	-	41,000	41,000	-
Transfer In - Intrafund	55,531,059	-	1,250,000	-	-	-
Transfer In Lottery Proceeds	-	-	-	68,937,128	-	-
Tsfr From Administrative Svcs	110,209,836	116,400,761	118,214,704	119,539,398	127,145,783	-
Transfer Out - Intrafund	(55,531,059)	-	(1,250,000)	-	-	-
Tsfr To Administrative Svcs	(3,400,371)	(3,409,893)	(3,409,893)	-	-	-
<b>Total Lottery Funds</b>	<b>\$107,173,868</b>	<b>\$112,990,868</b>	<b>\$114,804,811</b>	<b>\$188,517,526</b>	<b>\$127,186,783</b>	<b>-</b>
<b>Other Funds</b>						
Business Lic and Fees	-	7,500	7,500	7,500	7,500	-
Non-business Lic. and Fees	15	-	-	-	-	-
Charges for Services	87,748	249,000	249,000	249,000	249,000	-
General Fund Obligation Bonds	195,450,272	121,610,000	121,610,000	277,499,500	246,674,500	-
Lottery Bonds	18,216,533	26,976,251	26,976,251	71,525,570	65,946,862	-
Interest Income	2,033,983	2,361,486	2,361,486	3,893,500	3,893,500	-
Donations	9,349,589	10,337,894	10,337,894	10,337,894	10,337,894	-
Grants (Non-Fed)	521,304	700,000	700,000	700,000	700,000	-
Loan Repayments	444,427	460,216	460,216	30,724,440	724,440	-
Other Revenues	1,285,343	4,226,963	5,340,877	15,479,220	12,158,314	-
Transfer In - Intrafund	20,896,852	13,813,368	13,856,331	21,468,308	21,468,308	-
Tsfr From Administrative Svcs	4,466,884	1,713,244	1,713,244	1,908,485	1,908,485	-
Tsfr From Oregon Health Authority	599,942	740,000	740,000	740,000	740,000	-
Tsfr From Transportation, Dept	1,748,115	5,567,598	5,567,598	2,826,169	2,826,169	-
Transfer Out - Intrafund	(10,638,312)	(208,846)	(208,846)	(6,839,208)	(6,839,208)	-
Tsfr To Administrative Svcs	(799,394)	-	-	-	-	-

Agency Request  
2019-21 Biennium

Governor's Budget  
Page \_\_\_\_\_

Legislatively Adopted  
Detail of LF, OF, and FF Revenues - BPR012

**DETAIL OF LOTTERY FUNDS, OTHER FUNDS, AND FEDERAL FUNDS REVENUE**

Oregon Business Development Department  
2019-21 Biennium

Agency Number: 12300  
Cross Reference Number: 12300-000-00-00-00000

<i>Source</i>	2015-17 Actuals	2017-19 Leg Adopted Budget	2017-19 Leg Approved Budget	2019-21 Agency Request Budget	2019-21 Governor's Budget	2019-21 Leg. Adopted Audit
<b>Other Funds</b>						
Tsfr To Governor, Office of the	(723,200)	(773,200)	(773,200)	(848,200)	(848,200)	-
<b>Total Other Funds</b>	<b>\$242,940,101</b>	<b>\$187,781,474</b>	<b>\$188,938,351</b>	<b>\$429,672,178</b>	<b>\$359,947,564</b>	-
<b>Federal Funds</b>						
Federal Funds	24,991,584	35,855,316	36,595,240	38,276,139	38,191,928	-
Transfer In - Intrafund	664,031	-	-	-	-	-
Transfer Out - Intrafund	(664,031)	-	-	-	-	-
<b>Total Federal Funds</b>	<b>\$24,991,584</b>	<b>\$35,855,316</b>	<b>\$36,595,240</b>	<b>\$38,276,139</b>	<b>\$38,191,928</b>	-
<b>Nonlimited Other Funds</b>						
Non-business Lic. and Fees	397	-	-	-	-	-
Charges for Services	404,061	649,000	649,000	649,000	649,000	-
Rents and Royalties	83,330	100,000	100,000	100,000	100,000	-
Lottery Bonds	27,818,823	30,000,000	30,000,000	155,000,000	119,450,000	-
Revenue Bonds	-	30,000,000	30,000,000	30,000,000	30,000,000	-
Interest Income	34,381,277	28,924,640	28,924,640	30,278,967	30,278,967	-
Loan Repayments	120,944,719	77,689,041	77,689,041	77,689,041	77,689,041	-
Other Revenues	12,000	18,000	18,000	18,000	18,000	-
Transfer In - Intrafund	90,579,968	41,931,695	41,931,695	41,931,695	41,931,695	-
Tsfr From Oregon Health Authority	22,444,092	16,692,000	16,692,000	16,692,000	16,692,000	-
Transfer Out - Intrafund	(100,838,508)	(55,536,217)	(55,579,180)	(56,560,795)	(56,560,795)	-
Tsfr To Administrative Svcs	(1,149,220)	-	-	-	-	-
Tsfr To Oregon Health Authority	(375,000)	-	-	-	-	-
<b>Total Nonlimited Other Funds</b>	<b>\$194,305,939</b>	<b>\$170,468,159</b>	<b>\$170,425,196</b>	<b>\$295,797,908</b>	<b>\$260,247,908</b>	-

\_\_\_ Agency Request  
2019-21 Biennium

X  Governor's Budget  
Page \_\_\_\_\_

\_\_\_ Legislatively Adopted  
Detail of LF, OF, and FF Revenues - BPR012



**DETAIL OF LOTTERY FUNDS, OTHER FUNDS, AND FEDERAL FUNDS REVENUE**

Oregon Business Development Department  
2019-21 Biennium

Agency Number: 12300  
Cross Reference Number: 12300-110-00-00-00000

<i>Source</i>	2015-17 Actuals	2017-19 Leg Adopted Budget	2017-19 Leg Approved Budget	2019-21 Agency Request Budget	2019-21 Governor's Budget	2019-21 Leg. Adopted Audit
<b>Lottery Funds</b>						
Transfer In Lottery Proceeds	-	-	-	1,163,386	-	-
Tsfr From Administrative Svcs	7,223,270	7,273,954	7,422,267	8,484,104	8,305,513	-
Tsfr To Administrative Svcs	-	(179,511)	(179,511)	-	-	-
<b>Total Lottery Funds</b>	<b>\$7,223,270</b>	<b>\$7,094,443</b>	<b>\$7,242,756</b>	<b>\$9,647,490</b>	<b>\$8,305,513</b>	-
<b>Other Funds</b>						
General Fund Obligation Bonds	-	-	-	1,285,000	775,000	-
Interest Income	14,403	5,382	5,382	12,800	12,800	-
Other Revenues	4,898	-	-	519,879	1,422,418	-
Transfer In - Intrafund	1,432,847	1,562,085	1,605,048	2,395,895	2,219,162	-
<b>Total Other Funds</b>	<b>\$1,452,148</b>	<b>\$1,567,467</b>	<b>\$1,610,430</b>	<b>\$4,213,574</b>	<b>\$4,429,380</b>	-
<b>Federal Funds</b>						
Federal Funds	73,168	199,620	205,155	223,166	223,166	-
<b>Total Federal Funds</b>	<b>\$73,168</b>	<b>\$199,620</b>	<b>\$205,155</b>	<b>\$223,166</b>	<b>\$223,166</b>	-

**DETAIL OF LOTTERY FUNDS, OTHER FUNDS, AND FEDERAL FUNDS REVENUE**

Oregon Business Development Department  
2019-21 Biennium

Agency Number: 12300  
Cross Reference Number: 12300-210-00-00-00000

<i>Source</i>	2015-17 Actuals	2017-19 Leg Adopted Budget	2017-19 Leg Approved Budget	2019-21 Agency Request Budget	2019-21 Governor's Budget	2019-21 Leg. Adopted Audit
<b>Lottery Funds</b>						
Interest Income	166,447	-	-	41,000	41,000	-
Transfer In - Intrafund	53,397,045	-	1,250,000	-	-	-
Transfer In Lottery Proceeds	-	-	-	55,064,724	-	-
Tsfr From Administrative Svcs	53,072,191	59,593,947	60,246,461	56,043,990	53,955,338	-
Transfer Out - Intrafund	(53,397,045)	-	(1,250,000)	-	-	-
Tsfr To Administrative Svcs	(3,000,371)	(3,230,382)	(3,230,382)	-	-	-
<b>Total Lottery Funds</b>	<b>\$50,238,267</b>	<b>\$56,363,565</b>	<b>\$57,016,079</b>	<b>\$111,149,714</b>	<b>\$53,996,338</b>	<b>-</b>
<b>Other Funds</b>						
Non-business Lic. and Fees	15	-	-	-	-	-
Charges for Services	87,748	237,000	237,000	237,000	237,000	-
Lottery Bonds	2,616,113	3,450,979	3,450,979	3,450,979	3,450,979	-
Interest Income	167,168	69,966	69,966	109,936	109,936	-
Loan Repayments	444,427	460,216	460,216	30,724,440	724,440	-
Other Revenues	768,604	3,488,839	3,643,875	13,117,385	8,893,940	-
Transfer In - Intrafund	4,010,280	4,287,607	4,287,607	5,494,653	4,287,607	-
Tsfr From Administrative Svcs	1,198,550	1,713,244	1,713,244	1,908,485	1,908,485	-
Tsfr From Transportation, Dept	980,632	4,401,745	4,401,745	1,561,487	1,561,487	-
Transfer Out - Intrafund	(1,678,344)	(208,846)	(208,846)	(339,208)	(339,208)	-
Tsfr To Administrative Svcs	(106,094)	-	-	-	-	-
Tsfr To Governor, Office of the	(723,200)	(773,200)	(773,200)	(848,200)	(848,200)	-
<b>Total Other Funds</b>	<b>\$7,765,899</b>	<b>\$17,127,550</b>	<b>\$17,282,586</b>	<b>\$55,416,957</b>	<b>\$19,986,466</b>	<b>-</b>
<b>Federal Funds</b>						
Federal Funds	1,037,874	-	706,463	1,140,453	917,925	-
Transfer In - Intrafund	87,470	-	-	-	-	-

\_\_\_ Agency Request  
2019-21 Biennium

Governor's Budget  
Page \_\_\_\_\_

\_\_\_ Legislatively Adopted  
Detail of LF, OF, and FF Revenues - BPR012

**DETAIL OF LOTTERY FUNDS, OTHER FUNDS, AND FEDERAL FUNDS REVENUE**

Oregon Business Development Department  
2019-21 Biennium

Agency Number: 12300  
Cross Reference Number: 12300-210-00-00-00000

<i>Source</i>	2015-17 Actuals	2017-19 Leg Adopted Budget	2017-19 Leg Approved Budget	2019-21 Agency Request Budget	2019-21 Governor's Budget	2019-21 Leg. Adopted Audit
<b>Federal Funds</b>						
Transfer Out - Intrafund	(87,470)	-	-	-	-	-
<b>Total Federal Funds</b>	<b>\$1,037,874</b>	<b>-</b>	<b>\$706,463</b>	<b>\$1,140,453</b>	<b>\$917,925</b>	<b>-</b>
<b>Nonlimited Other Funds</b>						
Non-business Lic. and Fees	397	-	-	-	-	-
Charges for Services	403,961	400,000	400,000	400,000	400,000	-
Rents and Royalties	83,330	100,000	100,000	100,000	100,000	-
Interest Income	2,655,337	2,468,814	2,468,814	2,468,814	2,468,814	-
Loan Repayments	7,917,288	5,210,397	5,210,397	5,210,397	5,210,397	-
Other Revenues	12,000	18,000	18,000	18,000	18,000	-
Transfer In - Intrafund	5,000,000	-	-	-	-	-
Transfer Out - Intrafund	(7,173,320)	(3,780,630)	(3,780,630)	(3,780,630)	(3,780,630)	-
<b>Total Nonlimited Other Funds</b>	<b>\$8,898,993</b>	<b>\$4,416,581</b>	<b>\$4,416,581</b>	<b>\$4,416,581</b>	<b>\$4,416,581</b>	<b>-</b>

**DETAIL OF LOTTERY FUNDS, OTHER FUNDS, AND FEDERAL FUNDS REVENUE**

Oregon Business Development Department  
2019-21 Biennium

Agency Number: 12300  
Cross Reference Number: 12300-300-00-00-00000

<i>Source</i>	2015-17 Actuals	2017-19 Leg Adopted Budget	2017-19 Leg Approved Budget	2019-21 Agency Request Budget	2019-21 Governor's Budget	2019-21 Leg. Adopted Audit
<b>Lottery Funds</b>						
Transfer In - Intrafund	2,100,000	-	-	-	-	-
Transfer In Lottery Proceeds	-	-	-	750,000	-	-
Tsfr From Administrative Svcs	3,805,177	1,548,664	2,561,780	1,759,132	3,123,819	-
Transfer Out - Intrafund	(2,100,000)	-	-	-	-	-
Tsfr To Administrative Svcs	(400,000)	-	-	-	-	-
<b>Total Lottery Funds</b>	<b>\$3,405,177</b>	<b>\$1,548,664</b>	<b>\$2,561,780</b>	<b>\$2,509,132</b>	<b>\$3,123,819</b>	<b>-</b>
<b>Other Funds</b>						
Business Lic and Fees	-	7,500	7,500	7,500	7,500	-
Charges for Services	-	12,000	12,000	12,000	12,000	-
General Fund Obligation Bonds	195,450,272	121,610,000	121,610,000	276,214,500	245,899,500	-
Lottery Bonds	10,825,185	20,953,296	20,953,296	65,502,615	59,923,907	-
Interest Income	1,746,830	1,488,278	1,488,278	3,615,246	3,615,246	-
Other Revenues	94,875	200,874	993,028	1,002,284	1,002,284	-
Transfer In - Intrafund	7,716,548	7,963,676	7,963,676	7,077,760	8,461,539	-
Tsfr From Oregon Health Authority	599,942	740,000	740,000	740,000	740,000	-
Tsfr From Transportation, Dept	-	417,000	417,000	473,350	473,350	-
Transfer Out - Intrafund	(2,741,611)	-	-	-	-	-
Tsfr To Administrative Svcs	(439,007)	-	-	-	-	-
<b>Total Other Funds</b>	<b>\$213,253,034</b>	<b>\$153,392,624</b>	<b>\$154,184,778</b>	<b>\$354,645,255</b>	<b>\$320,135,326</b>	<b>-</b>
<b>Federal Funds</b>						
Federal Funds	22,413,142	33,698,583	33,726,509	34,880,972	35,019,289	-
Transfer In - Intrafund	576,561	-	-	-	-	-
Transfer Out - Intrafund	(576,561)	-	-	-	-	-
<b>Total Federal Funds</b>	<b>\$22,413,142</b>	<b>\$33,698,583</b>	<b>\$33,726,509</b>	<b>\$34,880,972</b>	<b>\$35,019,289</b>	<b>-</b>

\_\_\_ Agency Request  
2019-21 Biennium

  X   Governor's Budget  
Page \_\_\_\_\_

\_\_\_ Legislatively Adopted  
Detail of LF, OF, and FF Revenues - BPR012

**DETAIL OF LOTTERY FUNDS, OTHER FUNDS, AND FEDERAL FUNDS REVENUE**

Oregon Business Development Department  
2019-21 Biennium

Agency Number: 12300  
Cross Reference Number: 12300-300-00-00-00000

<i>Source</i>	2015-17 Actuals	2017-19 Leg Adopted Budget	2017-19 Leg Approved Budget	2019-21 Agency Request Budget	2019-21 Governor's Budget	2019-21 Leg. Adopted Audit
<b>Nonlimited Other Funds</b>						
Charges for Services	100	249,000	249,000	249,000	249,000	-
Lottery Bonds	27,818,823	30,000,000	30,000,000	155,000,000	119,450,000	-
Revenue Bonds	-	30,000,000	30,000,000	30,000,000	30,000,000	-
Interest Income	31,725,940	26,455,826	26,455,826	27,810,153	27,810,153	-
Loan Repayments	113,027,431	72,478,644	72,478,644	72,478,644	72,478,644	-
Transfer In - Intrafund	85,579,968	41,931,695	41,931,695	41,931,695	41,931,695	-
Tsfr From Oregon Health Authority	22,444,092	16,692,000	16,692,000	16,692,000	16,692,000	-
Transfer Out - Intrafund	(93,665,188)	(51,755,587)	(51,798,550)	(52,780,165)	(52,780,165)	-
Tsfr To Administrative Svcs	(1,149,220)	-	-	-	-	-
Tsfr To Oregon Health Authority	(375,000)	-	-	-	-	-
<b>Total Nonlimited Other Funds</b>	<b>\$185,406,946</b>	<b>\$166,051,578</b>	<b>\$166,008,615</b>	<b>\$291,381,327</b>	<b>\$255,831,327</b>	<b>-</b>

**DETAIL OF LOTTERY FUNDS, OTHER FUNDS, AND FEDERAL FUNDS REVENUE**

Oregon Business Development Department  
2019-21 Biennium

Agency Number: 12300

Cross Reference Number: 12300-500-00-00-00000

<i>Source</i>	2015-17 Actuals	2017-19 Leg Adopted Budget	2017-19 Leg Approved Budget	2019-21 Agency Request Budget	2019-21 Governor's Budget	2019-21 Leg. Adopted Audit
<b>Lottery Funds</b>						
Tsfr From Administrative Svcs	1,164,460	1,207,545	1,207,545	1,253,432	1,207,545	-
<b>Total Lottery Funds</b>	<b>\$1,164,460</b>	<b>\$1,207,545</b>	<b>\$1,207,545</b>	<b>\$1,253,432</b>	<b>\$1,207,545</b>	<b>-</b>

**DETAIL OF LOTTERY FUNDS, OTHER FUNDS, AND FEDERAL FUNDS REVENUE**

Oregon Business Development Department  
2019-21 Biennium

Agency Number: 12300  
Cross Reference Number: 12300-600-00-00-00000

<i>Source</i>	2015-17 Actuals	2017-19 Leg Adopted Budget	2017-19 Leg Approved Budget	2019-21 Agency Request Budget	2019-21 Governor's Budget	2019-21 Leg. Adopted Audit
<b>Other Funds</b>						
Lottery Bonds	4,775,235	2,571,976	2,571,976	2,571,976	2,571,976	-
Interest Income	105,383	797,860	797,860	155,518	155,518	-
Donations	9,349,589	10,337,894	10,337,894	10,337,894	10,337,894	-
Grants (Non-Fed)	521,304	700,000	700,000	700,000	700,000	-
Other Revenues	416,966	537,250	595,865	839,672	839,672	-
Transfer In - Intrafund	6,408,769	-	-	6,500,000	6,500,000	-
Tsfr From Transportation, Dept	767,483	748,853	748,853	791,332	791,332	-
Transfer Out - Intrafund	(6,218,357)	-	-	(6,500,000)	(6,500,000)	-
Tsfr To Administrative Svcs	(254,293)	-	-	-	-	-
<b>Total Other Funds</b>	<b>\$15,872,079</b>	<b>\$15,693,833</b>	<b>\$15,752,448</b>	<b>\$15,396,392</b>	<b>\$15,396,392</b>	-
<b>Federal Funds</b>						
Federal Funds	1,467,400	1,957,113	1,957,113	2,031,548	2,031,548	-
<b>Total Federal Funds</b>	<b>\$1,467,400</b>	<b>\$1,957,113</b>	<b>\$1,957,113</b>	<b>\$2,031,548</b>	<b>\$2,031,548</b>	-

**DETAIL OF LOTTERY FUNDS, OTHER FUNDS, AND FEDERAL FUNDS REVENUE**

Oregon Business Development Department  
2019-21 Biennium

Agency Number: 12300  
Cross Reference Number: 12300-900-00-00-00000

<i>Source</i>	2015-17 Actuals	2017-19 Leg Adopted Budget	2017-19 Leg Approved Budget	2019-21 Agency Request Budget	2019-21 Governor's Budget	2019-21 Leg. Adopted Audit
<b>Lottery Funds</b>						
Interest Income	197,956	-	-	-	-	-
Transfer In - Intrafund	34,014	-	-	-	-	-
Transfer In Lottery Proceeds	-	-	-	11,959,018	-	-
Tsfr From Administrative Svcs	44,944,738	46,776,651	46,776,651	51,998,740	60,553,568	-
Transfer Out - Intrafund	(34,014)	-	-	-	-	-
<b>Total Lottery Funds</b>	<b>\$45,142,694</b>	<b>\$46,776,651</b>	<b>\$46,776,651</b>	<b>\$63,957,758</b>	<b>\$60,553,568</b>	-
<b>Other Funds</b>						
Other Revenues	-	-	108,109	-	-	-
Transfer In - Intrafund	1,328,408	-	-	-	-	-
Tsfr From Administrative Svcs	3,268,334	-	-	-	-	-
<b>Total Other Funds</b>	<b>\$4,596,742</b>	-	<b>\$108,109</b>	-	-	-



**DETAIL OF LOTTERY FUNDS, OTHER FUNDS, AND FEDERAL FUNDS REVENUE**

Oregon Business Development Department  
2019-21 Biennium

Agency Number: 12300  
Cross Reference Number: 12300-910-00-00-00000

<i>Source</i>	2015-17 Actuals	2017-19 Leg Adopted Budget	2017-19 Leg Approved Budget	2019-21 Agency Request Budget	2019-21 Governor's Budget	2019-21 Leg. Adopted Audit
<b>Other Funds</b>						
Interest Income	199	-	-	-	-	-
<b>Total Other Funds</b>	<b>\$199</b>	-	-	-	-	-

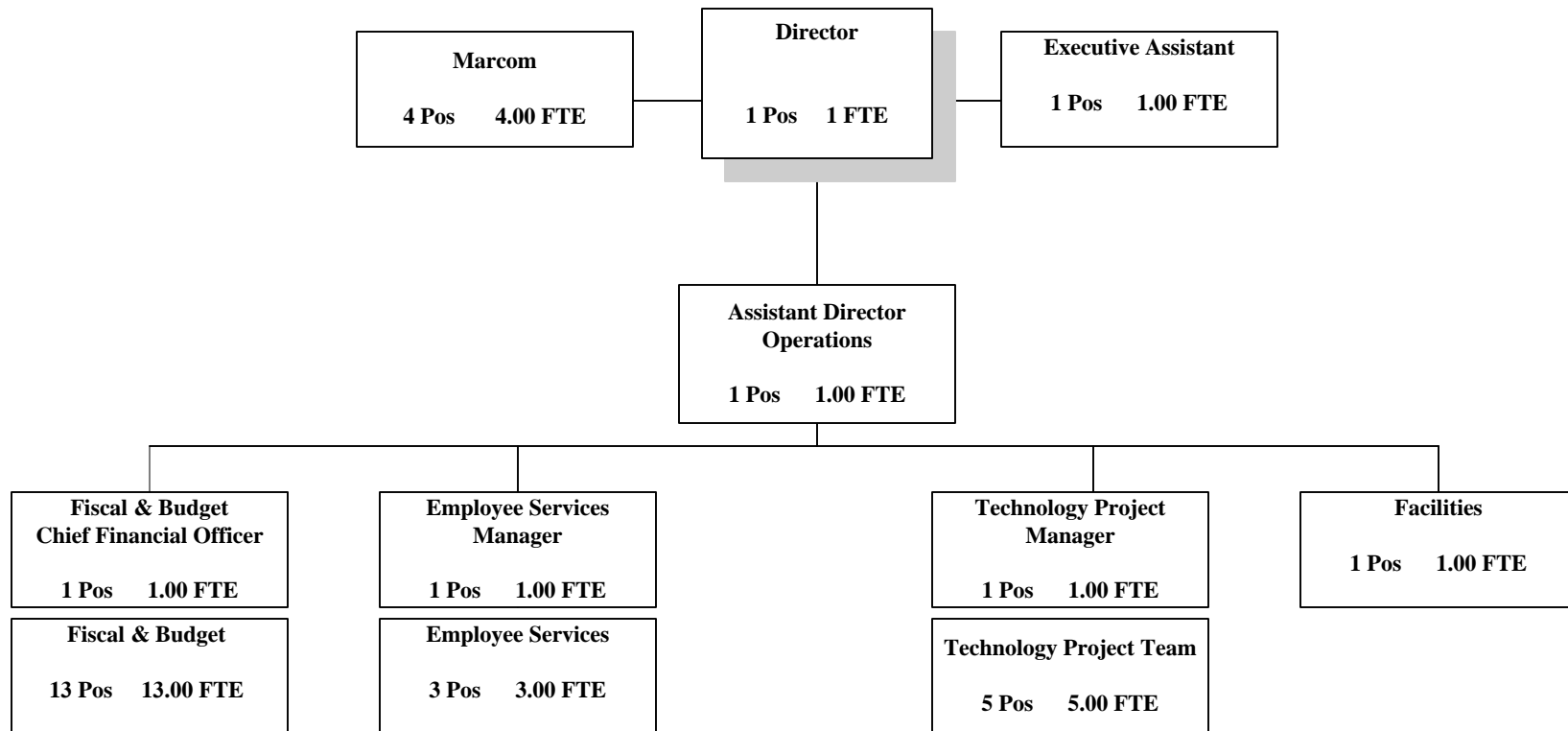
## **BUDGET NARRATIVE**

---

**This Page Intentionally Left Blank**

# Oregon Business Development Department

## Director's Office & Operations Division 2017-19 Legislatively Adopted Budget Total FTE 32.00



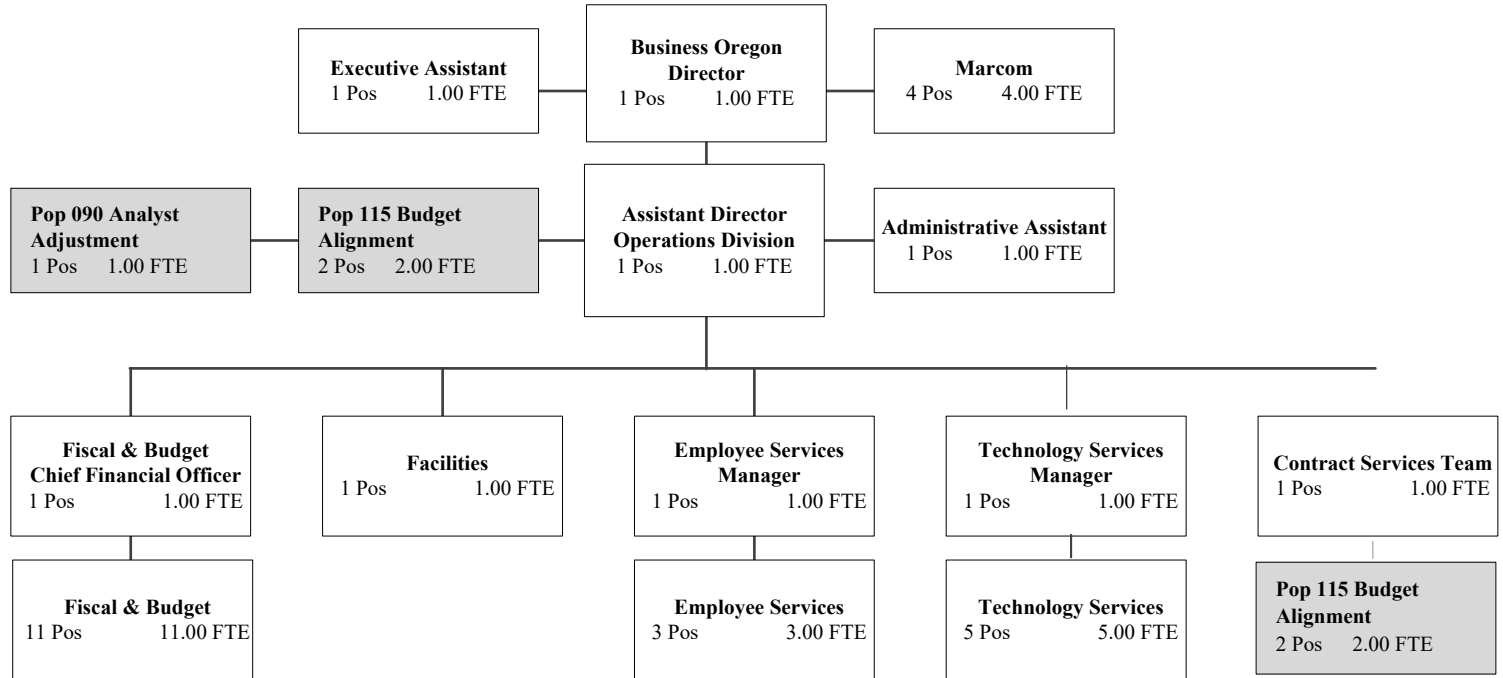
2017-19 Legislatively Adopted Budget

**Oregon Business Development Department**

**Director's Office & Operations Division**

**2019–21 Governor's Budget**

**Total FTE = 37.00**



# BUDGET NARRATIVE

---

## Operations

Primary Focus Area: Government Efficiency  
Secondary Focus Area: N/A  
Program Contact: Chris Harder, Director, (503) 986-0141

### Program Overview

The Director’s Office provides leadership and direction to all Business Oregon divisions, and includes government relations and internal/external communications services. The Operations Division includes the following business service units: Finance and Budget, Employee Services, Information Technology, Contracts and Procurement, and Facilities.

### Program Funding Request

The budget proposal for the 2019-21 biennium is **\$12,018,349**. The costs of delivering the operations functions are almost exclusively staffing related; there is very little programmatic funding.

	Lottery Funds	Other Funds	Federal Funds	Total Funds
2019-21 Operations Governor's Budget	\$ 8,305,513	\$ 3,489,670	\$ 223,166	\$ 12,018,349

### Program Description

These funds provide finance and budget, employee services, information technology, communications, and overall leadership support to the Infrastructure Finance, Business, Innovation & Trade, and Arts and Cultural Divisions to achieve their programmatic missions.

### Funding Streams

The revenue sources consist of direct Lottery and Other Funds from the Infrastructure Division, Business Finance, and COBID programs. Federal Funds from the Community Development Block Grant administration received from Housing and Urban Development support 50% of one accounting position. There are no proposed revenue changes.

# BUDGET NARRATIVE

---

## **Significant Proposed Program Changes from 2017-19**

This 2019-21 Governor's Budget has the following additions requested from the 2017-19 budget. The increase in the 2019-21 request is to align positions with budget structure, align IT projects to be more efficient and effective in meeting agency and customer demands and to increase efficiency in our procurement and contracting unit:

### **POP 105: Technology Modernization (\$0.8 million General Obligation Bonds OF; \$0.2 General Fund Debt Service) – Modified**

The purpose of this package is to update and transform the agency's technology systems to meet the current needs of customers, including Oregon businesses, municipalities, communities, and the public. This POP will allow the agency to implement online program applications via Salesforce, and replace agency's legacy loan, grant, bond and tax-incentive portfolio management solution (Portfol) which is a custom-built application that is over 30 years old.

### **POP 106: Procurement and Contract Efficiency (\$912,812 Lottery Funds) – Not Funded**

Purpose of this package is to increase efficiency in delivering contracts to public and private entities doing business with the Department. The agency is requesting Lottery Funds for one contracting position (1.0 FTE) and a dedicated Assistant Attorney General position at the Department of Justice (DOJ). This POP increase our ability to access legal services in a timely manner, while directing the workflow toward high priority projects and contracts.

### **POP 115: Budget Alignment (\$502,657 Lottery Funds; \$696,612 Other Funds) – POP Modified; No change to Operations positions.**

The purpose of this policy option package is to implement the 2016 effort to align organizational resources to achieve its strategic plan. Specifically, the department's goals were to:

- enhance service delivery to better meet the needs of our customers and stakeholders;
- break down internal division silos, particularly between existing business development and infrastructure teams, and establish a cohesive agency framework; and,
- increase operational flexibility related to managing within budget constraints and maximizing economic development opportunities.

# BUDGET NARRATIVE

---

## Operations

### Program Description

#### **Purpose, customers and source of funding:**

The Operations Division includes services located in the Director's Office and the Operations Division.

The Director's Office includes the department director, executive assistant, and the marketing and communications team. The office is responsible for all activities in support of the Business Development Commission, provides leadership and direction to all agency programs and units, sets legislative direction, and maintains government relations and internal/external communications.

The Operations Division is responsible for management of the following business services sections:

- Employee Services is responsible for human resource planning, recruitment and selection, performance appraisals, training and development, and central reception;
- Fiscal and Budget Services is responsible for the department's budget development and administration, financial reporting, accounts receivable, accounts payable, and employee payroll;
- Information Technology is responsible for maintaining and implementing computer and phone system technology and projects;
- Contracts and Procurements prepares, issues, and awards contracts to qualified vendors and oversees purchasing practices; and,
- Facilities is responsible for building maintenance, repair, security, and access.

The Director's Office serves businesses, policy makers, the public, and other stakeholders of Business Oregon. The majority of Operations Division customers are department staff or stakeholders. Operations is funded using 68.7% Lottery Funds, 29.6% Other Funds and 1.7% Federal Funds.

#### **Activities, programs and issues in the program unit base budget:**

- Employee services, including employee recruitment, human resources, and reception
- Budget services, including budget development and monitoring
- Financial reporting
- Fiscal services, including payroll, accounts receivable, and accounts payable
- Facilities

# BUDGET NARRATIVE

---

- Contracts and procurement
- Information Technology services, including help desk, application development and support, support for portable devices
- Marketing and communication services, including publication development
- Website & external newsletter services

## **Important background information for decision makers:**

The costs of delivering the operations functions of the department are almost exclusively staffing related. There is very little programmatic funding. If staff are lost due to budget reductions, shared services cannot continue the same level of support to the job creation, community development, or arts support programs in the agency. More than half of the total Operations staff are focused on ensuring the integrity of Business Oregon's financial programs and transactions.

## **Expected results from the 2019-21 budget:**

These functions provide support to the other programmatic areas of the agency. The results of Operations will assist the Infrastructure, Business, Innovation & Trade and Arts and Cultural Divisions to achieve their programmatic missions. Additionally, the department will be in compliance with state and federal reporting requirements and timelines as a result of maintenance of strong internal control systems.

## **Revenue sources and proposed revenue changes:**

The revenue sources for the Operations Division are direct Lottery and Other Funds from the Infrastructure Division, Business Finance and COBID programs. Federal Funds from the Community Development Block Grant (CDBG) administration received from Housing and Urban Development (HUD) support 50% of one accounting position.

## **Proposed new laws that apply to the program unit:**

There are no new laws affecting the Operations Division.



# BUDGET NARRATIVE

## 2019-21 Governor's Budget

### Operations

Description	Lottery Funds	Other Funds	Federal Funds	Total Funds	Positions	FTE
<b>Base Budget</b>	\$ 7,282,342	\$ 1,938,669	\$ 217,963	\$ 9,438,974	32	32.00
<b>Current Service Level Packages</b>						
Pkg. 010 - Non-PICS Psnl Svc/Vacancy Factor	100,552	62,077	4,971	167,600		-
Pkg. 021 - Phase-In				-		-
Pkg. 022 - Phase-Out Prgm & One-time Costs				-		-
Pkg. 031 - Standard Inflation	216,123	18,143	232	234,498		-
Pkg. 032 - Above Standard Inflation	-	-	-	-	-	-
Pkg. 060 - Technical Adjustments	-	-	-	-	-	-
<b>Total Current Service Level Packages</b>	\$ 316,675	\$ 80,220	\$ 5,203	\$ 402,098	-	-
<b>Total Current Service Level (CSL)</b>	\$ 7,599,017	\$ 2,018,889	\$ 223,166	\$ 9,841,072	32	32.00
<b>Policy Packages</b>						
<b>Policy Option Packages</b>						
Pkg 090 -- Analyst Adjustment	221,725			221,725	1	1.00
Pkg 091 - Statewide Adjustment DAS Charges	(13,800)			(13,800)		
Pkg 092 - Statewide Attorney General Adjustment	(4,086)	(831.00)		(4,917)		
Pkg 105 - Technology Modernization - (Modified)	-	775,000	-	775,000		
Pkg 106 - Procurement & Contracting Efficiency (Not Funded)				-		
Pkg 115 - Budget Alignment	502,657	696,612		1,199,269	4	4.00
				-		
<b>Total Policy Packages</b>	706,496	1,470,781	-	2,177,277	5	5
<b>Governor's Budget</b>	\$ 8,305,513	\$ 3,489,670	\$ 223,166	\$ 12,018,349	37	37.00

# BUDGET NARRATIVE

---

## Essential Packages

Essential packages present budget adjustments needed to bring the base budget to Current Service Level, the calculated cost of continuing legislatively-approved programs into the 2019-21 biennium.

### **010 - Non-PICS Personal Services/Vacancy Factor**

This package includes standard inflation of 3.8% on non-PICS items such as overtime, differential, temporary appointments and unemployment assessment, including OPE associated with them. The vacancy factor calculation projects budget changes related to staff turnover and position vacancies during the 2017-19 biennium.

### **031 - Inflation & Price List Adjustments**

This package includes the increase for biennial general inflation for the 2019-21 biennium as well as the increase in State Government Service Charges per the on-line price list.

## Policy Options Packages

### **POP 090: Analyst Adjustments**

This package increases Lottery Fund by \$221,725 and one position (1.00 FTE) to create an Internal Auditor 3 position.

### **POP 091: Statewide Adjustment for Department of Administrative (DAS) Charges**

This package represents changes to the State Government Service Charges and DAS pricelist charges for services made for the Governor's Budget.

### **POP 092: Statewide Attorney General (AG) Charges**

This package reduces Attorney General rates by 5.95 percent to reflect changes from the Governor's Budget.

### **POP 105: Technology Modernization (\$0.8 million General Obligation Bonds OF; \$0.2 General Fund Debt Service) – Modified**

The purpose of this package is to update and transform the agency's technology systems to meet the current needs of customers, including Oregon businesses, municipalities, communities, and the public. This POP will also assist that the agency in achieving its mission *to invest in Oregon's businesses, communities, and people to promote a globally competitive, diverse, and inclusive economy.*

### **POP 106: Procurement and Contract Efficiency (~~\$912,812 Lottery Funds~~) – Not Funded**

Purpose of policy option package 106 is to increase efficiency in delivering contracts to public and private entities doing business with the Department by requesting Lottery Funds for one contracting position (1.0 FTE) and a dedicated assistant attorney general position at the

## BUDGET NARRATIVE

---

Department of Justice (DOJ). This POP increase our ability to access legal services in a timely manner, while directing the workflow toward high priority projects and contracts.

**POP 115: Budget Alignment (\$502,657 Lottery Funds; \$696,612 Other Funds) – POP Modified; No change to Operations positions.**

The purpose of this policy option package is to implement the 2016 effort to align organizational resources to achieve its strategic plan.

Specifically, the department's goals were to:

- enhance service delivery to better meet the needs of our customers and stakeholders;
- break down internal division silos, particularly between existing business development and infrastructure teams, and establish a cohesive agency framework; and,
- increase operational flexibility related to managing within budget constraints and maximizing economic development opportunities.

**ESSENTIAL AND POLICY PACKAGE FISCAL IMPACT SUMMARY**

Oregon Business Development Department  
 Pkg: 010 - Non-PICS Psnl Svc / Vacancy Factor

Cross Reference Name: Operations  
 Cross Reference Number: 12300-110-00-00-00000

<i>Description</i>	General Fund	Lottery Funds	Other Funds	Federal Funds	Nonlimited Other Funds	Nonlimited Federal Funds	All Funds
<b>Revenues</b>							
Federal Funds	-	-	-	-	-	-	-
Transfer In - Intrafund	-	-	-	-	-	-	-
Tsfr From Administrative Svcs	-	-	-	-	-	-	-
<b>Total Revenues</b>	-	-	-	-	-	-	-
<b>Personal Services</b>							
Temporary Appointments	-	2,825	29	-	-	-	2,854
Overtime Payments	-	-	115	-	-	-	115
All Other Differential	-	-	213	-	-	-	213
Public Employees' Retire Cont	-	-	56	-	-	-	56
Pension Obligation Bond	-	9,387	4,523	825	-	-	14,735
Social Security Taxes	-	216	27	-	-	-	243
Unemployment Assessments	-	1,509	-	-	-	-	1,509
Mass Transit Tax	-	939	484	-	-	-	1,423
Vacancy Savings	-	85,676	56,630	4,146	-	-	146,452
<b>Total Personal Services</b>	-	<b>\$100,552</b>	<b>\$62,077</b>	<b>\$4,971</b>	-	-	<b>\$167,600</b>
<b>Services &amp; Supplies</b>							
Instate Travel	-	-	-	-	-	-	-
<b>Total Services &amp; Supplies</b>	-	-	-	-	-	-	-

**ESSENTIAL AND POLICY PACKAGE FISCAL IMPACT SUMMARY**

Oregon Business Development Department  
 Pkg: 010 - Non-PICS Psnl Svc / Vacancy Factor

Cross Reference Name: Operations  
 Cross Reference Number: 12300-110-00-00-00000

<i>Description</i>	General Fund	Lottery Funds	Other Funds	Federal Funds	Nonlimited Other Funds	Nonlimited Federal Funds	All Funds
<b>Total Expenditures</b>							
Total Expenditures	-	100,552	62,077	4,971	-	-	167,600
<b>Total Expenditures</b>	<b>-</b>	<b>\$100,552</b>	<b>\$62,077</b>	<b>\$4,971</b>	<b>-</b>	<b>-</b>	<b>\$167,600</b>
<b>Ending Balance</b>							
Ending Balance	-	(100,552)	(62,077)	(4,971)	-	-	(167,600)
<b>Total Ending Balance</b>	<b>-</b>	<b>(\$100,552)</b>	<b>(\$62,077)</b>	<b>(\$4,971)</b>	<b>-</b>	<b>-</b>	<b>(\$167,600)</b>

**ESSENTIAL AND POLICY PACKAGE FISCAL IMPACT SUMMARY**

Oregon Business Development Department  
 Pkg: 031 - Standard Inflation

Cross Reference Name: Operations  
 Cross Reference Number: 12300-110-00-00-00000

<i>Description</i>	General Fund	Lottery Funds	Other Funds	Federal Funds	Nonlimited Other Funds	Nonlimited Federal Funds	All Funds
<b>Revenues</b>							
Federal Funds	-	-	-	-	-	-	-
Transfer In - Intrafund	-	-	-	-	-	-	-
Tsfr From Administrative Svcs	-	216,123	-	-	-	-	216,123
<b>Total Revenues</b>	-	<b>\$216,123</b>	-	-	-	-	<b>\$216,123</b>

<b>Services &amp; Supplies</b>							
Instate Travel	-	2,009	660	18	-	-	2,687
Out of State Travel	-	416	450	44	-	-	910
Employee Training	-	1,310	118	39	-	-	1,467
Office Expenses	-	2,626	118	39	-	-	2,783
Telecommunications	-	770	162	2	-	-	934
State Gov. Service Charges	-	160,522	-	-	-	-	160,522
Data Processing	-	5,524	2,488	-	-	-	8,012
Publicity and Publications	-	522	2,904	-	-	-	3,426
Professional Services	-	652	-	-	-	-	652
IT Professional Services	-	340	2,321	-	-	-	2,661
Attorney General	-	11,513	2,342	-	-	-	13,855
Employee Recruitment and Develop	-	242	-	-	-	-	242
Dues and Subscriptions	-	100	-	-	-	-	100
Facilities Rental and Taxes	-	22,771	810	90	-	-	23,671
Other Services and Supplies	-	1,523	5,500	-	-	-	7,023
Expendable Prop 250 - 5000	-	3,278	270	-	-	-	3,548

**ESSENTIAL AND POLICY PACKAGE FISCAL IMPACT SUMMARY**

Oregon Business Development Department  
 Pkg: 031 - Standard Inflation

Cross Reference Name: Operations  
 Cross Reference Number: 12300-110-00-00-00000

<i>Description</i>	General Fund	Lottery Funds	Other Funds	Federal Funds	Nonlimited Other Funds	Nonlimited Federal Funds	All Funds
<b>Services &amp; Supplies</b>							
IT Expendable Property	-	2,005	-	-	-	-	2,005
<b>Total Services &amp; Supplies</b>	-	<b>\$216,123</b>	<b>\$18,143</b>	<b>\$232</b>	-	-	<b>\$234,498</b>
<b>Total Expenditures</b>							
Total Expenditures	-	216,123	18,143	232	-	-	234,498
<b>Total Expenditures</b>	-	<b>\$216,123</b>	<b>\$18,143</b>	<b>\$232</b>	-	-	<b>\$234,498</b>
<b>Ending Balance</b>							
Ending Balance	-	-	(18,143)	(232)	-	-	(18,375)
<b>Total Ending Balance</b>	-	-	<b>(\$18,143)</b>	<b>(\$232)</b>	-	-	<b>(\$18,375)</b>

PKG	CLASS	COMP	DESCRIPTION	POS CNT	FTE	MOS	AVERAGE RATE	GF SAL	OF SAL	FF SAL	LF SAL	AF SAL
000	MEAHZ7016	HP	PRINCIPAL EXECUTIVE/MANAGER I	1	1.00	24.00	15,147.00				363,528	363,528
000	MENNZ0830	AP	EXECUTIVE ASSISTANT	1	1.00	24.00	6,233.00				149,592	149,592
000	MESNZ7012	AP	PRINCIPAL EXECUTIVE/MANAGER G	1	1.00	24.00	11,696.00				280,704	280,704
000	MMN X0866	AP	PUBLIC AFFAIRS SPECIALIST 3	2	2.00	48.00	7,282.50				349,560	349,560
000	MMN X1321	AP	HUMAN RESOURCE ANALYST 2	1	1.00	24.00	6,542.00		23,551		133,457	157,008
000	MMS X1218	AP	ACCOUNTANT 4	1	1.00	24.00	7,942.00		47,652		142,956	190,608
000	MMS X7008	AP	PRINCIPAL EXECUTIVE/MANAGER E	1	1.00	24.00	7,561.00		27,220		154,244	181,464
000	MMS X7008	IP	PRINCIPAL EXECUTIVE/MANAGER E	1	1.00	24.00	10,615.00		38,214		216,546	254,760
000	MMS X7010	AP	PRINCIPAL EXECUTIVE/MANAGER F	1	1.00	24.00	10,121.00		53,439		189,465	242,904
000	UA C0104	AP	OFFICE SPECIALIST 2	1	1.00	24.00	3,736.00				89,664	89,664
000	UA C0107	AP	ADMINISTRATIVE SPECIALIST 1	1	1.00	24.00	2,990.00				71,760	71,760
000	UA C0108	AP	ADMINISTRATIVE SPECIALIST 2	1	1.00	24.00	4,724.00		17,006		96,370	113,376
000	UA C0118	AP	EXECUTIVE SUPPORT SPECIALIST 1	1	1.00	24.00	3,736.00				89,664	89,664
000	UA C0212	AP	ACCOUNTING TECHNICIAN 3	1	1.00	24.00	3,262.00				78,288	78,288
000	UA C0438	AP	PROCUREMENT & CONTRACT SPEC 3	1	1.00	24.00	5,188.00		62,256		62,256	124,512
000	UA C0864	AP	PUBLIC AFFAIRS SPECIALIST 1	1	1.00	24.00	5,706.00				136,944	136,944
000	UA C1216	AP	ACCOUNTANT 2	2	2.00	48.00	4,551.50		62,256	62,256	93,960	218,472
000	UA C1217	AP	ACCOUNTANT 3	2	2.00	48.00	5,468.00		118,752		143,712	262,464
000	UA C1218	AP	ACCOUNTANT 4	2	2.00	48.00	7,247.00		347,856			347,856
000	UA C1243	AP	FISCAL ANALYST 1	1	1.00	24.00	5,437.00				130,488	130,488
000	UA C1244	AP	FISCAL ANALYST 2	1	1.00	24.00	6,585.00		79,020	79,020		158,040
000	UA C1245	AP	FISCAL ANALYST 3	1	1.00	24.00	7,593.00		40,091		142,141	182,232
000	UA C1484	IP	INFO SYSTEMS SPECIALIST 4	2	2.00	48.00	6,036.00		21,229		268,499	289,728
000	UA C1485	IP	INFO SYSTEMS SPECIALIST 5	2	2.00	48.00	5,950.00		44,496		241,104	285,600
000	UA C1486	IP	INFO SYSTEMS SPECIALIST 6	1	1.00	24.00	5,344.00		19,238		109,018	128,256



01/09/19 REPORT NO.: PPDPLBUDCL  
REPORT: SUMMARY LIST BY PKG BY SUMMARY XREF  
AGENCY:12300 OREGON BUSINESS DEVEL DEPT  
SUMMARY XREF:110-00-00 000 Operations

DEPT. OF ADMIN. SVCS. -- PPDB PICS SYSTEM

PAGE 2  
2019-21  
PROD FILE  
PICS SYSTEM: BUDGET PREPARATION

PKG	CLASS	COMP	DESCRIPTION	POS CNT	FTE	MOS	AVERAGE RATE	GF SAL	OF SAL	FF SAL	LF SAL	AF SAL
000	UA	C1488	IP INFO SYSTEMS SPECIALIST 8	1	1.00	24.00	8,915.00		32,094		181,866	213,960
000				32	32.00	768.00	6,629.46		1,034,370	141,276	3,915,786	5,091,432

01/09/19 REPORT NO.: PPDPLBUDCL  
REPORT: SUMMARY LIST BY PKG BY SUMMARY XREF  
AGENCY:12300 OREGON BUSINESS DEVEL DEPT  
SUMMARY XREF:110-00-00 090 Operations

DEPT. OF ADMIN. SVCS. -- PPDB PICS SYSTEM

PAGE 3  
2019-21  
PROD FILE  
PICS SYSTEM: BUDGET PREPARATION

PKG	CLASS	COMP	DESCRIPTION	POS CNT	FTE	MOS	AVERAGE RATE	GF SAL	OF SAL	FF SAL	LF SAL	AF SAL
090	MMN	X5618	AP INTERNAL AUDITOR 3	1	1.00	24.00	6,233.00				149,592	149,592
090				1	1.00	24.00	6,233.00				149,592	149,592

01/09/19 REPORT NO.: PPDPLBUDCL  
REPORT: SUMMARY LIST BY PKG BY SUMMARY XREF  
AGENCY:12300 OREGON BUSINESS DEVEL DEPT  
SUMMARY XREF:110-00-00 105 Operations

DEPT. OF ADMIN. SVCS. -- PPDB PICS SYSTEM

PAGE 4  
2019-21  
PROD FILE  
PICS SYSTEM: BUDGET PREPARATION

PKG	CLASS	COMP	DESCRIPTION	POS CNT	FTE	MOS	AVERAGE RATE	GF SAL	OF SAL	FF SAL	LF SAL	AF SAL
105	UA	C1488	IP INFO SYSTEMS SPECIALIST 8		.00	.00	6,449.00					
105					.00	.00	6,449.00					

01/09/19 REPORT NO.: PPDPLBUDCL  
REPORT: SUMMARY LIST BY PKG BY SUMMARY XREF  
AGENCY:12300 OREGON BUSINESS DEVEL DEPT  
SUMMARY XREF:110-00-00 106 Operations

DEPT. OF ADMIN. SVCS. -- PPDB PICS SYSTEM

PAGE 5  
2019-21  
PROD FILE  
PICS SYSTEM: BUDGET PREPARATION

PKG	CLASS	COMP	DESCRIPTION	POS CNT	FTE	MOS	AVERAGE RATE	GF SAL	OF SAL	FF SAL	LF SAL	AF SAL
106	UA	C0437	AP PROCUREMENT & CONTRACT SPEC 2		.00	.00	4,724.00					
106					.00	.00	4,724.00					

PKG	CLASS	COMP	DESCRIPTION	POS CNT	FTE	MOS	AVERAGE RATE	GF SAL	OF SAL	FF SAL	LF SAL	AF SAL
115	MMN	X0873	AP OPERATIONS & POLICY ANALYST 4	1	1.00	24.00	8,740.00		20,976		188,784	209,760
115	MMN	X1245	AP FISCAL ANALYST 3	1	1.00	24.00	7,942.00				190,608	190,608
115	MMS	X1218	AP ACCOUNTANT 4	1-	1.00-	24.00-	7,942.00		47,652-		142,956-	190,608-
115	MMS	X7008	AP PRINCIPAL EXECUTIVE/MANAGER E	1	1.00	24.00	9,177.00		55,062		165,186	220,248
115	UA	C0107	AP ADMINISTRATIVE SPECIALIST 1	1-	1.00-	24.00-	2,990.00				71,760-	71,760-
115	UA	C0435	AP PROCUREMENT AND CONTRACT ASST	1	1.00	24.00	4,509.00		108,216			108,216
115	UA	C0438	AP PROCUREMENT & CONTRACT SPEC 3	1	1.00	24.00	7,242.00		173,808			173,808
115	UA	C0871	AP OPERATIONS & POLICY ANALYST 2	1	1.00	24.00	6,275.00		150,600			150,600
115	UA	C1243	AP FISCAL ANALYST 1	1-	1.00-	24.00-	5,437.00				130,488-	130,488-
115	UA	C1319	AP HUMAN RESOURCE ASSISTANT	1	1.00	24.00	4,291.00				102,984	102,984
115	UA	C1486	IP INFO SYSTEMS SPECIALIST 6	1-	1.00-	24.00-	5,344.00		19,238-		109,018-	128,256-
115	UA	C1487	IP INFO SYSTEMS SPECIALIST 7	1	1.00	24.00	8,166.00		29,398		166,586	195,984
115				4	4.00	96.00	6,504.58		471,170		359,926	831,096
				37	37.00	888.00	6,544.76		1,505,540	141,276	4,425,304	6,072,120

# BUDGET NARRATIVE

---

## Oregon Business Development Department Policy Option Package (POP) 090

### **POP Title: Analyst Adjustments: Operations Total of \$221,725 Lottery Funds**

#### **Purpose:**

Within the Governor's Budget this package increases Lottery Funds Personal Services limitation by \$221,725 and creates one position (1.00 FTE). Position created is an Internal Auditor 3 position.

#### **How achieved:**

Increase of Lottery Fund personal services limitation.

#### **Staffing Impact:**

Increase of one Internal Auditor 3 position (1.00 FTE), MMN X5618 AP, salary range 31.

#### **Revenue Source:**

Increase to Lottery Funds: \$221,725

**ESSENTIAL AND POLICY PACKAGE FISCAL IMPACT SUMMARY**

Oregon Business Development Department  
 Pkg: 090 - Analyst Adjustments

Cross Reference Name: Operations  
 Cross Reference Number: 12300-110-00-00-00000

<i>Description</i>	General Fund	Lottery Funds	Other Funds	Federal Funds	Nonlimited Other Funds	Nonlimited Federal Funds	All Funds
<b>Revenues</b>							
Tsfr From Administrative Svcs	-	221,725	-	-	-	-	221,725
<b>Total Revenues</b>	-	<b>\$221,725</b>	-	-	-	-	<b>\$221,725</b>
<b>Personal Services</b>							
Class/Unclass Sal. and Per Diem	-	149,592	-	-	-	-	149,592
Empl. Rel. Bd. Assessments	-	61	-	-	-	-	61
Public Employees' Retire Cont	-	25,386	-	-	-	-	25,386
Social Security Taxes	-	11,444	-	-	-	-	11,444
Worker's Comp. Assess. (WCD)	-	58	-	-	-	-	58
Flexible Benefits	-	35,184	-	-	-	-	35,184
<b>Total Personal Services</b>	-	<b>\$221,725</b>	-	-	-	-	<b>\$221,725</b>
<b>Total Expenditures</b>							
Total Expenditures	-	221,725	-	-	-	-	221,725
<b>Total Expenditures</b>	-	<b>\$221,725</b>	-	-	-	-	<b>\$221,725</b>
<b>Ending Balance</b>							
Ending Balance	-	-	-	-	-	-	-
<b>Total Ending Balance</b>	-	-	-	-	-	-	-
<b>Total Positions</b>							
Total Positions							1
<b>Total Positions</b>	-	-	-	-	-	-	<b>1</b>

\_\_\_\_ Agency Request  
 2019-21 Biennium

**X** Governor's Budget  
 Page \_\_\_\_\_

\_\_\_\_ Legislatively Adopted  
 Essential and Policy Package Fiscal Impact Summary - BPR013

**ESSENTIAL AND POLICY PACKAGE FISCAL IMPACT SUMMARY**

Oregon Business Development Department  
 Pkg: 090 - Analyst Adjustments

Cross Reference Name: Operations  
 Cross Reference Number: 12300-110-00-00-00000

<i>Description</i>	General Fund	Lottery Funds	Other Funds	Federal Funds	Nonlimited Other Funds	Nonlimited Federal Funds	All Funds
<b>Total FTE</b>							
Total FTE							1.00
<b>Total FTE</b>	-	-	-	-	-	-	<b>1.00</b>



POSITION NUMBER	CLASS	COMP	CLASS NAME	POS CNT	FTE	MOS	STEP	RATE	GF SAL/OPE	OF SAL/OPE	FF SAL/OPE	LF SAL/OPE	AF SAL/OPE
3017050	MMN	X5618	AP INTERNAL AUDITOR 3	1	1.00	24.00	02	6,233.00				149,592 72,133	149,592 72,133
TOTAL PICS SALARY												149,592	149,592
TOTAL PICS OPE												72,133	72,133
TOTAL PICS PERSONAL SERVICES =				1	1.00	24.00						221,725	221,725

01/09/19 REPORT NO.: PPDPLWSBUD  
 REPORT: DETAIL LISTING BY SUMMARY XREF AGENCY  
 AGENCY: 12300 OREGON BUSINESS DEVEL DEPT  
 SUMMARY XREF: 110-00-00 090 Operations

DEPT. OF ADMIN. SVCS. -- PPDB PICS SYSTEM

PAGE 1  
 2019-21  
 PROD FILE  
 PICS SYSTEM: BUDGET PREPARATION

POSITION NUMBER	AUTH NO	ORG STRUC	F POS	Y TYP	CLASS	COMP	RNG	P	S T	POS CNT	FTE	BUDGET RATE	MOS	GF SAL	OF SAL	FF SAL	LF SAL	T R K
3017050	001360620	110-01-00-00000	090	0	PF	MMN X5618 AP	31	02		1	1.00	6,233.00	24.00				149,592	
EST DATE: 2019/07/01			EXP DATE: 9999/01/01															
			090							1	1.00		24.00				149,592	

# BUDGET NARRATIVE

---

Oregon Business Development Department  
Policy Option Package (POP) 091

**POP Title:** Statewide Adjustments DAS Changes: Operations  
Total Reduction of (\$13,800) Lottery Funds

**Purpose:**

Within the Governor's Budget this package represents changes to State Government Service Charges and DAS pricelist charges for services made for the Governor's Budget.

**How achieved:**

Through a reduction within the Governor's Budget within the agency's State Government Service Charge budget, some including revenue and expenses and some just including expenses for the upcoming 2019-21 biennium. The Governor's budget includes these reduction explained above.

**Staffing Impact:**

None

**Revenue Source:**

Lottery Funds, Services & Supplies, State Government Service Charges, expenditure limitation reduced (\$13,800).

**ESSENTIAL AND POLICY PACKAGE FISCAL IMPACT SUMMARY**

Oregon Business Development Department  
 Pkg: 091 - Statewide Adjustment DAS Chgs

Cross Reference Name: Operations  
 Cross Reference Number: 12300-110-00-00-00000

<i>Description</i>	General Fund	Lottery Funds	Other Funds	Federal Funds	Nonlimited Other Funds	Nonlimited Federal Funds	All Funds
<b>Revenues</b>							
Tsfr From Administrative Svcs	-	-	-	-	-	-	-
<b>Total Revenues</b>	-	-	-	-	-	-	-
<b>Services &amp; Supplies</b>							
State Gov. Service Charges	-	(8,182)	-	-	-	-	(8,182)
Data Processing	-	(5,618)	-	-	-	-	(5,618)
<b>Total Services &amp; Supplies</b>	-	(\$13,800)	-	-	-	-	(\$13,800)
<b>Total Expenditures</b>							
Total Expenditures	-	(13,800)	-	-	-	-	(13,800)
<b>Total Expenditures</b>	-	(\$13,800)	-	-	-	-	(\$13,800)
<b>Ending Balance</b>							
Ending Balance	-	13,800	-	-	-	-	13,800
<b>Total Ending Balance</b>	-	\$13,800	-	-	-	-	\$13,800

# BUDGET NARRATIVE

---

## Oregon Business Development Department Policy Option Package (POP) 092

### **POP Title: Statewide Attorney General Adjustment: Operations**

**Total Reduction (\$4,917): Lottery Funds (\$4,086) and Other Funds (\$831)**

### **Purpose:**

Within the Governor's Budget this package represents changes that reduces the Attorney General rates by 5.95 percent to reflect changes from the Governor's Budget.

### **How achieved:**

Through a reduction within the Governor's Budget, the agency's Attorney General Budget object code was reduced for the upcoming 2019-21 biennium. The Governor's budget includes these reduction explained above.

### **Staffing Impact:**

None

### **Revenue Source:**

Reduction of (\$4,086) Lottery Funds, Services & Supplies, Attorney General, expenditure limitation.

Reduction of (\$831) Other Funds, Services & Supplies, Attorney General, expenditure limitation.

**ESSENTIAL AND POLICY PACKAGE FISCAL IMPACT SUMMARY**

Oregon Business Development Department  
 Pkg: 092 - Statewide AG Adjustment

Cross Reference Name: Operations  
 Cross Reference Number: 12300-110-00-00-00000

<i>Description</i>	General Fund	Lottery Funds	Other Funds	Federal Funds	Nonlimited Other Funds	Nonlimited Federal Funds	All Funds
<b>Revenues</b>							
Tsfr From Administrative Svcs	-	-	-	-	-	-	-
<b>Total Revenues</b>	-	-	-	-	-	-	-
<b>Services &amp; Supplies</b>							
Attorney General	-	(4,086)	(831)	-	-	-	(4,917)
<b>Total Services &amp; Supplies</b>	-	(\$4,086)	(\$831)	-	-	-	(\$4,917)
<b>Total Expenditures</b>							
Total Expenditures	-	(4,086)	(831)	-	-	-	(4,917)
<b>Total Expenditures</b>	-	(\$4,086)	(\$831)	-	-	-	(\$4,917)
<b>Ending Balance</b>							
Ending Balance	-	4,086	831	-	-	-	4,917
<b>Total Ending Balance</b>	-	\$4,086	\$831	-	-	-	\$4,917

# BUDGET NARRATIVE

---

## Oregon Business Development Department Policy Option Package (POP): 105

**POP Title:** Business Oregon Modernization Initiative

**Total Request:** \$948,608 total funds (\$775,000 Other Funds and \$173,608 General Fund Debt Service)

**POLICY OPTION PACKAGE FUNDED AS MODIFIED IN GOVERNOR'S BUDGET**

### **Purpose:**

The purpose of this package is to transform the agency's core technology systems to better meet the needs of its customers, including Oregon businesses, municipalities, communities, and the public. This POP will also ensure that the agency continues to achieve its mission *to invest in Oregon's businesses, communities, and people to promote a globally competitive, diverse, and inclusive economy*.

The agency's legacy loan, grant, bond and tax-incentive portfolio management solution (Portfol) is a custom-built application that is over 30 years old. This system has reached its end of life and the vendor no longer supports it. It is imperative that we transfer the agency's historical financial records and replace Portfol with a system that will allow us to continue act as responsible stewards of public resources and manage our programs' financial data for the department. Portfol manages our current outstanding portfolio, which includes 2163 open accounts worth almost \$2.8 Billion. Continuing to rely on Portfol after the company ceases support leaves the department and the billions of dollars in loans and grants it tracks in an extremely vulnerable position.

### **Background:**

Business Oregon invests in Oregon businesses, communities, and people to promote a globally competitive, diverse, and inclusive economy. The agency is responsible to offer and track loans, grants, and tax incentives, which are awarded to individuals, businesses and municipalities based on specific qualifications.

Portfol is used to track funding sources, loan terms, and repayments. While many solutions can provide tracking and amortization of principal and interest, Portfol is designed to track simple loans specifically for economic development agencies where funding could come from multiple sources with varied terms. Since implementation the solution, however, the agency and program need have evolved.

We need a system that will track revolving funds and monitoring tax-incentive awards, which Portfol does not support. We also have new transparency requirements of providing access to the agency data as well as performing data analysis to ensure that we are meeting our goals, KPMs, and reporting requirements to the legislative and other stakeholders. The agency proposes extending its Customer Relationship Management (CRM) platform with the objective of replacing Portfol. The new system will benefit all of the agency program areas, as well as the agency customers. The project will hire contract managers and business analyst to complement the agency staff resources.

The agency will continue to work with the Oregon State Chief Information Office (OSCIO) to secure endorsement of further work on the initiative (Stage Gate approvals), which entails the development of a more detailed business case, foundational project management documents, independent

# BUDGET NARRATIVE

---

quality control reviews and risk assessments, solution requirements, development of statements of work, and other procurement preparations. All of the project artifacts will be stored in the OSCIO enterprise project and portfolio management system.

## How Achieved:

This Policy Option Package will:

- (1) Replace Portfol, the agency's aging financial portfolio management system;
- (2) Pay for additional required software licenses; and,
- (3) Fund to contract a third party vendor to perform project management, system analysis, and integration services between the application and the agency website and portals.

We believe information technology is essential to providing efficient government services and enabling the agency to achieve its mission. The strategic goals of the Modernization Initiative are to:

- **Enhance customer experience.** Deliver improved services, such as online self-service, automation, access to data, and integration with partners.
- **Modernize technology.** Replace Portfol and transform how we monitor, track, report, and perform predictive analysis of the agency effort.
- **Transform business processes.** Leverage modern system capabilities to provide improvements and efficiencies in business processes.
- **Improve security.** Improve our ability to anticipate and respond to security threats and manage risks.

## Staffing Impact:

No position or FTE is requested in this policy option package.

## Quantifying Results:

Digitally transforming the agency programs will support the Governor's priorities of a thriving statewide economy, creating jobs, as well as transparent, efficient and effective delivery of government services. In assessing our core technology and current operational processes, the project impact includes:

- Many of our business processes are inefficient, manual or constrained by system capabilities that do not provide the flexibility to meet the changing needs and expectations of our customers and partners.
- The systems that support our core business functions are based on obsolete or outdated technology or are reaching maximum capacity. These systems were designed in the 1990s, and rely on a myriad of disparate, aging software applications and databases. This poses risk of system failure and difficulties in maintaining system support.
- Aging technologies and processes are complex, presenting the risk of not being supported.
- Recruiting and retaining Information Technology staff with the skill sets necessary to support these antiquated systems has become a significant challenge, threatening business continuity.
- A need exists for secure and appropriate access to real-time and accurate data that not only supports the agency, but the network of partners that are working together to support core business development and infrastructure development services.



## BUDGET NARRATIVE

- Improve our ability to protect data, ensure confidentiality, and more easily manage access to our systems and data.

Online systems will offer us improved capabilities, such as flexibility, supportability, and automation as well as provide opportunities to evaluate, transform, and improve business processes. Business Oregon will strategically align its business practices by utilizing technology solutions in the most cost-effective way to meet the needs of its customers.

**Revenue Source:**

This POP will be funded by State Real and Personal Property Bonds – Article XI-Q, of \$775,000 Other Funds. This POP will also require \$173,608 of General Fund for debt service principal and interest payments for the XI-Q bonding.

POP 105 Governor's Budget Request							
Description	LF	OF	FF	OF Non-Limited	GF Debt Service	Lottery Funds Debt Service	Funds
Personal Services	\$ -						\$ -
Services & Supplies	\$ -	\$ 775,000					\$ 775,000
Debt Service					\$ 173,608		\$ 173,608
Funds	\$ -	\$ 775,000	\$ -	\$ -	\$ 173,608	\$ -	\$ 948,608

**ESSENTIAL AND POLICY PACKAGE FISCAL IMPACT SUMMARY**

Oregon Business Development Department  
 Pkg: 105 - Technology Modernization

Cross Reference Name: Operations  
 Cross Reference Number: 12300-110-00-00-00000

<i>Description</i>	General Fund	Lottery Funds	Other Funds	Federal Funds	Nonlimited Other Funds	Nonlimited Federal Funds	All Funds
<b>Revenues</b>							
General Fund Obligation Bonds	-	-	775,000	-	-	-	775,000
Transfer In Lottery Proceeds	-	-	-	-	-	-	-
<b>Total Revenues</b>	-	-	<b>\$775,000</b>	-	-	-	<b>\$775,000</b>
<b>Personal Services</b>							
Class/Unclass Sal. and Per Diem	-	-	-	-	-	-	-
Empl. Rel. Bd. Assessments	-	-	-	-	-	-	-
Public Employees' Retire Cont	-	-	-	-	-	-	-
Social Security Taxes	-	-	-	-	-	-	-
Worker's Comp. Assess. (WCD)	-	-	-	-	-	-	-
Mass Transit Tax	-	-	-	-	-	-	-
Flexible Benefits	-	-	-	-	-	-	-
<b>Total Personal Services</b>	-	-	-	-	-	-	-
<b>Services &amp; Supplies</b>							
Instate Travel	-	-	-	-	-	-	-
Out of State Travel	-	-	-	-	-	-	-
Employee Training	-	-	-	-	-	-	-
Office Expenses	-	-	-	-	-	-	-
Telecommunications	-	-	-	-	-	-	-
Dues and Subscriptions	-	-	-	-	-	-	-
Other Services and Supplies	-	-	775,000	-	-	-	775,000
Expendable Prop 250 - 5000	-	-	-	-	-	-	-

**ESSENTIAL AND POLICY PACKAGE FISCAL IMPACT SUMMARY**

Oregon Business Development Department  
 Pkg: 105 - Technology Modernization

Cross Reference Name: Operations  
 Cross Reference Number: 12300-110-00-00-00000

<i>Description</i>	General Fund	Lottery Funds	Other Funds	Federal Funds	Nonlimited Other Funds	Nonlimited Federal Funds	All Funds
<b>Services &amp; Supplies</b>							
IT Expendable Property	-	-	-	-	-	-	-
<b>Total Services &amp; Supplies</b>	-	-	\$775,000	-	-	-	\$775,000
<b>Capital Outlay</b>							
Office Furniture and Fixtures	-	-	-	-	-	-	-
<b>Total Capital Outlay</b>	-	-	-	-	-	-	-
<b>Total Expenditures</b>							
Total Expenditures	-	-	775,000	-	-	-	775,000
<b>Total Expenditures</b>	-	-	\$775,000	-	-	-	\$775,000
<b>Ending Balance</b>							
Ending Balance	-	-	-	-	-	-	-
<b>Total Ending Balance</b>	-	-	-	-	-	-	-
<b>Total Positions</b>							
Total Positions							-
<b>Total Positions</b>	-	-	-	-	-	-	-
<b>Total FTE</b>							
Total FTE							-
<b>Total FTE</b>	-	-	-	-	-	-	-

Agency Request  
 2019-21 Biennium

Governor's Budget  
 Page \_\_\_\_\_

Legislatively Adopted  
 Essential and Policy Package Fiscal Impact Summary - BPR013

01/09/19 REPORT NO.: PPDPLWSBUD  
 REPORT: DETAIL LISTING BY SUMMARY XREF AGENCY  
 AGENCY: 12300 OREGON BUSINESS DEVEL DEPT  
 SUMMARY XREF: 110-00-00 105 Operations

DEPT. OF ADMIN. SVCS. -- PPDB PICS SYSTEM

PAGE 2  
 2019-21  
 PROD FILE  
 PICS SYSTEM: BUDGET PREPARATION

POSITION NUMBER	AUTH NO	ORG STRUC	F POS PKG Y TYP	CLASS	COMP	RNG	S T P	POS CNT	FTE	BUDGET RATE	MOS	GF SAL	OF SAL	FF SAL	LF SAL	T R K
3017048	001323580	110-01-00-00000	105 0 PF	UA	C1488	IP	33	02	.00	6,449.00	.00					
EST DATE: 2019/07/01			EXP DATE: 9999/01/01													
			105						.00		.00					

# BUDGET NARRATIVE

---

## Oregon Business Development Department Policy Option Package (POP): 106

**POP Title:** Procurement and Contracting Efficiency  
**Total Request:** \$912,872 Lottery Funds

**POLICY OPTION PACKAGE NOT FUNDED AS PART OF THE GOVERNOR'S BUDGET.**

### **Purpose:**

The purpose of policy option package 106 is to increase efficiency in delivering contracts to public and private entities doing business with the Department. This request seeks Lottery Funds for one contracting position (1.0 FTE) and a dedicated assistant attorney general position at the Department of Justice (DOJ).

### **Background:**

Over the past several years, the number of grant, loan, and/or investment programs available through OBDD has increased. These programs include, but are not limited to the Regional Infrastructure Fund, the Rural Opportunity Initiative, Oregon Growth Board investments, Oregon Innovation Council awards, Seismic Rehabilitation grants, broadband grants, and infrastructure bonding programs. All programs bring new and vital resources to Oregon but also bring an increase in the number and complexity of contracts issued. The increase in grants, loans, or investments have been implemented without additional procurement staff, which has resulted in longer time periods to complete the contract/grant process. Until the contract process is complete and fully executed, no funds may be distributed.

The complexity and amount of awarded funds requires a majority of the contracts to be reviewed by the Oregon Department of Justice, which puts a strain on their resources and additional time for contracts to be fully executed. In a year's time, OBDD has accessed the services of 34 Department of Justice attorneys, five law clerks and six paralegals. With the number of DOJ staff involved, it requires considerable time and resources of OBDD staff to educate DOJ staff on agency programs and initiatives, as well as tracking where contracts are assigned.

### **How Achieved:**

OBDD is requesting Lottery Funds for one position (1.0 FTE, Procurement Contract Specialist 2) as well as services and supplies to meet the additional procurement requirements. OBDD is also requesting Lottery Funds to partner with DOJ in their hiring of an Assistant Attorney General, whose responsibility would be to review and approve OBDD projects and contracts. In discussions with the DOJ, OBDD would pay the approved hourly rate for this new position.

With the additional procurement staff and an additional Assistant Attorney General, OBDD is confident in our ability to lower our contract completion timeframe from the current 16 working days down to 7 working days.

### **Staffing Impact:**

One permanent, full-time position (1.00 FTE, Procurement and Contract Specialist 2) requested to support this policy option package.

## BUDGET NARRATIVE

---

DOJ has requested one permanent, full-time assistant attorney general position (1.00 FTE) in their 2019-21 Governor's Budget Policy Option Package 354 within their General Counsel Division as the companion POP to this request.

### **Quantifying Results:**

Additional resources to OBDD and DOJ will decrease the length of time required to complete the drafting, review and legal sufficiency approval of contracts. OBDD will measure the average length of time required to complete a contract which requires DOJ review and approval. The goal is an average of seven working days for OBDD to draft and send to DOJ for review and legal sufficiency.

### **Revenue Source:**

~~Policy option package requests \$912,872 in Lottery Funds (\$177,272 Personal Services, \$22,000 Services & Supplies and \$713,600 Special Payments).~~

**POLICY OPTION PACKAGE NOT FUNDED AS PART OF THE GOVERNOR'S BUDGET.**

**ESSENTIAL AND POLICY PACKAGE FISCAL IMPACT SUMMARY**

**Oregon Business Development Department**  
**Pkg: 106 - Procurement and Contracting Efficiency**

**Cross Reference Name: Operations**  
**Cross Reference Number: 12300-110-00-00-00000**

<i>Description</i>	General Fund	Lottery Funds	Other Funds	Federal Funds	Nonlimited Other Funds	Nonlimited Federal Funds	All Funds
<b>Revenues</b>							
Transfer In Lottery Proceeds	-	-	-	-	-	-	-
Tsfr From Administrative Svcs	-	-	-	-	-	-	-
<b>Total Revenues</b>	-	-	-	-	-	-	-
<b>Personal Services</b>							
Class/Unclass Sal. and Per Diem	-	-	-	-	-	-	-
Empl. Rel. Bd. Assessments	-	-	-	-	-	-	-
Public Employees' Retire Cont	-	-	-	-	-	-	-
Social Security Taxes	-	-	-	-	-	-	-
Worker's Comp. Assess. (WCD)	-	-	-	-	-	-	-
Mass Transit Tax	-	-	-	-	-	-	-
Flexible Benefits	-	-	-	-	-	-	-
<b>Total Personal Services</b>	-	-	-	-	-	-	-
<b>Services &amp; Supplies</b>							
Instate Travel	-	-	-	-	-	-	-
Out of State Travel	-	-	-	-	-	-	-
Employee Training	-	-	-	-	-	-	-
Office Expenses	-	-	-	-	-	-	-
Telecommunications	-	-	-	-	-	-	-
Dues and Subscriptions	-	-	-	-	-	-	-
Expendable Prop 250 - 5000	-	-	-	-	-	-	-

**ESSENTIAL AND POLICY PACKAGE FISCAL IMPACT SUMMARY**

Oregon Business Development Department  
 Pkg: 106 - Procurement and Contracting Efficiency

Cross Reference Name: Operations  
 Cross Reference Number: 12300-110-00-00-00000

<i>Description</i>	General Fund	Lottery Funds	Other Funds	Federal Funds	Nonlimited Other Funds	Nonlimited Federal Funds	All Funds
<b>Services &amp; Supplies</b>							
IT Expendable Property	-	-	-	-	-	-	-
<b>Total Services &amp; Supplies</b>	-	-	-	-	-	-	-
<b>Special Payments</b>							
Other Special Payments	-	-	-	-	-	-	-
Spc Pmt to Justice, Dept of	-	-	-	-	-	-	-
<b>Total Special Payments</b>	-	-	-	-	-	-	-
<b>Total Expenditures</b>							
Total Expenditures	-	-	-	-	-	-	-
<b>Total Expenditures</b>	-	-	-	-	-	-	-
<b>Ending Balance</b>							
Ending Balance	-	-	-	-	-	-	-
<b>Total Ending Balance</b>	-	-	-	-	-	-	-
<b>Total Positions</b>							
Total Positions							-
<b>Total Positions</b>	-	-	-	-	-	-	-



**ESSENTIAL AND POLICY PACKAGE FISCAL IMPACT SUMMARY**

**Oregon Business Development Department**  
**Pkg: 106 - Procurement and Contracting Efficiency**

**Cross Reference Name: Operations**  
**Cross Reference Number: 12300-110-00-00-00000**

<i>Description</i>	General Fund	Lottery Funds	Other Funds	Federal Funds	Nonlimited Other Funds	Nonlimited Federal Funds	All Funds
<b>Total FTE</b>							
Total FTE							-
<b>Total FTE</b>	-	-	-	-	-	-	-

01/09/19 REPORT NO.: PPDPLWSBUD  
 REPORT: DETAIL LISTING BY SUMMARY XREF AGENCY  
 AGENCY: 12300 OREGON BUSINESS DEVEL DEPT  
 SUMMARY XREF: 110-00-00 106 Operations

DEPT. OF ADMIN. SVCS. -- PPDB PICS SYSTEM

PAGE 3  
 2019-21  
 PROD FILE  
 PICS SYSTEM: BUDGET PREPARATION

POSITION NUMBER	AUTH NO	ORG STRUC	F POS PKG Y TYP	CLASS	COMP	RNG P	S T POS CNT	FTE	BUDGET RATE	MOS	GF SAL	OF SAL	FF SAL	LF SAL	T R K
3017049	001323600	110-01-00-00000	106 0 PF	UA	C0437 AP	27 02		.00	4,724.00	.00					
EST DATE: 2019/07/01			EXP DATE: 9999/01/01												
			106					.00		.00					

# BUDGET NARRATIVE

---

## Oregon Business Development Department Policy Option Package (POP): 115

**POP Title: Oregon Business Development Budget Alignment**

**Total Operations Request: \$1,199,269; \$502,657 Lottery Funds; \$696,612 Other Funds Limitation**

**POLICY OPTION PACKAGE FUNDED AS MODIFIED IN GOVERNOR'S BUDGET**

### **Purpose:**

To align organizational resources within the Department, to implement position reclassifications and request additional Other Fund limitation to fund two permanent part-time positions to permanent full-time positions.

### **Background:**

In December 2016, Oregon Business Development Department (OBDD) launched an effort to better define its strategic direction and align organizational resources to achieve that plan. Specifically, the department's goals were to: enhance service delivery to better meet the needs of our customers and stakeholders;

- break down internal division silos, particularly between existing business development and infrastructure teams, and establish a cohesive agency framework; and,
- increase operational flexibility related to managing within budget constraints and maximizing economic development opportunities.

To achieve these goals, the department worked with the Governor, Legislative representatives, the Legislative Fiscal Office, the DAS Chief Human Resources Office, the DAS Chief Finance Office, and the Oregon Business Development Commission to align programs and services to a new organizational structure that included four divisions: (1) Economic Development, (2) Operations & Finance, (3) Equity, Strategies & Communications, and (4) Arts & Culture.

### **How Achieved:**

To better serve all of Oregon's regions (including urban, rural, and frontier communities) -- focus economic development priorities and resources where they will have the greatest impact and target infrastructure and business investments to serve previously underrepresented communities and populations -- the agency leadership determined that an overall agency realignment was necessary. This organizational change resulted in merging the "Business, Innovation, and Trade" and "Infrastructure Finance Authority" divisions' two separate field structures into one, establishing twelve (12) Regional Development Officers to serve each region in the state, and creating six (6) Regional Project Manager positions to coordinate program services and facilitate community requests.

The Department of Administrative Services' Chief Human Resource Office has reviewed and approved the proposed reclassification requests based upon the position descriptions that the department provided.

# BUDGET NARRATIVE

---

## Staffing Impact:

The policy option package impacts 31 positions within the agency. The proposed changes to staffing are detailed below:

- Downward reclassification of nine (9) positions (0010203, 0010204, 0010205, 0010314, 0020107, 0020113, 0040105, 0060301, 0060428) from Principal Executive Manager F to Operations and Policy Analyst 4 related to the Regional Development Officers.
- Upward reclassification of five (5) positions (0020201, 0060429, 3001002, 3001007, 3010002) from Program Analyst 3 to Operations and Policy Analyst 4 for Regional Development Officers.
- Upward reclassification of six (6) positions (0040104, 0060406, 0060408, 0060412, 0060422, 3013029) from Program Analyst 3 to Operations and Policy Analyst 3 for Regional Project Managers.
- Upward reclassification of one (1) position (3006012) from Fiscal Analyst 1 to Fiscal Analyst 3 for the Senior Budget Analyst position.
- Increasing two (2) Other Fund positions (3012001 and 3011006) from Permanent Part-Time (12 months) to Permanent Full-Time (24 months). These two positions are fully funded through fees at the full-time level. This request is for position authority of full time positions only.
- Upward reclassification of one (1) position (0060612) from Administration Support Specialist 1 to Human Resource Assistant.
- Upward reclassification of one (1) position (0070130) from Accounting 4 to Principal Executive Manager E.
- Upward reclassification of one (1) position (0070016) from Information Systems Specialist 6 to Information Systems Specialist 7.
- ~~Downward reclassification of one (1) position (0060405) from Principal Executive Manager D to Operations & Policy Analyst 3.~~
- Move four (4) positions between DCR, which cross SCRs: 0040103, 3000000, 3007006, and 3008002.

In summary, agency seeks \$495,596 in Other Funds limitation and \$84,211 in Federal Funds Limitation. This PFP is funded within current department resources. The only request is an increase in Other Funds expenditure limitation for the two current positions that are currently part-time requested as full-time positions. The department has funding for these positions and current .50 FTE position authority for each position, only seeking the full position authority of 1.00 FTE for each position.

## Revenue Source:

Requesting \$696,612 in Other Funds Limitation, supported from intrafund transfers.

**ESSENTIAL AND POLICY PACKAGE FISCAL IMPACT SUMMARY**

Oregon Business Development Department  
 Pkg: 115 - Budget Alignment

Cross Reference Name: Operations  
 Cross Reference Number: 12300-110-00-00-00000

<i>Description</i>	General Fund	Lottery Funds	Other Funds	Federal Funds	Nonlimited Other Funds	Nonlimited Federal Funds	All Funds
<b>Revenues</b>							
Other Revenues	-	-	696,612	-	-	-	696,612
Transfer In - Intrafund	-	-	-	-	-	-	-
Transfer In Lottery Proceeds	-	-	-	-	-	-	-
Tsfr From Administrative Svcs	-	-	-	-	-	-	-
<b>Total Revenues</b>	-	-	<b>\$696,612</b>	-	-	-	<b>\$696,612</b>
<b>Personal Services</b>							
Class/Unclass Sal. and Per Diem	-	359,926	471,170	-	-	-	831,096
Empl. Rel. Bd. Assessments	-	55	189	-	-	-	244
Public Employees' Retire Cont	-	61,077	79,958	-	-	-	141,035
Social Security Taxes	-	27,534	36,045	-	-	-	63,579
Worker's Comp. Assess. (WCD)	-	52	180	-	-	-	232
Flexible Benefits	-	31,666	109,070	-	-	-	140,736
<b>Total Personal Services</b>	-	<b>\$480,310</b>	<b>\$696,612</b>	-	-	-	<b>\$1,176,922</b>
<b>Services &amp; Supplies</b>							
Agency Program Related S and S	-	22,347	-	-	-	-	22,347
<b>Total Services &amp; Supplies</b>	-	<b>\$22,347</b>	-	-	-	-	<b>\$22,347</b>
<b>Total Expenditures</b>							
Total Expenditures	-	502,657	696,612	-	-	-	1,199,269
<b>Total Expenditures</b>	-	<b>\$502,657</b>	<b>\$696,612</b>	-	-	-	<b>\$1,199,269</b>

**ESSENTIAL AND POLICY PACKAGE FISCAL IMPACT SUMMARY**

Oregon Business Development Department  
 Pkg: 115 - Budget Alignment

Cross Reference Name: Operations  
 Cross Reference Number: 12300-110-00-00-00000

<i>Description</i>	General Fund	Lottery Funds	Other Funds	Federal Funds	Nonlimited Other Funds	Nonlimited Federal Funds	All Funds
<b>Ending Balance</b>							
Ending Balance	-	(502,657)	-	-	-	-	(502,657)
<b>Total Ending Balance</b>	-	<b>(\$502,657)</b>	-	-	-	-	<b>(\$502,657)</b>
<b>Total Positions</b>							
Total Positions							4
<b>Total Positions</b>	-	-	-	-	-	-	<b>4</b>
<b>Total FTE</b>							
Total FTE							4.00
<b>Total FTE</b>	-	-	-	-	-	-	<b>4.00</b>

PACKAGE: 115 - Budget Alignment

POSITION NUMBER	CLASS	COMP	CLASS NAME	POS CNT	FTE	MOS	STEP	RATE	GF SAL/OPE	OF SAL/OPE	FF SAL/OPE	LF SAL/OPE	AF SAL/OPE
0040103	UA	C0438	AP PROCUREMENT & CONTRACT SPEC 3	1	1.00	24.00	09	7,242.00		173,808 78,094			173,808 78,094
0060612	UA	C0107	AP ADMINISTRATIVE SPECIALIST 1	1-	1.00-	24.00-	02	2,990.00				71,760- 52,971-	71,760- 52,971-
0060612	UA	C1319	AP HUMAN RESOURCE ASSISTANT	1	1.00	24.00	09	4,291.00				102,984 60,657	102,984 60,657
0070116	UA	C1486	IP INFO SYSTEMS SPECIALIST 6	1-	1.00-	24.00-	02	5,344.00		19,238- 10,033-		109,018- 56,847-	128,256- 66,880-
0070116	UA	C1487	IP INFO SYSTEMS SPECIALIST 7	1	1.00	24.00	09	8,166.00		29,398 12,534		166,586 71,020	195,984 83,554
0070130	MMS	X1218	AP ACCOUNTANT 4	1-	1.00-	24.00-	08	7,942.00		47,652- 20,556-		142,956- 61,674-	190,608- 82,230-
0070130	MMS	X7008	AP PRINCIPAL EXECUTIVE/MANAGER E	1	1.00	24.00	09	9,177.00		55,062 22,381		165,186 67,147	220,248 89,528
3000000	UA	C0871	AP OPERATIONS & POLICY ANALYST 2	1	1.00	24.00	08	6,275.00		150,600 72,381			150,600 72,381
3006012	MMN	X1245	AP FISCAL ANALYST 3	1	1.00	24.00	08	7,942.00				190,608 82,230	190,608 82,230
3006012	UA	C1243	AP FISCAL ANALYST 1	1-	1.00-	24.00-	09	5,437.00				130,488- 67,429-	130,488- 67,429-
3007006	UA	C0435	AP PROCUREMENT AND CONTRACT ASST	1	1.00	24.00	09	4,509.00		108,216 61,946			108,216 61,946
3008002	MMN	X0873	AP OPERATIONS & POLICY ANALYST 4	1	1.00	24.00	08	8,740.00		20,976 8,695		188,784 78,251	209,760 86,946
TOTAL PICS SALARY										471,170		359,926	831,096
TOTAL PICS OPE										225,442		120,384	345,826
TOTAL PICS PERSONAL SERVICES =				---	4.00	96.00				696,612		480,310	1,176,922

01/09/19 REPORT NO.: PPDPLWSBUD  
 REPORT: DETAIL LISTING BY SUMMARY XREF AGENCY  
 AGENCY: 12300 OREGON BUSINESS DEVEL DEPT  
 SUMMARY XREF: 110-00-00 115 Operations

DEPT. OF ADMIN. SVCS. -- PPDB PICS SYSTEM

PAGE 4  
 2019-21  
 PROD FILE  
 PICS SYSTEM: BUDGET PREPARATION

POSITION NUMBER	AUTH NO	ORG STRUC	F POS PKG Y TYP	CLASS COMP	S T POS R	RNG P	POS CNT	FTE	BUDGET RATE	MOS	GF SAL	OF SAL	FF SAL	LF SAL	T R K
0040103	000006770	110-01-00-00000	115 0 PF UA	C0438 AP	29 09	1	1.00	7,242.00	24.00			173,808			
EST DATE: 2019/07/01 EXP DATE: 9999/01/01															
0060612	000519200	110-01-00-00000	115 0 PF UA	C0107 AP	17 02	1-	1.00-	2,990.00	24.00-					71,760-	
EST DATE: 2019/07/01 EXP DATE: 9999/01/01															
0060612	000519200	110-01-00-00000	115 0 PF UA	C1319 AP	18 09	1	1.00	4,291.00	24.00					102,984	
EST DATE: 2019/07/01 EXP DATE: 9999/01/01															
0070116	000007750	110-01-00-00000	115 0 PF UA	C1486 IP	29 02	1-	1.00-	5,344.00	24.00-			19,238-		109,018-	
EST DATE: 2019/07/01 EXP DATE: 9999/01/01															
0070116	000007750	110-01-00-00000	115 0 PF UA	C1487 IP	31 09	1	1.00	8,166.00	24.00			29,398		166,586	
EST DATE: 2019/07/01 EXP DATE: 9999/01/01															
0070130	000556720	110-01-00-00000	115 0 PF MMS	X1218 AP	30 08	1-	1.00-	7,942.00	24.00-			47,652-		142,956-	
EST DATE: 2019/07/01 EXP DATE: 9999/01/01															
0070130	000556720	110-01-00-00000	115 0 PF MMS	X7008 AP	33X 09	1	1.00	9,177.00	24.00			55,062		165,186	
EST DATE: 2019/07/01 EXP DATE: 9999/01/01															
3000000	000806390	110-01-00-00000	115 0 PF UA	C0871 AP	27 08	1	1.00	6,275.00	24.00			150,600			
EST DATE: 2019/07/01 EXP DATE: 9999/01/01															
3006012	000977510	110-01-00-00000	115 0 PF UA	C1243 AP	23 09	1-	1.00-	5,437.00	24.00-					130,488-	
EST DATE: 2019/07/01 EXP DATE: 9999/01/01															
3006012	000977510	110-01-00-00000	115 0 PF MMN	X1245 AP	30 08	1	1.00	7,942.00	24.00					190,608	
EST DATE: 2019/07/01 EXP DATE: 9999/01/01															
3007006	000990780	110-01-00-00000	115 0 PF UA	C0435 AP	19 09	1	1.00	4,509.00	24.00			108,216			
EST DATE: 2019/07/01 EXP DATE: 9999/01/01															
3008002	001099090	110-01-00-00000	115 0 PF MMN	X0873 AP	32 08	1	1.00	8,740.00	24.00			20,976		188,784	
EST DATE: 2019/07/01 EXP DATE: 9999/01/01															
						115	4	4.00		96.00		471,170		359,926	
							5	5.00		120.00		471,170		509,518	



## Detail of Lottery Funds, Other Funds, and Federal Funds Revenue

Source	Fund	ORBTIS Revenue Acct	2015-2017 Actual	2017-19 Legislatively Adopted	2017-19 Estimated	2019-21 Agency Request	2019-21 Governor's Budget	2019-21 Legislatively Adopted
<b>Operations Limited</b>								
Interest Income	4400	0605	0	0	0	0	0	
Interest Income	3400	0605	14,403	5,382	13,000	12,800	12,800	
Other Revenue	3400	0975	4,898	0	2,340	519,879	1,422,418	
Federal Revenue	6400	0995	73,168	205,155	172,230	223,166	223,166	

**DETAIL OF LOTTERY FUNDS, OTHER FUNDS, AND FEDERAL FUNDS REVENUE**

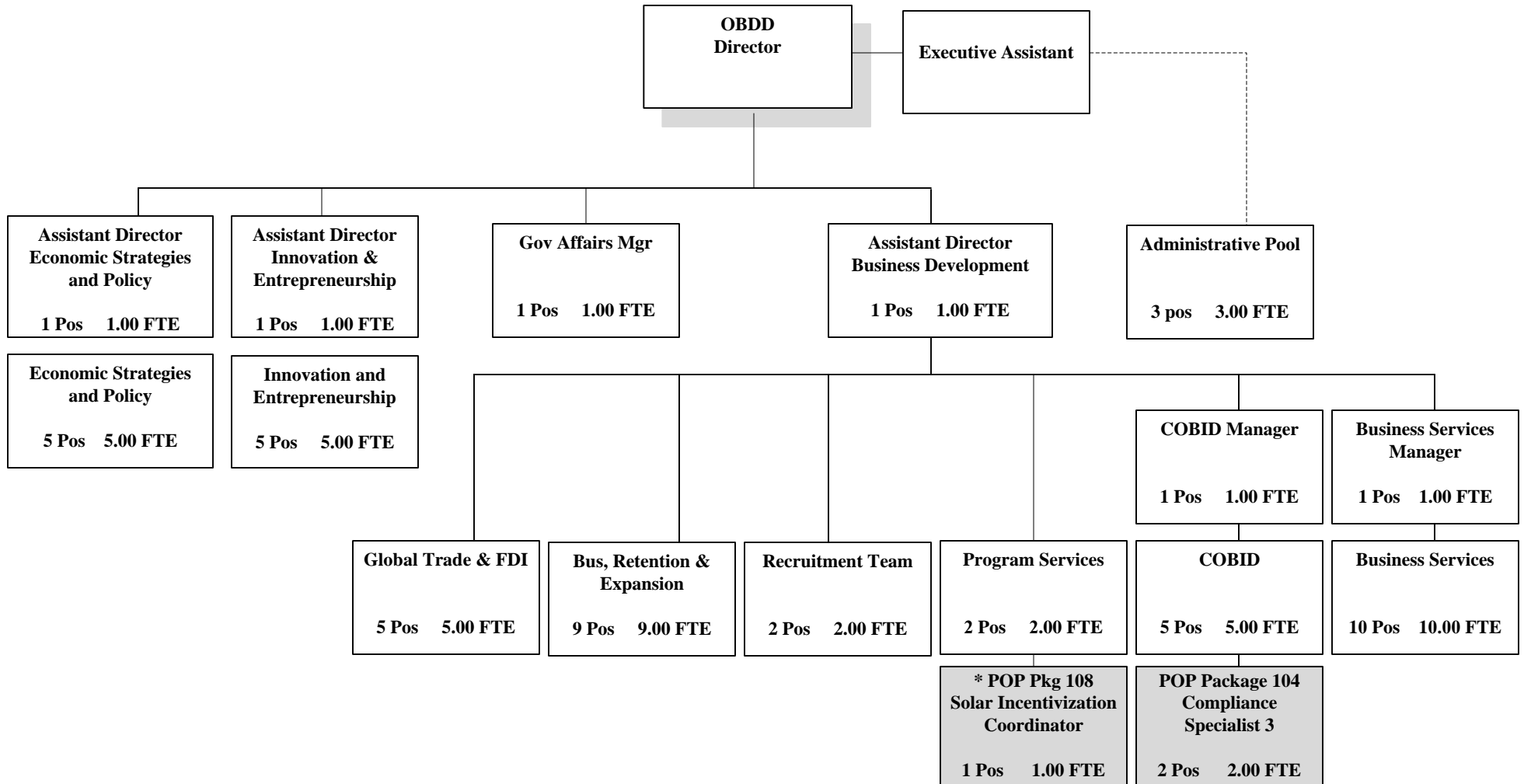
Oregon Business Development Department  
2019-21 Biennium

Agency Number: 12300  
Cross Reference Number: 12300-110-00-00-00000

<i>Source</i>	2015-17 Actuals	2017-19 Leg Adopted Budget	2017-19 Leg Approved Budget	2019-21 Agency Request Budget	2019-21 Governor's Budget	2019-21 Leg. Adopted Audit
<b>Lottery Funds</b>						
Transfer In Lottery Proceeds	-	-	-	1,163,386	-	-
Tsfr From Administrative Svcs	7,223,270	7,273,954	7,422,267	8,484,104	8,305,513	-
Tsfr To Administrative Svcs	-	(179,511)	(179,511)	-	-	-
<b>Total Lottery Funds</b>	<b>\$7,223,270</b>	<b>\$7,094,443</b>	<b>\$7,242,756</b>	<b>\$9,647,490</b>	<b>\$8,305,513</b>	<b>-</b>
<b>Other Funds</b>						
General Fund Obligation Bonds	-	-	-	1,285,000	775,000	-
Interest Income	14,403	5,382	5,382	12,800	12,800	-
Other Revenues	4,898	-	-	519,879	1,422,418	-
Transfer In - Intrafund	1,432,847	1,562,085	1,605,048	2,395,895	2,219,162	-
<b>Total Other Funds</b>	<b>\$1,452,148</b>	<b>\$1,567,467</b>	<b>\$1,610,430</b>	<b>\$4,213,574</b>	<b>\$4,429,380</b>	<b>-</b>
<b>Federal Funds</b>						
Federal Funds	73,168	199,620	205,155	223,166	223,166	-
<b>Total Federal Funds</b>	<b>\$73,168</b>	<b>\$199,620</b>	<b>\$205,155</b>	<b>\$223,166</b>	<b>\$223,166</b>	<b>-</b>

# Oregon Business Development Department

## Business, Innovation and Trade Division 2017–19 Legislatively Adopted Budget Total FTE 55.00



### 2017–19 Legislatively Adopted Budget

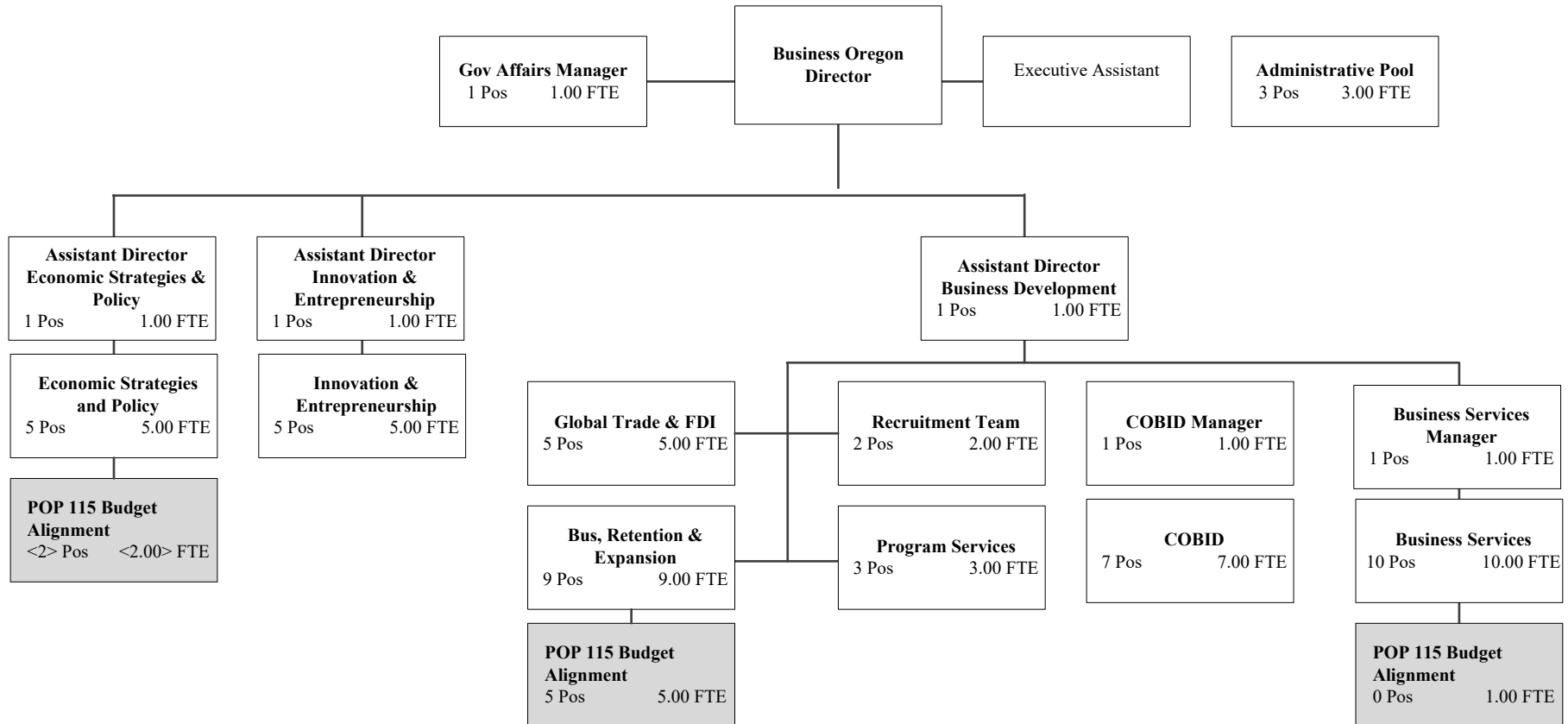
\* 2015-2017 LAB Changes: During the February 2016 session, OBDD Business Development Division received one Limited Duration position (OPA 4) dedicated to the Solar Incentivization Program. OBDD is requesting one (1) Permanent Solar Incentive Coord position in POP 108 for the 2017–2019 ARB.

**Oregon Business Development Department**

**Business, Innovation, & Trade Division**

**2019–21 Governor's Budget**

**Total FTE = 59.00**



# BUDGET NARRATIVE

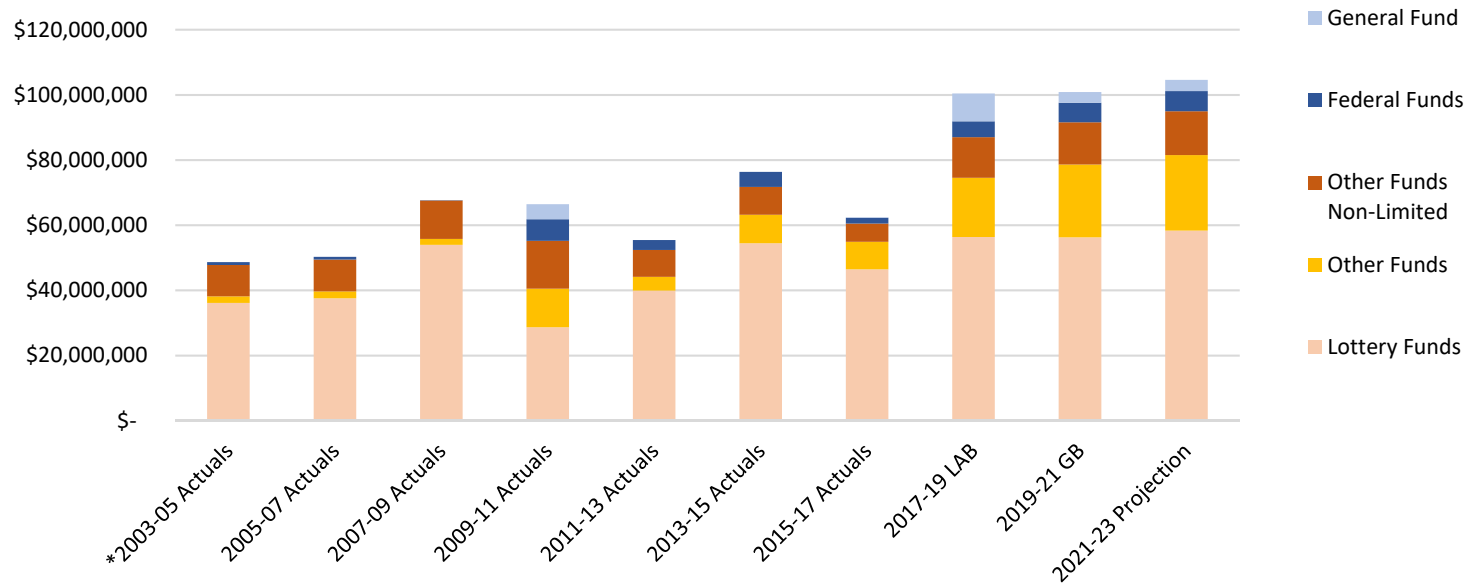
## Business, Innovation and Trade (BIT)

Primary Focus Area: Jobs and Innovation  
 Secondary Focus Area: Rural Prosperity  
 Program Contact: Chris Cummings, Assistant Director. Economic Development Division (503) 986-0158

### Program Overview

The mission of Business Innovation and Trade (BIT) is to promote the creation, retention, expansion and attraction of businesses that provide diverse living-wage jobs for Oregonians – jobs that generate critical revenues that support state services. Business Oregon achieves this through public-private partnerships, professional technical assistance and leveraged funding to support Oregon companies, entrepreneurs, and target industries.

**Business, Innovation & Trade Total Funds Budget**



### Program Funding Request

The budget proposal for the 2019-21 biennium is \$100,864,251 total funds.

## BUDGET NARRATIVE

	General Fund	Lottery Funds	Other Funds	Other Funds Non-Limited	Federal Funds	Total Funds
2019-21 BITD GB	\$ 3,298,836	\$ 56,267,352	\$ 22,331,031	\$ 12,968,264	\$ 5,998,768	\$ 100,864,251

Lottery funds support the business development and innovation divisions in the department as well as the operation of all BIT programs. The programmatic and operating budget for the Certification Office of Business Inclusion and Diversity (COBID) is comprised of Other Funds from statewide assessments and revenue from the Department of Transportation. Business Finance programs, comprise the Other Fund Non-limited” authority for revolving loan portfolios. The General Fund request is to support the Solar Incentive program.

### **Program Description**

BIT is core to the agency meeting its goals and objectives specific to four of Business Oregon’s strategic plan priorities: 1) Innovate Oregon’s Economy; 2) Grow Small and Middle-Market Companies; 3) Cultivate Rural Economic Stability; and 4) Advance Economic Opportunity for Underrepresented People.

BIT programs promote innovation, entrepreneurship, business growth, and job retention creation by supporting or investing in Oregon entrepreneurs and businesses to enhance their competitiveness. BIT works to create a robust economy that provides prosperity for all Oregonians.

BIT’s primary customers are existing Oregon businesses, working with small- and medium-sized companies to keep them operating and growing in Oregon. BIT also works with potential new businesses starting or expanding to Oregon. BIT services include investments in industry innovation and entrepreneurship, professional and technical assistance to Oregon companies, direct investments for job creation, loan guarantees, small business loans, trade promotion and export assistance.

### **Program Justification and Link to Long Term Outcomes**

The BIT program area and its staff implement the state’s economic development strategy and help create living-wage jobs for Oregonians throughout the state. As noted, this is achieved by providing professional technical assistance, engaging in public-private partnerships and offering leveraged funding to support Oregon companies and entrepreneurs.

BIT’s approach includes:

- Growing Oregon’s target traded sector industries, particularly those that underpin rural economies;
- Leveraging Oregon’s global competitive advantage for industries like advanced manufacturing, clean technology, high technology, forestry products, specialty agriculture. Food and beverage processing, and outdoor gear and apparel;
- Seeding innovation and bringing new ideas to market through Oregon InC and the Oregon Growth Fund;
- Fostering local business assistance coordination with initiatives such as the Rural Opportunity Initiative (ROI);
- Providing opportunities to access international markets for Oregon’s businesses;

# BUDGET NARRATIVE

- Increasing access to growth capital for small to medium sized firms through a variety of financing and grant programs; and
- Supporting small minority-, women-, and service disabled veteran-owned businesses opportunities to win state contracts.

BIT coordinates with economic development organizations at the federal and local level, as well as with private enterprises, to drive a unified approach to grow Oregon’s economy. The BIT program area has been very successful in helping create and retain jobs and generate critical revenues with the limited resources at its disposal. In addition, BIT is also nationally recognized for its implementation of export assistance programs, administration of federal finance tools and partnerships with other entities to develop industry cluster strategies.

## Program Performance

Funding allocated towards BIT is an investment in Oregon that ultimately provides a positive return back to the state. This program area is intended improve economic conditions through creation of jobs, and businesses, as well as generate revenue to support critical state services. The foremost key performance measures (KPMs) used by Business Oregon are number of jobs created, number of jobs retained and income tax revenue generated. The primary data source for jobs created is the Oregon Employment Department. Job levels are collected for each business that received financial assistance and directly benefited in job creation/retention efforts. The table below provides a snapshot of the department’s performance over the past nine years and targets for the two upcoming years in these key areas:

	2017	2016	2015	2014	2013	2012	2011	2010	2009*	2008	2007
<b>Direct Jobs Created</b>	1,533	1,482	2,214	2,072	1,732	1,510	1,957	2,005	1,559	3,538	4,041
<b>Direct Jobs Retained</b>	5,392	6,016	6,677	6,711	5,974	4,998	3,760	5,035	6,060	3,169	3,884
<b>Income Tax Revenue</b>	\$20.8	\$25.8	\$29.5	\$28.5	\$22.8	\$15.9	\$13.9	\$18.9	\$17.2	\$6.2	N/A

*\*The information above is taken from Key Performance Measure (KPM) reports submitted by the department to the Legislature. In 2009, the department significantly changed the methodology it employed to track and report jobs to the Legislature, and the variance between jobs created/retained reflects the new improved process.*

Oregon Inc. and the Oregon Growth board both support a thriving statewide economy by proving investment funds that help businesses grow, as well as, assist entrepreneurs with innovative initiatives by providing the funding mechanisms necessary at all stages of business growth. More than 300 companies have used the labs and researchers available at Oregon Inc funded Signature Research Centers and accelerators, gaining access to cutting-edge R&D technologies. In turn, the growth of these companies supports local and state growth through job creation and local investment.

Business Oregon utilizes both a state-funded grant program (Oregon Trade Promotion Program (OTTP)), and a federally-funded export program (State Trade Export Promotion (STEP)) to assist Oregon business with access to international markets. These programs help small and medium sized (up to 500 employees) grow revenue through export sales; thus, diversifying their customer base and improving international competitiveness. The following chart includes immediate and expected export sales reported by companies that received export assistance (both technical and/or financial) from Business Oregon. The numbers also include sales reports from the department’s Japan Representative Office

# BUDGET NARRATIVE

(JRO). Business Oregon expects the demand for these services to continue to grow as companies and the department continue to make inroads into new and existing international markets.

Report Year	2013	2014	2015	2016	2017	2018
New Export Sales of Assisted Clients	\$22,270,000	\$87,700,000	\$115,900,000	\$47,125,000	\$108,350,000	\$95,771,000

*\*The information above is taken from Key Performance Measure (KPM) reports submitted by the department to the Legislature.*

In addition to legislatively approved KPMs the agency has identified additional metrics it will begin tracking under its new five-year strategic plan. Examples of these new metrics include, but are not limited to: federal and corporate research and development funds leveraged by agency investments; jobs created and retained specific to accessible middle-wage jobs, high-wage jobs, and rural jobs, and the number of minority-owned firms utilizing agency business development services. A complete list of strategic plan metrics can be found in its five-year strategic plan: <https://www.oregon4biz.com/Publications/Strategic-Plan/>.

## **Enabling Legislation/Program Authorization**

The BIT program receives its statutory authority from Oregon Revised Statutes (ORS) Chapters 284, 285A, 285B, and 285C. The Department is also subject to Oregon Administrative Rule (OAR) Chapter 123.

## **Funding Streams**

BIT is primarily supported by direct Lottery Funds. Other Funds are from loan principal and interest repayments, loan and service fees, investment interest earnings and miscellaneous receipts. Federal matching funds operate as follows: State Trade & Export Promotion Grant: 25% match provided by Oregon Trade Promotion Program ICF Lottery Funds.

## **Significant Proposed Program Changes from 2017-19**

This 2019-21 request has the following additions requested from the 2017-19 budget. The increase in the 2017-19 request is by design, to maximize the state's ability to continue to help business growth as the economy rebounds from the recession:

### **POP 101: Oregon Growth Fund (\$2.0 million Lottery Funds) – Modified**

The OGF invests in capital partners (loan funds, venture capital funds, angel conferences, etc.) that mentor and provide funding for small businesses and entrepreneurs. \$2,370,275 have been committed to 22 investments to date – resulting in 58 companies receiving investment they otherwise would not have.

### **POP 102: Innovation (\$20.0 million Lottery Funds) – Not Funded**

This POP seeks to support Oregon's early stage innovators by: creating a University Innovation Research Fund to better position Oregon Universities to attract federal research awards; and establishing an Oregon Corps program within Oregon's public universities to more comprehensively foster the development of early stage innovators by preparing students, faculty and scientists to extend their focus beyond the



# BUDGET NARRATIVE

---

university laboratory and accelerating economic and societal benefits of university-based research that are ready to move toward commercialization and company formation.

**POP 103: Rural Opportunity Initiative (~~\$2.0 million Lottery Funds~~) – Not Funded**

Business Oregon's Rural Opportunities Initiative (ROI) elevates entrepreneurship-based economic development in Oregon's rural communities, particularly those with diverse populations and/or those with a higher than average number of individuals living on low-incomes. ROI provides funding and capacity-building support to local communities to help strengthen their community's entrepreneurial ecosystem. Initial state funding of approx. \$1m has leveraged just under \$3m from federal, local, and foundation partners.

**POP 111: Local Economic Opportunity Fund (~~\$500,000 Lottery Funds~~) -- Not Funded**

The Local Economic Opportunity Fund (LEOF) funds planning, project development, and project implementation in communities seeking to enhance economic resilience and economic performance in general. LEOF grants will prioritize issues such as economic resilience, sectoral analysis, financing, potential for local entrepreneurship, and/or opportunities for business expansion, retention, and recruitment. Adding the LEOF to the state's economic development tool kit fills an important gap. It also aligns with Business Oregon's new strategic plan, which envisions a more active role for the agency in building the economic development capacity of rural communities.

**POP 112: East Asia Trade Representative (~~\$500,000 Lottery Funds~~) -- Not Funded**

This POP expands Oregon's international footprint to assist small businesses through increased export opportunities and by encouraging Foreign Direct Investment (FDI) in Oregon from rapidly expanding markets in East Asia. The Oregon Department of Agriculture, the Port of Portland and Business Oregon would share in the costs of increasing our global footprint in critical East Asian markets.

**POP 115: Budget Alignment ( (\$502,657) Lottery Funds; \$1,160,660 Other Funds; \$222,528 Federal Funds) -- Modified**

The purpose of this policy option package is to implement the 2016 effort to align organizational resources to achieve its strategic plan. Specifically, the department's goals were to:

- enhance service delivery to better meet the needs of our customers and stakeholders;
- break down internal division silos, particularly between existing business development and infrastructure teams, and establish a cohesive agency framework; and
- increase operational flexibility related to managing within budget constraints and maximizing economic development opportunities.

**POP 116: Oregon Growth Account Transfer (~~\$28,564,724 Lottery Funds and \$15,450,000 Other Funds~~) – Not Funded**

Within the 2019-21 budget process OBDD would like to (in accordance with a recommendation from Secretary of State Audits Division) to assume full responsibility of all accounting and budgetary responsibilities of the OGA. This is a new budget expenditure limitation request for OBDD. The fund has existed within DAS and accounting entries were made with a reduction of revenue, not requiring the use of expenditure limitation.

# BUDGET NARRATIVE

---

## **Business, Innovation & Trade Program Description**

### **Purpose, customers, and source of funding**

Business, Innovation & Trade programs (BIT) exist for the primary purpose of helping businesses locate, start and/or grow in Oregon. Thus, fostering the creation and retention of quality jobs for Oregon's citizens. The primary customers of these programs are entrepreneurs and small to medium-sized businesses in Oregon. The programs are staffed by 57 positions and funded primarily by Lottery dollars, but also Other Funds and Federal Funds.

### **Activities, programs, and issues in the program unit base budget:**

BIT's programs promote innovation, entrepreneurship, business growth, and job retention creation by supporting or investing in Oregon entrepreneurs and businesses to enhance their competitiveness. Regional development officers, global trade specialists, key industry strategists, and loan officers work to achieve these goals by working with businesses across all levels of their development. BIT's main programs include the administration of the Governor's Strategic Reserve Fund, Industry Competiveness Fund, Strategic Investment Program, the Oregon Innovation Council (Oregon InC), the Oregon Growth Fund, and Business Finance Programs.

## **Business Retention, Expansion & Recruitment**

***Governor's Strategic Reserve Fund.*** A discretionary incentive program for the purpose of job creation and retention and/or community/economic development projects that support job growth. Funds are generally awarded as direct investment forgivable loans in partnership with the Governor's Office. Direct business investment projects include requirements for job creation with claw back provisions when thresholds are not satisfied.

***Business Expansion Program.*** A program that supports high-wage job growth in Oregon, available to traded sector firms with at least 150 employees that create at least 50 new, full-time jobs at 150 percent of the state or county average wage. An award under this program is based on two years of estimated personal income tax revenues generated by the new hires from the expansion or relocation project and contains claw back provisions if the requirements are not met.

***Business Retention Services.*** Provides technical assistance for companies to work with business consultants to evaluate the operational structure and costs to ensure they have framework in place to continue their operations successfully.

# BUDGET NARRATIVE

---

***Industry Competitiveness Fund (ICF).*** Researches, develops and implements strategies to increase the local, national and global competitiveness of Oregon’s high-value industries. ICF is a resource that increases the competitiveness, capacity, growth and profitability of industry clusters, statewide and regional economic development partners, and international trade (export) businesses through the Oregon Trade Promotion Program. ICF also supports Oregon industry by leveraging federal and private funds for programs such as the State Trade and Export Program and Oregon Manufacturing Extension Partnership (OMEP).

***Small Business Services.*** Business Oregon staff work directly with the statewide network of Small Business Development Centers (SBDC’s) to provide services such as information, referral, technical assistance, and training to current and aspiring small business owners.

***Government Contract Assistance Program.*** Assists small businesses to compete for federal and state government contracts through technical assistance grants and training workshops.

## **Incentive Programs.**

**Strategic Investment Program.** Exempts a portion of large capital investments from property taxes over 15 years, pursuant to local government agreement and procedures with oversight of the Oregon Business Development Commission. The program is available statewide for projects developed by “traded-sector” businesses. “Traded sector” is defined in Oregon law as “industries in which member firms sell their goods or services into markets for which national or international competition exists.” Depending on the investment size, the Strategic Investment Program can offer exceptional benefits in terms of net present value.

- **Oregon Investment Advantage.** This income tax exemption helps businesses start or locate in many Oregon counties with a multi-year income tax holiday. Companies setting up operations in an eligible county (rural regions have benefitted primarily) can be certified at least eight times to annually deduct or subtract taxable income related to those operations. This potentially eliminates any state business income tax liability for that period, which begins at least 24 months after the commencement of new operations, under current law.
- **Enterprise Zones.** Oregon's enterprise zones offer a unique resource to Oregon communities, most of which are rural, and an excellent opportunity for numerous businesses growing or locating in Oregon. Primarily, enterprise zones exempt businesses from local property taxes on new investments for a limited period. Sponsored by municipal or tribal governments and approved through the Business Oregon Commission based on statutory provisions, an enterprise zone typically serves as a focal point for local development efforts. Several enterprise zones also have investments in electronic commerce operations.

# BUDGET NARRATIVE

---

*The Certification Office of Business Inclusion & Diversity (COBID).* Provides services to promote job retention and job creation and help support Oregon's small businesses through certification. Program certifies minority-owned, women-owned, and service-disabled veteran-owned business owners and emerging small businesses who are interested in contracting with federal, state, county, and city governments.

## **Innovation & Entrepreneurship**

*Oregon Innovation Council.* Oregon InC is a public-private partnership that helps drive the state's innovation strategy. It develops and implements high-impact, strategic initiatives that allow existing Oregon industries to grow through innovation. Oregon InC initiatives support the state's three existing signature research centers – VertueLab (formerly Oregon BEST), ONAMI, and OTRADI – oversee the state's Small Business Innovation Research (SBIR) matching grant program, and fund strategic research and development projects through its High Impact Opportunity Program (HIOP).

*The Oregon Growth Board.* This public-private, 9 member board manages two pools of capital to support small business in Oregon. The Board oversees two funds.

- **Oregon Growth Account.** Maximizes returns for the Education Stability Fund and improves access to capital by encouraging investments in Oregon startups. The account receives 1.8% of lottery net revenues each biennium to invest in an institutional venture fund. The Oregon Growth Board manages the state's investments in the Oregon Growth Account.
- **Oregon Growth Fund.** Supports the state's economic development work by ensuring all Oregonians have access to capital, particularly those in rural or underrepresented populations. The fund invests in a variety of Oregon-based debt and equity vehicles that are meant to address those needs.

*SBIR/STTR Support Program.* Business Oregon manages a support program to help innovators, inventors, and entrepreneurs be more competitive in securing federal prototype grants through the National Small Business Innovation Research (SBIR) or Small Business Technology Transfer Research (STTR) grant programs. Support is offered at three stages: 1) when a company is seeking a phase I federal grant, we provide grant writing and pre-review support for their applications, 2) after a company has secured a phase I federal grant, we provide a small match as support for business development, and 3) after a company has secured a phase II federal grant, we provide a larger match as support for business development.

*Oregon Manufacturing Innovation Center (OMIC).* The Oregon Manufacturing Innovation Center (OMIC) is a co-located Research and Development (R&D) Center and Training Center in Columbia County. As a manufacturing innovation center, OMIC augments the state's metals,

# BUDGET NARRATIVE

---

machinery, and manufacturing industry and trains the next generation advanced manufacturing workforce. Three of the state's public universities, along with more than a dozen companies serve as the nexus for the R&C Center. Portland Community College is the lead institution overseeing the Training Center.

***Rural Opportunity Initiative (ROI).*** The Rural Opportunity Initiative (ROI) is a program designed to unify and strengthen existing small business development resources and to build rural prosperity through capacity-building grants. The initiative places value on entrepreneurship-based economic development, which emphasizes the creation and support of entrepreneurs and small businesses. The strategy relies on the strength of the local network to develop a shared vision, identify concrete local gaps in programming, services, access to capital, and address shortfalls as a collective to better serve rural business development at all stages.

## **Global Trade**

***Export Promotion.*** Understanding the need to diversify the state's economy and recognizing the opportunity to grow Oregon's economy through exports, Business Oregon works to maximize the state's international presence to better serve Oregon companies. International staff provide one-on-one business counseling, market research and entry strategies, due diligence assistance to identify or evaluate international partners, and facilitates export financing solutions for Oregon companies by working with federal export financing entities. Additionally, BIT operates the Oregon Trade Promotion Program (OTPP) and the federally-funded State Trade Export Promotion (STEP) program to assist Oregon companies in participating in international trade shows and trade missions. International staff also serve as primary points of contact for trade missions to foreign markets and incoming delegations with an interest in Oregon's economic landscape.

## **Business Finance Programs**

The Business Finance Team provides financial tools to Oregon businesses and lending partners. These services include revolving loan funds for working capital and term loans; loan guarantees on bank loans; loans for startup businesses; and tax-exempt bond financing for manufacturers. Below is a list of the financing programs and what each program provides:

- **Oregon Business Development Fund (OBDF)** provides [direct loans](#) that leverage private capital and provides incentives for businesses to expand or locate in Oregon.
- **Small Business Expansion Loan Fund (SBELF)** provides direct loans to help early stage (post R & D and prototyping), scalable, and high-margin small businesses obtain short-term working capital to support rapid growth.

# BUDGET NARRATIVE

---

- **Capital Access Program (CAP)** provides a form of [loan portfolio loss reserve](#) so financial institutions may make business loans that carry higher than conventional risks while complying with federal and state banking regulations.
- **Credit Enhancement Fund (CEF)** provides [loan guarantees](#) to financial institutions in order to increase capital availability to small businesses.
- **Oregon Industrial Development Bonds (IDB)** are available to manufacturing projects, exempt facilities and non-profit organizations to provide [access to capital primarily for value-added manufacturing](#).
- **Entrepreneurial Development Loan Fund (EDLF)** offers [direct loans](#) to help start-ups, micro-enterprises and small businesses expand or become established in Oregon.
- **Industrial Development Bonds (IDB)** are available to manufacturing projects, exempt facilities and nonprofit organizations to provide access to capital primarily for value-added manufacturing.
- **New Market Tax Credit program.** The Oregon Low Income Community Jobs Initiative (Oregon New Market Tax Credit, or NMTC) program helps finance investments and create jobs in low-income communities; delivers below-market-rate investment options to Oregon businesses; attracts additional Federal New Market Tax Credit investments in Oregon; and sparks revitalization in Oregon's low-income communities.

## *Economic Strategies & Policy*

**Economic Research.** Research and Policy is the business intelligence unit that is comprised of research analysts, the agency economist, government affair and federal partnership manager, and policy project management that are tasked with understanding the state's core business strengths and needs that are critical to developing programs and services that will further Oregon's economy, and help position it for future and long-term growth. The interpretation of industry data helps the department evaluate programs and formulate policy recommendations for senior agency management, the Governor's Office, legislators/staff, and business leaders in the state. These efforts help identify potential business development prospects for Oregon and the development of strategies to promote the state's long-term economic stability and development.

**Economic Policy.** Provides a forward-leaning stance in shaping economic policy in Oregon, most especially policy and regulations that affect the agency's ability to successfully fulfill its mission.

# BUDGET NARRATIVE

---

## **Important background information for decision makers:**

The efforts of the Business, Innovation, and Trade programs focus on enhancing relationships that strategically advance the state's economic development strategy. Our goals for the coming biennium are to:

- Elevating state investments in innovation to grow Oregon's economy; providing the business case and develop the roadmap to significantly expand research and development and technology innovation in Oregon.
- Prioritizing business development efforts that scale existing small- and medium-sized companies; targeting our tools and programs toward existing companies best positioned to grow and create quality, accessible jobs.
- Building local economic development capacity in distressed rural communities; focusing agency resources to better help rural areas prioritize investments and achieve new economic outcomes.
- Explicitly committing to equitable outcomes for communities of color, immigrants, native and tribal populations, and other traditionally underrepresented people; prioritizing investments that counter systemic barriers to economic opportunity.

## **Revenue Sources:**

Direct Lottery Funds; Federal Funds for the State Small Business Credit Initiative (SSBCI) and State Trade and Export Program (STEP) grant; and Other Funds from loan principal and interest repayments, loan and service fees, investment interest earnings, and miscellaneous receipts.

Matching Funds:

- State Small Business Credit Initiative: match is not required
- State Trade and Export Program: 25% match provided by Lottery Funds.

## **Proposed Legislative Bills or Legislative Concepts (LC) that apply to the program unit:**

### **HB2053 (Legislative Concept 422):**

HB2053 proposes modifications to statutes related to enterprise zone wage and compensation criteria and existing statute language for Oregon Business Development Department to align definitions for greater consistency across programs.

# BUDGET NARRATIVE

## HB2054 (Legislative Concept 425):

HB2054 amends ORS 284.701 – 749 to reflect current structure of the Oregon Innovation Council per recommendations from the Oregon Department of Justice.

2019-21 Governor's Budget											
Business, Innovation and Trade Division											
Description	General Fund	Lottery Funds	Other Funds	Other Funds Non-Limited	Other Funds Debt Svc N/L	Federal Funds Debt Svc N/L	Federal Funds	Total Funds	POS	FTE	
<b>Base Budget</b>	\$ 8,640,338	\$ 57,050,586	\$ 18,733,188	\$ 12,976,785			\$ 5,564,778	\$ 102,965,675	56	55.00	
<b>Current Service Level Packages</b>											
Pkg. 010 - Non-PICS Psnl Svc/Vacancy Factor	4,149	60,695	144,363					209,207	-	-	
Pkg. 021 - Phase-In		500,000	4,800,000					5,300,000	-	-	
Pkg. 022 - Phase-Out Prgm & One-time Costs	(5,000,000)	(3,000,000)	(3,000,000)					(11,000,000)	-	-	
Pkg. 031 - Standard Inflation	128,844	1,935,366	502,500				211,462	2,778,172	-	-	
Pkg. 032 - Above Standard Inflation								-	-	-	
Pkg. 060 - Technical Adjustments								-	-	-	
<b>Total Current Service Level Packages</b>	\$ (4,867,007)	\$ (503,939)	\$ 2,446,863	\$ -	\$ -	\$ -	\$ 211,462	\$ (2,712,621)	-	-	
<b>Total Current Service Level (CSL)</b>	\$ 3,773,331	\$ 56,546,647	\$ 21,180,051	\$ 12,976,785	\$ -	\$ -	\$ 5,776,240	\$ 100,253,054	56	55.00	
<b>Policy Packages</b>											
<b>Policy Option Packages</b>											
Pkg 090 -- Analyst Adjustment	(473,766)	(1,754,852)						(2,228,618)	-	-	
Pkg 091 - Statewide Adjustment DAS Charges		(15,741)	(7,979)					(23,720)	-	-	
Pkg 092 - Statewide Attorney General Adjustment	(729)	(6,045)	(1,701)	(8,521)				(16,996)	-	-	
Pkg 101 - Oregon Growth Fund (Modified)		2,000,000						2,000,000	-	-	
Pkg 102 - Innovation (Not Funded)		-						-	-	-	
Pkg 103 - Rural Opportunity Initiative (Not Funded)		-						-	-	-	
Pkg 111 - Local Economic Opportunity Fund (Not Funded)		-						-	-	-	
Pkg 112 - East Asia Trade Representative (Not Funded)		-						-	-	-	
Pkg 115 - Budget Alignment (Modified)		(502,657)	1,160,660				222,528	880,531	3	4.00	
Pkg 116 - Oregon Growth Account Transfer (Not Funded)		-	-					-	-	-	
<b>Total Policy Packages</b>	\$ (474,495)	\$ (279,295)	\$ 1,150,980	\$ (8,521)	\$ -	\$ -	\$ 222,528	\$ 611,197	3	4.00	
<b>Governor's Budget</b>	\$ 3,298,836	\$ 56,267,352	\$ 22,331,031	\$ 12,968,264	\$ -	\$ -	\$ 5,998,768	\$ 100,864,251	59	59.00	

## Essential Packages

Essential packages include budget adjustments needed to bring the base budget to Current Service Level, the calculated cost of continuing legislatively-approved programs into the 2019-21 biennium.



# BUDGET NARRATIVE

---

## **010 - Non-PICS Personal Services/Vacancy Factor**

This package includes standard inflation of 3.8% on such non-PICS items as overtime, differential, temporary appointments and unemployment assessment, including OPE associated with them. The vacancy factor calculation projects budget changes related to staff turnover and position vacancies during the 2017-19 biennium.

## **021 - Phase-In**

This package includes spending authority for the amount of funds expected to carry-forward from the 2017-19 biennium into the 2019-21 biennium. This amount is comprised of:

### *Lottery Funds*

- Lottery Funds of \$400,000 for Strategic Reserve Fund projects that have been awarded or committed but have not been fully drawn down.
- Lottery Funds of \$300,000 for Oregon Growth Fund for estimated commitments at June 30, 2019.
- Lottery Funds of \$100,000 for Industry Competitiveness Fund for estimated commitments at June 30, 2019.

### *Other Funds*

- Other Funds of \$4,800,000 for the limitation for the Eastern Oregon Border Economic Development Fund

## **022 - Phase-Out**

This package is used to phase out decreased cost resulting from the elimination of pilot programs, and other one-time costs that will not be funded in the 2019-21 biennium. It is also used to remove excess/empty limitation. This package includes:

### *General Fund*

- Remove the allocation of \$5,000,000 for Eastern Oregon Border Economic Development Fund

### *Lottery Funds*

- Remove the one-time allocation of \$1,250,000 for Oregon Growth Fund Transfer
- Remove the one-time allocation of \$500,000 for Local Economic Opportunity Fund (LEOF)
- Removes the one-time allocation of \$500,000 for Regional Accelerator Innovation Network (RAIN)
- Removes the one-time allocation of \$750,000 for Rural Entrepreneurship Capacity (ROI)

### *Other Funds limitation*

- Removes the one-time allocation of \$3,000,000 for Oregon Metal Initiative (OMI)

# BUDGET NARRATIVE

---

## **031 - Inflation & Price List Adjustments**

This package includes the increase for biennial general inflation for the 2019-21 biennium as well as the increase in State Government Service Charges per the on-line price list.

## **Policy Option Packages**

### **POP 090: Analyst Adjustments**

This package reduces General Fund budget for Solar Development Incentive Fund, Lottery Funds for the Oregon Regional Accelerator and Innovation Network, Oregon Growth Fund and Oregon InC's High Impact Opportunity program.

### **POP 091: Statewide Adjustment for Department of Administrative (DAS) Charges**

This package represents changes to the State Government Service Charges and DAS pricelist charges for services made for the Governor's Budget.

### **POP 092: Statewide Attorney General (AG) Charges**

This package reduces Attorney General rates by 5.95 percent to reflect changes from the Governor's Budget.

### **POP 101: Oregon Growth Fund (\$2.0 million Lottery Funds) – Modified**

The OGF invests in capital partners (loan funds, venture capital funds, angel conferences, etc.) that mentor and provide funding for small businesses and entrepreneurs. \$2,370,275 have been committed to 22 investments to date – resulting in 58 companies receiving investment they otherwise would not have. The OGF invests in private sector venture capital funds, Oregon angel conferences, community development finance institutions, and other funds that provide access to capital and mentoring for Oregon small businesses and startups. The OGF funds entities like angel funds, equity funds serving under-represented entrepreneurs and sectors, and nontraditional lenders serving rural and minority-led businesses.

### **POP 102: Innovation (~~\$20.0 million Lottery Funds~~) – Not Funded**

This POP seeks to support Oregon's early stage innovators by: creating a University Innovation Research Fund to better position Oregon Universities to attract federal research awards; and establishing an Oregon Corps program within Oregon's public universities to prepare scientists, faculty, and students to extend their focus beyond the university laboratory toward commercialization or business formation.

### **POP 103: Rural Opportunity Initiative (~~\$2.0 million Lottery Funds~~) – Not Funded**

Business Oregon's Rural Opportunities Initiative (ROI) elevates entrepreneurship-based economic development in Oregon's rural communities, particularly those with diverse populations and/or those with a higher than average number of individuals living on low-incomes. ROI provides funding and capacity-building support to local communities to help strengthen their community's entrepreneurial ecosystem. Initial state funding of approx. \$1m has leveraged just under \$3m from federal, local, and foundation partners.

# BUDGET NARRATIVE

---

**POP 111: Local Economic Opportunity Fund (~~\$500,000 Lottery Funds~~) -- Not Funded**

The Local Economic Opportunity Fund (LEOF) funds planning, project development, and project implementation in communities seeking to enhance economic resilience and economic performance in general. LEOF grants will prioritize issues such as economic resilience, sectoral analysis, financing, potential for local entrepreneurship, and/or opportunities for business expansion, retention, and recruitment. Adding the LEOF to the state's economic development tool kit fills an important gap. It also aligns with Business Oregon's new strategic plan, which envisions a more active role for the agency in building the economic development capacity of rural communities.

**POP 112: East Asia Trade Representative (~~\$500,000 Lottery Funds~~) -- Not Funded**

This POP expands Oregon's international footprint to assist small businesses through increased export opportunities and by encouraging Foreign Direct Investment (FDI) in Oregon from rapidly expanding markets in East Asia. The Oregon Department of Agriculture, the Port of Portland and Business Oregon would share in the costs of increasing our global footprint in critical East Asian markets.

**POP 115: Budget Alignment (~~(\$502,657) Lottery Funds; \$1,160,660 OF; \$222,528 Federal Funds~~) – POP Modified; No change to BITD.**

The purpose of this policy option package is to implement the 2016 effort to align organizational resources to achieve its strategic plan. Specifically, the department's goals were to:

- enhance service delivery to better meet the needs of our customers and stakeholders;
- break down internal division silos, particularly between existing business development and infrastructure teams, and establish a cohesive agency framework; and,
- increase operational flexibility related to managing within budget constraints and maximizing economic development opportunities.

**POP 116: Oregon Growth Account Transfer (~~\$28,564,724 Lottery Funds and \$15,450,000 Other Funds~~) – Not Funded**

Within the 2019-21 Governor's Budget process OBDD would like to (in accordance with a recommendation from Secretary of State Audits Division) to assume full responsibility of all accounting and budgetary responsibilities of the OGA. This is a new budget expenditure limitation request for OBDD. The fund has existed within DAS and accounting entries were made with a reduction of revenue, not requiring the use of expenditure limitation.

**ESSENTIAL AND POLICY PACKAGE FISCAL IMPACT SUMMARY**

Oregon Business Development Department  
 Pkg: 010 - Non-PICS Psnl Svc / Vacancy Factor

Cross Reference Name: Business, Innovation, Trade  
 Cross Reference Number: 12300-210-00-00-00000

<i>Description</i>	General Fund	Lottery Funds	Other Funds	Federal Funds	Nonlimited Other Funds	Nonlimited Federal Funds	All Funds
<b>Revenues</b>							
General Fund Appropriation	4,149	-	-	-	-	-	4,149
Other Revenues	-	-	-	-	-	-	-
Transfer In - Intrafund	-	-	-	-	-	-	-
Tsfr From Administrative Svcs	-	60,695	-	-	-	-	60,695
<b>Total Revenues</b>	<b>\$4,149</b>	<b>\$60,695</b>	<b>-</b>	<b>-</b>	<b>-</b>	<b>-</b>	<b>\$64,844</b>
<b>Personal Services</b>							
Pension Obligation Bond	3,744	9,956	24,109	-	-	-	37,809
Unemployment Assessments	-	-	-	-	-	-	-
Mass Transit Tax	405	(1,746)	3,247	-	-	-	1,906
Vacancy Savings	-	52,485	117,007	-	-	-	169,492
<b>Total Personal Services</b>	<b>\$4,149</b>	<b>\$60,695</b>	<b>\$144,363</b>	<b>-</b>	<b>-</b>	<b>-</b>	<b>\$209,207</b>
<b>Services &amp; Supplies</b>							
Instate Travel	-	-	-	-	-	-	-
Office Expenses	-	-	-	-	-	-	-
State Gov. Service Charges	-	-	-	-	-	-	-
Professional Services	-	-	-	-	-	-	-
Attorney General	-	-	-	-	-	-	-
Facilities Rental and Taxes	-	-	-	-	-	-	-
<b>Total Services &amp; Supplies</b>	<b>-</b>	<b>-</b>	<b>-</b>	<b>-</b>	<b>-</b>	<b>-</b>	<b>-</b>
<b>Special Payments</b>							
Dist to Non-Gov Units	-	-	-	-	-	-	-

\_\_\_\_ Agency Request  
 2019-21 Biennium

Governor's Budget  
 Page \_\_\_\_\_

\_\_\_\_ Legislatively Adopted  
 Essential and Policy Package Fiscal Impact Summary - BPR013

**ESSENTIAL AND POLICY PACKAGE FISCAL IMPACT SUMMARY**

Oregon Business Development Department  
 Pkg: 010 - Non-PICS Psnl Svc / Vacancy Factor

Cross Reference Name: Business, Innovation, Trade  
 Cross Reference Number: 12300-210-00-00-00000

<i>Description</i>	General Fund	Lottery Funds	Other Funds	Federal Funds	Nonlimited Other Funds	Nonlimited Federal Funds	All Funds
<b>Special Payments</b>							
Dist to Individuals	-	-	-	-	-	-	-
Dist to Non-Profit Organizations	-	-	-	-	-	-	-
Other Special Payments	-	-	-	-	-	-	-
<b>Total Special Payments</b>	-	-	-	-	-	-	-
<b>Total Expenditures</b>							
Total Expenditures	4,149	60,695	144,363	-	-	-	209,207
<b>Total Expenditures</b>	<b>\$4,149</b>	<b>\$60,695</b>	<b>\$144,363</b>	-	-	-	<b>\$209,207</b>
<b>Ending Balance</b>							
Ending Balance	-	-	(144,363)	-	-	-	(144,363)
<b>Total Ending Balance</b>	-	-	<b>(\$144,363)</b>	-	-	-	<b>(\$144,363)</b>

**ESSENTIAL AND POLICY PACKAGE FISCAL IMPACT SUMMARY**

Oregon Business Development Department  
 Pkg: 021 - Phase - In

Cross Reference Name: Business, Innovation, Trade  
 Cross Reference Number: 12300-210-00-00-00000

<i>Description</i>	General Fund	Lottery Funds	Other Funds	Federal Funds	Nonlimited Other Funds	Nonlimited Federal Funds	All Funds
<b>Revenues</b>							
Other Revenues	-	-	-	-	-	-	-
Tsfr From Administrative Svcs	-	500,000	-	-	-	-	500,000
<b>Total Revenues</b>	-	<b>\$500,000</b>	-	-	-	-	<b>\$500,000</b>
<b>Special Payments</b>							
Dist to Non-Gov Units	-	-	300,000	-	-	-	300,000
Dist to Individuals	-	500,000	4,500,000	-	-	-	5,000,000
<b>Total Special Payments</b>	-	<b>\$500,000</b>	<b>\$4,800,000</b>	-	-	-	<b>\$5,300,000</b>
<b>Total Expenditures</b>							
Total Expenditures	-	500,000	4,800,000	-	-	-	5,300,000
<b>Total Expenditures</b>	-	<b>\$500,000</b>	<b>\$4,800,000</b>	-	-	-	<b>\$5,300,000</b>
<b>Ending Balance</b>							
Ending Balance	-	-	(4,800,000)	-	-	-	(4,800,000)
<b>Total Ending Balance</b>	-	-	<b>(\$4,800,000)</b>	-	-	-	<b>(\$4,800,000)</b>

**ESSENTIAL AND POLICY PACKAGE FISCAL IMPACT SUMMARY**

Oregon Business Development Department  
 Pkg: 022 - Phase-out Pgm & One-time Costs

Cross Reference Name: Business, Innovation, Trade  
 Cross Reference Number: 12300-210-00-00-00000

<i>Description</i>	General Fund	Lottery Funds	Other Funds	Federal Funds	Nonlimited Other Funds	Nonlimited Federal Funds	All Funds
<b>Revenues</b>							
General Fund Appropriation	(5,000,000)	-	-	-	-	-	(5,000,000)
Transfer In - Intrafund	-	-	-	-	-	-	-
Tsfr From Administrative Svcs	-	(1,750,000)	-	-	-	-	(1,750,000)
Tsfr From Transportation, Dept	-	-	-	-	-	-	-
<b>Total Revenues</b>	<b>(\$5,000,000)</b>	<b>(\$1,750,000)</b>	-	-	-	-	<b>(\$6,750,000)</b>
<b>Services &amp; Supplies</b>							
Instate Travel	(5,000)	-	-	-	-	-	(5,000)
Out of State Travel	-	-	-	-	-	-	-
Office Expenses	(2,500)	-	-	-	-	-	(2,500)
Professional Services	(25,000)	-	-	-	-	-	(25,000)
Attorney General	(5,000)	-	-	-	-	-	(5,000)
Facilities Rental and Taxes	(2,500)	-	-	-	-	-	(2,500)
<b>Total Services &amp; Supplies</b>	<b>(\$40,000)</b>	-	-	-	-	-	<b>(\$40,000)</b>
<b>Special Payments</b>							
Dist to Non-Gov Units	(4,960,000)	(2,500,000)	(3,000,000)	-	-	-	(10,460,000)
Other Special Payments	-	(500,000)	-	-	-	-	(500,000)
<b>Total Special Payments</b>	<b>(\$4,960,000)</b>	<b>(\$3,000,000)</b>	<b>(\$3,000,000)</b>	-	-	-	<b>(\$10,960,000)</b>
<b>Total Expenditures</b>							
Total Expenditures	(5,000,000)	(3,000,000)	(3,000,000)	-	-	-	(11,000,000)
<b>Total Expenditures</b>	<b>(\$5,000,000)</b>	<b>(\$3,000,000)</b>	<b>(\$3,000,000)</b>	-	-	-	<b>(\$11,000,000)</b>

\_\_\_\_ Agency Request  
 2019-21 Biennium

Governor's Budget  
 Page \_\_\_\_\_

\_\_\_\_ Legislatively Adopted  
 Essential and Policy Package Fiscal Impact Summary - BPR013

**ESSENTIAL AND POLICY PACKAGE FISCAL IMPACT SUMMARY**

Oregon Business Development Department  
 Pkg: 022 - Phase-out Pgm & One-time Costs

Cross Reference Name: Business, Innovation, Trade  
 Cross Reference Number: 12300-210-00-00-00000

<i>Description</i>	General Fund	Lottery Funds	Other Funds	Federal Funds	Nonlimited Other Funds	Nonlimited Federal Funds	All Funds
<b>Ending Balance</b>							
Ending Balance	-	1,250,000	3,000,000	-	-	-	4,250,000
<b>Total Ending Balance</b>	<b>-</b>	<b>\$1,250,000</b>	<b>\$3,000,000</b>	<b>-</b>	<b>-</b>	<b>-</b>	<b>\$4,250,000</b>



**ESSENTIAL AND POLICY PACKAGE FISCAL IMPACT SUMMARY**

Oregon Business Development Department  
 Pkg: 031 - Standard Inflation

Cross Reference Name: Business, Innovation, Trade  
 Cross Reference Number: 12300-210-00-00-00000

<i>Description</i>	General Fund	Lottery Funds	Other Funds	Federal Funds	Nonlimited Other Funds	Nonlimited Federal Funds	All Funds
<b>Revenues</b>							
General Fund Appropriation	128,844	-	-	-	-	-	128,844
Other Revenues	-	-	-	-	-	-	-
Federal Funds	-	-	-	-	-	-	-
Transfer In - Intrafund	-	-	-	-	-	-	-
Tsfr From Administrative Svcs	-	1,935,366	-	-	-	-	1,935,366
<b>Total Revenues</b>	<b>\$128,844</b>	<b>\$1,935,366</b>	<b>-</b>	<b>-</b>	<b>-</b>	<b>-</b>	<b>\$2,064,210</b>

**Services & Supplies**

Instate Travel	336	10,541	3,379	-	-	-	14,256
Out of State Travel	-	20,016	866	-	-	-	20,882
Employee Training	144	1,545	645	-	-	-	2,334
Office Expenses	144	1,733	1,936	-	-	-	3,813
Telecommunications	78	2,960	2,476	-	-	-	5,514
State Gov. Service Charges	-	238,379	109,509	-	-	-	347,888
Data Processing	-	1,055	2,514	-	-	-	3,569
Publicity and Publications	-	2,729	2,448	-	-	-	5,177
Professional Services	-	20,833	64,018	-	-	-	84,851
IT Professional Services	-	-	2,286	-	-	-	2,286
Attorney General	2,054	17,030	4,791	-	-	-	23,875
Dispute Resolution Services	-	-	9,199	-	-	-	9,199
Employee Recruitment and Develop	-	149	99	-	-	-	248
Dues and Subscriptions	-	2,141	201	-	-	-	2,342
Facilities Rental and Taxes	-	18,782	2,862	-	-	-	21,644
Other Services and Supplies	-	-	2,920	11,519	-	-	14,439
Expendable Prop 250 - 5000	34	1,061	383	-	-	-	1,478

\_\_\_\_ Agency Request  
 2019-21 Biennium

Governor's Budget  
 Page \_\_\_\_\_

\_\_\_\_ Legislatively Adopted  
 Essential and Policy Package Fiscal Impact Summary - BPR013

**ESSENTIAL AND POLICY PACKAGE FISCAL IMPACT SUMMARY**

Oregon Business Development Department  
 Pkg: 031 - Standard Inflation

Cross Reference Name: Business, Innovation, Trade  
 Cross Reference Number: 12300-210-00-00-00000

<i>Description</i>	General Fund	Lottery Funds	Other Funds	Federal Funds	Nonlimited Other Funds	Nonlimited Federal Funds	All Funds
<b>Services &amp; Supplies</b>							
IT Expendable Property	-	264	228	-	-	-	492
<b>Total Services &amp; Supplies</b>	<b>\$2,790</b>	<b>\$339,218</b>	<b>\$210,760</b>	<b>\$11,519</b>	-	-	<b>\$564,287</b>
<b>Special Payments</b>							
Dist to Cities	-	14,405	-	-	-	-	14,405
Dist to Counties	-	5,242	-	-	-	-	5,242
Dist to Other Gov Unit	-	13,861	12,114	-	-	-	25,975
Dist to Non-Gov Units	126,054	804,424	279,626	100,435	-	-	1,310,539
Dist to Comm College Districts	-	11,822	-	-	-	-	11,822
Dist to Non-Profit Organizations	-	740,370	-	-	-	-	740,370
Loans Made - Other	-	-	-	99,508	-	-	99,508
Other Special Payments	-	6,024	-	-	-	-	6,024
<b>Total Special Payments</b>	<b>\$126,054</b>	<b>\$1,596,148</b>	<b>\$291,740</b>	<b>\$199,943</b>	-	-	<b>\$2,213,885</b>
<b>Total Expenditures</b>							
Total Expenditures	128,844	1,935,366	502,500	211,462	-	-	2,778,172
<b>Total Expenditures</b>	<b>\$128,844</b>	<b>\$1,935,366</b>	<b>\$502,500</b>	<b>\$211,462</b>	-	-	<b>\$2,778,172</b>
<b>Ending Balance</b>							
Ending Balance	-	-	(502,500)	(211,462)	-	-	(713,962)
<b>Total Ending Balance</b>	-	-	<b>(\$502,500)</b>	<b>(\$211,462)</b>	-	-	<b>(\$713,962)</b>

\_\_\_\_ Agency Request  
 2019-21 Biennium

Governor's Budget  
 Page \_\_\_\_\_

\_\_\_\_ Legislatively Adopted  
 Essential and Policy Package Fiscal Impact Summary - BPR013

**ESSENTIAL AND POLICY PACKAGE FISCAL IMPACT SUMMARY**

Oregon Business Development Department  
 Pkg: 032 - Above Standard Inflation

Cross Reference Name: Business, Innovation, Trade  
 Cross Reference Number: 12300-210-00-00-00000

<i>Description</i>	General Fund	Lottery Funds	Other Funds	Federal Funds	Nonlimited Other Funds	Nonlimited Federal Funds	All Funds
<b>Revenues</b>							
General Fund Appropriation	-	-	-	-	-	-	-
<b>Total Revenues</b>	-	-	-	-	-	-	-
<b>Special Payments</b>							
Dist to Non-Gov Units	-	-	-	-	-	-	-
<b>Total Special Payments</b>	-	-	-	-	-	-	-
<b>Total Expenditures</b>							
Total Expenditures	-	-	-	-	-	-	-
<b>Total Expenditures</b>	-	-	-	-	-	-	-
<b>Ending Balance</b>							
Ending Balance	-	-	-	-	-	-	-
<b>Total Ending Balance</b>	-	-	-	-	-	-	-

REPORT: SUMMARY LIST BY PKG BY SUMMARY XREF

2019-21

PROD FILE

AGENCY:12300 OREGON BUSINESS DEVEL DEPT

PICS SYSTEM: BUDGET PREPARATION

SUMMARY XREF:210-00-00 000 Business, Innovation

PKG	CLASS	COMP	DESCRIPTION	POS	FTE	MOS	AVERAGE	GF	OF	FF	LF	AF
				CNT			RATE	SAL	SAL	SAL	SAL	SAL
000	MESNZ7010	AP	PRINCIPAL EXECUTIVE/MANAGER F	1	1.00	24.00	10,121.00				242,904	242,904
000	MESNZ7012	AP	PRINCIPAL EXECUTIVE/MANAGER G	2	2.00	48.00	8,754.50				420,216	420,216
000	MMN X0863	AP	PROGRAM ANALYST 4	6	6.00	144.00	7,982.16				1,149,432	1,149,432
000	MMN X0873	AP	OPERATIONS & POLICY ANALYST 4	5	5.00	120.00	8,064.60		20,976		946,776	967,752
000	MMN X7010	AP	PRINCIPAL EXECUTIVE/MANAGER F	12	12.00	288.00	9,396.08		462,816		2,243,256	2,706,072
000	MMS X7004	AP	PRINCIPAL EXECUTIVE/MANAGER C	1	1.00	24.00	7,208.00		172,992			172,992
000	MMS X7010	AP	PRINCIPAL EXECUTIVE/MANAGER F	1	1.00	24.00	10,121.00		242,904			242,904
000	UA C0104	AP	OFFICE SPECIALIST 2	1	1.00	24.00	2,990.00				71,760	71,760
000	UA C0107	AP	ADMINISTRATIVE SPECIALIST 1	3	3.00	72.00	3,817.33		196,560		78,288	274,848
000	UA C0108	AP	ADMINISTRATIVE SPECIALIST 2	1	1.00	24.00	4,724.00				113,376	113,376
000	UA C0871	AP	OPERATIONS & POLICY ANALYST 2	1	1.00	24.00	6,275.00		150,600			150,600
000	UA C0872	AP	OPERATIONS & POLICY ANALYST 3	1	1.00	24.00	7,593.00				182,232	182,232
000	UA C0873	AP	OPERATIONS & POLICY ANALYST 4	4	3.50	84.00	8,356.00	200,544	150,408		350,952	701,904
000	UA C1001	AP	LOAN SPECIALIST 1	1	.50	12.00	5,437.00		65,244			65,244
000	UA C1002	AP	LOAN SPECIALIST 2	2	2.00	48.00	6,145.50		294,984			294,984
000	UA C1003	AP	LOAN SPECIALIST 3	6	6.00	144.00	7,534.50		1,084,968			1,084,968
000	UA C1118	AP	RESEARCH ANALYST 4	1	1.00	24.00	6,585.00				158,040	158,040
000	UA C1163	AP	ECONOMIST 3	1	1.00	24.00	7,593.00				182,232	182,232
000	UA C5247	AP	COMPLIANCE SPECIALIST 2	4	4.00	96.00	5,363.75		514,920			514,920
000	UA C5248	AP	COMPLIANCE SPECIALIST 3	2	2.00	48.00	6,758.50		324,408			324,408
000				56	55.00	1320.00	7,579.83	200,544	3,681,780		6,139,464	10,021,788

REPORT: SUMMARY LIST BY PKG BY SUMMARY XREF

2019-21

PROD FILE

AGENCY:12300 OREGON BUSINESS DEVEL DEPT

PICS SYSTEM: BUDGET PREPARATION

SUMMARY XREF:210-00-00 115 Business, Innovation

PKG	CLASS	COMP	DESCRIPTION	POS CNT	FTE	MOS	AVERAGE RATE	GF SAL	OF SAL	FF SAL	LF SAL	AF SAL
115	MMN	X0873	AP OPERATIONS & POLICY ANALYST	4	13	13.00	312.00	8,740.00	1,290,024	157,320	1,279,536	2,726,880
115	MMN	X7010	AP PRINCIPAL EXECUTIVE/MANAGER	F	9-	9.00-	216.00-	9,815.77	462,816-		1,657,392-	2,120,208-
115	UA	C0871	AP OPERATIONS & POLICY ANALYST	2	1-	1.00-	24.00-	6,275.00	150,600-			150,600-
115	UA	C0873	AP OPERATIONS & POLICY ANALYST	4		.50	12.00	8,356.00	100,272			100,272
115	UA	C1001	AP LOAN SPECIALIST	1		.50	12.00	5,437.00	65,244			65,244
115				3	4.00	96.00	8,734.58		842,124	157,320	377,856-	621,588
				59	59.00	1416.00	7,973.81	200,544	4,523,904	157,320	5,761,608	10,643,376

# BUDGET NARRATIVE

---

## Oregon Business Development Department Policy Option Package (POP) 090

### **POP Title: Analyst Adjustments: Business, Innovation, Trade**

**Total Reduction (\$2,228,618): General Fund (\$473,766); Lottery Funds (\$1,754,852)**

### **Purpose:**

This package reduces funding for Solar Development Incentive Fund, Oregon Regional Accelerator and Innovation Network, Oregon Growth Fund and Oregon InC.

### **How achieved:**

Package 090 reduces the Business, Innovation, and Trade budgets by the following:

- General Fund budget reduction for the Solar Development Incentive Fund by (\$473,766) which reflects the budget at forecasted spending levels.
- Reduction to the Oregon Regional Accelerator and Innovation Network Lottery Funds by (\$500,000).
- Reduction to the Oregon Growth Fund Lottery Funds by (\$200,000) as this amount was erroneously included in Current Service Level.
- Reduction to the Oregon InC, High Impact Opportunity program Lottery Funds by (\$1,054,852). The reduction Oregon Inc impacts the investment in initiatives designed to stimulate Oregon's economy. This reduction, along with eliminating inflation on Oregon Inc funding, leaves the program with approximately \$17.1 million to make investments during the 2019-21 biennium.

### **Staffing Impact:**

No Impact.

### **Revenue Source:**

General Fund: Reduction to Revenue and Special Payments:	(\$473,766)
Lottery Funds: Reduction to Revenue and Special Payments:	(\$1,754,852)
Total Reduction:	(\$2,228,618)

**ESSENTIAL AND POLICY PACKAGE FISCAL IMPACT SUMMARY**

Oregon Business Development Department  
 Pkg: 090 - Analyst Adjustments

Cross Reference Name: Business, Innovation, Trade  
 Cross Reference Number: 12300-210-00-00-00000

<i>Description</i>	General Fund	Lottery Funds	Other Funds	Federal Funds	Nonlimited Other Funds	Nonlimited Federal Funds	All Funds
<b>Revenues</b>							
General Fund Appropriation	(473,766)	-	-	-	-	-	(473,766)
Other Revenues	-	-	-	-	-	-	-
Tsfr From Administrative Svcs	-	(1,754,852)	-	-	-	-	(1,754,852)
<b>Total Revenues</b>	<b>(\$473,766)</b>	<b>(\$1,754,852)</b>	-	-	-	-	<b>(\$2,228,618)</b>
<b>Services &amp; Supplies</b>							
State Gov. Service Charges	-	-	-	-	-	-	-
<b>Total Services &amp; Supplies</b>	-	-	-	-	-	-	-
<b>Special Payments</b>							
Dist to Non-Gov Units	(473,766)	(1,254,852)	-	-	-	-	(1,728,618)
Dist to Non-Profit Organizations	-	(500,000)	-	-	-	-	(500,000)
<b>Total Special Payments</b>	<b>(\$473,766)</b>	<b>(\$1,754,852)</b>	-	-	-	-	<b>(\$2,228,618)</b>
<b>Total Expenditures</b>							
Total Expenditures	(473,766)	(1,754,852)	-	-	-	-	(2,228,618)
<b>Total Expenditures</b>	<b>(\$473,766)</b>	<b>(\$1,754,852)</b>	-	-	-	-	<b>(\$2,228,618)</b>
<b>Ending Balance</b>							
Ending Balance	-	-	-	-	-	-	-
<b>Total Ending Balance</b>	-	-	-	-	-	-	-

# BUDGET NARRATIVE

---

## Oregon Business Development Department Policy Option Package (POP) 091

**POP Title:** Statewide Adjustments DAS Changes: Business, Innovation, Trade  
Total Reduction (\$23,720): Lottery Funds: **(\$15,741)** and Other Funds **(\$7,979)**

**Purpose:**

Within the Governor's Budget this package represents changes to State Government Service Charges and DAS pricelist charges for services made for the Governor's Budget.

**How achieved:**

Through a reduction within the Governor's Budget within the agency's State Government Service Charge budget, some including revenue and expenses and some just including expenses for the upcoming 2019-21 biennium. The Governor's budget includes these reduction explained above.

**Staffing Impact:**

None

**Revenue Source:**

Lottery Funds, State Government Service Charges, expenditure limitation reduced (\$15,741).

Other Funds, State Government Service Charges, expenditure limitation reduced (\$7,979).

Total Reduction: \$23,720



**ESSENTIAL AND POLICY PACKAGE FISCAL IMPACT SUMMARY**

Oregon Business Development Department  
 Pkg: 091 - Statewide Adjustment DAS Chgs

Cross Reference Name: Business, Innovation, Trade  
 Cross Reference Number: 12300-210-00-00-00000

<i>Description</i>	General Fund	Lottery Funds	Other Funds	Federal Funds	Nonlimited Other Funds	Nonlimited Federal Funds	All Funds
<b>Revenues</b>							
General Fund Appropriation	-	-	-	-	-	-	-
Other Revenues	-	-	-	-	-	-	-
Tsfr From Administrative Svcs	-	-	-	-	-	-	-
<b>Total Revenues</b>	-	-	-	-	-	-	-
<b>Services &amp; Supplies</b>							
State Gov. Service Charges	-	(9,332)	(4,731)	-	-	-	(14,063)
Data Processing	-	(6,409)	-	-	-	-	(6,409)
Agency Program Related S and S	-	-	-	-	-	-	-
Other Services and Supplies	-	-	(3,248)	-	-	-	(3,248)
<b>Total Services &amp; Supplies</b>	-	<b>(\$15,741)</b>	<b>(\$7,979)</b>	-	-	-	<b>(\$23,720)</b>
<b>Total Expenditures</b>							
Total Expenditures	-	(15,741)	(7,979)	-	-	-	(23,720)
<b>Total Expenditures</b>	-	<b>(\$15,741)</b>	<b>(\$7,979)</b>	-	-	-	<b>(\$23,720)</b>
<b>Ending Balance</b>							
Ending Balance	-	15,741	7,979	-	-	-	23,720
<b>Total Ending Balance</b>	-	<b>\$15,741</b>	<b>\$7,979</b>	-	-	-	<b>\$23,720</b>

# BUDGET NARRATIVE

---

## Oregon Business Development Department Policy Option Package (POP) 092

### **POP Title: Statewide Attorney General Adjustment: Business, Innovation, Trade**

**Reduction of (\$16,996): General Fund (\$729) Lottery Funds (\$6,045) Other Funds; (\$1,701); and Nonlimited Other Funds (\$8,521)**

### **Purpose:**

Within the Governor's Budget this package represents changes that reduces the Attorney General rates by 5.95 percent to reflect changes from the Governor's Budget.

### **How achieved:**

Through a reduction within the Governor's Budget, the agency's Attorney General Budget object code was reduced for the upcoming 2019-21 biennium. The Governor's budget includes these reduction explained above.

### **Staffing Impact:**

None

### **Revenue Source:**

Reduction of (\$729) General Fund, Service & Supplies, Attorney General, appropriation and expenditure total.

Reduction of (\$6,045) Lottery Funds, Service & Supplies, Attorney General, expenditure limitation.

Reduction of (\$1,701) Other Funds, Service & Supplies, Attorney General, expenditure limitation.

Reduction of (\$8,521) Nonlimited Other Funds, Service & Supplies, Attorney General, expenditure limitation.

Total Reduction: (\$16,996).

**ESSENTIAL AND POLICY PACKAGE FISCAL IMPACT SUMMARY**

Oregon Business Development Department  
 Pkg: 092 - Statewide AG Adjustment

Cross Reference Name: Business, Innovation, Trade  
 Cross Reference Number: 12300-210-00-00-00000

<i>Description</i>	General Fund	Lottery Funds	Other Funds	Federal Funds	Nonlimited Other Funds	Nonlimited Federal Funds	All Funds
<b>Revenues</b>							
General Fund Appropriation	(729)	-	-	-	-	-	(729)
Tsfr From Administrative Svcs	-	-	-	-	-	-	-
<b>Total Revenues</b>	<b>(\$729)</b>	<b>-</b>	<b>-</b>	<b>-</b>	<b>-</b>	<b>-</b>	<b>(\$729)</b>
<b>Services &amp; Supplies</b>							
Attorney General	(729)	(6,045)	(1,701)	-	(8,521)	-	(16,996)
<b>Total Services &amp; Supplies</b>	<b>(\$729)</b>	<b>(\$6,045)</b>	<b>(\$1,701)</b>	<b>-</b>	<b>(\$8,521)</b>	<b>-</b>	<b>(\$16,996)</b>
<b>Total Expenditures</b>							
Total Expenditures	(729)	(6,045)	(1,701)	-	(8,521)	-	(16,996)
<b>Total Expenditures</b>	<b>(\$729)</b>	<b>(\$6,045)</b>	<b>(\$1,701)</b>	<b>-</b>	<b>(\$8,521)</b>	<b>-</b>	<b>(\$16,996)</b>
<b>Ending Balance</b>							
Ending Balance	-	6,045	1,701	-	8,521	-	16,267
<b>Total Ending Balance</b>	<b>-</b>	<b>\$6,045</b>	<b>\$1,701</b>	<b>-</b>	<b>\$8,521</b>	<b>-</b>	<b>\$16,267</b>

# BUDGET NARRATIVE

---

## Oregon Business Development Department Policy Option Package (POP): 101

**POP Title: Oregon Growth Fund:  
Total Request: \$2.0 million Lottery Funds**

### **POP REQUEST MODIFIED IN GOVERNOR'S BUDGET**

#### **Purpose:**

The Oregon Growth Fund (OGF) is overseen by the Oregon Growth Board (OGB), a body appointed by the Governor and Legislature for the express purpose of increasing access to capital for Oregon businesses. The OGF invests in private sector venture capital funds, Oregon angel conferences, community development finance institutions, and other funds that provide access to capital and mentoring for Oregon small businesses and startups. The OGF represents a significant stop on a small business's growth trajectory. As a business grows, it needs to access larger sums of capital that come with specific expertise or mentoring. The OGF is the provider of this next step capital via funding through entities like angel funds, equity investments serving under-represented entrepreneurs and sectors, and nontraditional lenders serving rural and minority-led businesses. OGF dollars are almost exclusively deployed toward funds focused on growing early-stage businesses, which is inherently risky. The OGF invests in funds that have limited track records, or are smaller in size, and more niche to certain geographies, demographics or industry sectors. OGF resources are often leveraged by outside public/private dollars.

The Oregon Capital Scan finds that seed- and early-stage capital can be particularly difficult to access for some communities and industries. Currently, Oregon lacks important funding tools to connect traditionally underserved populations (women, communities of color, native population, veterans, etc.) to the capital they need to grow. In addition, entrepreneurship and new business formation are very strong in sectors such as value added food and beverage processing, consumer products, athletic and outdoor gear and apparel, life sciences, and clean tech, to name a few. However, since these sectors are challenged to find the scale of capital they need in-state, their ability to grow and create jobs in Oregon is hindered. This has an acute impact on rural entrepreneurs, small businesses, and industries. The OGF is a critical funding tool to help fill existing Oregon capital gaps.

Examples of potential OGF investments include an angel fund targeted to social impact businesses; loan funds for minority and women entrepreneurs; or venture capital funds targeting a geography as small as Lane County. Fundamentally, the OGF targets funding gaps small businesses encounter as they scale and grow.

Capitalization of the Oregon Growth Fund supports the following strategic priorities of the agency:

1. Innovate Oregon's Economy
2. Grow Small and Middle-market Companies
3. Cultivate Rural Economic Stability
4. Advance Economic Opportunity for Underrepresented People

# BUDGET NARRATIVE

---

## **Background:**

Created in 2012, the OGF supports smaller and newer funding vehicles that fill capital gaps in rural areas, often underfunded industry sectors, and in businesses led by underrepresented entrepreneurs. Its goals are long-term, with up to 10-year investing cycles common. Despite the long-term nature of its financial and economic development returns, the OGF has no permanent funding source, but relies on a legislative allotment every biennium. Identifying a permanent funding source for the OGF is a specific action of Business Oregon’s Strategic Plan, supporting the strategy of increasing access to capital for high-growth startups: “Establish a permanent and sustainable funding source for the Oregon Growth Fund to increase capital available for local startups from Oregon-based funds or financial vehicles.” Additionally, Oregon Growth Fund investments support other actions outlined in the Plan, such as enhancing resources to help start-ups gain access to commercialization funds; and ensuring investments support Oregon’s target industries and sectors traditionally lacking access to capital.

Since the OGF has been investing for less than 4 years, there are limited returns back to the Fund; though the first significant returns were recently realized when the Micro Enterprise Services of Oregon paid their OGF loan back early, and the first-time venture fund Elevate Inclusive Fund experienced a big portfolio win when Beaverton-based RFPIO received a large follow-on investment, bringing back returns to the OGF. Despite it being too early for large returns, economic metrics have been significant. \$2,370,275 has been committed to 22 investments to date – resulting in 58 companies receiving investment they otherwise would not have. The leverage on these investments has ranged from anywhere from 1:1 to 1:50. The estimated number of jobs created by these investments (of which the state is often a small, but catalytic portion,) is over 150, meaning \$15,800 of state money was invested for each job created. As with most early-stage investing, significant job creation impacts usually occur in later investment years (years 5-10). The Oregon Growth Fund has been the first and largest funding commitment for every angel conference in the state, funds that serve minority- and women-owned businesses specifically, rural lending programs, and a venture fund that invests only in social impact businesses. It’s likely that the majority of these funders would not exist without OGF investment. Creating a stable funding source for this catalytic program will ensure that private dollars continue to be leveraged, along with expertise provided, to serve Oregon’s entrepreneurs.

## **How Achieved:**

Agency requests \$2.0 million in Lottery Funds to capitalize the OGF. The funding history for the OGF has been a onetime investment of \$1.9 million during the 2013-15 biennium, \$500,000 in 2015-17 and a \$1.25 million Strategic Reserve Fund award approved by the Legislature in February 2018.

The OGF accomplishes its mission by reviewing applications from capital providers across Oregon. Nonprofit lenders, first-time venture capital funds, angel conferences, and industry-based accelerators are examples of previous and current applicants to the OGF. The OGF is sometimes an equity investor in these partners, and sometimes a lender. These partners all ultimately serve businesses that otherwise could not secure traditional funding, due to geography, industry sector risk, or other factors. Investing in these early stage companies is inherently risky – but the payback in jobs and returns is significant. When loans are paid back, or a company is acquired by a strategic partner as it grows, money flows back to the

# BUDGET NARRATIVE

---

OGF, enabling it to reinvest the capital – but payback periods are long since the companies are typically young. Ten year ROI schedules are not uncommon. The very first returns, in fact, are now trickling back to the OGF, which started investing in 2015.

There is currently a pipeline of unfunded OGF applicants seeking to provide capital for businesses around the state that could ramp up if the \$3.5 million POP is approved. Groups in southern and northeast Oregon are discussing starting angel conferences. More loan funds are trying to get off the ground to provide capital in the manufacturing sector, agriculture sector, and for underrepresented entrepreneurs. Equity investment strategies are trying to launch to serve certain geographies (like Washington and Lane Counties,) and demographics (like women and minority entrepreneurs). The OGF has not advertised or requested funding proposals for years due to a lack of a capital. With additional dollars available, Business Oregon anticipates requests will increase.

## **Staffing Impact:**

No position authority or FTE requested.

## **Quantifying Results:**

The Oregon Growth Fund investments have been directed by the Oregon Growth Board since 2015, with limited capital. While the OGF previously awarded some grants, that is no longer the OGB’s policy. All investments have expected returns, both financially and economically. Over \$2.37 million has been committed to date, which represents 22 investments to 58 Oregon companies with approximately 150 Oregon jobs created. List of current investments include, but are not limited to:

<b>Investment</b>	<b>Type of Investment</b>
Micro Enterprise Services of Oregon	Loan fund for underrepresented entrepreneurs
Craft3	Loan fund for rural entrepreneurs
Ascent Funding	Loan fund for underrepresented entrepreneurs
Community Lending Works	Loan fund for southern Willamette Valley and coast
TiE – TAP Fund	Angel fund for high growth entrepreneurs
Cascade Angels 2015	Angel fund in central Oregon
Angel Conferences 2015	Roseburg, Portland, Bend, Willamette Valley
Angel Conferences 2016	Roseburg, Portland, Bend, Willamette Valley
Elevate Inclusive Fund 2016	VC fund for women and minority entrepreneurs
BVC Social Impact Fund 2017	VC fund for social impact businesses
XXcelerate Fund 2018	Loan fund for women entrepreneurs

The Oregon Capital Scan 2016 goes into great detail about the needs for small business capital in Oregon, and the gaps: [https://www.oregoncf.org/Templates/media/files/reports/oregon\\_capital\\_scan\\_2016.pdf](https://www.oregoncf.org/Templates/media/files/reports/oregon_capital_scan_2016.pdf). The Oregon Capital Scan is a collaborative effort funded by the Oregon Growth Fund, Business Oregon’s Finance team, the Oregon Community Foundation, the Federal Reserve Bank of San Francisco,

## BUDGET NARRATIVE

---

CTC/MyCFO, the Ford Family Foundation, the Lemelson Foundation, the Meyer Memorial Trust, the Northwest Health Foundation, Oregon's Office of the State Treasurer, and the Oregon Small Business Development Network. The University of Oregon produces the report.

There are many metrics pointing to the need for continued institutional capital to address capital growth, but some highlights of the report are:

- Capital gaps in seed stage capital, growth capital for bootstrapped businesses, clean technology, life sciences, working capital for growth of small manufacturers, micro-lending, and non-bank loan capital persist.
- Regional imbalances in access to capital exist.
- Knowledge of capital accessibility still limits the rate of new company formation and growth.

Additionally, there are many metrics now pointing to the unmet capital needs of underrepresented groups of entrepreneurs in Oregon, including women, minorities, people of color, tribes, and rural entrepreneurs. The Capital Scan Working Group is currently undertaking a project to determine what barriers exist to tracking some of the demographic data, and what patterns can be determined from decline data from lenders.

Starting in 2018, all investments using the OGF will track **jobs, leveraged dollars, revenue growth, and number of companies assisted**. In every investment, the OGF is joined by other private and public sector investors. These include individual investors, Prosper Portland, Multnomah County, the Oregon Community Foundation, the Meyer Memorial Trust, various federal grants, and corporate investors.

### **Revenue Source:**

The total request for this policy option package is \$2.0 million in Lottery Funds.

**ESSENTIAL AND POLICY PACKAGE FISCAL IMPACT SUMMARY**

Oregon Business Development Department  
 Pkg: 101 - Oregon Growth Fund

Cross Reference Name: Business, Innovation, Trade  
 Cross Reference Number: 12300-210-00-00-00000

<i>Description</i>	General Fund	Lottery Funds	Other Funds	Federal Funds	Nonlimited Other Funds	Nonlimited Federal Funds	All Funds
<b>Revenues</b>							
Transfer In Lottery Proceeds	-	-	-	-	-	-	-
Tsfr From Administrative Svcs	-	-	-	-	-	-	-
<b>Total Revenues</b>	-	-	-	-	-	-	-
<b>Services &amp; Supplies</b>							
Agency Program Related S and S	-	-	-	-	-	-	-
<b>Total Services &amp; Supplies</b>	-	-	-	-	-	-	-
<b>Special Payments</b>							
Dist to Non-Gov Units	-	2,000,000	-	-	-	-	2,000,000
<b>Total Special Payments</b>	-	<b>\$2,000,000</b>	-	-	-	-	<b>\$2,000,000</b>
<b>Total Expenditures</b>							
Total Expenditures	-	2,000,000	-	-	-	-	2,000,000
<b>Total Expenditures</b>	-	<b>\$2,000,000</b>	-	-	-	-	<b>\$2,000,000</b>
<b>Ending Balance</b>							
Ending Balance	-	(2,000,000)	-	-	-	-	(2,000,000)
<b>Total Ending Balance</b>	-	<b>(\$2,000,000)</b>	-	-	-	-	<b>(\$2,000,000)</b>



**Oregon Business Development Department  
Policy Option Package (POP): 102**

**POP Title: Innovation Package**

**POLICY OPTION PACKAGE NOT FUNDED AS PART OF THE GOVERNOR'S BUDGET.**

**Purpose:**

Innovation is a clear driver of economic competitiveness. It fuels the creation of new technologies, companies, and industries. It attracts talent, creates high-wage jobs, and ultimately drives growth. States that prioritize sustained investment in innovation and excel across a broad range of indicators are better positioned to compete long-term in the global economy. As such, Innovating Oregon's Economy is a critical element of Business Oregon's 2018-2022 Strategic Plan. One of five strategic priorities, Innovating Oregon's Economy will be realized through support for programs managed by the Oregon Innovation Council and the Oregon Growth Board and will expand to new, formal partnerships with the state's eight public universities.

The Innovation Package prioritizes investments in research and development, technology commercialization, new product development, and entrepreneurship with the goal of leveraging federal and corporate R&D funds in both university research and Oregon small businesses and startups.

**Background:**

Public universities play a critical role in a state's innovation ecosystem. Strong public universities educate the next generation work force, challenge exploration and innovation and contribute to scientific invention and commercialization. As part of Business Oregon's goal to Innovate Oregon's Economy, the department is formally partnering with the state's eight public universities on two new initiatives.

- ***Oregon Corps:*** To be economically competitive and participate in the innovation economy, Oregon must fill gaps in our science and technology-based innovator training. Private capital and federal agencies are shifting their funding models to preferentially support researchers with the skills to incorporate market-based feedback into their research and business plans. The Oregon Corps is modeled off the National Science Foundation's highly successful iCorps program, which creates the infrastructure and programming within universities to support education and development to ideas born in scientific research to commercialization.
- ***University Innovation Research Fund:*** Each year, the Federal government issues numerous large grant opportunities that could contribute to Oregon's economic development and innovation economy. Research and innovation focused grants frequently carry cost matching requirements of which a state funding commitment can be critical to a proposal's success.

Currently, the Governor can – and has – submitted letters indicating support for a proposal, but there is not a specific fund or funding source that can be used to strategically and effectively commit state funds as part of cost matching requirements. The state's biennial budget process

does not include a mechanism for committing state matching funds to federal grant proposals in a timely manner. A university must navigate a two-year, uncertain process to obtain legislative funding. The uncertainty and lead time needed to ensure a commitment of state match funding limits opportunities for Oregon’s public universities to pursue or lead grant proposals with cost matching requirements because they cannot point to a meaningful commitment of state resources.

Other states, such as Washington and California, have state funds available to commit as matching funds to federal grants. These established funding sources reflect strategic initiatives with economic or sector development opportunities prioritized by that state. State cost share commitments to research and innovation intended to help advance nascent or modernizing industry sectors demonstrates to federal grant makers that the state is engaged in a proposal’s success. These commitments enhance the perceived potential for sustainable impacts. While Oregon’s public universities are nationally competitive for federal research and innovation grants on merits of scientific leadership, the universities are often disadvantaged compared to peer institutions that are able to demonstrate a state commitment of support.

### **How Achieved:**

Business Oregon and Oregon’s eight public universities have identified two critical needs that, if filled, have the capability to bridge significant gaps and potential to spur innovation through training and increased competitiveness – the Oregon Corps proposal and the University Innovation Research Fund. Both proposed programs will be administered and managed by Business Oregon in partnership with the public universities.

- ***Oregon Corps (\$7.3 million):*** The Oregon Corps is a training and skills development program that teaches science and technology-based innovators and entrepreneurs to 1) connect real-world industry needs to research projects; 2) use the language of business and market-focused communication, and 3) objectively assess product-market fit for their innovations.

If funded, Oregon Corps would be designed as a two tier program open to all Oregon university researchers and science- and technology-based community entrepreneurs: 1) Early-Stage Training - a quick and low-barrier business communication, market research, and product development planning course integrated into existing university programs, and 2) Intensive Training - a comprehensive National Science Foundation I-Corps-like “boot camp” program for advanced teams which have shown early signs of market potential. Appropriately-prepared innovators will then be connected to existing programs in Oregon such as later stage accelerator programs, incubators, the Small Business Development Centers (SBDCs), Oregon InC programs, Oregon Growth Fund partners, and others to leverage their entrepreneurial support programs while providing these existing programs a relevant and trained pipeline of participants.

Oregon Corps will help to create science and technology-based companies in Oregon that are sustainable and able to attract funding. Over the 2019-2021 biennium, over 300 people in the State will participate with around 80 teams conducting deeper analyses into their technologies, resulting in companies that are more capable at bringing funding and resources to the State to grow an innovation economy in Oregon.

***University Innovation Research Fund (\$10 million):*** The fund would increase Oregon public university competitiveness for federal research awards, leveraging federal funding and increasing the number of Oregon researchers in the areas of applied research and development, technology demonstration, and deployment. The program will focus on grants in industry areas aligned with Business Oregon’s Strategic

Initiatives: advanced manufacturing; high technology; outdoor gear and apparel; food and beverage, and forestry and wood products. This resource will create jobs, lead to invention, and improve Oregon's reputation as a state with strong innovation and research capacity.

Many federal grants in the applied sciences area require significant financial match but the state of Oregon does not have a mechanism to commit state match in a strategic and timely manner. The University Innovation Research Fund would serve as a specific allocation set aside by the State of Oregon for the purpose of providing the necessary match in the event that a university proposal is successful at the federal level. The designated fund would increase the viability and credibility for Oregon's public universities as they compete in the federal arena. It would also advance innovation and economic development in the state.

**Staffing Impact:**

No positions or FTE are requested in this policy option package.

**Quantifying Results:**

Business Oregon will track federal awards received for both the University Innovation Research Fund and the Oregon Corps program. Evaluation criteria for the Oregon Corps program will also include: leveraged funds and technical support, number of companies assisted, jobs created, and access to capital with a further breakdown of access to capital for underrepresented groups of entrepreneurs in Oregon including women, minorities, people of color, and tribes.

**Revenue Source:**

~~At the time of Agency Request Budget, Business Oregon requested \$20.0 million in Lottery Funds. As discussions continued after ARB was submitted, it was determined the POP would need \$17.3 million Lottery Funds.~~

**POLICY OPTION PACKAGE NOT FUNDED AS PART OF THE GOVERNOR'S BUDGET.**

**ESSENTIAL AND POLICY PACKAGE FISCAL IMPACT SUMMARY**

Oregon Business Development Department  
 Pkg: 102 - Innovation

Cross Reference Name: Business, Innovation, Trade  
 Cross Reference Number: 12300-210-00-00-00000

<i>Description</i>	General Fund	Lottery Funds	Other Funds	Federal Funds	Nonlimited Other Funds	Nonlimited Federal Funds	All Funds
<b>Revenues</b>							
Transfer In Lottery Proceeds	-	-	-	-	-	-	-
<b>Total Revenues</b>	-	-	-	-	-	-	-
<b>Services &amp; Supplies</b>							
Agency Program Related S and S	-	-	-	-	-	-	-
<b>Total Services &amp; Supplies</b>	-	-	-	-	-	-	-
<b>Total Expenditures</b>							
Total Expenditures	-	-	-	-	-	-	-
<b>Total Expenditures</b>	-	-	-	-	-	-	-
<b>Ending Balance</b>							
Ending Balance	-	-	-	-	-	-	-
<b>Total Ending Balance</b>	-	-	-	-	-	-	-

# BUDGET NARRATIVE

---

## Oregon Business Development Department Policy Option Package (POP): 103

POP Title: Rural Opportunity Initiative  
~~\$2.0 million Lottery Funds~~

**POLICY OPTION PACKAGE NOT FUNDED AS PART OF THE GOVERNOR'S BUDGET**

### Purpose:

Business Oregon's Rural Opportunities Initiative (ROI) is a community-based entrepreneurship grant program targeting Oregon's rural communities, particularly those with diverse populations and/or those with a higher than average number of individuals living on low-incomes. ROI provides funding and capacity-building support for local leaders to strengthen their community's entrepreneurial ecosystem. It turns concepts into innovation, opens new pathways to generational wealth creation through business ownership, creates jobs, and improves standards of living for entire communities. ROI employs local, place-based strategies. Rather than a "one-size-fits-all" approach with specific objectives to which each recipient must align, ROI keeps the power *within the community*. ROI believes that the best people to decide the right approach for a community are the residents themselves.

ROI values inclusive leadership and partnerships based on mutual respect and a shared vision. The program seeks to learn from Native Americans, women, and communities of color and embed their perspectives in every step of the process. ROI Communities proactively include diverse populations in leadership roles while building the capacity of all partners to provide culturally-responsive services.

In 2018, 11 projects received ROI funding. These 11 projects collectively represent over 14 counties and 18 cities, and elevates the work of more than 80 partners, ranging from universities and Tribal governments to financial institutions, culturally-specific legacy organizations, youth-serving organizations and more.

Examples of 2018 Grantee efforts include:

- Launching a pop-up retail district to provide low-cost, low-risk entry into the brick and mortar market.
- Developing a first-of-its-kind entrepreneur-driven trucking cooperative to provide competitive advantage, economies of scale, and job security to freight owner-operators.
- Introducing a geographic-specific food brand that casts a wide net, with an accompanying unique distribution system that reduces rural to urban transportation barriers.
- Creating state-of-the-art incubation spaces, bringing business development services and entrepreneurs together under one very visible roof.

### Background:

Launched in 2016, ROI was initially funded through the Strategic Reserve Fund and private grants. Four rural communities were awarded funding (\$400,000 in total funds). These four rural communities engaged between five to thirty-five formal partners in their work. In this first year, ROI supported the completion of Empresas, a business support program for Spanish-speaking and bilingual entrepreneurs; and supported communities in: raising an additional \$100,000 towards their projects; increasing services offered such as one-on-one advising and peer-support events; reaching an

# BUDGET NARRATIVE

---

additional 35-60 entrepreneurs and small business owners per community; opening a Center for Entrepreneurship classroom as a dedicated Main Street resource hub, and much more.

The Legislature funded ROI at \$750,000 for the 2017-19 biennium. This larger budget allowed for program growth throughout the state with 11 projects awarded funding in the spring of 2018. These 11 projects support 18 rural communities (populations less than 30,000). These projects were selected from a pool of 37 letters of interest from rural communities and local leaders across the state. Together, these 37 letters represented 19 counties, 38 cities, and 38+ unincorporated communities that collectively proposed serving over 350,000 rural Oregonians.

## **How Achieved:**

The ROI program places a strong emphasis on community partnerships and as such, ROI communities are evaluated by a large group of peers and rural service providers. The selection committee included: The Ford Family Foundation; CRAFT3, Rural Development Initiative, Oregon Native American Chamber (ONAC), Small Business Development Center's Network Office; USDA, Oregon Main Street, OSU Extension, University of Oregon and Business Oregon.

This spring, the evaluation committee identified 11 projects supporting 18 rural communities for funding. By design, each of the 11 ROI projects is a collective with between 3-12 nonprofit and/or local government partners organized into "Concept, Launch, and Scale" communities. Every community is unique and offers a special set of challenges and opportunities. Through our inaugural ROI communities, Business Oregon learned that each was at a very different place on the spectrum of ecosystem-building - ranging from developing a shared language (Concept) and overcoming community bias, to acting upon well-vetted entrepreneurial support plans (Scale).

The revised application process and establishment of categories is responsive to the needs of each community to meet them where they are on the spectrum of entrepreneurial ecosystem-building. The funding and available support services from Business Oregon reflects these variations rather than relying on a "one size fits all" approach.

## **Staffing Impact:**

No positions or FTE are requested in this policy option package.

## **Quantifying Results:**

Business Oregon will track both quantitative and qualitative results. Quantitative result include: leveraged funds and technical support, number of companies assisted, jobs, and access to capital with a further breakdown of access to capital for underrepresented groups of entrepreneurs in Oregon including women, minorities, people of color, and tribes. Qualitative results will measure entrepreneurial ecosystem development and capacity.

## **Revenue Source:**

~~Policy Option Package requests \$2.0 million Lottery Funds.~~

**POLICY OPTION PACKAGE NOT FUNDED AS PART OF THE GOVERNOR'S BUDGET**

**ESSENTIAL AND POLICY PACKAGE FISCAL IMPACT SUMMARY**

Oregon Business Development Department  
 Pkg: 103 - Rural Opportunity Initiative

Cross Reference Name: Business, Innovation, Trade  
 Cross Reference Number: 12300-210-00-00-00000

<i>Description</i>	General Fund	Lottery Funds	Other Funds	Federal Funds	Nonlimited Other Funds	Nonlimited Federal Funds	All Funds
<b>Revenues</b>							
Transfer In Lottery Proceeds	-	-	-	-	-	-	-
<b>Total Revenues</b>	-	-	-	-	-	-	-
<b>Services &amp; Supplies</b>							
Agency Program Related S and S	-	-	-	-	-	-	-
<b>Total Services &amp; Supplies</b>	-	-	-	-	-	-	-
<b>Special Payments</b>							
Other Special Payments	-	-	-	-	-	-	-
<b>Total Special Payments</b>	-	-	-	-	-	-	-
<b>Total Expenditures</b>							
Total Expenditures	-	-	-	-	-	-	-
<b>Total Expenditures</b>	-	-	-	-	-	-	-
<b>Ending Balance</b>							
Ending Balance	-	-	-	-	-	-	-
<b>Total Ending Balance</b>	-	-	-	-	-	-	-

# BUDGET NARRATIVE

---

## Oregon Business Development Department Policy Option Package (POP): 111

**POP Title: Local Economic Opportunity Fund**

**Total Request: ~~\$500,000 Lottery Funds~~**

**POLICY OPTION PACKAGE NOT FUNDED AS PART OF THE GOVERNOR'S BUDGET.**

### **Purpose:**

The purpose of this request is to use the Local Economic Opportunity Fund (LEOF) established in ORS 285B.260 to fund planning, project development, and project implementation in communities seeking to enhance economic resilience and economic performance in general. This request aligns with Business Oregon's strategic plan priority to *Cultivate Rural Economic Stability* by enhancing local capacity in distressed rural communities.

### **Background:**

The LEOF is designed to provide a flexible funding source for financing those locally determined plans, programs, and projects that may not be eligible for financing through other state and federal funding sources. Any public entity representing a community or communities in Oregon and any non-profit economic development organization is eligible to apply, as long as they have adopted an economic development strategy that has been approved by Business Oregon. Examples include municipalities, counties, tribes, special districts, ports, and regional economic development organizations. This is not necessarily a comprehensive list of eligible entities.

### **How Achieved:**

The LEOF has adopted rules for projects, with the main requirement being that a project must be included in a governmental entity's official strategic plan. For planning, applicants would need to demonstrate they have some of the resources and clear buy-in to execute a new plan.

LEOF grants will prioritize issues such as economic resilience, sectoral analysis, financing, potential for local entrepreneurship, and/or opportunities for business expansion, retention, and recruitment. Adding the LEOF to the state's economic development tool kit fills an important gap and provides a match to obtain federal funds from the Economic Development Administration. It also aligns with Business Oregon's new strategic plan, which envisions a more active role for the agency in building the economic development capacity of rural communities.

### **Staffing Impact:**

No position or FTE authority is requested in the policy option package.

### **Quantifying Results:**

The U.S. Economic Development Administration notes that "in the context of economic development, economic resilience becomes inclusive of three primary attributes: the ability to recover quickly from a shock, the ability to withstand a shock, and the ability to avoid the shock altogether. Establishing economic resilience in a local or regional economy requires the ability to anticipate risk, evaluate how that risk can impact key



## BUDGET NARRATIVE

---

economic assets, and build a responsive capacity.” LEOF awards will be tracked to determine how they were used to implement programs and leverage dollars to support economic planning and projects critical to local economies, particularly in rural areas and for communities whose economies are vulnerable to major disruptions or economic shocks.

**Revenue Source:**

~~Total cost of policy option package is \$500,000 in Lottery Funds.~~

**POLICY OPTION PACKAGE NOT FUNDED AS PART OF THE GOVERNOR’S BUDGET.**

**ESSENTIAL AND POLICY PACKAGE FISCAL IMPACT SUMMARY**

Oregon Business Development Department  
 Pkg: 111 - Local Economic Opportunity Fund

Cross Reference Name: Business, Innovation, Trade  
 Cross Reference Number: 12300-210-00-00-00000

<i>Description</i>	General Fund	Lottery Funds	Other Funds	Federal Funds	Nonlimited Other Funds	Nonlimited Federal Funds	All Funds
<b>Revenues</b>							
Transfer In Lottery Proceeds	-	-	-	-	-	-	-
<b>Total Revenues</b>	-	-	-	-	-	-	-
<b>Services &amp; Supplies</b>							
Other Services and Supplies	-	-	-	-	-	-	-
<b>Total Services &amp; Supplies</b>	-	-	-	-	-	-	-
<b>Total Expenditures</b>							
Total Expenditures	-	-	-	-	-	-	-
<b>Total Expenditures</b>	-	-	-	-	-	-	-
<b>Ending Balance</b>							
Ending Balance	-	-	-	-	-	-	-
<b>Total Ending Balance</b>	-	-	-	-	-	-	-

# BUDGET NARRATIVE

---

## Oregon Business Development Department Policy Option Package (POP): 112

**POP Title:** East Asia Trade Representative

**Total Request:** ~~\$500,000 Lottery Funds~~

**POLICY OPTION PACKAGE NOT FUNDED AS PART OF THE GOVERNOR'S BUDGET.**

### **Purpose:**

This POP expands Oregon's international footprint to assist small businesses through increased export opportunities and by encouraging Foreign Direct Investment (FDI) in Oregon from rapidly expanding markets in East Asia. The Oregon Department of Agriculture, the Port of Portland and Business Oregon would share in the costs of increasing our global footprint in critical East Asian markets.

The policy option package supports two Business Oregon strategic priorities:

1. Growing Oregon small and midsize companies through increased access to new sales markets and by attracting FDI from East Asia to grow target industries.
2. Cultivate Rural Economic Stability through export growth opportunities and investment in food and agriculture and wood products target industry groups.

### **Background:**

Eight of Oregon's top ten markets are in Asia and the Pacific Rim provides tremendous export and foreign direct investment opportunities to grow Oregon's economy. Due to budget constraints, Business Oregon has had to eliminate trade servicing contracts with foreign representation in South Korea and China, leaving Japan as Oregon's only remaining Asia representation. Although Japan remains a strong market for Oregon products, the future of the market is set to decline with aging population and slow economic growth.

The U.S. domestic market is large, but 95% of consumers are outside the United States, offering tremendous growth opportunities for U.S. businesses to build more diverse portfolios, making them more resilient in tough economic times, and capture additional market share. Economic trends point to East Asia as the fastest growth markets for U.S. products. U.S. products are in high demand and perceived as the highest quality. Youth concentration and expendable incomes are rising most rapidly in East Asian markets. By 2030, 66% of the world's middle class will be in Asia. We would recommend two markets strategically, China and Southeast Asia. China is Oregon's largest export market with 1.6 billion people and rapid urbanization. Southeast Asia is poised for exponential growth with Malaysia, Vietnam and Singapore as leading Oregon trade partners. Oregon exports to Vietnam were up over 200% in 2017.

### **How Achieved:**

Business Oregon will work collaboratively with the Oregon Department of Agriculture and the Port of Portland to support Oregon representation in East Asian markets through trade servicing for Oregon exporters who need assistance in new markets. Trade services will be delivered directly to Oregon companies seeking East Asian market opportunities and would include distributor and importer matching, market research, trade

# BUDGET NARRATIVE

---

compliance assistance and advocacy for tariff and non-tariff trade barriers, as well as support for international trade events and promotions. The representative would also deliver lead generation for attracting business investment to Oregon through marketing and honing of Oregon's unique value proposition in strategic markets and target industry supply chains. Oregon ranks 8<sup>th</sup> nationally in export growth for the five year period of 2013-17 and reached a record \$22 billion in exports in 2017. Yet, Oregon remains largely unknown internationally.

A joint Oregon trade office will help centralize the strategic efforts of state agencies in the region, create an information hub so we are not re-inventing the same information multiple times. Oregon's economic message in the region will be unified and, ultimately, Oregon businesses will be provided a much clearer path about what it takes to competitively export Oregon goods and services to the region. Additionally, this joint trade office will help attract foreign investment in Oregon businesses, resulting in increased tax revenue and job creation.

## **Staffing Impact:**

No position or FTE requested in the policy option package.

## **Quantifying Results:**

Business Oregon, Oregon Dept. of Agriculture and the Port of Portland will report export sales and foreign direct investment (capital investment) on an annual and biannual basis. The business cycle usually takes 24-36 months.

Export development and foreign direct investment take time, especially in emerging markets, but we believe we could assess success of the program after 24 months. It will be imperative to develop performance metrics for this office so that Oregonians can see the real results of export sales data and capital investment that brings income tax revenue to the state general fund. This data will also be important for Oregon businesses to see how the office can be a partner to help them grow and export their products and services to the region.

## **Revenue Source:**

~~Total policy option package funding requested: \$500,000 Lottery Funds.~~

**POLICY OPTION PACKAGE NOT FUNDED AS PART OF THE GOVERNOR'S BUDGET.**

**ESSENTIAL AND POLICY PACKAGE FISCAL IMPACT SUMMARY**

Oregon Business Development Department  
 Pkg: 112 - East Asia Trade Representative

Cross Reference Name: Business, Innovation, Trade  
 Cross Reference Number: 12300-210-00-00-00000

<i>Description</i>	General Fund	Lottery Funds	Other Funds	Federal Funds	Nonlimited Other Funds	Nonlimited Federal Funds	All Funds
<b>Revenues</b>							
Transfer In Lottery Proceeds	-	-	-	-	-	-	-
<b>Total Revenues</b>	-	-	-	-	-	-	-
<b>Services &amp; Supplies</b>							
Other Services and Supplies	-	-	-	-	-	-	-
<b>Total Services &amp; Supplies</b>	-	-	-	-	-	-	-
<b>Total Expenditures</b>							
Total Expenditures	-	-	-	-	-	-	-
<b>Total Expenditures</b>	-	-	-	-	-	-	-
<b>Ending Balance</b>							
Ending Balance	-	-	-	-	-	-	-
<b>Total Ending Balance</b>	-	-	-	-	-	-	-

# BUDGET NARRATIVE

---

## Oregon Business Development Department Policy Option Package (POP): 115

**POP Title: Oregon Business Development Budget Alignment**

**Total BITD Request: (\$880,531); (\$502,657) Lottery Funds; \$1,160,660 Other Funds Limitation and \$222,528 Federal Funds Limitation**

**POLICY OPTION PACKAGE FUNDED AS MODIFIED IN GOVERNOR'S BUDGET**

### **Purpose:**

To align organizational resources within the Department, to implement position reclassifications and request additional Other Fund limitation to fund two permanent part-time positions to permanent full-time positions.

### **Background:**

In December 2016, Oregon Business Development Department (OBDD) launched an effort to better define its strategic direction and align organizational resources to achieve that plan. Specifically, the department's goals were to: enhance service delivery to better meet the needs of our customers and stakeholders;

- break down internal division silos, particularly between existing business development and infrastructure teams, and establish a cohesive agency framework; and,
- increase operational flexibility related to managing within budget constraints and maximizing economic development opportunities.

To achieve these goals, the department worked with the Governor, Legislative representatives, the Legislative Fiscal Office, the DAS Chief Human Resources Office, the DAS Chief Finance Office, and the Oregon Business Development Commission to align programs and services to a new organizational structure that included four divisions: (1) Economic Development, (2) Operations & Finance, (3) Equity, Strategies & Communications, and (4) Arts & Culture.

### **How Achieved:**

To better serve all of Oregon's regions (including urban, rural, and frontier communities) -- focus economic development priorities and resources where they will have the greatest impact and target infrastructure and business investments to serve previously underrepresented communities and populations -- the agency leadership determined that an overall agency realignment was necessary. This organizational change resulted in merging the "Business, Innovation, and Trade" and "Infrastructure Finance Authority" divisions' two separate field structures into one, establishing twelve (12) Regional Development Officers to serve each region in the state, and creating six (6) Regional Project Manager positions to coordinate program services and facilitate community requests.

# BUDGET NARRATIVE

---

The Department of Administrative Services' Chief Human Resource Office has reviewed and approved the proposed reclassification requests based upon the position descriptions that the department provided.

## **Staffing Impact:**

The policy option package impacts 31 positions within the agency. The proposed changes to staffing are detailed below:

- Downward reclassification of nine (9) positions (0010203, 0010204, 0010205, 0010314, 0020107, 0020113, 0040105, 0060301, 0060428) from Principal Executive Manager F to Operations and Policy Analyst 4 related to the Regional Development Officers.
- Upward reclassification of five (5) positions (0020201, 0060429, 3001002, 3001007, 3010002) from Program Analyst 3 to Operations and Policy Analyst 4 for Regional Development Officers.
- Upward reclassification of six (6) positions (0040104, 0060406, 0060408, 0060412, 0060422, 3013029) from Program Analyst 3 to Operations and Policy Analyst 3 for Regional Project Managers.
- Upward reclassification of one (1) position (3006012) from Fiscal Analyst 1 to Fiscal Analyst 3 for the Senior Budget Analyst position.
- Increasing two (2) Other Fund positions (3012001 and 3011006) from Permanent Part-Time (12 months) to Permanent Full-Time (24 months). These two positions are fully funded through fees at the full-time level. This request is for position authority of full time positions only.
- Upward reclassification of one (1) position (0060612) from Administration Support Specialist 1 to Human Resource Assistant.
- Upward reclassification of one (1) position (0070130) from Accounting 4 to Principal Executive Manager E.
- Upward reclassification of one (1) position (0070016) from Information Systems Specialist 6 to Information Systems Specialist 7.
- ~~Downward reclassification of one (1) position (0060405) from Principal Executive Manager D to Operations & Policy Analyst 3.~~
- Move four (4) positions between DCR, which cross SCRs: 0040103, 3000000, 3007006, and 3008002.

In summary, agency seeks \$495,596 in Other Funds limitation and \$84,211 in Federal Funds Limitation. This PFP is funded within current department resources. The only request is an increase in Other Funds expenditure limitation for the two current positions that are currently part-time requested as full-time positions. The department has funding for these positions and current .50 FTE position authority for each position, only seeking the full position authority of 1.00 FTE for each position.

## **Revenue Source:**

Total POP for all of OBDD: Requesting \$495,596 in Other Funds Limitation, supported from fees charged and \$84,211 in Federal Limitation, supported by Federal Awards CDBG, STEP, etc.).

**ESSENTIAL AND POLICY PACKAGE FISCAL IMPACT SUMMARY**

Oregon Business Development Department  
 Pkg: 115 - Budget Alignment

Cross Reference Name: Business, Innovation, Trade  
 Cross Reference Number: 12300-210-00-00-00000

<i>Description</i>	General Fund	Lottery Funds	Other Funds	Federal Funds	Nonlimited Other Funds	Nonlimited Federal Funds	All Funds
<b>Revenues</b>							
Other Revenues	-	-	-	-	-	-	-
Federal Funds	-	-	-	-	-	-	-
Transfer In - Intrafund	-	-	-	-	-	-	-
Transfer In Lottery Proceeds	-	-	-	-	-	-	-
Tsfr From Administrative Svcs	-	-	-	-	-	-	-
<b>Total Revenues</b>	-	-	-	-	-	-	-
<b>Personal Services</b>							
Class/Unclass Sal. and Per Diem	-	(377,856)	842,124	157,320	-	-	621,588
Empl. Rel. Bd. Assessments	-	(55)	193	45	-	-	183
Public Employees' Retire Cont	-	(64,125)	142,906	26,697	-	-	105,478
Social Security Taxes	-	(28,903)	64,424	12,035	-	-	47,556
Worker's Comp. Assess. (WCD)	-	(52)	183	43	-	-	174
Flexible Benefits	-	(31,666)	110,830	26,388	-	-	105,552
<b>Total Personal Services</b>	-	<b>(\$502,657)</b>	<b>\$1,160,660</b>	<b>\$222,528</b>	-	-	<b>\$880,531</b>
<b>Total Expenditures</b>							
Total Expenditures	-	(502,657)	1,160,660	222,528	-	-	880,531
<b>Total Expenditures</b>	-	<b>(\$502,657)</b>	<b>\$1,160,660</b>	<b>\$222,528</b>	-	-	<b>\$880,531</b>
<b>Ending Balance</b>							
Ending Balance	-	502,657	(1,160,660)	(222,528)	-	-	(880,531)
<b>Total Ending Balance</b>	-	<b>\$502,657</b>	<b>(\$1,160,660)</b>	<b>(\$222,528)</b>	-	-	<b>(\$880,531)</b>

\_\_\_\_ Agency Request  
 2019-21 Biennium

Governor's Budget  
 Page \_\_\_\_\_

\_\_\_\_ Legislatively Adopted  
 Essential and Policy Package Fiscal Impact Summary - BPR013



**ESSENTIAL AND POLICY PACKAGE FISCAL IMPACT SUMMARY**

Oregon Business Development Department  
 Pkg: 115 - Budget Alignment

Cross Reference Name: Business, Innovation, Trade  
 Cross Reference Number: 12300-210-00-00-00000

<i>Description</i>	General Fund	Lottery Funds	Other Funds	Federal Funds	Nonlimited Other Funds	Nonlimited Federal Funds	All Funds
<b>Total Positions</b>							
Total Positions							3
<b>Total Positions</b>	-	-	-	-	-	-	<b>3</b>
<b>Total FTE</b>							
Total FTE							4.00
<b>Total FTE</b>	-	-	-	-	-	-	<b>4.00</b>

PACKAGE: 115 - Budget Alignment

POSITION NUMBER	CLASS	COMP	CLASS NAME	POS CNT	FTE	MOS	STEP	RATE	GF SAL/OPE	OF SAL/OPE	FF SAL/OPE	LF SAL/OPE	AF SAL/OPE
0010203	MMN	X0873	AP OPERATIONS & POLICY ANALYST	4	1	1.00	24.00	08	8,740.00			209,760 86,946	209,760 86,946
0010203	MMN	X7010	AP PRINCIPAL EXECUTIVE/MANAGER	F	1-	1.00-	24.00-	09	10,121.00			242,904- 95,106-	242,904- 95,106-
0010204	MMN	X0873	AP OPERATIONS & POLICY ANALYST	4	1	1.00	24.00	08	8,740.00			209,760 86,946	209,760 86,946
0010204	MMN	X7010	AP PRINCIPAL EXECUTIVE/MANAGER	F	1-	1.00-	24.00-	09	10,121.00			242,904- 95,106-	242,904- 95,106-
0010205	MMN	X0873	AP OPERATIONS & POLICY ANALYST	4	1	1.00	24.00	08	8,740.00			209,760 86,946	209,760 86,946
0010205	MMN	X7010	AP PRINCIPAL EXECUTIVE/MANAGER	F	1-	1.00-	24.00-	09	10,121.00			242,904- 95,106-	242,904- 95,106-
0010314	MMN	X0873	AP OPERATIONS & POLICY ANALYST	4	1	1.00	24.00	08	8,740.00			209,760 86,946	209,760 86,946
0010314	MMN	X7010	AP PRINCIPAL EXECUTIVE/MANAGER	F	1-	1.00-	24.00-	05	8,332.00			199,968- 84,536-	199,968- 84,536-
0020107	MMN	X0873	AP OPERATIONS & POLICY ANALYST	4	1	1.00	24.00	08	8,740.00	209,760 86,946			209,760 86,946
0020107	MMN	X7010	AP PRINCIPAL EXECUTIVE/MANAGER	F	1-	1.00-	24.00-	08	9,642.00	231,408- 92,276-			231,408- 92,276-
0020113	MMN	X0873	AP OPERATIONS & POLICY ANALYST	4	1	1.00	24.00	08	8,740.00			209,760 86,946	209,760 86,946
0020113	MMN	X7010	AP PRINCIPAL EXECUTIVE/MANAGER	F	1-	1.00-	24.00-	09	10,121.00			242,904- 95,106-	242,904- 95,106-
0020201	MMN	X0873	AP OPERATIONS & POLICY ANALYST	4	1	1.00	24.00	08	8,740.00	209,760 86,946			209,760 86,946

PACKAGE: 115 - Budget Alignment

POSITION NUMBER	CLASS	COMP	CLASS NAME	POS CNT	FTE	MOS	STEP	RATE	GF SAL/OPE	OF SAL/OPE	FF SAL/OPE	LF SAL/OPE	AF SAL/OPE
0040105	MMN	X0873	AP OPERATIONS & POLICY ANALYST	4	1	1.00	24.00	08	8,740.00			209,760 86,946	209,760 86,946
0040105	MMN	X7010	AP PRINCIPAL EXECUTIVE/MANAGER	F	1-	1.00-	24.00-	09	10,121.00			242,904- 95,106-	242,904- 95,106-
0060301	MMN	X0873	AP OPERATIONS & POLICY ANALYST	4	1	1.00	24.00	08	8,740.00			209,760 86,946	209,760 86,946
0060301	MMN	X7010	AP PRINCIPAL EXECUTIVE/MANAGER	F	1-	1.00-	24.00-	09	10,121.00			242,904- 95,106-	242,904- 95,106-
0060428	MMN	X0873	AP OPERATIONS & POLICY ANALYST	4	1	1.00	24.00	08	8,740.00	209,760 86,946			209,760 86,946
0060428	MMN	X7010	AP PRINCIPAL EXECUTIVE/MANAGER	F	1-	1.00-	24.00-	08	9,642.00	231,408- 92,276-			231,408- 92,276-
0060429	MMN	X0873	AP OPERATIONS & POLICY ANALYST	4	1	1.00	24.00	08	8,740.00	157,320 65,210	52,440 21,736		209,760 86,946
3000000	UA	C0871	AP OPERATIONS & POLICY ANALYST	2	1-	1.00-	24.00-	08	6,275.00	150,600- 72,381-			150,600- 72,381-
3001002	MMN	X0873	AP OPERATIONS & POLICY ANALYST	4	1	1.00	24.00	08	8,740.00	209,760 86,946			209,760 86,946
3001007	MMN	X0873	AP OPERATIONS & POLICY ANALYST	4	1	1.00	24.00	08	8,740.00	209,760 86,946			209,760 86,946
3008002	MMN	X0873	AP OPERATIONS & POLICY ANALYST	4	1-	1.00-	24.00-	08	8,740.00	20,976- 8,695-		188,784- 78,251-	209,760- 86,946-
3010002	MMN	X0873	AP OPERATIONS & POLICY ANALYST	4	1	1.00	24.00	08	8,740.00	104,880 43,474	104,880 43,472		209,760 86,946
3011006	UA	C1001	AP LOAN SPECIALIST	1	1-	.50-	12.00-	09	5,437.00	65,244- 51,366-			65,244- 51,366-

REPORT: PACKAGE FISCAL IMPACT REPORT

2019-21

PROD FILE

AGENCY:12300 OREGON BUSINESS DEVEL DEPT

PICS SYSTEM: BUDGET PREPARATION

SUMMARY XREF:210-00-00 Business, Innovation, Trade

PACKAGE: 115 - Budget Alignment

POSITION NUMBER	CLASS	COMP	CLASS NAME	POS CNT	FTE	MOS	STEP	RATE	GF SAL/OPE	OF SAL/OPE	FF SAL/OPE	LF SAL/OPE	AF SAL/OPE
3011006	UA	C1001	AP LOAN SPECIALIST 1	1	1.00	24.00	09	5,437.00		130,488 67,429			130,488 67,429
3012001	UA	C0873	AP OPERATIONS & POLICY ANALYST 4	1-	.50-	12.00-	09	8,356.00		100,272- 59,990-			100,272- 59,990-
3012001	UA	C0873	AP OPERATIONS & POLICY ANALYST 4	1	1.00	24.00	09	8,356.00		200,544 84,677			200,544 84,677
TOTAL PICS SALARY										842,124	157,320	377,856-	621,588
TOTAL PICS OPE										318,536	65,208	124,801-	258,943
TOTAL PICS PERSONAL SERVICES =				3	4.00	96.00				1,160,660	222,528	502,657-	880,531

01/09/19 REPORT NO.: PPDPLWSBUD  
 REPORT: DETAIL LISTING BY SUMMARY XREF AGENCY  
 AGENCY: 12300 OREGON BUSINESS DEVEL DEPT  
 SUMMARY XREF: 210-00-00 115 Business, Innovation

DEPT. OF ADMIN. SVCS. -- PPDB PICS SYSTEM

PAGE 5  
 2019-21  
 PROD FILE  
 PICS SYSTEM: BUDGET PREPARATION

POSITION NUMBER	AUTH NO	ORG STRUC	F POS PKG Y TYP	CLASS COMP	S T POS RNG P	POS CNT	FTE	BUDGET RATE	MOS	GF SAL	OF SAL	FF SAL	LF SAL	T R K
0010203	000006220	210-01-01-00000	115 0 PF	MMN X7010 AP	35X 09	1-	1.00-	10,121.00	24.00-				242,904-	
EST DATE: 2019/07/01 EXP DATE: 9999/01/01														
0010203	000006220	210-01-01-00000	115 0 PF	MMN X0873 AP	32 08	1	1.00	8,740.00	24.00				209,760	
EST DATE: 2019/07/01 EXP DATE: 9999/01/01														
0010204	000006230	210-01-01-00000	115 0 PF	MMN X7010 AP	35X 09	1-	1.00-	10,121.00	24.00-				242,904-	
EST DATE: 2019/07/01 EXP DATE: 9999/01/01														
0010204	000006230	210-01-01-00000	115 0 PF	MMN X0873 AP	32 08	1	1.00	8,740.00	24.00				209,760	
EST DATE: 2019/07/01 EXP DATE: 9999/01/01														
0010205	000006240	210-01-04-00000	115 0 PF	MMN X7010 AP	35X 09	1-	1.00-	10,121.00	24.00-				242,904-	
EST DATE: 2019/07/01 EXP DATE: 9999/01/01														
0010205	000006240	210-01-04-00000	115 0 PF	MMN X0873 AP	32 08	1	1.00	8,740.00	24.00				209,760	
EST DATE: 2019/07/01 EXP DATE: 9999/01/01														
0010314	000518950	210-01-01-00000	115 0 PF	MMN X7010 AP	35X 05	1-	1.00-	8,332.00	24.00-				199,968-	
EST DATE: 2019/07/01 EXP DATE: 9999/01/01														
0010314	000518950	210-01-01-00000	115 0 PF	MMN X0873 AP	32 08	1	1.00	8,740.00	24.00				209,760	
EST DATE: 2019/07/01 EXP DATE: 9999/01/01														
0020107	000006500	210-01-01-00000	115 0 PF	MMN X7010 AP	35X 08	1-	1.00-	9,642.00	24.00-		231,408-			
EST DATE: 2019/07/01 EXP DATE: 9999/01/01														
0020107	000006500	210-01-01-00000	115 0 PF	MMN X0873 AP	32 08	1	1.00	8,740.00	24.00		209,760			
EST DATE: 2019/07/01 EXP DATE: 9999/01/01														
0020113	000556610	210-01-01-00000	115 0 PF	MMN X7010 AP	35X 09	1-	1.00-	10,121.00	24.00-				242,904-	
EST DATE: 2019/07/01 EXP DATE: 9999/01/01														
0020113	000556610	210-01-01-00000	115 0 PF	MMN X0873 AP	32 08	1	1.00	8,740.00	24.00				209,760	
EST DATE: 2019/07/01 EXP DATE: 9999/01/01														
0020201	000006600	210-01-01-00000	115 0 PF	MMN X0873 AP	32 08	1	1.00	8,740.00	24.00		209,760			
EST DATE: 2019/07/01 EXP DATE: 9999/01/01														
0040105	000006790	210-01-01-00000	115 0 PF	MMN X7010 AP	35X 09	1-	1.00-	10,121.00	24.00-				242,904-	
EST DATE: 2019/07/01 EXP DATE: 9999/01/01														
0040105	000006790	210-01-01-00000	115 0 PF	MMN X0873 AP	32 08	1	1.00	8,740.00	24.00				209,760	
EST DATE: 2019/07/01 EXP DATE: 9999/01/01														
0060301	000006980	210-01-04-00000	115 0 PF	MMN X7010 AP	35X 09	1-	1.00-	10,121.00	24.00-				242,904-	
EST DATE: 2019/07/01 EXP DATE: 9999/01/01														

01/09/19 REPORT NO.: PPDPLWSBUD  
 REPORT: DETAIL LISTING BY SUMMARY XREF AGENCY  
 AGENCY: 12300 OREGON BUSINESS DEVEL DEPT  
 SUMMARY XREF: 210-00-00 115 Business, Innovation

DEPT. OF ADMIN. SVCS. -- PPDB PICS SYSTEM

PAGE 6  
 2019-21  
 PROD FILE  
 PICS SYSTEM: BUDGET PREPARATION

POSITION NUMBER	AUTH NO	ORG STRUC	F POS PKG Y TYP	CLASS COMP	S T POS RNG P	CNT	FTE	BUDGET RATE	MOS	GF SAL	OF SAL	FF SAL	LF SAL	T R K
0060301	000006980	210-01-04-00000	115 0 PF	MMN X0873 AP	32 08	1	1.00	8,740.00	24.00				209,760	
EST DATE: 2019/07/01 EXP DATE: 9999/01/01														
0060428	000711630	210-01-01-00000	115 0 PF	MMN X7010 AP	35X 08	1-	1.00-	9,642.00	24.00-		231,408-			
EST DATE: 2019/07/01 EXP DATE: 9999/01/01														
0060428	000711630	210-01-01-00000	115 0 PF	MMN X0873 AP	32 08	1	1.00	8,740.00	24.00		209,760			
EST DATE: 2019/07/01 EXP DATE: 9999/01/01														
0060429	000720920	210-01-01-00000	115 0 PF	MMN X0873 AP	32 08	1	1.00	8,740.00	24.00		157,320	52,440		
EST DATE: 2019/07/01 EXP DATE: 9999/01/01														
3000000	000806390	210-01-00-00000	115 0 PF	UA C0871 AP	27 08	1-	1.00-	6,275.00	24.00-		150,600-			
EST DATE: 2019/07/01 EXP DATE: 9999/01/01														
3001002	000827430	210-01-01-00000	115 0 PF	MMN X0873 AP	32 08	1	1.00	8,740.00	24.00		209,760			
EST DATE: 2019/07/01 EXP DATE: 9999/01/01														
3001007	000827480	210-01-01-00000	115 0 PF	MMN X0873 AP	32 08	1	1.00	8,740.00	24.00		209,760			
EST DATE: 2019/07/01 EXP DATE: 9999/01/01														
3008002	001099090	210-01-00-00000	115 0 PF	MMN X0873 AP	32 08	1-	1.00-	8,740.00	24.00-		20,976-		188,784-	
EST DATE: 2019/07/01 EXP DATE: 9999/01/01														
3010002	001154170	210-01-01-00000	115 0 PF	MMN X0873 AP	32 08	1	1.00	8,740.00	24.00		104,880	104,880		
EST DATE: 2019/07/01 EXP DATE: 9999/01/01														
3011006	001162680	210-01-02-00000	115 0 PP	UA C1001 AP	23 09	1-	.50-	5,437.00	12.00-		65,244-			
EST DATE: 2019/07/01 EXP DATE: 9999/01/01														
3011006	001162680	210-01-02-00000	115 0 PF	UA C1001 AP	23 09	1	1.00	5,437.00	24.00		130,488			
EST DATE: 2019/07/01 EXP DATE: 9999/01/01														
3012001	001170900	210-01-02-00000	115 0 PP	UA C0873 AP	32 09	1-	.50-	8,356.00	12.00-		100,272-			
EST DATE: 2019/07/01 EXP DATE: 9999/01/01														
3012001	001170900	210-01-02-00000	115 0 PF	UA C0873 AP	32 09	1	1.00	8,356.00	24.00		200,544			
EST DATE: 2019/07/01 EXP DATE: 9999/01/01														
					115	3	4.00		96.00		842,124	157,320	377,856-	
						3	4.00		96.00		842,124	157,320	377,856-	

# BUDGET NARRATIVE

---

## Oregon Business Development Department Policy Option Package (POP): 116

**POP Title:** Oregon Growth Account Transfer –  
~~Total Request: \$44,014,724 LF & OF; \$28,564,724 Lottery Funds and \$15,450,000 Other Funds Limited~~  
**POLICY OPTION PACKAGE NOT FUNDED AS PART OF THE GOVERNOR’S BUDGET.**

### **Purpose:**

Beginning with fiscal year 2016, governmental accounting standards required that OGA’s investments be reported at fair value instead of at cost. This necessitated a change in OBDD’s processes. OBDD is responsible for monitoring the existence and valuation of its alternative investments. This includes due diligence performed before the investment, ongoing monitoring, and financial reporting controls relating to the accounting for valuation and reporting of the investments.

Although OBDD assumed responsibility for providing resources to the Oregon Growth Board in 2014, OBDD still relies on the Department of Administrative Services (DAS) to record all investment transactions of the Education Stability Fund.

Within the 2019-21 Governor’s Budget process OBDD would like to (in accordance with a recommendation from Secretary of State Audits Division) assume full responsibility of all accounting and budgetary responsibilities of the OGA.

This is a new budget expenditure limitation request for OBDD. The fund has existed within DAS and accounting entries were made with a reduction of revenue, not requiring the use of expenditure limitation.

### **Background:**

The Oregon Growth Board is established to formulate and implement policies and procedures to administer ORS 284.881 to 284.890, and to make recommendations for the investment, reinvestment, management and coordination of funds in the Oregon Growth Account established under ORS 348.702.

The Oregon Growth Account (OGA) was created within the Education Stability Fund (ESF), in order to generate investment returns for the ESF and to spur more economic growth in Oregon through strategic investment. The OGA is managed by Oregon Business Development Department and overseen by a Governor appointed Board of Directors (The Oregon Growth Board). The OGA invests capital after extensive due diligence and provides returns back to the ESF. The Growth Board is statutorily mandated to provide annual reports on performance to the Legislature.

The purpose of this change is to clean up prior legislation, House Bill 2280 (2015) which gives DAS authority for the OGA within ORS 348.702 but gives the OGB power to maintain, invest and reinvest moneys in the OGA established under ORS 348.702. This legislation implies that DAS maintains control over the accounting but gives OBDD additional administrative controls at the expense of the OGB and not DAS.

# BUDGET NARRATIVE

---

**How Achieved:**

Statutory changes are needed in order to fully transfer the accounting and official authority over the funds within the account of the Oregon Growth Account over to OBDD from DAS.

Along with statutory changes needed, OBDD also needs budget limitation asked for in this POP to correctly record accounting transactions in the State's Accounting system instead of accounting for them as a reduction of revenue (ROR) as DAS currently does. There would not be a requirement for work arounds to conform to generally accepted accounting principles when presented in the Comprehensive Annual Financial Report (CAFR).

**Staffing Impact:**

N/A

**Quantifying Results:**

N/A this is technical in nature.

**Revenue Source:**

The lottery funding is funding currently transferred to the OGA from the Education Stability Fund (ESF). The other funding is limitation that enables the OGA to pay for expenses of the business they conduct. These are things like banking fees, investment fees, capital calls, receiving distributions from investments and gains/losses on investments.

**POLICY OPTION PACKAGE NOT FUNDED AS PART OF THE GOVERNOR'S BUDGET.**



**ESSENTIAL AND POLICY PACKAGE FISCAL IMPACT SUMMARY**

Oregon Business Development Department  
 Pkg: 116 - Oregon Growth Account Transfer

Cross Reference Name: Business, Innovation, Trade  
 Cross Reference Number: 12300-210-00-00-00000

<i>Description</i>	General Fund	Lottery Funds	Other Funds	Federal Funds	Nonlimited Other Funds	Nonlimited Federal Funds	All Funds
<b>Revenues</b>							
Loan Repayments	-	-	-	-	-	-	-
Other Revenues	-	-	-	-	-	-	-
Transfer In Lottery Proceeds	-	-	-	-	-	-	-
<b>Total Revenues</b>	-	-	-	-	-	-	-
<b>Services &amp; Supplies</b>							
Agency Program Related S and S	-	-	-	-	-	-	-
Other Services and Supplies	-	-	-	-	-	-	-
<b>Total Services &amp; Supplies</b>	-	-	-	-	-	-	-
<b>Special Payments</b>							
Dist to Non-Gov Units	-	-	-	-	-	-	-
<b>Total Special Payments</b>	-	-	-	-	-	-	-
<b>Total Expenditures</b>							
Total Expenditures	-	-	-	-	-	-	-
<b>Total Expenditures</b>	-	-	-	-	-	-	-
<b>Ending Balance</b>							
Ending Balance	-	-	-	-	-	-	-
<b>Total Ending Balance</b>	-	-	-	-	-	-	-

## Detail of Lottery Funds, Other Funds, and Federal Funds Revenue

Source	Fund	ORBTIS Revenue Acct	2015-2017 Actual	2017-19 Legislatively Adopted	2017-19 Estimated	2019-21 Agency Request	2019-21 Governor's Budget	2019-21 Legislatively Adopted
<b><u>Business, Innovation, Trade</u></b>								
<b>Limited</b>								
Non-business Lic & Fees	3400	0210	15	0	15	0	0	
Charges for Services	3400	0410	87,748	237,000	235,000	237,000	237,000	
Lottery Bonds	3400	0565	2,616,113	3,450,979	2,500,000	3,450,949	3,450,979	
Interest Income	4400	0605	166,447	0	230,000	41,000	41,000	
Interest Income	3400	0605	167,168	69,966	661,888	109,936	109,936	
Loan Repayments	3400	0925	444,427	460,216	450,000	30,724,440	724,440	
Other Revenues	3400	0975	768,604	3,643,875	1,067,818	13,117,385	8,893,940	
Federal Revenue	6400	0995	1,037,874	706,463	1,338,652	1,140,453	917,925	

## Detail of Lottery Funds, Other Funds, and Federal Funds Revenue

Source	Fund	ORBTIS Revenue Acct	2015-2017 Actual	2017-19 Legislatively Adopted	2017-19 Estimated	2019-21 Agency Request	2019-21 Governor's Budget	2019-21 Legislatively Adopted
<b><u>Business, Innovation, Trade</u></b>								
<b>Non-limited</b>								
Non-Bus Lic and Fees	3200	0210	397	0	270	0	0	
Charges for Services	3200	0410	403,961	400,000	419,192	400,000	400,000	
Rents and Royalties	3200	0510	83,330	100,000	220,852	100,000	,00,000	
Interest Income	3200	0605	2,655,337	2,468,814	2,844,176	2,468,814	2,468,814	
Loan Repayments	3200	0925	7,917,288	5,210,397	5,496,392	5,210,397	5,210,397	
Other Revenues	3200	0975	12,000	18,000	96,000	18,000	18,000	

**DETAIL OF LOTTERY FUNDS, OTHER FUNDS, AND FEDERAL FUNDS REVENUE**

Oregon Business Development Department  
2019-21 Biennium

Agency Number: 12300  
Cross Reference Number: 12300-210-00-00-00000

<i>Source</i>	2015-17 Actuals	2017-19 Leg Adopted Budget	2017-19 Leg Approved Budget	2019-21 Agency Request Budget	2019-21 Governor's Budget	2019-21 Leg. Adopted Audit
<b>Lottery Funds</b>						
Interest Income	166,447	-	-	41,000	41,000	-
Transfer In - Intrafund	53,397,045	-	1,250,000	-	-	-
Transfer In Lottery Proceeds	-	-	-	55,064,724	-	-
Tsfr From Administrative Svcs	53,072,191	59,593,947	60,246,461	56,043,990	53,955,338	-
Transfer Out - Intrafund	(53,397,045)	-	(1,250,000)	-	-	-
Tsfr To Administrative Svcs	(3,000,371)	(3,230,382)	(3,230,382)	-	-	-
<b>Total Lottery Funds</b>	<b>\$50,238,267</b>	<b>\$56,363,565</b>	<b>\$57,016,079</b>	<b>\$111,149,714</b>	<b>\$53,996,338</b>	<b>-</b>
<b>Other Funds</b>						
Non-business Lic. and Fees	15	-	-	-	-	-
Charges for Services	87,748	237,000	237,000	237,000	237,000	-
Lottery Bonds	2,616,113	3,450,979	3,450,979	3,450,979	3,450,979	-
Interest Income	167,168	69,966	69,966	109,936	109,936	-
Loan Repayments	444,427	460,216	460,216	30,724,440	724,440	-
Other Revenues	768,604	3,488,839	3,643,875	13,117,385	8,893,940	-
Transfer In - Intrafund	4,010,280	4,287,607	4,287,607	5,494,653	4,287,607	-
Tsfr From Administrative Svcs	1,198,550	1,713,244	1,713,244	1,908,485	1,908,485	-
Tsfr From Transportation, Dept	980,632	4,401,745	4,401,745	1,561,487	1,561,487	-
Transfer Out - Intrafund	(1,678,344)	(208,846)	(208,846)	(339,208)	(339,208)	-
Tsfr To Administrative Svcs	(106,094)	-	-	-	-	-
Tsfr To Governor, Office of the	(723,200)	(773,200)	(773,200)	(848,200)	(848,200)	-
<b>Total Other Funds</b>	<b>\$7,765,899</b>	<b>\$17,127,550</b>	<b>\$17,282,586</b>	<b>\$55,416,957</b>	<b>\$19,986,466</b>	<b>-</b>
<b>Federal Funds</b>						
Federal Funds	1,037,874	-	706,463	1,140,453	917,925	-
Transfer In - Intrafund	87,470	-	-	-	-	-

\_\_\_\_ Agency Request  
2019-21 Biennium

  X   Governor's Budget  
Page \_\_\_\_\_

\_\_\_\_ Legislatively Adopted  
Detail of LF, OF, and FF Revenues - BPR012

**DETAIL OF LOTTERY FUNDS, OTHER FUNDS, AND FEDERAL FUNDS REVENUE**

Oregon Business Development Department  
2019-21 Biennium

Agency Number: 12300  
Cross Reference Number: 12300-210-00-00-00000

<i>Source</i>	2015-17 Actuals	2017-19 Leg Adopted Budget	2017-19 Leg Approved Budget	2019-21 Agency Request Budget	2019-21 Governor's Budget	2019-21 Leg. Adopted Audit
<b>Federal Funds</b>						
Transfer Out - Intrafund	(87,470)	-	-	-	-	-
<b>Total Federal Funds</b>	<b>\$1,037,874</b>	<b>-</b>	<b>\$706,463</b>	<b>\$1,140,453</b>	<b>\$917,925</b>	<b>-</b>
<b>Nonlimited Other Funds</b>						
Non-business Lic. and Fees	397	-	-	-	-	-
Charges for Services	403,961	400,000	400,000	400,000	400,000	-
Rents and Royalties	83,330	100,000	100,000	100,000	100,000	-
Interest Income	2,655,337	2,468,814	2,468,814	2,468,814	2,468,814	-
Loan Repayments	7,917,288	5,210,397	5,210,397	5,210,397	5,210,397	-
Other Revenues	12,000	18,000	18,000	18,000	18,000	-
Transfer In - Intrafund	5,000,000	-	-	-	-	-
Transfer Out - Intrafund	(7,173,320)	(3,780,630)	(3,780,630)	(3,780,630)	(3,780,630)	-
<b>Total Nonlimited Other Funds</b>	<b>\$8,898,993</b>	<b>\$4,416,581</b>	<b>\$4,416,581</b>	<b>\$4,416,581</b>	<b>\$4,416,581</b>	<b>-</b>

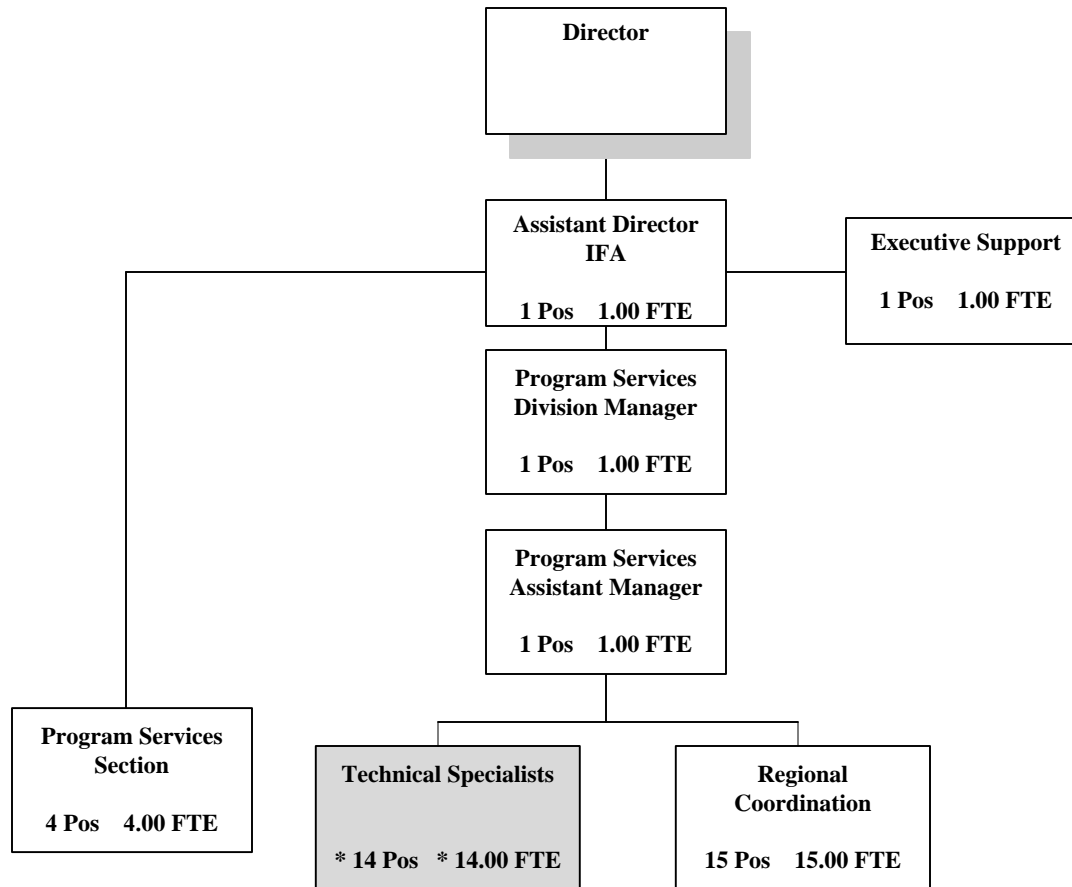
## **BUDGET NARRATIVE**

---

This Page Intentionally Left Blank

# Oregon Business Development Department

## Infrastructure Financing Division 2017-19 Legislatively Adopted Budget Total FTE 37.00

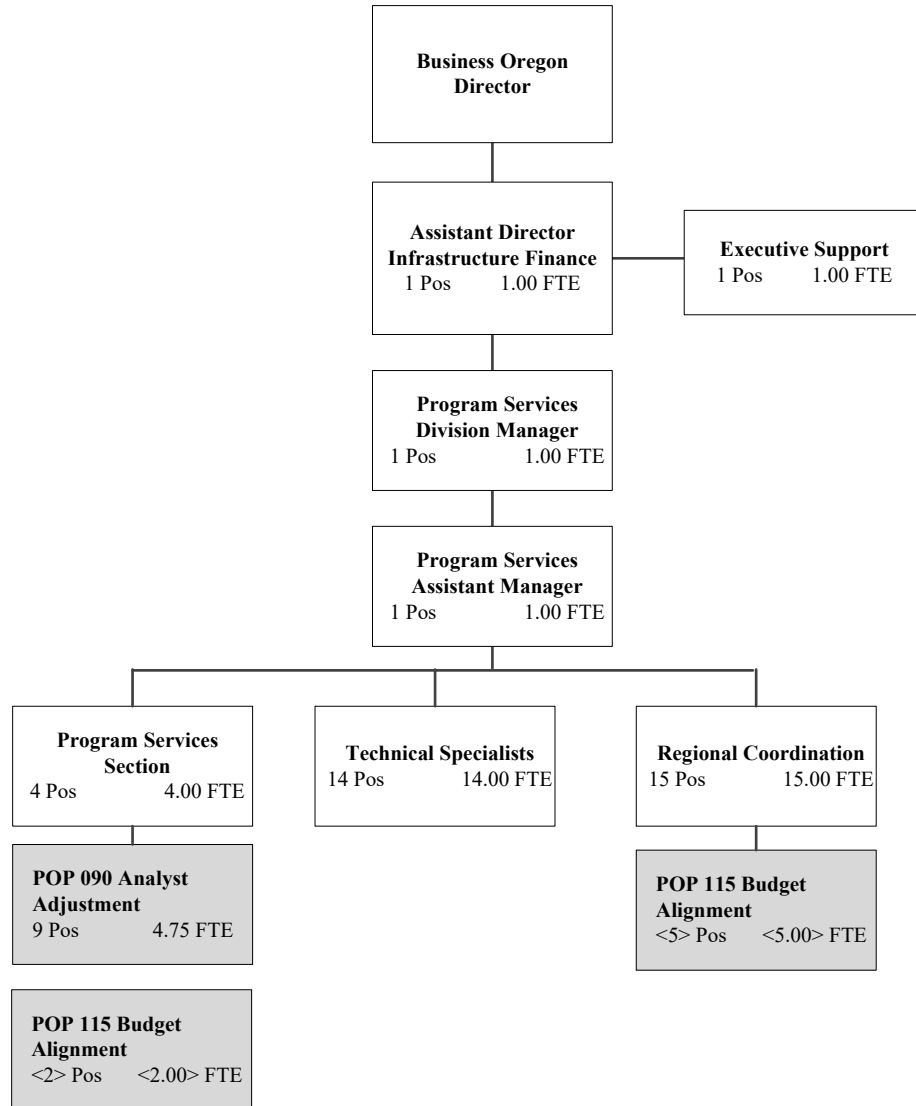


2017-19 Legislatively Adopted Budget

\* 2015-2017 LAB Changes: During the February 2016 session, OBDD Infrastructure Division received two new positions (PA 3 and AS 1) dedicated to the Seismic Rehabilitation program.

**Oregon Business Development Department**

**Infrastructure Finance Division  
2019–21 Governor's Budget Total  
FTE = 34.75**





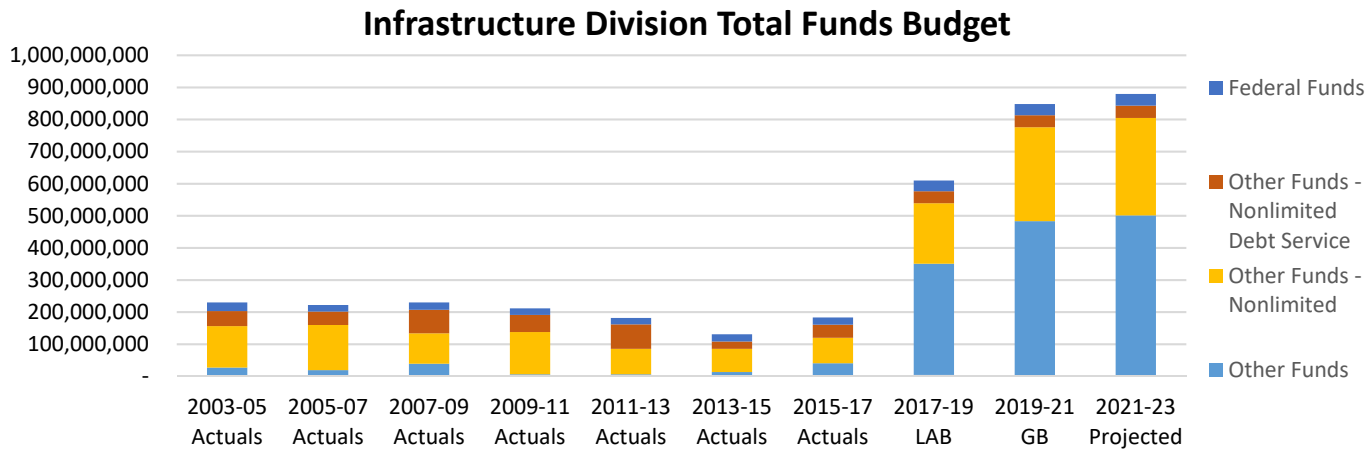
# BUDGET NARRATIVE

## Infrastructure Finance Division (IFD)

Primary Focus Area: Rural Prosperity  
 Secondary Focus Area: Jobs and Innovation  
 Program Contact: Chris Cummings, Assistant Director, Economic Development Division (503) 986-0158

### Program Overview

The IFD helps communities maintain and build infrastructure capacity that addresses public health, safety and compliance issues as well as support communities' ability to attract, retain and expand businesses. It achieves this mission through implementation of state and federal funding programs that primarily consist of revolving loan programs. With 87% of \$110 million in program funds awarded to rural communities in FY 2018, IFD programs are a primary source for the state's rural communities to access low-cost financing for vital public infrastructure projects.



### Program Funding Request

The IFD Governor's Budget for the 2019-21 biennium is \$847,857,289 total funds. The request includes lottery and general obligation bond sales that generate Lottery and General Fund Debt Service within the Department. This funding level will support the following IFD Programs: Special Public Works (SPWF); Water/Waste Water; Safe Drinking Water; Seismic Rehabilitation, Ports, Community Development Block Grant, Brownfields, Industrial Lands, and Regional Solutions (please see Program Description section). The non-limited Other Funds of represent the revolving loan portfolios and recapitalization of SPWF. The Other Fund debt service represents SPWF and Water/Waste Water Program loan

## BUDGET NARRATIVE

repayment. The Other Fund limitation supports the General Obligation bond sale proceeds for the Seismic Rehabilitation Grant program; interest earnings from the revolving loan funds supports staff and the operations of IFD Programs and the transfer from DEX to pay for testing and sampling related to the Portland Harbor cleanup. Federal fund authority is for the Community Development Block Grant and Brownfields Clean-up Fund.

	Lottery Funds	Other Funds	Other Funds Non-Limited	Other Funds Debt Service Non-Ltd	Federal Funds	Total Funds
<b>2019-21 IFA Governor's Budget</b>	\$3,123,819	\$480,342,967	\$292,380,314	\$37,131,696	\$34,878,493	\$847,857,289

### Program Description

IFD programs finance infrastructure projects primarily for municipal entities (cities, counties, ports, special districts, and recognized tribes), but also schools, emergency service providers and private sector companies, with loans or grants from revolved loan funds, federal funds, or special appropriations. As communities and entities identify projects, IFD staff work directly with applicants to develop preliminary proposals before proceeding to complete program applications. The divisions programs include:

Program	Description
Special Public Works Fund (SPWF)	Loans/grants for municipal infrastructure projects
Water/Wastewater Fund (WWF)	State funds for loans/grants to address regulatory compliance issues for public/private wastewater systems
Levee Allocation	Provides loans and grants to public/private entities for levee accreditation
Community Development Block Grant (CDBD)	Federal funds to rural communities for enhancement of economic opportunities and quality living environments for lower-income households
Safe Drinking Water Revolving Loan Fund (SDW)	Federal loans/grants to enable compliance with Safe Drinking Water Act
Seismic Rehabilitation Grants	State funds for seismic retrofit of schools/ emergency service facilities
Port Revolving Loan Fund	Planning/construction loans for infrastructure at Oregon's ports
Port Planning and Marketing Fund	Grants to assist ports with planning and marketing studies
Marine Navigation Improvement Fund	Loans/grants for projects that address marine navigation issues
Brownfields Program	State and federal funds for loans/grants to address site environmental remediation needs
Regional Infrastructure Fund	OBDD is the fiscal and program management agent for Regional Solutions projects including the Regional Infrastructure Fund and Local Economic Opportunity Fund

# BUDGET NARRATIVE

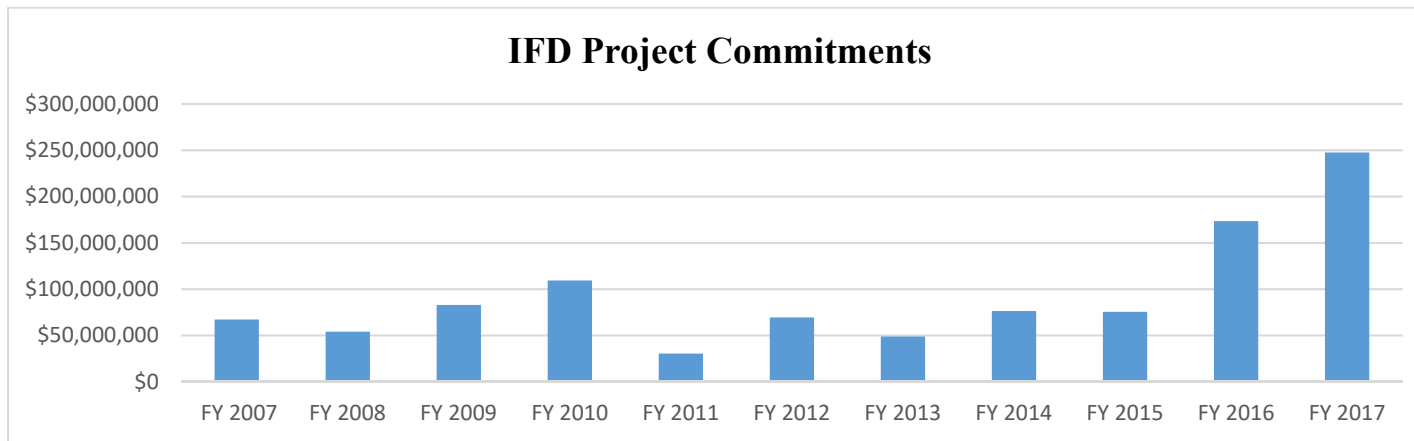
## Program Justification and Link to Long Term Outcomes

IFD helps execute primarily two of the Governor’s priority areas “Rural Prosperity and “Jobs and Innovation.” Seismic, brownfield and water/wastewater infrastructure funding assistance addresses structural and environmental issues necessary to support communities. Economic development is also more than business development, it entails the necessary infrastructure to enable a business to locate and thrive, as well as assets that contribute to community livability and the attraction and retention of workers. IFD programs enable communities to efficiently and effectively plan and execute infrastructure projects that set the stage for both job and business growth; hence, enabling the local, regional, and state economies, particularly rural communities, to prosper.

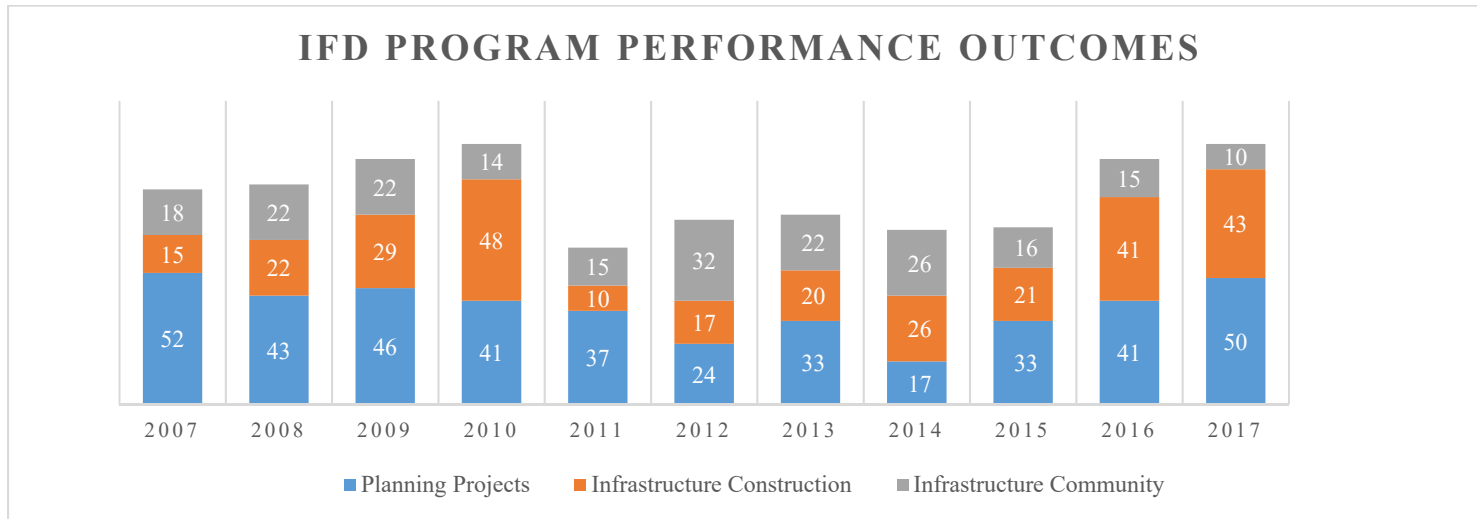
By working with communities across Oregon and other stakeholders such as Regional Solutions Teams, the IFD identifies a pipeline of projects and matches a variety of funding streams (internal and external) with those projects. The IFD tracks projects submitted for funding and works closely with funding partners to coordinate which projects are the best fit for specific funding sources.

## Program Performance

The different programs’ approved projects and dollar volume is the performance metric used to measure IFD activities. The IFD has implemented financial incentives to aid communities in addressing their needs since the recession and in this budget proposes additional project funding to address local needs.



# BUDGET NARRATIVE



The success of the program is dependent on IFD staff expertise and local government capacity. The IFD actively works with communities and stakeholders to increase local government capacity to ensure project success. Continued emphasis will be directed toward increasing rural administrative capacity as consistent with Business Oregon’s current strategic plan. To improve program performance, IFD utilizes Lean practices to continually improve project delivery and program offerings.

## **Enabling Legislation/Program Authorization**

The programs of the IFD are authorized by Oregon Revised Statutes 285A.185-285A.192, 285A.213, 285A.600 – 285A.732, 285B.410 - 285B.599, 285B.625-285B.642, 777.262-777.267, and 782. The programs are not mandated by the U.S. or Oregon Constitution; however some IFD programs are federally authorized and the state has elected to have IFD administer them (EPA Safe Drinking Water, EPA Brownfields and HUD Community Development Block Grant).

## **Funding Streams**

The IFD programs are revolving loan funds (Special Public Works Fund, Water/Wastewater Fund, Port Revolving Loan Fund, and Brownfields Redevelopment Fund), federal funds (EPA Safe Drinking Water, EPA Brownfields and HUD Community Development Block Grant) and infrequent special allocations of Lottery funds or one-time bond sales (historically this has included projects such as the Marine Navigation Improvement Fund and Regional Solutions). The IFD also receives general obligation bond revenues for the Seismic grant program. Oregon receives federal program allocations via a funding formula that prorates state allocations based upon the national allocation amount; federal funding has decreased in recent years. State match to federal programs (Safe Drinking Water, CDBG, and FEMA emergency grants) is provided by the Special Public Works Fund. Revolving loan funds have dedicated funding from repaid loans and interest earnings by statutorily identified accounts:

# BUDGET NARRATIVE

---

SPWF – ORS 285B.455; Water/Wastewater Fund – 285B.563; Port Revolving Fund – ORS 285A.708; Brownfields Redevelopment Fund – ORS 285A.188.

## **Significant Proposed Program Changes from 2017-19**

The following Policy Option Packages allow the state to continue to address aging infrastructure needs in rural Oregon by providing low-cost flexible funding to municipalities. IFD funding programs promote health, safety, and economic development primarily for Oregon’s rural areas where public financing is not often available at affordable levels. Without basic community infrastructure such as water, wastewater, transportation facilities, industrial lands, etc., rural communities will not be able to retain and grow businesses, construct workforce housing, and attract labor. IFD programs work in conjunction with external funding sources and other stakeholders to ensure that communities are able to advance.

### **POP 104: Special Public Works Fund (\$79.45 million Lottery Bonds OF-NL; \$6.1 million Lottery Funds Debt Service; \$1.2 million OF) – Modified**

The SPWF supports economic development, primarily in rural Oregon, by providing loans (and some grants) to communities to build or rebuild essential infrastructure including levees, water systems, sewer systems, fiber/broadband, and roads. SPWF leverages federal dollars by supporting the local match requirements for Safe Drinking Water, Community Development Block Grant programs, and FEMA emergency funding.

### **POP 107: Brownfields Redevelopment Fund (\$10.0 million Lottery Bonds; \$1.0 million Lottery Funds Debt Service; \$0.2 Other Funds)**

The Brownfield Redevelopment Fund provides primarily loans (and some grants) to communities to support industrial/employment lands readiness, affordable housing development, reuse of underutilized properties, and other community and public infrastructure investments. Environmental actions funded through this program must be linked to site redevelopment that facilitates economic development or community revitalization.

### **POP 108: Regionally Significant Industrial Site (RSIS) Loan Fund (~~\$5.0 million Lottery Bonds; \$0.5 million Lottery Funds Debt Service; \$0.1 Other Funds~~) – Not Funded**

In Oregon there is a shortage of shovel-ready industrial sites. Capitalization of the RSIS loan fund will enable Business Oregon to help expand the supply and readiness of shovel-ready industrial sites, leading to job creation and improving local economies. There are 17 potential sites across the state that have expressed interest in applying for the loan program, if funded.

### **POP 109: Marine Port System Plan (~~\$750,000 Lottery Funds~~) -- Not Funded**

Business Oregon is requesting funding for the creation of a Marine Modal Transportation Plan (MMTP) to assist with identifying global needs, issues, and opportunities related to efficient use of Oregon’s marine and port system. Additionally, the MMTP will allow the state to build a comprehensive investment strategy consistent with statewide planning goals for the 20-year planning horizon. This MMTB would be consistent with the Oregon Transportation Plan and was identified as a need in the recent Transportation Funding Package.

# BUDGET NARRATIVE

---

**POP 110: Regional Infrastructure Fund (\$15.0 million Lottery Bonds (\$7.5 million OF; \$7.5 million OF-NL); \$1.5 million Lottery Funds Debt Service; \$0.3 Other Funds) – Modified**

The Governor’s approach to community and economic development recognizes the unique needs of each Oregon region, and the importance of working locally to identify priorities, solve problems, and seize opportunities to get projects done. Through Regional Solutions, state resources have been strategically aligned throughout Oregon to accomplish these goals through Regional Solutions Advisory Committees, Centers, and Teams. This alignment serves and supports the unique economic and community development needs of each region, and the regional boundaries have been strategically aligned with the 11 federally designated Economic Development Districts.

**POP 113: Marine Navigation Improvement Fund (~~\$5.0 million Lottery Bonds; \$0.5 million Lottery Funds Debt Service; \$0.1 Other Funds~~) -- Not Funded**

This request is for Lottery Bond funds necessary to replenish the Marine Navigation Improvement Fund (MINF) for potential future emergency dredging of Oregon’s ports. Business Oregon assists Oregon ports by transferring funds directly to the U.S. Army Corps of Engineers (USACE) to perform dredging in federal waterways if federal funding is not appropriated.

**POP 114: Seismic Rehabilitation Grant Program (\$121.2 million General Obligation Bonds; \$9.0 million General Fund Debt Service) – Modified**

This program provides grants to K-12 schools, community colleges and emergency services buildings (first responders) to retrofit facilities to life safety/immediate occupancy standards. Funding for this program within the past two biennia have been fully utilized. , This program is an integral part of assuring infrastructure stability and public safety both during and after natural events.

**POP 115: Budget Alignment (~~(\$1,383,779) Other Funds; (\$138,317) Federal Funds~~) -- Modified**

The purpose of this policy option package is to implement the 2016 effort to align organizational resources to achieve its strategic plan. Specifically, the department’s goals were to:

- enhance service delivery to better meet the needs of our customers and stakeholders;
- break down internal division silos, particularly between existing business development and infrastructure teams, and establish a cohesive agency framework; and
- increase operational flexibility related to managing within budget constraints and maximizing economic development opportunities.

# BUDGET NARRATIVE

---

## *Infrastructure Finance Division*

### *Program Description*

#### **Purpose, customers, and source of funding**

The Infrastructure Finance Division, (IFD) helps communities build infrastructure capacity by providing funding for community infrastructure facilities. Types of projects include, but are not limited to water and wastewater systems, brownfield remediation, downtown improvements, seismic rehabilitation, industrial land development, port improvements, etc. IFD projects help improve community health and safety, as well as, address key infrastructure needs that promote and encourage economic development activities through implementation and administration of various state and federal funding programs. IFD funds primarily involve revolving loan programs that offer market rate or below long-term financing.

The IFD includes the statutorily established Infrastructure Finance Authority (IFA) and the programs under its administration (Special Public Works Fund, Safe Drinking Water revolving Loan Fund, Ports Funds, and Community Development Block Grants). IFD Programs are funded by Other Funds (initially proceeds from Lottery-backed bond sales, and revolving principal and interest payments) and Federal Funds. The IFD's customers primarily include Oregon cities, counties, ports, special districts, and the nine federally recognized Indian tribes. Depending on program area, customers can also include public schools, emergency service providers, and private sector companies. With 87% of \$110 million in program funds awarded to rural communities in FY 2018, IFD programs are a primary source for the state's rural communities to access low-cost financing for vital public infrastructure projects.

#### **Activities, programs, and issues in the program unit base budget:**

IFD programs address public health, safety and compliance issues or create capacity in the local community to promote economic development. The IFD additionally includes programs to address seismic safety in public schools and emergency service buildings, industrial land development and environmental hazard mitigation. All IFD programs receive guidance from policy specialists on staff, and funded projects are developed and monitored by regional coordinators that cover the geographically diverse areas of the state. The programs include:

#### ***Special Public Works Fund (SPWF)***

Provides market rate (or below) loans and grants for municipal infrastructure and other facilities that support economic and community development. Loans and grants are available for planning, designing, and constructing municipal facilities such as water/wastewater/storm systems; port facilities; roadways and rail; industrial sites and utilities; essential public buildings (police and fire); airport facilities; and telecom systems. SPWF also supports state match requirements for the federal Community Development Block Grant and Safe Drinking Water Revolving Loan Fund programs. SPWF additionally provides grant funding for local match (25%) for FEMA emergency assistance to municipalities, as well as, grants and loans for levee projects throughout the state.

# BUDGET NARRATIVE

---

## ***Water/Waste Water Fund (W/WWF)***

Provides market rate (or below) loans and grants for municipal design and construction of public infrastructure needed to ensure compliance with the Safe Drinking Water Act or the Clean Water Act. Eligible facilities include water source development, treatment, storage/distribution projects, or wastewater collection and treatment systems.

## ***Safe Drinking Water Revolving Loan Fund***

Provides below-market loans and grants for the construction or improvement of public and private water systems to address regulatory compliance issues. The state receives an annual federal grant allocation. Eligible activities include: engineering, construction and/or installation of system improvements for water intake, filtration, treatment, storage, and transmission. The federal program requires a 20% state match that is provided via the SPWF.

## ***Community Development Block Grant (CDBG)***

Uses federal funds to provide rural non-metropolitan cities and counties with grants to develop economic opportunities and create suitable living environments for lower-income households. The program funds projects such as water/wastewater improvements, community facilities (homeless shelters, food banks, libraries, and medical clinics), housing rehabilitation and micro-enterprise training. The only match requirement is for administration costs and is a 1:1 match with state match provided via SPWF.

## ***Ports Program***

Collectively the Port Revolving Loan Fund, the Port Planning and Marketing Fund, and the Marine Navigation Improvement Fund make up the Ports Program. These programs are designed to support Oregon Ports as a major contributor to Oregon's economy.

The Port Revolving Loan Fund: Provides planning and construction loans for facilities and infrastructure that promote the maritime shipping, aviation, and commercial/industrial activities. Funding may be used for port facilities, infrastructure or port-located business improvements including water-oriented facilities, industrial parks, airports and commercial/industrial buildings.

The Port Planning & Marketing Fund: Provides grants to assist ports in conducting planning or marketing studies relating to the expansion of port commerce activity. Eligible planning or marketing projects must ultimately diversify the economy, develop new or emerging industry, or redevelop public facilities.

The Marine Navigation Improvement Fund: Provides grants and loans for three categories of projects: 1) Federally authorized marine channels; 2) Non-federally authorized projects that are smaller and associated with a federal channel; 3) Activities associated with the state-owned dredge.



# BUDGET NARRATIVE

---

## ***Seismic Rehabilitation Grant Program***

Provides funding for the seismic rehabilitation of public schools and emergency services facilities. Public K-12 school districts, community colleges and education service districts are eligible for the grant program. In addition, emergency services facilities with the emphasis on first responder buildings, i.e., hospital buildings with acute inpatient care facilities, fire stations, police stations, sheriff's offices, 9-1-1 centers and Emergency Operations Centers are also eligible for the grant program.

## ***Regional Infrastructure Fund***

Oregon Business Development Department is the fiscal agent for Regional Solutions project funding provided via the Regional Infrastructure Fund. The Infrastructure Finance Division provides the administrative oversight of the funds including contract management.

## ***Brownfields Program***

Combines state and federal funding to offer low-interest loans with flexible terms or grants to private individuals, local governments and non-profit organizations to determine the impact of brownfields in their community as well as to complete the evaluation and cleanup of brownfields.

## ***Industrial Lands***

This suite of programs has three key areas that it supports: site certifications, development, and site readiness.

## ***Industrial Site Certification Program***

The program is a tool that allows site owners and communities to assess the development readiness of their industrial sites. This program certifies industrial lands as “shovel ready” (i.e. providing assurance that a site can be developed in 180 days or less) or “pre-certified” (sites that still have site readiness issues) for specific industry profiles, saving prospective companies significant cost, time and risk with development opportunities.

## ***Oregon Industrial Development***

In order to advance critical job creation and economic development activities, industrial development must occur without lengthy approval processes through multiple agencies. The Oregon Legislature reviewed the permit processes at state agencies, passed Senate Bill 766 in the 2011 legislative session, and created a process where agencies work together to meet a 120-day timeline.

To oversee this process, the Economic Recovery Review Council (ERRC) was created to administer two programs. Based on notice from the Department of Revenue, the program sunset in January 2018. Existing designations will continue. The programs include:

Regionally Significant Industrial Areas—Designates between five and 15 areas planned and zoned for industrial use that have potential long-term job creation and meet legislatively defined criteria. To date, eight areas have requested the designation and were approved by the ERRC, with some approvals conditional on meeting specific requirements.

# BUDGET NARRATIVE

---

Industrial Development Projects of State Significance—Up to 10 projects per biennium may be subjected to an expedited process when job creation, wage and other criteria are met. To date, no projects have requested this program.

## ***Oregon Industrial Site Readiness***

The 2013 Legislature authorized the creation of Regionally Significant Industrial Sites (RSIS) program. The governing statutes and rules have been revised over the past few years, but most recently the rules were suspended on November 28, 2017, a notice of proposed rulemaking were filed on January 16, 2018, and final rules were filed with the Secretary of the State's office on April 17, 2018. To date, one site has been designated. Staff is working with 18 potential sites across the state that are in various stages of applying for this program.

The program established two types of assistance to public entities (project sponsors) preparing sites for industrial development: Tax reimbursement arrangements, and loans to qualified project sponsors for development of certified regionally significant industrial sites. No funding has been appropriated for loans under the program.

Also passed during the 2013 Legislature, SB253 established two additional programs to support site readiness and prioritize industrial development within Regions, by providing grants\* to: conduct regional inventories; prepare site assessments, and site preparation.

\* No funding has been appropriated for grants under the program. Internally the Department has completed a state-wide inventory to assist regional and local partners.

## **Important background information for decision makers:**

IFD programs protect the health and safety of Oregon's citizens by improving the state's water and waste water systems; provide for increased well-being of individuals through improved community facilities and programs; and provide support for local communities' ability to attract, retain and expand businesses and business opportunities. The following issues need to be considered for future success of the IFD programs:

1. ***Capitalize funding for public works infrastructure statewide.*** The present system must have sufficient resources to address ever increasing and changing statewide infrastructure needs. As the state's economy continues to grow, communities are increasingly dedicating resources to address substandard, outdated and insufficient infrastructure. The Department's commitments for funding in FY 2018 have remained steady with the 2015-2017 biennium when the division realized record awards. The IFD continues to fund projects where planning funds were awarded during the economic downturn. The IFD anticipates this trend will continue and additional capitalization of the SPWF will allow the division to continue to serve the infrastructure needs of Oregon's communities.

# BUDGET NARRATIVE

---

2. ***Prevent ending balance fund sweeps.*** Reducing already undercapitalized funds to cover budget deficits inhibits the ability of the IFD to award monies to local communities with greatest need. Most IFD funds are federal or Lottery bond and are dedicated for their intended use.
3. ***Meet rural project management capacity needs.*** Rural and small communities’ statewide struggle to meet the development and management responsibilities associated with capital construction projects. Continuous training and assistance is needed to ensure smooth project management.
4. ***Bolster Port’s regional economic development role.*** Ports are a vital element of local communities’ and the state’s economic development efforts. Funding and technical expertise to meet ports’ unique development opportunities, whether a small or large port, is needed to further stimulate local economies. Furthermore, the Governor’s Transportation Visional Panel also recognized the importance of Oregon’s ports specifically noting that a marine transportation system plan and investment strategy is a critical element to assist with improved integration of Oregon’s marine transportation network into the overall freight system.
5. ***Improve land readiness and redevelopment opportunities.*** Maintain and improve Oregon’s competitive advantage for business expansion and recruitment on industrial sites and employment lands through education, programs, interagency collaboration, strategies, and marketing. Most “low-hanging” sites have already been shovel ready certified. Oregon will need to investigate innovative funding and certification techniques to continue to add to the list of available sites.

## **Revenue sources and proposed revenue changes:**

Other Funds from loan principal and interest repayments; investment interest earnings; revenue, Lottery and general obligation bond proceeds; and pass-through funds received from Oregon Health Authority for the Safe Drinking Water program. Federal Funds are received for the Community Development Block Grant (CDBG) program from Housing and Urban Development (HUD) and the Brownfields program from the Environmental Protection Agency (EPA). Lottery funds support Seismic administration, Industrial Lands and Broadband.

## **New Legislative Concepts (LC) that apply to the program unit:**

### **SB034 (Legislative Concept 424):**

SB034 proposes amendments to the Regionally Significant Industrial Sites program to allow for private parties to be reimbursed for industrial land expenses.

# BUDGET NARRATIVE

2019-21 Governor's Budget										
Infrastructure Financing										
Description	General Fund	Lottery Funds	Other Funds	Other Funds Non-Limited	Other Funds Debt Service Non-Limited	Federal Funds	Total Funds	POS	FTE	
<b>Base Budget</b>	\$ 2,000,000	\$ 2,654,317	\$ 346,513,253	\$ 195,435,554	\$ 37,131,696	\$ 33,773,793	\$ 617,508,613	37	37.00	
<b>Current Service Level Packages</b>	-									
Pkg. 010 - Non-PICS Psnl Svc/Vacancy Factor	-	(18,421)	115,253			(61)	96,771	-	-	
Pkg. 021 - Phase-In	-		171,559,500				171,559,500	-	-	
Pkg. 022 - Phase-Out Prgm & One-time Costs	(2,000,000)	(1,000,000)	(153,940,500)				(156,940,500)	-	-	
Pkg. 031 - Standard Inflation	-	123,236	7,271,928			1,244,536	8,639,700	-	-	
Pkg. 032 - Above Standard Inflation			-	-	-		-	-	-	
Pkg. 060 - Technical Adjustments			-	-	-		-	-	-	
<b>Total Current Service Level Packages</b>	\$ (2,000,000)	\$ (895,185)	\$ 25,006,181	\$ -	\$ -	\$ 1,244,475	\$ 23,355,471	-	-	
<b>Total Current Service Level (CSL)</b>	\$ -	\$ 1,759,132	\$ 371,519,434	\$ 195,435,554	\$ 37,131,696	\$ 35,018,268	\$ 640,864,084	37	37.00	
<b>Policy Packages</b>										
<b>Policy Option Packages</b>										
Pkg 090 -- Analyst Adjustment	-	1,367,735	(20,262,060)				(18,894,325)	9	4.75	
Pkg 091 - Statewide Adjustment DAS Charges		(2,156)	(13,802)				(15,958)			
Pkg 092 - Statewide Attorney General Adjustment		(892)	(5,376)	(5,240)		(1,458)	(12,966)			
Pkg 104 - Special Public Works Fund (Modified)			1,202,003	79,450,000			80,652,003			
Pkg 107 - Brownfields Redevelopment Fund			244,188	10,000,000			10,244,188			
Pkg 108 - Reg Significant Industrial Site Loan Fund (Not Funded)							-			
Pkg 109 - Marine Port System Plan (Not Funded)							-			
Pkg 110 - Regional Infrastructure Fund (Modified)			7,780,256	7,500,000			15,280,256			
Pkg 113 - Marine Navigation Improvement Fund (Not Funded)							-			
Pkg 114 - Seismic Rehab Grant Program			121,240,000				121,240,000			
Pkg 115 - Budget Alignment			(1,361,676)			(138,317)	(1,499,993)	(7)	(7.00)	
<b>Total Policy Packages</b>	\$ -	\$ 1,364,687	\$ 108,823,533	\$ 96,944,760	\$ -	\$ (139,775)	\$ 206,993,205	\$ 2	\$ (2.25)	
<b>Governor's Budget</b>	\$ -	\$ 3,123,819	\$ 480,342,967	\$ 292,380,314	\$ 37,131,696	\$ 34,878,493	\$ 847,857,289	39	34.75	

## Essential Packages

Essential packages include budget adjustments needed to bring the base budget to Current Service Level, the calculated cost of continuing legislatively-approved programs into the 2019-21 biennium.

# BUDGET NARRATIVE

---

## ***010 - Non-PICS Personal Services/Vacancy Factor***

This package includes standard inflation of 3.8% on such non-PICS items as overtime, differential, temporary appointments and unemployment assessment, including OPE associated with them. The vacancy factor calculation projects budget changes related to staff turnover and position vacancies during the 2017-19 biennium.

## ***021 - Phase-In***

This package includes spending authority for the amount of funds expected to carry-forward from the 2017-19 biennium into the 2019-21 biennium. This amount is comprised of:

### Other Funds Limitation

- Phase in Port of Coos Bay \$40,000,000
- Phase in Regional Infrastructure bond proceeds \$6,900,0000 from 2017 and 2019 bond sales
- Phase in Seismic - bond proceed \$124,659,500 from 2017, 2018 and 2019 bond sales

## ***022 - Phase-Out***

This package is used to phase out decreased cost resulting from the elimination of pilot programs, and other one-time costs that will not be funded in the 2015-17 biennium. It is also used to remove excess/empty limitation. This package includes:

### General Fund

- Removes one-time funding for Crescent Sanitary District \$2,000,000

### Lottery Funds

- Removes one-time costs for Port of Cascades \$500,000
- Removes one-time costs for City of Warrenton \$500,000

### Other Funds limitation

- Phase-Out costs for Port of Coos Bay \$5,000,000
- Phase-Out costs from Seismic Bonds \$148,940,500

## ***031 - Inflation & Price List Adjustments***

This package includes a 3.7% increase for biennial general inflation; a 13.14% increase for Attorney General (AG) services; and a 6.9% increase for facilities rent. This package also includes changes to State Government Services Charges (SGSC) for the 2017-19 biennium.

# BUDGET NARRATIVE

---

## Policy Option Packages

### *POP 090: Analyst Adjustments*

This package reduces the amount of Lottery Bonds (Other Funds) issued for the International Port of Coos Bay from \$40 million to \$20 million as well as reduces Other Funds limitation for the cost of issuance. This package also increases Lottery Funds limitation for the creation of the Broadband Office (nine positions/4.75 FTE) and for a grant to Levee Ready Columbia.

### *POP 091: Statewide Adjustment for Department of Administrative (DAS) Charges*

This package represents changes to the State Government Service Charges and DAS pricelist charges for services made for the Governor's Budget.

### *POP 092: Statewide Attorney General (AG) Charges*

This package reduces Attorney General rates by 5.95 percent to reflect changes from the Governor's Budget.

### **POP 104: Special Public Works Fund (\$79.45 million Lottery Bonds OF-NL; \$6.1 million Lottery Funds Debt Service; \$1.2 million OF) – Modified**

The SPWF supports economic development, primarily in rural Oregon, by providing loans (and some grants) to communities to build or rebuild essential infrastructure including levees, water systems, sewer systems, fiber/broadband, and roads. SPWF leverages federal dollars by supporting the local match requirements for Safe Drinking Water, Community Development Block Grant programs, and FEMA emergency funding.

### **POP 107: Brownfields Redevelopment Fund (\$10.0 million Lottery Bonds; \$1.0 million Lottery Funds Debt Service; \$0.2 Other Funds)**

The Brownfield Redevelopment Fund provides primarily loans (and some grants) to communities to support industrial/employment lands readiness, affordable housing development, reuse of underutilized properties, and other community and public infrastructure investments. Environmental actions funded through this program must be linked to site redevelopment that facilitates economic development or community revitalization.

### **POP 108: Regionally Significant Industrial Site (RSIS) Loan Fund (~~\$5.0 million Lottery Bonds; \$0.5 million Lottery Funds Debt Service; \$0.1 Other Funds~~) – Not Funded**

In Oregon there is a shortage of shovel-ready industrial sites. Capitalization of the RSIS loan fund will enable Business Oregon to help expand the supply and readiness of shovel-ready industrial sites, leading to job creation and improving local economies. There are 17 potential sites across the state that have expressed interest in applying for the loan program, if funded.

### **POP 109: Marine Port System Plan (~~\$750,000 Lottery Funds~~) -- Not Funded**

Business Oregon is requesting funding for the creation of a Marine Modal Transportation Plan (MMTP) to assist with identifying global needs, issues, and opportunities related to efficient use of Oregon's marine and port system. Additionally, the MMTP will allow the state to build a comprehensive investment strategy consistent with statewide planning goals for the 20-year planning horizon. This MMTB would be consistent with the Oregon Transportation Plan and was identified as a need in the recent Transportation Funding Package.

# BUDGET NARRATIVE

---

**POP 110: Regional Infrastructure Fund (\$15.0 million Lottery Bonds (\$7.5 million OF; \$7.5 million OF-NL); \$1.5 million Lottery Funds Debt Service; \$0.3 Other Funds) – Modified**

The Governor’s approach to community and economic development recognizes the unique needs of each Oregon region, and the importance of working locally to identify priorities, solve problems, and seize opportunities to get projects done. Through Regional Solutions, state resources have been strategically aligned throughout Oregon to accomplish these goals through Regional Solutions Advisory Committees, Centers, and Teams. This alignment serves and supports the unique economic and community development needs of each region, and the regional boundaries have been strategically aligned with the 11 federally designated Economic Development Districts.

**POP 113: Marine Navigation Improvement Fund (~~\$5.0 million Lottery Bonds; \$0.5 million Lottery Funds Debt Service; \$0.1 Other Funds~~) -- Not Funded**

This request is for Lottery Bond funds necessary to replenish the Marine Navigation Improvement Fund (MINF) for potential future emergency dredging of Oregon’s ports. Business Oregon assists Oregon ports by transferring funds directly to the U.S. Army Corps of Engineers (USACE) to perform dredging in federal waterways if federal funding is not appropriated.

**POP 114: Seismic Rehabilitation Grant Program (\$121.2 million General Obligation Bonds; \$9.0 million General Fund Debt Service) – Modified**

This program provides grants to K-12 schools, community colleges and emergency services buildings (first responders) to retrofit facilities to life safety/immediate occupancy standards. Funding for this program within the past two biennia have been fully utilized. , This program is an integral part of assuring infrastructure stability and public safety both during and after natural events.

**POP 115: Budget Alignment (~~(\$1,383,779) Other Funds; (\$138,317) Federal Funds~~) -- Modified**

The purpose of this policy option package is to implement the 2016 effort to align organizational resources to achieve its strategic plan. Specifically, the department’s goals were to:

- enhance service delivery to better meet the needs of our customers and stakeholders;
- break down internal division silos, particularly between existing business development and infrastructure teams, and establish a cohesive agency framework; and
- increase operational flexibility related to managing within budget constraints and maximizing economic development opportunities.

**ESSENTIAL AND POLICY PACKAGE FISCAL IMPACT SUMMARY**

Oregon Business Development Department  
 Pkg: 010 - Non-PICS Psnl Svc / Vacancy Factor

Cross Reference Name: Infrastructure  
 Cross Reference Number: 12300-300-00-00-00000

<i>Description</i>	General Fund	Lottery Funds	Other Funds	Federal Funds	Nonlimited Other Funds	Nonlimited Federal Funds	All Funds
<b>Revenues</b>							
Lottery Bonds	-	-	-	-	-	-	-
Federal Funds	-	-	-	-	-	-	-
Transfer In - Intrafund	-	-	-	-	-	-	-
Tsfr From Administrative Svcs	-	(18,421)	-	-	-	-	(18,421)
<b>Total Revenues</b>	-	<b>(\$18,421)</b>	-	-	-	-	<b>(\$18,421)</b>
<b>Personal Services</b>							
Pension Obligation Bond	-	5,211	21,670	3,347	-	-	30,228
Unemployment Assessments	-	-	3,563	-	-	-	3,563
Mass Transit Tax	-	(461)	2,386	-	-	-	1,925
Vacancy Savings	-	(23,171)	87,634	(3,408)	-	-	61,055
<b>Total Personal Services</b>	-	<b>(\$18,421)</b>	<b>\$115,253</b>	<b>(\$61)</b>	-	-	<b>\$96,771</b>
<b>Services &amp; Supplies</b>							
State Gov. Service Charges	-	-	-	-	-	-	-
<b>Total Services &amp; Supplies</b>	-	-	-	-	-	-	-
<b>Capital Outlay</b>							
Recreational Equipment	-	-	-	-	-	-	-
<b>Total Capital Outlay</b>	-	-	-	-	-	-	-



**ESSENTIAL AND POLICY PACKAGE FISCAL IMPACT SUMMARY**

Oregon Business Development Department  
 Pkg: 010 - Non-PICS Psnl Svc / Vacancy Factor

Cross Reference Name: Infrastructure  
 Cross Reference Number: 12300-300-00-00-00000

<i>Description</i>	General Fund	Lottery Funds	Other Funds	Federal Funds	Nonlimited Other Funds	Nonlimited Federal Funds	All Funds
<b>Special Payments</b>							
Dist to Counties	-	-	-	-	-	-	-
<b>Total Special Payments</b>	-	-	-	-	-	-	-
<b>Total Expenditures</b>							
Total Expenditures	-	(18,421)	115,253	(61)	-	-	96,771
<b>Total Expenditures</b>	-	( <b>\$18,421</b> )	<b>\$115,253</b>	<b>(\$61)</b>	-	-	<b>\$96,771</b>
<b>Ending Balance</b>							
Ending Balance	-	-	(115,253)	61	-	-	(115,192)
<b>Total Ending Balance</b>	-	-	<b>(\$115,253)</b>	<b>\$61</b>	-	-	<b>(\$115,192)</b>

**ESSENTIAL AND POLICY PACKAGE FISCAL IMPACT SUMMARY**

Oregon Business Development Department  
 Pkg: 021 - Phase - In

Cross Reference Name: Infrastructure  
 Cross Reference Number: 12300-300-00-00-00000

<i>Description</i>	General Fund	Lottery Funds	Other Funds	Federal Funds	Nonlimited Other Funds	Nonlimited Federal Funds	All Funds
<b>Revenues</b>							
General Fund Obligation Bonds	-	-	-	-	-	-	-
Lottery Bonds	-	-	-	-	-	-	-
<b>Total Revenues</b>	-	-	-	-	-	-	-
<b>Special Payments</b>							
Dist to Other Gov Unit	-	-	61,250,000	-	-	-	61,250,000
Dist to Local School Districts	-	-	110,309,500	-	-	-	110,309,500
<b>Total Special Payments</b>	-	-	<b>\$171,559,500</b>	-	-	-	<b>\$171,559,500</b>
<b>Total Expenditures</b>							
Total Expenditures	-	-	171,559,500	-	-	-	171,559,500
<b>Total Expenditures</b>	-	-	<b>\$171,559,500</b>	-	-	-	<b>\$171,559,500</b>
<b>Ending Balance</b>							
Ending Balance	-	-	(171,559,500)	-	-	-	(171,559,500)
<b>Total Ending Balance</b>	-	-	<b>(\$171,559,500)</b>	-	-	-	<b>(\$171,559,500)</b>

**ESSENTIAL AND POLICY PACKAGE FISCAL IMPACT SUMMARY**

Oregon Business Development Department  
 Pkg: 022 - Phase-out Pgm & One-time Costs

Cross Reference Name: Infrastructure  
 Cross Reference Number: 12300-300-00-00-00000

<i>Description</i>	General Fund	Lottery Funds	Other Funds	Federal Funds	Nonlimited Other Funds	Nonlimited Federal Funds	All Funds
<b>Revenues</b>							
General Fund Appropriation	(2,000,000)	-	-	-	-	-	(2,000,000)
General Fund Obligation Bonds	-	-	-	-	-	-	-
Lottery Bonds	-	-	-	-	-	-	-
Tsfr From Administrative Svcs	-	(1,000,000)	-	-	-	-	(1,000,000)
<b>Total Revenues</b>	<b>(\$2,000,000)</b>	<b>(\$1,000,000)</b>	<b>-</b>	<b>-</b>	<b>-</b>	<b>-</b>	<b>(\$3,000,000)</b>
<b>Special Payments</b>							
Dist to Other Gov Unit	(2,000,000)	(1,000,000)	(39,250,000)	-	-	-	(42,250,000)
Dist to Local School Districts	-	-	(114,690,500)	-	-	-	(114,690,500)
<b>Total Special Payments</b>	<b>(\$2,000,000)</b>	<b>(\$1,000,000)</b>	<b>(\$153,940,500)</b>	<b>-</b>	<b>-</b>	<b>-</b>	<b>(\$156,940,500)</b>
<b>Total Expenditures</b>							
Total Expenditures	(2,000,000)	(1,000,000)	(153,940,500)	-	-	-	(156,940,500)
<b>Total Expenditures</b>	<b>(\$2,000,000)</b>	<b>(\$1,000,000)</b>	<b>(\$153,940,500)</b>	<b>-</b>	<b>-</b>	<b>-</b>	<b>(\$156,940,500)</b>
<b>Ending Balance</b>							
Ending Balance	-	-	153,940,500	-	-	-	153,940,500
<b>Total Ending Balance</b>	<b>-</b>	<b>-</b>	<b>\$153,940,500</b>	<b>-</b>	<b>-</b>	<b>-</b>	<b>\$153,940,500</b>

**ESSENTIAL AND POLICY PACKAGE FISCAL IMPACT SUMMARY**

Oregon Business Development Department  
 Pkg: 031 - Standard Inflation

Cross Reference Name: Infrastructure  
 Cross Reference Number: 12300-300-00-00-00000

<i>Description</i>	General Fund	Lottery Funds	Other Funds	Federal Funds	Nonlimited Other Funds	Nonlimited Federal Funds	All Funds
<b>Revenues</b>							
Other Revenues	-	-	-	-	-	-	-
Federal Funds	-	-	-	-	-	-	-
Transfer In - Intrafund	-	-	-	-	-	-	-
Tsfr From Administrative Svcs	-	123,236	-	-	-	-	123,236
<b>Total Revenues</b>	-	<b>\$123,236</b>	-	-	-	-	<b>\$123,236</b>

**Services & Supplies**

Instate Travel	-	493	5,286	1,441	-	-	7,220
Out of State Travel	-	162	1,792	956	-	-	2,910
Employee Training	-	197	1,630	507	-	-	2,334
Office Expenses	-	283	2,229	1,594	-	-	4,106
Telecommunications	-	348	1,152	63	-	-	1,563
State Gov. Service Charges	-	104,469	203,971	-	-	-	308,440
Data Processing	-	-	127	151	-	-	278
Publicity and Publications	-	55	1,333	1,496	-	-	2,884
Professional Services	-	4,151	31,964	10,158	-	-	46,273
IT Professional Services	-	-	93	-	-	-	93
Attorney General	-	2,513	15,145	4,107	-	-	21,765
Employee Recruitment and Develop	-	1	273	208	-	-	482
Dues and Subscriptions	-	20	573	644	-	-	1,237
Facilities Rental and Taxes	-	873	11,103	2,129	-	-	14,105
Agency Program Related S and S	-	-	353	1,600	-	-	1,953
Other Services and Supplies	-	-	99,656	-	-	-	99,656
Expendable Prop 250 - 5000	-	171	1,289	1,821	-	-	3,281

Agency Request  
 2019-21 Biennium

Governor's Budget  
 Page \_\_\_\_\_

Legislatively Adopted  
 Essential and Policy Package Fiscal Impact Summary - BPR013

**ESSENTIAL AND POLICY PACKAGE FISCAL IMPACT SUMMARY**

Oregon Business Development Department  
 Pkg: 031 - Standard Inflation

Cross Reference Name: Infrastructure  
 Cross Reference Number: 12300-300-00-00-00000

<i>Description</i>	General Fund	Lottery Funds	Other Funds	Federal Funds	Nonlimited Other Funds	Nonlimited Federal Funds	All Funds
<b>Services &amp; Supplies</b>							
IT Expendable Property	-	-	205	-	-	-	205
<b>Total Services &amp; Supplies</b>	-	<b>\$113,736</b>	<b>\$378,174</b>	<b>\$26,875</b>	-	-	<b>\$518,785</b>
<b>Special Payments</b>							
Dist to Cities	-	-	-	780,162	-	-	780,162
Dist to Counties	-	-	-	340,607	-	-	340,607
Dist to Other Gov Unit	-	9,500	1,467,373	-	-	-	1,476,873
Dist to Non-Gov Units	-	-	-	74,490	-	-	74,490
Dist to Local School Districts	-	-	5,426,381	-	-	-	5,426,381
Loans Made - Other	-	-	-	22,402	-	-	22,402
<b>Total Special Payments</b>	-	<b>\$9,500</b>	<b>\$6,893,754</b>	<b>\$1,217,661</b>	-	-	<b>\$8,120,915</b>
<b>Total Expenditures</b>							
Total Expenditures	-	123,236	7,271,928	1,244,536	-	-	8,639,700
<b>Total Expenditures</b>	-	<b>\$123,236</b>	<b>\$7,271,928</b>	<b>\$1,244,536</b>	-	-	<b>\$8,639,700</b>
<b>Ending Balance</b>							
Ending Balance	-	-	(7,271,928)	(1,244,536)	-	-	(8,516,464)
<b>Total Ending Balance</b>	-	-	<b>(\$7,271,928)</b>	<b>(\$1,244,536)</b>	-	-	<b>(\$8,516,464)</b>

\_\_\_\_ Agency Request  
 2019-21 Biennium

Governor's Budget  
 Page \_\_\_\_\_

\_\_\_\_ Legislatively Adopted  
 Essential and Policy Package Fiscal Impact Summary - BPR013

PKG	CLASS	COMP	DESCRIPTION	POS CNT	FTE	MOS	AVERAGE RATE	GF SAL	OF SAL	FF SAL	LF SAL	AF SAL
000	MESNZ7012	AP	PRINCIPAL EXECUTIVE/MANAGER G	1	1.00	24.00	10,615.00		254,760			254,760
000	MMN X0873	AP	OPERATIONS & POLICY ANALYST 4	2	2.00	48.00	8,150.50		209,760		181,464	391,224
000	MMS X7006	AP	PRINCIPAL EXECUTIVE/MANAGER D	1	1.00	24.00	8,332.00		199,968			199,968
000	MMS X7010	AP	PRINCIPAL EXECUTIVE/MANAGER F	1	1.00	24.00	10,121.00		170,033	72,871		242,904
000	UA C0107	AP	ADMINISTRATIVE SPECIALIST 1	4	4.00	96.00	3,444.00		185,034	70,518	75,072	330,624
000	UA C0435	AP	PROCUREMENT AND CONTRACT ASST	1	1.00	24.00	4,509.00		108,216			108,216
000	UA C0438	AP	PROCUREMENT & CONTRACT SPEC 3	1	1.00	24.00	7,242.00		173,808			173,808
000	UA C0862	AP	PROGRAM ANALYST 3	16	16.00	384.00	6,737.43		1,803,616	435,944	347,616	2,587,176
000	UA C0863	AP	PROGRAM ANALYST 4	6	6.00	144.00	7,531.83		849,428	62,939	172,217	1,084,584
000	UA C0870	AP	OPERATIONS & POLICY ANALYST 1	1	1.00	24.00	5,188.00		62,256	62,256		124,512
000	UA C1003	AP	LOAN SPECIALIST 3	3	3.00	72.00	7,362.33		484,530	45,558		530,088
000				37	37.00	888.00	6,788.13		4,501,409	750,086	776,369	6,027,864

PKG	CLASS	COMP	DESCRIPTION	POS CNT	FTE	MOS	AVERAGE RATE	GF SAL	OF SAL	FF SAL	LF SAL	AF SAL
090	MMS	X7008	AP PRINCIPAL EXECUTIVE/MANAGER E	1	.83	20.00	6,542.00				130,840	130,840
090	UA	C0108	AP ADMINISTRATIVE SPECIALIST 2	1	.25	6.00	3,403.00				20,418	20,418
090	UA	C0438	AP PROCUREMENT & CONTRACT SPEC 3	1	.50	12.00	5,188.00				62,256	62,256
090	UA	C0865	AP PUBLIC AFFAIRS SPECIALIST 2	1	.25	6.00	5,188.00				31,128	31,128
090	UA	C0873	AP OPERATIONS & POLICY ANALYST 4	2	1.66	40.00	5,988.00				239,520	239,520
090	UA	C1117	AP RESEARCH ANALYST 3	1	.50	12.00	4,509.00				54,108	54,108
090	UA	C1216	AP ACCOUNTANT 2	1	.25	6.00	3,915.00				23,490	23,490
090	UA	C1488	IP INFO SYSTEMS SPECIALIST 8	1	.50	12.00	6,449.00				77,388	77,388
090				9	4.74	114.00	5,241.11				639,148	639,148

PKG	CLASS	COMP	DESCRIPTION	POS CNT	FTE	MOS	AVERAGE RATE	GF SAL	OF SAL	FF SAL	LF SAL	AF SAL
115	UA	C0435	AP PROCUREMENT AND CONTRACT ASST	1-	1.00-	24.00-	4,509.00		108,216-			108,216-
115	UA	C0438	AP PROCUREMENT & CONTRACT SPEC 3	1-	1.00-	24.00-	7,242.00		173,808-			173,808-
115	UA	C0862	AP PROGRAM ANALYST 3	11-	11.00-	264.00-	6,881.54		1,380,784-	435,944-		1,816,728-
115	UA	C0872	AP OPERATIONS & POLICY ANALYST 3	6	6.00	144.00	7,593.00		747,188	346,204		1,093,392
115				7-	7.00-	168.00-	7,000.31		915,620-	89,740-		1,005,360-
				39	34.74	834.00	6,635.95		3,585,789	660,346	1,415,517	5,661,652



# BUDGET NARRATIVE

---

## Oregon Business Development Department Policy Option Package (POP) 090

### **POP Title: Analyst Adjustments: Infrastructure**

**Total Reduction (\$18,894,325): Lottery Funds \$1,367,735; Lottery Bonds Other Funds (\$20 million); Other Funds (\$262,060)**

### **Purpose:**

This package increases Lottery Fund expenditure limitation for the creation of a Broadband Office and for a grant to Levee Ready Columbia. Package reduces the amount of Lottery Bonds (Other Funds) issued and Other Funds limitation for the International Port of Coos Bay project.

### **How achieved:**

Package 090 increases Lottery Fund expenditure limitation for Personal Services by \$968,135, and Services & Supplies by \$149,600 for the creation of a Broadband Office. This package also increases Lottery Fund expenditure for Special Payments by \$250,000 for Levee Ready Columbia. Package 090 also reduces the amount of Lottery Bonds Other Funds issued for the International Port of Coos Bay from \$40 million to \$20 million and reduces Other Funds Services & Supplies by (\$262,060) for cost of issuance.

### **Staffing Impact:**

Package 090 creates 9 positions/4.75 FTE, for the creation of a Broadband Office. Position details:

1. One Principal Executive Manager E position, 0.83 FTE, MMS X7008 AP, salary range 33X.
2. One Operations and Policy Analyst 4 position, 0.83 FTE, UA C0873 AP, salary range 32.
3. One Operations and Policy Analyst 4 position, 0.83 FTE, UA C0873 AP, salary range 32.
4. One Administrative Specialist 2 position, 0.25 FTE, UA C0108 AP, salary range 20.
5. One Information Systems Specialist 8 position, 0.50 FTE, UA C1488 IP, salary range 33.
6. One Procurement and Contracts Specialist 3 position, 0.50 FTE, UA C0438 AP, salary range 29.
7. One Research Analyst 3 position, 0.50 FTE, UA C1117 AP, salary range 26.
8. One Public Affairs Specialist 2 position, 0.25 FTE, UA C0865 AP, salary range 29.
9. One Accountant 2 position, 0.25 FTE, UA C1216 AP, salary range 23.

### **Revenue Source:**

Lottery Fund increase limitation, Personal Services	\$ 968,135
Lottery Fund increase limitation, Services & Supplies:	\$ 149,600
Lottery Fund increase limitation Special Payments:	\$ 250,000
Lottery Bonds, Other Funds, reduction to limitation (Special Payments):	(\$20,000,000)
Other Funds reduction to limitation (Services & Supplies):	(\$ 262,060)
Total Package:	(\$18,894,325)

**ESSENTIAL AND POLICY PACKAGE FISCAL IMPACT SUMMARY**

Oregon Business Development Department  
 Pkg: 090 - Analyst Adjustments

Cross Reference Name: Infrastructure  
 Cross Reference Number: 12300-300-00-00-00000

<i>Description</i>	General Fund	Lottery Funds	Other Funds	Federal Funds	Nonlimited Other Funds	Nonlimited Federal Funds	All Funds
<b>Revenues</b>							
Lottery Bonds	-	-	(20,262,060)	-	-	-	(20,262,060)
Tsfr From Administrative Svcs	-	1,367,735	-	-	-	-	1,367,735
<b>Total Revenues</b>	-	<b>\$1,367,735</b>	<b>(\$20,262,060)</b>	-	-	-	<b>(\$18,894,325)</b>
<b>Personal Services</b>							
Class/Unclass Sal. and Per Diem	-	639,148	-	-	-	-	639,148
Empl. Rel. Bd. Assessments	-	288	-	-	-	-	288
Public Employees' Retire Cont	-	108,463	-	-	-	-	108,463
Social Security Taxes	-	48,895	-	-	-	-	48,895
Worker's Comp. Assess. (WCD)	-	279	-	-	-	-	279
Flexible Benefits	-	167,124	-	-	-	-	167,124
Reconciliation Adjustment	-	3,938	-	-	-	-	3,938
<b>Total Personal Services</b>	-	<b>\$968,135</b>	-	-	-	-	<b>\$968,135</b>
<b>Services &amp; Supplies</b>							
Instate Travel	-	5,000	-	-	-	-	5,000
Employee Training	-	2,500	-	-	-	-	2,500
Office Expenses	-	9,000	-	-	-	-	9,000
Telecommunications	-	17,500	-	-	-	-	17,500
Attorney General	-	44,000	-	-	-	-	44,000
Agency Program Related S and S	-	50,000	-	-	-	-	50,000
Other Services and Supplies	-	-	(262,060)	-	-	-	(262,060)

\_\_\_\_ Agency Request  
 2019-21 Biennium

  X   Governor's Budget  
 Page \_\_\_\_\_

\_\_\_\_ Legislatively Adopted  
 Essential and Policy Package Fiscal Impact Summary - BPR013

**ESSENTIAL AND POLICY PACKAGE FISCAL IMPACT SUMMARY**

Oregon Business Development Department  
 Pkg: 090 - Analyst Adjustments

Cross Reference Name: Infrastructure  
 Cross Reference Number: 12300-300-00-00-00000

<i>Description</i>	General Fund	Lottery Funds	Other Funds	Federal Funds	Nonlimited Other Funds	Nonlimited Federal Funds	All Funds
<b>Services &amp; Supplies</b>							
Expendable Prop 250 - 5000	-	21,600	-	-	-	-	21,600
<b>Total Services &amp; Supplies</b>	-	<b>\$149,600</b>	<b>(\$262,060)</b>	-	-	-	<b>(\$112,460)</b>
<b>Special Payments</b>							
Dist to Other Gov Unit	-	-	(20,000,000)	-	-	-	(20,000,000)
Dist to Non-Gov Units	-	250,000	-	-	-	-	250,000
<b>Total Special Payments</b>	-	<b>\$250,000</b>	<b>(\$20,000,000)</b>	-	-	-	<b>(\$19,750,000)</b>
<b>Total Expenditures</b>							
Total Expenditures	-	1,367,735	(20,262,060)	-	-	-	(18,894,325)
<b>Total Expenditures</b>	-	<b>\$1,367,735</b>	<b>(\$20,262,060)</b>	-	-	-	<b>(\$18,894,325)</b>
<b>Ending Balance</b>							
Ending Balance	-	-	-	-	-	-	-
<b>Total Ending Balance</b>	-	-	-	-	-	-	-
<b>Total Positions</b>							
Total Positions	-	-	-	-	-	-	9
<b>Total Positions</b>	-	-	-	-	-	-	<b>9</b>

**ESSENTIAL AND POLICY PACKAGE FISCAL IMPACT SUMMARY**

Oregon Business Development Department  
 Pkg: 090 - Analyst Adjustments

Cross Reference Name: Infrastructure  
 Cross Reference Number: 12300-300-00-00-00000

<i>Description</i>	General Fund	Lottery Funds	Other Funds	Federal Funds	Nonlimited Other Funds	Nonlimited Federal Funds	All Funds
<b>Total FTE</b>							
Total FTE							4.75
<b>Total FTE</b>	-	-	-	-	-	-	<b>4.75</b>

PACKAGE: 090 - Analyst Adjustments

POSITION NUMBER	CLASS	COMP	CLASS NAME	POS CNT	FTE	MOS	STEP	RATE	GF SAL/OPE	OF SAL/OPE	FF SAL/OPE	LF SAL/OPE	AF SAL/OPE
3017051	MMS	X7008	AP PRINCIPAL EXECUTIVE/MANAGER E	1	.83	20.00	02	6,542.00				130,840 61,633	130,840 61,633
3017052	UA	C0873	AP OPERATIONS & POLICY ANALYST 4	1	.83	20.00	02	5,988.00				119,760 58,905	119,760 58,905
3017053	UA	C0873	AP OPERATIONS & POLICY ANALYST 4	1	.83	20.00	02	5,988.00				119,760 58,905	119,760 58,905
3017054	UA	C0108	AP ADMINISTRATIVE SPECIALIST 2	1	.25	6.00	02	3,403.00				20,418 13,853	20,418 13,853
3017055	UA	C1488	IP INFO SYSTEMS SPECIALIST 8	1	.50	12.00	02	6,449.00				77,388 36,704	77,388 36,704
3017056	UA	C0438	AP PROCUREMENT & CONTRACT SPEC 3	1	.50	12.00	02	5,188.00				62,256 32,979	62,256 32,979
3017057	UA	C1117	AP RESEARCH ANALYST 3	1	.50	12.00	02	4,509.00				54,108 30,972	54,108 30,972
3017058	UA	C0865	AP PUBLIC AFFAIRS SPECIALIST 2	1	.25	6.00	02	5,188.00				31,128 16,489	31,128 16,489
3017059	UA	C1216	AP ACCOUNTANT 2	1	.25	6.00	02	3,915.00				23,490 14,609	23,490 14,609
TOTAL PICS SALARY												639,148	639,148
TOTAL PICS OPE												325,049	325,049
TOTAL PICS PERSONAL SERVICES =				9	4.74	114.00						964,197	964,197

01/09/19 REPORT NO.: PPDPLWSBUD  
 REPORT: DETAIL LISTING BY SUMMARY XREF AGENCY  
 AGENCY: 12300 OREGON BUSINESS DEVEL DEPT  
 SUMMARY XREF: 300-00-00 090 Infrastructure

DEPT. OF ADMIN. SVCS. -- PPDB PICS SYSTEM

PAGE 7  
 2019-21  
 PROD FILE  
 PICS SYSTEM: BUDGET PREPARATION

POSITION NUMBER	AUTH NO	ORG STRUC	F POS PKG Y TYP	CLASS COMP	S T POS CNT	RNG P	FTE	BUDGET RATE	MOS	GF SAL	OF SAL	FF SAL	LF SAL	T R K
3017051	001360630	300-01-00-00000	090 0 PF	MMS X7008 AP	33X 02	1	.83	6,542.00	20.00				130,840	
EST DATE: 2019/11/01 EXP DATE: 9999/01/01														
3017052	001360640	300-01-00-00000	090 0 PF	UA C0873 AP	32 02	1	.83	5,988.00	20.00				119,760	
EST DATE: 2019/11/01 EXP DATE: 9999/01/01														
3017053	001360650	300-01-00-00000	090 0 PF	UA C0873 AP	32 02	1	.83	5,988.00	20.00				119,760	
EST DATE: 2019/11/01 EXP DATE: 9999/01/01														
3017054	001360660	300-01-00-00000	090 0 PF	UA C0108 AP	20 02	1	.25	3,403.00	6.00				20,418	
EST DATE: 2021/01/01 EXP DATE: 9999/01/01														
3017055	001360670	300-01-00-00000	090 0 PF	UA C1488 IP	33 02	1	.50	6,449.00	12.00				77,388	
EST DATE: 2020/07/01 EXP DATE: 9999/01/01														
3017056	001360680	300-01-00-00000	090 0 PF	UA C0438 AP	29 02	1	.50	5,188.00	12.00				62,256	
EST DATE: 2020/07/01 EXP DATE: 9999/01/01														
3017057	001360690	300-01-00-00000	090 0 PF	UA C1117 AP	26 02	1	.50	4,509.00	12.00				54,108	
EST DATE: 2020/07/01 EXP DATE: 9999/01/01														
3017058	001360700	300-01-00-00000	090 0 PF	UA C0865 AP	29 02	1	.25	5,188.00	6.00				31,128	
EST DATE: 2021/01/01 EXP DATE: 9999/01/01														
3017059	001360710	300-01-00-00000	090 0 PF	UA C1216 AP	23 02	1	.25	3,915.00	6.00				23,490	
EST DATE: 2021/01/01 EXP DATE: 9999/01/01														
			090				9	4.74		114.00				639,148

# BUDGET NARRATIVE

---

## Oregon Business Development Department Policy Option Package (POP) 091

### **POP Title: Statewide Adjustments DAS Changes: Infrastructure**

**Total Reduction (\$15,958): Lottery Funds: (\$2,156) and Other Funds (\$13,802)**

### **Purpose:**

Within the Governor's Budget this package represents changes to State Government Service Charges and DAS pricelist charges for services made for the Governor's Budget.

### **How achieved:**

Through a reduction within the Governor's Budget within the agency's State Government Service Charge budget, some including revenue and expenses and some just including expenses for the upcoming 2019-21 biennium. The Governor's budget includes these reduction explained above.

### **Staffing Impact:**

None

### **Revenue Source:**

Lottery Funds, State Government Service Charges, expenditure limitation reduced (\$2,156).

Other Funds, State Government Service Charges, expenditure limitation reduced (\$13,802).

Total Reduction: \$15,958

**ESSENTIAL AND POLICY PACKAGE FISCAL IMPACT SUMMARY**

Oregon Business Development Department  
 Pkg: 091 - Statewide Adjustment DAS Chgs

Cross Reference Name: Infrastructure  
 Cross Reference Number: 12300-300-00-00-00000

<i>Description</i>	General Fund	Lottery Funds	Other Funds	Federal Funds	Nonlimited Other Funds	Nonlimited Federal Funds	All Funds
<b>Revenues</b>							
Tsfr From Administrative Svcs	-	(2,156)	-	-	-	-	(2,156)
<b>Total Revenues</b>	-	<b>(\$2,156)</b>	-	-	-	-	<b>(\$2,156)</b>
<b>Services &amp; Supplies</b>							
State Gov. Service Charges	-	(1,278)	(8,184)	-	-	-	(9,462)
Data Processing	-	-	-	-	-	-	-
Publicity and Publications	-	(878)	-	-	-	-	(878)
Attorney General	-	-	-	-	-	-	-
Agency Program Related S and S	-	-	(5,618)	-	-	-	(5,618)
<b>Total Services &amp; Supplies</b>	-	<b>(\$2,156)</b>	<b>(\$13,802)</b>	-	-	-	<b>(\$15,958)</b>
<b>Total Expenditures</b>							
Total Expenditures	-	(2,156)	(13,802)	-	-	-	(15,958)
<b>Total Expenditures</b>	-	<b>(\$2,156)</b>	<b>(\$13,802)</b>	-	-	-	<b>(\$15,958)</b>
<b>Ending Balance</b>							
Ending Balance	-	-	13,802	-	-	-	13,802
<b>Total Ending Balance</b>	-	-	<b>\$13,802</b>	-	-	-	<b>\$13,802</b>



# BUDGET NARRATIVE

---

## Oregon Business Development Department Policy Option Package (POP) 092

### **POP Title: Statewide Attorney General Adjustment: Infrastructure**

**Reduction (\$12,966): Lottery Funds (\$892) Other Funds (\$5,376) Federal Funds (\$1,458) and Non-Limited Other Funds (\$5,240)**

### **Purpose:**

Within the Governor's Budget this package represents changes that reduces the Attorney General rates by 5.95 percent to reflect changes from the Governor's Budget.

### **How achieved:**

Through a reduction within the Governor's Budget, the agency's Attorney General Budget object code was reduced for the upcoming 2019-21 biennium. The Governor's budget includes these reduction explained above.

### **Staffing Impact:**

None

### **Revenue Source:**

Reduction of (\$892) Lottery Funds, Service & Supplies, Attorney General, expenditure limitation.

Reduction of (\$5,376) Other Funds, Service & Supplies, Attorney General, expenditure limitation.

Reduction of (\$1,458) Federal Funds, Service & Supplies, Attorney General, expenditure limitation.

Reduction of (\$5,240) Non-Limited Other Funds, Service & Supplies, Attorney General, expenditure limitation.

Total Reduction: (\$12,966).

**ESSENTIAL AND POLICY PACKAGE FISCAL IMPACT SUMMARY**

Oregon Business Development Department  
 Pkg: 092 - Statewide AG Adjustment

Cross Reference Name: Infrastructure  
 Cross Reference Number: 12300-300-00-00-00000

<i>Description</i>	General Fund	Lottery Funds	Other Funds	Federal Funds	Nonlimited Other Funds	Nonlimited Federal Funds	All Funds
<b>Revenues</b>							
Tsfr From Administrative Svcs	-	(892)	-	-	-	-	(892)
<b>Total Revenues</b>	-	<b>(\$892)</b>	-	-	-	-	<b>(\$892)</b>
<b>Services &amp; Supplies</b>							
Attorney General	-	(892)	(5,376)	(1,458)	(5,240)	-	(12,966)
<b>Total Services &amp; Supplies</b>	-	<b>(\$892)</b>	<b>(\$5,376)</b>	<b>(\$1,458)</b>	<b>(\$5,240)</b>	-	<b>(\$12,966)</b>
<b>Total Expenditures</b>							
Total Expenditures	-	(892)	(5,376)	(1,458)	(5,240)	-	(12,966)
<b>Total Expenditures</b>	-	<b>(\$892)</b>	<b>(\$5,376)</b>	<b>(\$1,458)</b>	<b>(\$5,240)</b>	-	<b>(\$12,966)</b>
<b>Ending Balance</b>							
Ending Balance	-	-	5,376	1,458	5,240	-	12,074
<b>Total Ending Balance</b>	-	-	<b>\$5,376</b>	<b>\$1,458</b>	<b>\$5,240</b>	-	<b>\$12,074</b>

# BUDGET NARRATIVE

---

## Oregon Business Development Department Policy Option Package (POP): 104

### POP Title: Special Public Works Fund Recapitalization

Total Request: \$86.75 million TF: \$79.45 million Lottery Bonds, OF-NL; \$6.1 million Lottery Funds DS; \$1.2 million OF  
**POLICY OPTION PACKAGE FUNDED AS MODIFIED IN GOVERNOR'S BUDGET**

### Purpose:

This request is to recapitalize the Special Public Works Fund (SPWF) to enable the department to continue providing loans and grants to communities to build or rebuild essential public infrastructure. Projects include: extension of essential public infrastructure (water, sewer, storm water, fiber/broadband, and roads) needed to secure firm business commitments; industrial land planning; emergency rebuilding of damaged infrastructure; and funding for the Water Waste/Water Financing Program, Community Development Block Grant, and Safe Drinking Water programs.

This request is being made to promote Business Oregon's strategic plan and vision of *Prosperity for all Oregonians* by *prioritizing infrastructure investments to directly promote business growth and enhancing local economic development capacity in distressed rural communities*. The SPWF is uniquely positioned and flexible to both invest in local communities and economic growth that supports the entire state's economy. This package will provide measureable outcomes of projects completed, dollars invested, and communities assisted.

Support for this POP is from the Infrastructure Finance Authority (IFA) Board, The IFA's Special Public Works (sub) Committee, Oregon League of Cities, Association of Oregon Counties and Special Districts Association of Oregon. The department will collaborate with other agencies and/or private organizations to implement the program or deploy funding. One key example of collaboration is when we host one-stop meetings with our local, state, and federal funding partners.

### Background:

During the 2015-17 biennium, the SPWF made awards with a total value of \$81.1 million dollars (approximately 82% of awards were to rural communities) for a variety of planning and construction projects. For the 2017-19 biennium-to-date (August 2018), approximately \$24 million has been awarded, 85% of which went to rural communities. The SPWF leverages federal dollars by supporting the local match requirements for Safe Drinking Water (grants and loans), Community Development Block Grant (grants only) programs, and FEMA emergency awards (primarily grants and some loans for local match). Additionally, SPWF has dedicated funds specifically for levee projects across the state.

Over the last ten years, the department has awarded \$50.6 million for projects that leveraged outside funds for total project costs of over \$191 million. The federal government is the primary outside funding partner. For every \$1 that the SPWF contributes to these three federal programs, the state gets \$3 of outside investment in return. For the *Safe Drinking Water* program, \$25.8 million of SPWF funds were used to finance \$154.6 million worth of project. For *Community Development Block Grants*, \$18.7 million were used to fund \$25.3 million of projects. For emergency projects, a.k.a. FEMA's Hazard Mitigation Grant, \$6.1 million of SPWF funds were used to fund \$18.4 million dollars of projects.

# BUDGET NARRATIVE

---

## **How Achieved:**

This POP will advance Business Oregon’s ability to promote economic development statewide and in particular in rural communities, by providing loan dollars for infrastructure that supports commercial and industrial development and grant dollars for creation of traded sector jobs. It will also allow the agency to provide critical financing for infrastructure that aligns with local, regional and state economic development priorities. Recapitalization also allows for the Infrastructure Division to underwrite loans that support critical municipal water and wastewater projects and target existing health and compliance issues.

Business Oregon has a staff of Regional Development Officers (RDOs), Regional Project Managers (RPMs), policy specialists, finance officers, and the support staff needed to quickly and efficiently process loan requests from businesses and municipalities. Every effort is made to develop projects that benefit from all resources Business Oregon has to offer and promotes infrastructure development that benefits both municipal and commercial development.

## **Staffing Impact:**

No position or FTE requested for this policy option package.

## **Quantifying Results:**

Business Oregon provides a unique service to Oregon communities called one-stop. A one-stop financing roundtable is a meeting of funding partners (local, state, and federal) and regulatory agencies that meet to quickly and efficiently find funding solutions for communities. Within the current Fiscal Year 2018, the department hosted 15 meetings, which resulted in communities presenting funding requests \$65.7 million dollars in eligible projects. Though it may take months and sometimes years for communities to apply for funding, it is a preliminary statement of the need for many Oregon communities. Additionally, the department maintains a pre-award list routinely valued at approximately \$20 - \$25 million dollars of projects that have initiated the application process; it is considered a 4-6 month lead of projects.

The metrics that have been used to track the success of the program are the number of communities assisted and dollars invested. In the last biennium, 85 projects were funded for 81 communities. Additionally, the percent of rural and distressed communities assisted is tracked. Over 80% of the awards from the last biennium are for distressed and rural communities.

Program success will be measured by the number of additional projects that are developed as a result of the infusion of cash into the program and the increased level of revolving funds generated by the loans made. The department will continue to monitor the results on a quarterly basis and report annually through Key Performance Measures (KPMs). Specific KPMs that will be utilized include:

KPM #7: Number of community capital projects assisted for planning (infrastructure, community and organizations);

KPM #8: Number of community capital construction financing projects that address health and safety issues; and

KPM #9: Number of community capital construction financing projects that assist with future economic and community development.

# BUDGET NARRATIVE

---

**Revenue Source:**

Total funding is \$86.75 million dollars:

\$79.45 million Lottery Bonds, Other Funds, Non-Limited

\$6.1 million Lottery Funds, Debt Service

\$1.2 million Other Funds

POP 104 Governor's Budget Request							
Description	LF	OF	FF	OF Non-Limited	GF Debt Service	Lottery Funds Debt Service	Funds
Personal Services							\$ -
Services & Supplies		\$ 1,202,003					\$ 1,202,003
Special Payments				\$ 79,450,000			\$ 79,450,000
Debt Service						\$ 6,104,787	\$ 6,104,787
Funds	\$ -	\$ 1,202,003	\$ -	\$ 79,450,000	\$ -	\$ 6,104,787	\$ 86,756,790

**ESSENTIAL AND POLICY PACKAGE FISCAL IMPACT SUMMARY**

Oregon Business Development Department  
 Pkg: 104 - Special Public Works Fund

Cross Reference Name: Infrastructure  
 Cross Reference Number: 12300-300-00-00-00000

<i>Description</i>	General Fund	Lottery Funds	Other Funds	Federal Funds	Nonlimited Other Funds	Nonlimited Federal Funds	All Funds
<b>Revenues</b>							
Lottery Bonds	-	-	1,202,003	-	79,450,000	-	80,652,003
<b>Total Revenues</b>	-	-	<b>\$1,202,003</b>	-	<b>\$79,450,000</b>	-	<b>\$80,652,003</b>
<b>Services &amp; Supplies</b>							
Other Services and Supplies	-	-	1,202,003	-	-	-	1,202,003
<b>Total Services &amp; Supplies</b>	-	-	<b>\$1,202,003</b>	-	-	-	<b>\$1,202,003</b>
<b>Special Payments</b>							
Dist to Non-Gov Units	-	-	-	-	550,000	-	550,000
Loans Made - Other	-	-	-	-	78,900,000	-	78,900,000
<b>Total Special Payments</b>	-	-	-	-	<b>\$79,450,000</b>	-	<b>\$79,450,000</b>
<b>Total Expenditures</b>							
Total Expenditures	-	-	1,202,003	-	79,450,000	-	80,652,003
<b>Total Expenditures</b>	-	-	<b>\$1,202,003</b>	-	<b>\$79,450,000</b>	-	<b>\$80,652,003</b>
<b>Ending Balance</b>							
Ending Balance	-	-	-	-	-	-	-
<b>Total Ending Balance</b>	-	-	-	-	-	-	-

# BUDGET NARRATIVE

---

## Oregon Business Development Department Policy Option Package (POP): 107

### POP Title: Brownfields Redevelopment Fund

**Total Request: \$11.2 million; \$10 million Lottery Bonds, OF-Non-Limited; \$1.0 million Lottery Funds Debt Service; \$0.2 million Other Funds**

### Purpose:

This request is to recapitalize the Brownfields Redevelopment Fund (BRF) to allow for the continuation of financing assistance to public and private owners of environmentally contaminated property.

Recapitalizing the BRF supports industrial / employment lands readiness, affordable housing development, reuse of underutilized properties, and other community and public infrastructure investments, which lead to increased local and state tax revenues and a healthier environment. Redevelopment of brownfields, especially those properties retained as part of a jurisdiction's industrial land base, provides a two-fold improvement to the economy of the local jurisdiction, the region, and ultimately, the state. First, by returning the assessed value of the property to its real market value for property taxation purposes and, second, by providing the marketplace an adequate number of accessible and ready sites for business expansion and recruitment. Without recapitalization, the BRF will only be able to sustain assistance to a limited number of smaller cost projects which would preclude it being a "lender of last resort" for the larger more costly cleanups needed to ready sites for economic growth.

Recapitalization of the BRF is in alignment with the department's strategic plan as it will:

1. Support the ability of small and middle market companies to grow by prioritizing infrastructure investments to directly promote business growth; and,
2. Cultivate rural economic stability by enhancing local development capacity and addressing environmental contamination.

### Background:

With demand for financing to address assessment and cleanup of contaminated industrial/employment properties steadily increasing, recapitalization of the BRF is needed in order for the Department to meet increased demand for financing assistance. The BRF provides financing assistance to both public and private owners of contaminated property. Increasingly, the department's BRF is the lender of last resort. Recapitalization will provide the department with the ability to assist with closing the financing gap that commercial lending is unable to provide, especially as part of large industrial, employment, and affordable housing redevelopment projects.

Despite the current economic recovery, Oregon's small- to medium-sized rural communities continue to lack the revenues and capacity to investigate the incidence and nature of vacant or abandoned properties within their commercial and industrial cores. Yet, identifying and assessing whether properties are contaminated is key if communities are to successfully stimulate economic development and address environmental concerns in economically distressed areas. Moreover, identified contaminated sites often languish because developers, both public and private, face added risks stemming from lack of certainty and potentially higher costs. Banks and other traditional financing sources continue

## BUDGET NARRATIVE

---

to be reluctant to finance the costs involved in assessing and cleaning up these sites. If they do finance a project, developers often have to deal with a “brownfields premium” - the increased cost of performing basic project underwriting - to more thoroughly quantify risk and meet added conditions on the financing (such as increased equity in the project to ensure sufficient borrower capital at risk). For commercial, employment and industrial sites, these extra “costs,” when combined with typical development uncertainties related to permitting and regulatory compliance, can cause the project to not “pencil out” and for the developer to seek “Greenfield” development instead. The same “brownfields premium” limits reuse of brownfields properties for renewable energy and middle-wage / low-income / affordable housing projects.

### **How Achieved:**

Projects funded by the BRF must be linked to redevelopment that facilitates economic development or community revitalization. An estimated 13,501 brownfields exist in Oregon. However, it is estimated that only 35% have been assessed or worked on to date. DEQ’s database identifies just over 5,000 contaminated and potentially contaminated sites representing over 45,000 acres statewide. Since 2008 the tightening in commercial lending has essentially eliminated access to financing for assessment and/or cleanup activities, particularly for industrial redevelopment projects. Consequently, even in today’s market, these properties remain undeveloped, abandoned or underused. This results in millions of dollars in underused public infrastructure and investments, environmental and public health risks, and decreased property tax revenues to local governments.

Without recapitalization, the BRF will no longer be able to assist the larger, more costly cleanups needed to ready industrial/employment lands sites for economic growth. Cleanup of industrial lands are more complex and costlier than cleanup of smaller commercial/retail sites (such as former gas stations) with the possible exception of drycleaner and metal plating sites. On any particular property, contamination may exist in a multitude of media – soil, surface water, groundwater or sediment. Cleanup costs vary tremendously from brownfield to brownfield and can, on average, range from a low of \$58,000/acre to a high of \$700,000/acre.

To assist Oregon’s small to medium sized municipalities with building capacity to identify and integrate assessment and cleanup of contaminated properties within their jurisdiction, the BRF provides an integrated planning grant that often is part of a community’s economic and community strategic planning process. Brownfields redevelopment projects often are never attempted, fail, or take a very long time to complete in part because property owners and municipalities become focused on remediating one parcel at a time only when a reuse opportunity presents itself. How, or if, the redevelopment occurs is dependent not only on the cost and nature of cleanup but also by whether other redevelopment needs – such as setbacks, infrastructure improvements associated with water, sewer, storm water, or vehicular access – are required. An integrated approach, providing communities with the upfront capacity to identify and align the challenge of environmental contamination with priorities such as economic development, urban renewal, infrastructure upgrades, or other revitalization initiatives leads to more successful land use. Once a community has identified its priorities, developing community support and the necessary resources is more attainable. This approach to brownfields redevelopment has proven to turn liabilities into assets by creating an atmosphere of cross-sector and cross-disciplinary cooperation.



# BUDGET NARRATIVE

**Staffing Impact:**

No position or FTE is requested in this policy option package.

**Quantifying Results:**

***How to measure results and a timeline for periodic performance measure milestones:***

Proposed Measures	Target Milestone by June 30, 2020
# of Properties Assessed <sup>1</sup>	20
Redevelopment of the Site Underway	50%
# of Properties Cleaned Up <sup>2</sup>	3

**Revenue Source:**

Total request for the policy option package is \$11.2 million dollars:  
 \$10.0 million in Lottery Bonds – Other Funds, Non-Limited  
 \$986,214 in Lottery Funds – Debt Service  
 \$244,188 in Other Funds

POP 107 Governor's Budget Request							
Description	LF	OF	FF	OF Non-Limited	GF Debt Service	Lottery Funds Debt Service	Funds
Personal Services							\$ -
Services & Supplies		\$ 244,188					\$ 244,188
Special Payments				\$ 10,000,000			\$ 10,000,000
Debt Service						\$ 986,214	\$ 986,214
<b>Funds</b>	\$ -	\$ 244,188	\$ -	\$ 10,000,000	\$ -	\$ 986,214	\$ 11,230,402

<sup>1</sup> A Phase One Environmental Site Assessment (ESA) is completed first and based on its findings a determination is made whether a Phase Two ESA (soil/water sampling) is needed. Generally an estimated 50% of Phase One ESA's will indicate the need for additional assessment; approximately 50% of Phase Two ESA's will support (based on proposed reuse of the property) a need for cleanup. Additionally, successful redevelopment of a brownfield necessitates additional offsite planning to address changes made over time to infrastructure, zoning, transportation requirements – the BRF offers a small integrated planning grant to assist public entities with this planning component.

<sup>2</sup> Cleanup activities can either occur pre-development or during development as an element of the redevelopment.

**ESSENTIAL AND POLICY PACKAGE FISCAL IMPACT SUMMARY**

Oregon Business Development Department  
 Pkg: 107 - Brownfields Redevelopment Fund

Cross Reference Name: Infrastructure  
 Cross Reference Number: 12300-300-00-00-00000

<i>Description</i>	General Fund	Lottery Funds	Other Funds	Federal Funds	Nonlimited Other Funds	Nonlimited Federal Funds	All Funds
<b>Revenues</b>							
Lottery Bonds	-	-	244,188	-	10,000,000	-	10,244,188
<b>Total Revenues</b>	-	-	<b>\$244,188</b>	-	<b>\$10,000,000</b>	-	<b>\$10,244,188</b>
<b>Services &amp; Supplies</b>							
Other Services and Supplies	-	-	244,188	-	-	-	244,188
<b>Total Services &amp; Supplies</b>	-	-	<b>\$244,188</b>	-	-	-	<b>\$244,188</b>
<b>Special Payments</b>							
Dist to Other Gov Unit	-	-	-	-	1,000,000	-	1,000,000
Dist to Non-Gov Units	-	-	-	-	500,000	-	500,000
Loans Made - Other	-	-	-	-	8,500,000	-	8,500,000
<b>Total Special Payments</b>	-	-	-	-	<b>\$10,000,000</b>	-	<b>\$10,000,000</b>
<b>Total Expenditures</b>							
Total Expenditures	-	-	244,188	-	10,000,000	-	10,244,188
<b>Total Expenditures</b>	-	-	<b>\$244,188</b>	-	<b>\$10,000,000</b>	-	<b>\$10,244,188</b>
<b>Ending Balance</b>							
Ending Balance	-	-	-	-	-	-	-
<b>Total Ending Balance</b>	-	-	-	-	-	-	-

**Oregon Business Development Department  
Policy Option Package (POP): 108**

**POP Title: Industrial Site Readiness Program**

~~Total Request: \$5.6 million TF; \$5 million Lottery Bonds, OF Non Limited; \$0.5 million LF Debt Services; \$0.1 million OF~~  
**POLICY OPTION PACKAGE NOT FUNDED AS PART OF THE GOVERNOR'S BUDGET.**

**Purpose:**

The Industrial Site Readiness Program was created by the Oregon Legislature in 2013. The purpose of this policy option package is to capitalize the Industrial Site Readiness Program fund for the first time since its inception in 2013.

This request is being made to promote one of Business Oregon's strategic plan priorities, *Grow Small and Middle-market Companies*, and specifically the agency's strategy to *Prioritize Infrastructure Investments to Directly Promote Business Growth*. The RSIS program is uniquely positioned to help expand the supply and readiness of regionally significant industrial sites to create jobs and improve the economy of our regions and, at large, the state of Oregon. Capitalization of the Industrial Site Readiness Program fund is particularly important for smaller and rural communities that often lack upfront cash flow to fund industrial site readiness projects. Inasmuch, Business Oregon will continue to target rural communities for assistance as noted as a strategic priority in the department's business plan. This POP will ensure the availability industrial land to facilitate the future expansion and relocation of traded sector industries. With this POP, the program will be able to provide loans for industrial site readiness projects in all communities throughout the state.

**Background:**

The purpose of this policy package is to capitalize the Industrial Site Readiness fund in order for Business Oregon to provide loans, including forgivable loans, to qualified project sponsors to help overcome development-related constraints, and to incentivize industrial site development. This will allow funding of industrial site readiness activities necessary to grow Oregon's supply of industrial site shovel ready properties; thus, leading to improved business growth opportunities in the state.

Following the approval of Senate Bill 333 which made changes to the RSIS program, staff has been working on revising the program rules. From November 2017 to May 2018, the program rules were suspended to allow staff time to draft proposed rules, receive comments, and finalize the rules to address the changes per Senate Bill 333 (2017). There are 17 potential sites across the state that have expressed interest in applying for the program. Two of the 17 sites have already identified over \$85 million worth of improvement needs. This request, if approved, will allow the department to issue loans up to 11.4% of the identified needs.

**How Achieved:**

The funds will be used to provide loans to finance improvements both on and off site to make the site/s shovel ready. Such improvements include: site acquisition and assembly, transportation improvements, water and sewer improvements, natural resource mitigation, site grading, environmental remediation and mitigation, planning and engineering, and interest-carrying costs incurred by a project sponsor.

**Staffing Impact:**

No position nor FTE is requested in this policy option package.

**Quantifying Results:**

Success will be measured when the State sees communities, particularly smaller and rural communities, investing in the site readiness of Regionally Significant Industrial Sites.

This program will leverage both private and local public investments. The following metrics will be used to track the success of funding:

- Number of employers conducting traded sector businesses
- Number of employers that met the jobs and wage thresholds
- Eligible sponsor site preparation costs
- Estimate incremental income tax revenues based on wages and hours data

**Revenue Source:**

~~Total request for the policy option package is \$5.6 million dollars:~~

~~— \$5.0 million in Lottery Bonds — Other Funds, Non-Limited~~

~~— \$492,285 in Lottery Funds — Debt Service Limited~~

~~— \$107,715 million in Other Funds~~

**POLICY OPTION PACKAGE NOT FUNDED AS PART OF THE GOVERNOR’S BUDGET.**

**ESSENTIAL AND POLICY PACKAGE FISCAL IMPACT SUMMARY**

Oregon Business Development Department  
 Pkg: 108 - Reg. Significant Ind. Site Loan Fund

Cross Reference Name: Infrastructure  
 Cross Reference Number: 12300-300-00-00-00000

<i>Description</i>	General Fund	Lottery Funds	Other Funds	Federal Funds	Nonlimited Other Funds	Nonlimited Federal Funds	All Funds
<b>Revenues</b>							
Lottery Bonds	-	-	-	-	-	-	-
<b>Total Revenues</b>	-	-	-	-	-	-	-
<b>Services &amp; Supplies</b>							
Other Services and Supplies	-	-	-	-	-	-	-
<b>Total Services &amp; Supplies</b>	-	-	-	-	-	-	-
<b>Special Payments</b>							
Dist to Other Gov Unit	-	-	-	-	-	-	-
<b>Total Special Payments</b>	-	-	-	-	-	-	-
<b>Total Expenditures</b>							
Total Expenditures	-	-	-	-	-	-	-
<b>Total Expenditures</b>	-	-	-	-	-	-	-
<b>Ending Balance</b>							
Ending Balance	-	-	-	-	-	-	-
<b>Total Ending Balance</b>	-	-	-	-	-	-	-

# BUDGET NARRATIVE

---

## Oregon Business Development Department Policy Option Package (POP): 109

**POP Title:** Marine Port System Plan

**Total Request:** ~~\$750,000 Lottery Funds~~

**POLICY OPTION PACKAGE NOT FUNDED AS PART OF THE GOVERNOR'S BUDGET.**

### **Purpose:**

This policy option package requests \$750,000 in Lottery Funds to support the creation of a statewide Marine Modal System Plan, as required in HB 2017 of the 2017 Oregon legislative session.

Oregon's multimodal transportation investments are guided by a series of statewide transportation policy plans, the Oregon Transportation Plan (OTP) being at the apex of a planning hierarchy. Subsets of the OTP include modal and topical plans specific to rail, aviation, transit, freight etc. These plans provide a publicly vetted guidance structure for the state's investment decisions. Marine transportation is the sole remaining mode of transportation without a statewide policy and investment guidance document

Oregon ports, by statute, have economic development as a key purpose. As all but one Oregon port (Port of Portland) are located in rural areas, this request meets the department's priority of "Cultivate Rural Economic Stability." Support for this policy option package includes Local Port Authorities and the Oregon Public Ports Association.

### **Background:**

Oregon's public and private ports, as well as the waterways (e.g. Columbia River Pacific Ocean) that serve them, are vital for local and state economies. Ports, marine terminals and other key marine infrastructure provide regional recreational opportunities, access to the fishing industry, and serve as major freight-related hubs for Oregon's industries and farmers. A Marine Modal System Plan (MMSP) will provide guidance to state and local policy makers that allow for strategic cost-effective investments, providing for a more efficient system that is vital to Oregon's rural and statewide economy.

During the 2017 legislative session (HB 2017), the Oregon Legislature required the Oregon Department of Transportation to develop a statewide system plan for each mode of transportation. However, no funds were allocated for the development of such plans. Furthermore, unlike aviation, rail and highway, no dedicated state or federal funds are available for statewide marine system plans. This request works to fulfill the planning requirement of HB 2017.

### **How Achieved:**

Business Oregon will collaborate with Oregon Department of Transportation for project management and creation of plan. A consultant familiar with marine systems will lead the overall planning process including stakeholders, state agencies (including Department of Environmental

# BUDGET NARRATIVE

---

Quality, State Lands, Oregon Marine Board and Department of Aviation), and general public involvement. A steering committee of relevant stakeholders will guide scope design and plan development. Final plan will be presented to the Oregon Transportation Commission for acceptance.

**Staffing Impact:**

No position or FTE is requested for this policy option package.

**Quantifying Results:**

Strategic planning helps to support federal investment opportunities. Federal funding over time will be used to measure success.

**Revenue Source:**

~~Department requests \$750,000 in Lottery Funds to support this policy option package.~~

**POLICY OPTION PACKAGE NOT FUNDED AS PART OF THE GOVERNOR'S BUDGET.**

**ESSENTIAL AND POLICY PACKAGE FISCAL IMPACT SUMMARY**

Oregon Business Development Department  
 Pkg: 109 - Marine Port System Plan

Cross Reference Name: Infrastructure  
 Cross Reference Number: 12300-300-00-00-00000

<i>Description</i>	General Fund	Lottery Funds	Other Funds	Federal Funds	Nonlimited Other Funds	Nonlimited Federal Funds	All Funds
<b>Revenues</b>							
Transfer In Lottery Proceeds	-	-	-	-	-	-	-
<b>Total Revenues</b>	-	-	-	-	-	-	-
<b>Services &amp; Supplies</b>							
Other Services and Supplies	-	-	-	-	-	-	-
<b>Total Services &amp; Supplies</b>	-	-	-	-	-	-	-
<b>Total Expenditures</b>							
Total Expenditures	-	-	-	-	-	-	-
<b>Total Expenditures</b>	-	-	-	-	-	-	-
<b>Ending Balance</b>							
Ending Balance	-	-	-	-	-	-	-
<b>Total Ending Balance</b>	-	-	-	-	-	-	-



# BUDGET NARRATIVE

---

## Oregon Business Development Department Policy Option Package (POP): 110

### POP Title: Regional Infrastructure Fund

**Total Request: \$16.7 million TF: \$7.5 million Other Funds Non-Limited; \$1.5 million Lottery Funds Debt Services; \$7.7 million Other Funds**

### **POLICY OPTION PACKAGE FUNDED AS MODIFIED IN GOVERNOR'S BUDGET**

#### **Purpose:**

The Regional Infrastructure Fund (RIF) supports job creation and other locally-driven economic development goals through grants to projects prioritized by leaders in each of Oregon's eleven economic regions (the regional boundaries align with the 11 federally designated Economic Development Districts).

The Governor's Regional Solutions program recognizes the unique needs of each Oregon region and the importance of working locally to identify priorities, solve problems, and seize opportunities to get projects done. The state's Regional Solutions Teams (RSTs) ensure coordination among state agencies and with non-state partners. The teams also align state funds and technical assistance with appropriate projects. The Regional Infrastructure Fund (RIF) is the only funding stream that is guided by the eleven Regional Solutions Advisory Committees, which recommend priority projects to receive RIF grants. Each region is guaranteed a minimum of five percent of these funds.

The primary goals of RIF are to fund capital construction projects that address regional priorities, have a strong economic development impact, leverage other investments to retain and create jobs, and have a sustainable business plan. The RIF leverages state, private, and other funds and incentivizes collaboration among all levels of government and between the public, private, and philanthropic sectors. Examples of funded projects include industrial land development; broadband infrastructure; workforce housing; infrastructure for career/technical education; and food processing and distribution. It is the goal of RSTs to recommend projects for RIF where other, existing infrastructure finance programs are not applicable, or where funding gaps remain.

#### **Background:**

The Regional Solutions Program – consisting of advisory committees, coordinators, and state agency teams – provides a one-stop shop for communities throughout the state – including outside the I-5 corridor. Eleven Regional Solutions teams support community and economic development to help attract and expand business and industry, create good jobs, and improve the economy. They bring the right people to the table and coordinate state action to solve problems and streamline government.

These state agency teams help integrate and align permitting requirements, remove barriers to business retention and expansion, and quickly respond to issues that address community and economic development priorities in the region. This approach recognizes the unique needs of each Oregon region, and the importance of working locally to identify priorities, solve problems, and seize opportunities to get projects done.

# BUDGET NARRATIVE

---

For each region, the Governor has appointed an advisory committee to represent the private, public, and philanthropic sectors. The regional boundaries are aligned with the 11 federally designated Economic Development Districts. Over 100 local elected officials, business representatives, foundation representatives, and citizens serve on advisory committees. These 11 committees establish priorities unique to their respective region.

State agency staff are co-located in Regional Solutions Centers around the state to support collaboration and alignment in support of regional priorities. Five core state agencies – the Oregon Department of Transportation, Department of Land Conservation and Development, Department of Environmental Quality, Oregon Housing and Community Services, and Business Oregon – co-locate their regional staff in these centers to form Regional Solutions Teams (RSTs). Additional state agencies are invited to join the team as needed to address priorities. Coordination for the teams is provided by the Governor’s Office.

The state’s investments of staff time, technical assistance, and grants/loans - when aligned with county, municipal, private, philanthropic, and other funds - contribute significantly to the vitality of our state.

In February 2014, the legislature adopted HB 4015 (ORS 284.752) that established the Regional Solutions program in law and directed seven natural resource agencies to develop plans for participating in the program. With this enhanced capacity, teams are able to more comprehensively align and accelerate regulatory requirements.

Below are just a few examples of what has been accomplished with RIF dollars since the fund was established in 2013:

- The Metro Regional Solutions team was recognized for their streamlined permitting and regulatory work on helping to get the Troutdale Reynolds Industrial Park shovel ready, receiving the Environmental Protection Agency’s Howard Orlean Excellence in Site Reuse Award. This former brownfield site has been converted into a thriving industrial jobs center with the potential to create an additional 3,500 traded sector jobs within the Metro urban growth boundary.
- The North Central team continues its work on increasing the housing supply in the Gorge, resulting in the development of 45 units in Hood River and The Dalles and approximately another 40 units in progress.
- The Baum Industrial Park in Union County was expanded and upgraded which attracted new tenants and is bringing new jobs to the region.
- Approximately 10 full-time permanent jobs were created in the Rogue Valley at the Fry Family Farm Food Hub.
- An innovative public-private partnership was created with the Salem-Keizer School District through the Career Technical Education Center furthering workforce development in the region.

## **How Achieved:**

The RIF is managed by Business Oregon and provides grants and loans to local government sponsors for infrastructure projects, including planning and design. Private and non-profit entities are able to receive funds provided they have a local government sponsor as the applicant. The

## BUDGET NARRATIVE

local sponsor will be responsible for ensuring project completion and contracting with the ultimate recipient. Local government means a city, county, authority, or entity organized under state statute or city or county charter, and includes any council of governments.

**Staffing Impact:**

No position or FTE is requested in this policy option package.

**Quantifying Results:**

The Regional Solutions Teams track the progress of funded projects throughout the process. They capture information such as, but not limited to, the number of jobs created/retained, leveraged resources and other investments in the project, permits obtained, barriers reduced or eliminated, and the impact the project had on the community.

**Revenue Source:**

Total Funds:	\$16,744,083
Lottery Bonds, Other Funds Non-Limited	\$7,500,000
Lottery Funds, Debt Service	\$1,463,827
Other Funds	7,780,256

POP 110 Governor's Budget Request							
Description	LF	OF	FF	OF Non-Limited	GF Debt Service	Lottery Funds Debt Service	Total Funds
Personal Services							\$ -
Services & Supplies		\$ 7,780,256					\$ 7,780,256
Special Payments				\$ 7,500,000			\$ 7,500,000
Debt Service						\$ 1,463,827	\$ 1,463,827
<b>Total Funds</b>	<b>\$ -</b>	<b>\$ 7,780,256</b>	<b>\$ -</b>	<b>\$ 7,500,000</b>	<b>\$ -</b>	<b>\$ 1,463,827</b>	<b>\$ 16,744,083</b>

**ESSENTIAL AND POLICY PACKAGE FISCAL IMPACT SUMMARY**

Oregon Business Development Department  
 Pkg: 110 - Regional Infrastructure Fund

Cross Reference Name: Infrastructure  
 Cross Reference Number: 12300-300-00-00-00000

<i>Description</i>	General Fund	Lottery Funds	Other Funds	Federal Funds	Nonlimited Other Funds	Nonlimited Federal Funds	All Funds
<b>Revenues</b>							
Lottery Bonds	-	-	15,280,256	-	-	-	15,280,256
<b>Total Revenues</b>	-	-	<b>\$15,280,256</b>	-	-	-	<b>\$15,280,256</b>
<b>Services &amp; Supplies</b>							
Other Services and Supplies	-	-	280,256	-	-	-	280,256
<b>Total Services &amp; Supplies</b>	-	-	<b>\$280,256</b>	-	-	-	<b>\$280,256</b>
<b>Special Payments</b>							
Dist to Other Gov Unit	-	-	-	-	-	-	-
Dist to Non-Gov Units	-	-	7,500,000	-	7,500,000	-	15,000,000
<b>Total Special Payments</b>	-	-	<b>\$7,500,000</b>	-	<b>\$7,500,000</b>	-	<b>\$15,000,000</b>
<b>Total Expenditures</b>							
Total Expenditures	-	-	7,780,256	-	7,500,000	-	15,280,256
<b>Total Expenditures</b>	-	-	<b>\$7,780,256</b>	-	<b>\$7,500,000</b>	-	<b>\$15,280,256</b>
<b>Ending Balance</b>							
Ending Balance	-	-	7,500,000	-	(7,500,000)	-	-
<b>Total Ending Balance</b>	-	-	<b>\$7,500,000</b>	-	<b>(\$7,500,000)</b>	-	-

Agency Request  
 2019-21 Biennium

Governor's Budget  
 Page \_\_\_\_\_

Legislatively Adopted  
 Essential and Policy Package Fiscal Impact Summary - BPR013

**Oregon Business Development Department  
Policy Option Package (POP): 113**

**POP Title: Marine Navigation Improvement Fund**

~~Total Request: \$5.5 million: \$5.0 million Lottery Bonds; \$0.4 million Lottery Funds Debt Service; \$0.1 million Other Funds~~

**POLICY OPTION PACKAGE NOT FUNDED AS PART OF THE GOVERNOR'S BUDGET.**

**Purpose:**

The purpose of this request is for Lottery Bond funds necessary to replenish the Marine Navigation Improvement Fund (MINF) for potential future emergency dredging of Oregon's federal navigation channels.

This package supports the agency's strategic priority to "Cultivate Rural Economic Stability." Of Oregon's 23 ports, only one is located in an urban area – Port of Portland. All other ports have the same basic mission related to providing access to the water for industry, fisheries, and recreational activities, thus, supporting economic development.

**Background:**

OBDD provides local ports with assistance by transferring funds directly to the United States Army Corps of Engineers (USACE) to perform dredging in federal waterways. Statutory changes were made to the Marine Navigation Improvement Fund (MNIF) program by the 2013 Oregon Legislature to allow the use of MINF funds to pay for dredging of federally-authorized navigational channels under a Memorandum of Agreement (MOA) with the USACE. The revisions, and the MOA, were in response to reduced federal funding for annual Operations & Maintenance (O&M) dredging at Oregon's coastal ports and resulting navigational emergencies at some of those ports.

Funds were initially provided to OBDD by the Oregon Legislature in three different deposits: for south coast ports, for north coast ports, and for all ports. The funds are deposited into the MNIF and transferred to the USACE as needed. Business Oregon's protocol for utilizing these funds is based on health, safety, and economic needs of the community associated with the waterway in need of dredging. For instance, USACE, US Coast Guard, and local economic development and emergency management staff are contacted to determine immediacy of need. Should an eminent threat to safety be non-existent, Business Oregon works with the USACE to determine when dredging might occur in the future using federal funds.

This request is made with the expectation that bonds will not be sold until early 2021. Business Oregon currently has approximately \$5 million available for dredging under this program and anticipates expenditure of approximately \$3 million over the next two years. However, changes in federal funding practices may accelerate the need for state dollars for dredging.

**How Achieved:**

Funds will be disbursed to the USACE through an MOA as emergency dredging needs arise.

**Staffing Impact:**

No position or FTE is requested in the policy option package.

**Quantifying Results:**

Continuance of this program will allow for continued access fisheries and international ports for Oregon fishers and companies. This access will help to sustain jobs in some of Oregon's most vital industries: fishing, timber, etc.

**Revenue Source:**

Total Funds:	\$5,534,460
<del>Lottery Bonds, Other Funds Non Limited</del>	<del>\$5,000,000</del>
<del>Lottery Funds, Debt Service Limited</del>	<del>\$426,745</del>
<del>Other Funds Limited</del>	<del>\$107,715</del>

**POLICY OPTION PACKAGE NOT FUNDED AS PART OF THE GOVERNOR'S BUDGET.**

**ESSENTIAL AND POLICY PACKAGE FISCAL IMPACT SUMMARY**

Oregon Business Development Department  
 Pkg: 113 - Marine Navigation Improvement Fund

Cross Reference Name: Infrastructure  
 Cross Reference Number: 12300-300-00-00-00000

<i>Description</i>	General Fund	Lottery Funds	Other Funds	Federal Funds	Nonlimited Other Funds	Nonlimited Federal Funds	All Funds
<b>Revenues</b>							
Lottery Bonds	-	-	-	-	-	-	-
<b>Total Revenues</b>	-	-	-	-	-	-	-
<b>Services &amp; Supplies</b>							
Other Services and Supplies	-	-	-	-	-	-	-
<b>Total Services &amp; Supplies</b>	-	-	-	-	-	-	-
<b>Special Payments</b>							
Dist to Other Gov Unit	-	-	-	-	-	-	-
<b>Total Special Payments</b>	-	-	-	-	-	-	-
<b>Total Expenditures</b>							
Total Expenditures	-	-	-	-	-	-	-
<b>Total Expenditures</b>	-	-	-	-	-	-	-
<b>Ending Balance</b>							
Ending Balance	-	-	-	-	-	-	-
<b>Total Ending Balance</b>	-	-	-	-	-	-	-

# BUDGET NARRATIVE

---

## Oregon Business Development Department Policy Option Package (POP): 114

### POP Title: Seismic Rehabilitation Grant Program

Total Request: \$130.3 million; \$121.2 General Obligation Bonds OF; \$9.1 General Fund Debt Service

**POLICY OPTION PACKAGE FUNDED AS MODIFIED IN GOVERNOR'S BUDGET**

### Purpose:

The Seismic Rehabilitation Grant Program (SGRP) provides competitive grants of up to \$2.5 million to seismically rehabilitate critical public buildings and reduce seismic risk at schools and emergency services buildings, including:

- K-12 public schools, community colleges, and Education Service Districts
- Hospital buildings
- Fire stations, police stations, sheriff's offices

The Oregon Department of Geological and Mineral Industries (DOGAMI) Statewide Seismic Needs Assessment is the most comprehensive source for seismic assessment and needs. The report does not identify the total cost to address seismic rehabilitation needs in Oregon. However, assuming that 40%-60% of identified schools that have buildings at either very high risk or high to moderate risk for collapse potential warrant retrofits of \$1 million each puts that statewide need at \$750 million. Seismic grants are available to help make the communities and emergency service buildings of Oregon safe, resilient and prepared for future events.

This policy option package requests additional General Obligation Bonds to continue to provide competitive grants to eligible entities to seismically rehabilitate critical public buildings.

### Background:

At its inception in 2005, the SGRP was housed at the Office of Emergency Management at the Oregon Military Department. In the 2013 Legislative session, the program was moved to Business Oregon, which started implementing the program in January 2014.

The 2013 Legislature authorized \$30 million in bonds (\$15 million for schools and \$15 million for emergency service buildings), which were sold in spring 2015. The Infrastructure Division received over \$58 million in applications for the funding available. A total of 13 school projects and 22 emergency service projects were selected by the Seismic Rehabilitation Grant Advisory Committee for funding.

The 2015 Legislature authorized \$205 million in bonds (\$175 million for schools and \$30 million for emergency service buildings). The 2015-17 funding is divided into two bond sales. The first bond sale of \$50 million for school projects occurred in May 2016. A total of 107 applications requesting \$123.3 million were received. \$50 million of awards were approved in time for the summer construction season. The spring 2017 bond sale was \$125,000,000 for 100 school projects and \$28,600,000 for 47 emergency services projects. The spring 2018 bond sale was \$25,000,000 for



# BUDGET NARRATIVE

---

12 school projects and \$10,000,000 for 8 emergency services projects. The spring 2019 bond sale is scheduled to be \$75,000,000 for school projects and \$10,000,000 for emergency services projects.

## **How Achieved:**

To ensure an effective and efficient process that is visible and available to all communities, Business Oregon conducts outreach using staff who specialize in administration and coordination of the Seismic Rehabilitation Grant Program. Outreach is also accomplished through the Oregon Seismic Safety Policy Advisory Committee (OSSPAC) and the eleven-member Seismic Rehabilitation Advisory Committee.

The Seismic Advisory committee, and our staff work closely with Dr. Ken Goettel. Dr. Goettel, who has developed benefit-cost analysis tools for FEMA and other state emergency management agencies, has been instrumental in developing the Seismic Rehabilitation Grant Program benefit-cost analysis tool, which aids in quantifying project benefits. Project applications and feasibility studies are screened for eligibility by IFD staff and Dr. Goettel. Projects are then reviewed and awards made by the Seismic Rehabilitation Advisory Committee.

After projects are selected and funds awarded, expenditures and project progress are closely monitored by IFD staff from inception through project completion to ensure that funds are spent in a responsible and timely manner and projects are completed according to the scope of work identified by the applicant

For the 2019-21 agency requested budget, it is estimated \$100.0 million of the bond sales will be issued to Schools and \$20.0 million to emergency services buildings.

## **Staffing Impact:**

No position or FTE requested for this policy option package.

## **Quantifying Results:**

The expected outcomes are:

- program performance will be measured by the percentage of available funds that are committed to projects;
- funds leveraged in addition to program funds; and
- expediency of project completion following funding award.

## **Revenue Source:**

Total Request: \$130,289,263 OF/General Fund Debt Service:

Other Funds: \$121,240,000 million (tax-exempt General Obligation Bonds) and anticipated sale date of bonds is May 2020.

\$100,000,000 million tax-exempt Article XI-M

\$20,00,000 million tax exempt Article XI-N

\$1,240,000 cost of issuance

## BUDGET NARRATIVE

General Fund Debt Service: \$9,049,263

General Fund is requested to be appropriated for the Debt Service requirements and is included in the Debt Service SCR 900.

POP 114 Governor's Budget Request							
Description	LF	OF	FF	OF Non-Limited	GF Debt Service	Lottery Funds Debt Service	Total Funds
Personal Services							\$ -
Services & Supplies		\$ 1,240,000					\$ 1,240,000
Special Payments		\$ 120,000,000					\$ 120,000,000
Debt Service					\$ 9,049,263		\$ 9,049,263
<b>Total Funds</b>	\$ -	\$ 121,240,000	\$ -	\$ -	\$ 9,049,263	\$ -	\$ 130,289,263

**ESSENTIAL AND POLICY PACKAGE FISCAL IMPACT SUMMARY**

Oregon Business Development Department  
 Pkg: 114 - Seismic Rehab Grant Program

Cross Reference Name: Infrastructure  
 Cross Reference Number: 12300-300-00-00-00000

<i>Description</i>	General Fund	Lottery Funds	Other Funds	Federal Funds	Nonlimited Other Funds	Nonlimited Federal Funds	All Funds
<b>Revenues</b>							
General Fund Obligation Bonds	-	-	121,240,000	-	-	-	121,240,000
<b>Total Revenues</b>	-	-	<b>\$121,240,000</b>	-	-	-	<b>\$121,240,000</b>
<b>Services &amp; Supplies</b>							
Other Services and Supplies	-	-	1,240,000	-	-	-	1,240,000
<b>Total Services &amp; Supplies</b>	-	-	<b>\$1,240,000</b>	-	-	-	<b>\$1,240,000</b>
<b>Special Payments</b>							
Dist to Other Gov Unit	-	-	20,000,000	-	-	-	20,000,000
Dist to Local School Districts	-	-	100,000,000	-	-	-	100,000,000
<b>Total Special Payments</b>	-	-	<b>\$120,000,000</b>	-	-	-	<b>\$120,000,000</b>
<b>Total Expenditures</b>							
Total Expenditures	-	-	121,240,000	-	-	-	121,240,000
<b>Total Expenditures</b>	-	-	<b>\$121,240,000</b>	-	-	-	<b>\$121,240,000</b>
<b>Ending Balance</b>							
Ending Balance	-	-	-	-	-	-	-
<b>Total Ending Balance</b>	-	-	-	-	-	-	-

# BUDGET NARRATIVE

---

## Oregon Business Development Department Policy Option Package (POP): 115

**POP Title: Oregon Business Development Budget Alignment**

**Total Request FOR IFA: (\$1,499,993); \$1,361,676 Other Funds Limitation and (\$138,317) Federal Funds Limitation**

**POLICY OPTION PACKAGE FUNDED AS MODIFIED IN GOVERNOR'S BUDGET**

### **Purpose:**

To align organizational resources within the Department, to implement position reclassifications and request additional Other Fund limitation to fund two permanent part-time positions to permanent full-time positions.

### **Background:**

In December 2016, Oregon Business Development Department (OBDD) launched an effort to better define its strategic direction and align organizational resources to achieve that plan. Specifically, the department's goals were to: enhance service delivery to better meet the needs of our customers and stakeholders;

- break down internal division silos, particularly between existing business development and infrastructure teams, and establish a cohesive agency framework; and,
- increase operational flexibility related to managing within budget constraints and maximizing economic development opportunities.

To achieve these goals, the department worked with the Governor, Legislative representatives, the Legislative Fiscal Office, the DAS Chief Human Resources Office, the DAS Chief Finance Office, and the Oregon Business Development Commission to align programs and services to a new organizational structure that included four divisions: (1) Economic Development, (2) Operations & Finance, (3) Equity, Strategies & Communications, and (4) Arts & Culture.

### **How Achieved:**

To better serve all of Oregon's regions (including urban, rural, and frontier communities) -- focus economic development priorities and resources where they will have the greatest impact and target infrastructure and business investments to serve previously underrepresented communities and populations -- the agency leadership determined that an overall agency realignment was necessary. This organizational change resulted in merging the "Business, Innovation, and Trade" and "Infrastructure Finance Authority" divisions' two separate field structures into one, establishing twelve (12) Regional Development Officers to serve each region in the state, and creating six (6) Regional Project Manager positions to coordinate program services and facilitate community requests.

The Department of Administrative Services' Chief Human Resource Office has reviewed and approved the proposed reclassification requests based upon the position descriptions that the department provided.

# BUDGET NARRATIVE

---

## Staffing Impact:

The policy option package impacts 31 positions within the agency. The proposed changes to staffing are detailed below:

- Downward reclassification of nine (9) positions (0010203, 0010204, 0010205, 0010314, 0020107, 0020113, 0040105, 0060301, 0060428) from Principal Executive Manager F to Operations and Policy Analyst 4 related to the Regional Development Officers.
- Upward reclassification of five (5) positions (0020201, 0060429, 3001002, 3001007, 3010002) from Program Analyst 3 to Operations and Policy Analyst 4 for Regional Development Officers.
- Upward reclassification of six (6) positions (0040104, 0060406, 0060408, 0060412, 0060422, 3013029) from Program Analyst 3 to Operations and Policy Analyst 3 for Regional Project Managers.
- Upward reclassification of one (1) position (3006012) from Fiscal Analyst 1 to Fiscal Analyst 3 for the Senior Budget Analyst position.
- Increasing two (2) Other Fund positions (3012001 and 3011006) from Permanent Part-Time (12 months) to Permanent Full-Time (24 months). These two positions are fully funded through fees at the full-time level. This request is for position authority of full time positions only.
- Upward reclassification of one (1) position (0060612) from Administration Support Specialist 1 to Human Resource Assistant.
- Upward reclassification of one (1) position (0070130) from Accounting 4 to Principal Executive Manager E.
- Upward reclassification of one (1) position (0070016) from Information Systems Specialist 6 to Information Systems Specialist 7.
- ~~Downward reclassification of one (1) position (0060405) from Principal Executive Manager D to Operations & Policy Analyst 3.~~
- Move four (4) positions between DCR, which cross SCRs: 0040103, 3000000, 3007006, and 3008002.

In summary, agency seeks \$495,596 in Other Funds limitation and \$84,211 in Federal Funds Limitation. This PFP is funded within current department resources. The only request is an increase in Other Funds expenditure limitation for the two current positions that are currently part-time requested as full-time positions. The department has funding for these positions and current .50 FTE position authority for each position, only seeking the full position authority of 1.00 FTE for each position.

## Revenue Source:

Total Request for OBDD: Requesting \$495,596 in Other Funds Limitation, supported from fees charged and \$84,211 in Federal Limitation, supported by Federal Awards CDBG, STEP, etc.).

**ESSENTIAL AND POLICY PACKAGE FISCAL IMPACT SUMMARY**

Oregon Business Development Department  
Pkg: 115 - Budget Alignment

Cross Reference Name: Infrastructure  
Cross Reference Number: 12300-300-00-00-00000

<i>Description</i>	General Fund	Lottery Funds	Other Funds	Federal Funds	Nonlimited Other Funds	Nonlimited Federal Funds	All Funds
<b>Revenues</b>							
Other Revenues	-	-	-	-	-	-	-
Federal Funds	-	-	-	-	-	-	-
Transfer In - Intrafund	-	-	-	-	-	-	-
<b>Total Revenues</b>	-	-	-	-	-	-	-
<b>Personal Services</b>							
Class/Unclass Sal. and Per Diem	-	-	(915,620)	(89,740)	-	-	(1,005,360)
Empl. Rel. Bd. Assessments	-	-	(382)	(45)	-	-	(427)
Public Employees' Retire Cont	-	-	(155,377)	(15,229)	-	-	(170,606)
Social Security Taxes	-	-	(70,042)	(6,864)	-	-	(76,906)
Worker's Comp. Assess. (WCD)	-	-	(363)	(43)	-	-	(406)
Flexible Benefits	-	-	(219,892)	(26,396)	-	-	(246,288)
<b>Total Personal Services</b>	-	-	<b>(\$1,361,676)</b>	<b>(\$138,317)</b>	-	-	<b>(\$1,499,993)</b>
<b>Total Expenditures</b>							
Total Expenditures	-	-	(1,361,676)	(138,317)	-	-	(1,499,993)
<b>Total Expenditures</b>	-	-	<b>(\$1,361,676)</b>	<b>(\$138,317)</b>	-	-	<b>(\$1,499,993)</b>
<b>Ending Balance</b>							
Ending Balance	-	-	1,361,676	138,317	-	-	1,499,993
<b>Total Ending Balance</b>	-	-	<b>\$1,361,676</b>	<b>\$138,317</b>	-	-	<b>\$1,499,993</b>

**ESSENTIAL AND POLICY PACKAGE FISCAL IMPACT SUMMARY**

Oregon Business Development Department  
 Pkg: 115 - Budget Alignment

Cross Reference Name: Infrastructure  
 Cross Reference Number: 12300-300-00-00-00000

<i>Description</i>	General Fund	Lottery Funds	Other Funds	Federal Funds	Nonlimited Other Funds	Nonlimited Federal Funds	All Funds
<b>Total Positions</b>							
Total Positions							(7)
<b>Total Positions</b>	-	-	-	-	-	-	<b>(7)</b>
<b>Total FTE</b>							
Total FTE							(7.00)
<b>Total FTE</b>	-	-	-	-	-	-	<b>(7.00)</b>

PACKAGE: 115 - Budget Alignment

POSITION NUMBER	CLASS	COMP	CLASS NAME	POS CNT	FTE	MOS	STEP	RATE	GF SAL/OPE	OF SAL/OPE	FF SAL/OPE	LF SAL/OPE	AF SAL/OPE
0020201	UA	C0862	AP PROGRAM ANALYST 3	1-	1.00-	24.00-	09	7,242.00		173,808- 78,094-			173,808- 78,094-
0040103	UA	C0438	AP PROCUREMENT & CONTRACT SPEC 3	1-	1.00-	24.00-	09	7,242.00		173,808- 78,094-			173,808- 78,094-
0040104	UA	C0862	AP PROGRAM ANALYST 3	1-	1.00-	24.00-	09	7,242.00		173,808- 78,094-			173,808- 78,094-
0040104	UA	C0872	AP OPERATIONS & POLICY ANALYST 3	1	1.00	24.00	09	7,593.00		182,232 80,169			182,232 80,169
0060406	UA	C0862	AP PROGRAM ANALYST 3	1-	1.00-	24.00-	09	7,242.00		95,594- 42,952-	78,214- 35,142-		173,808- 78,094-
0060406	UA	C0872	AP OPERATIONS & POLICY ANALYST 3	1	1.00	24.00	09	7,593.00		100,246 44,102	81,986 36,067		182,232 80,169
0060408	UA	C0862	AP PROGRAM ANALYST 3	1-	1.00-	24.00-	09	7,242.00		95,594- 42,952-	78,214- 35,142-		173,808- 78,094-
0060408	UA	C0872	AP OPERATIONS & POLICY ANALYST 3	1	1.00	24.00	09	7,593.00		100,246 44,102	81,986 36,067		182,232 80,169
0060412	UA	C0862	AP PROGRAM ANALYST 3	1-	1.00-	24.00-	02	5,188.00		62,256- 32,980-	62,256- 32,978-		124,512- 65,958-
0060412	UA	C0872	AP OPERATIONS & POLICY ANALYST 3	1	1.00	24.00	09	7,593.00		91,116 40,086	91,116 40,083		182,232 80,169
0060422	UA	C0862	AP PROGRAM ANALYST 3	1-	1.00-	24.00-	09	7,242.00		86,904- 39,048-	86,904- 39,046-		173,808- 78,094-
0060422	UA	C0872	AP OPERATIONS & POLICY ANALYST 3	1	1.00	24.00	09	7,593.00		91,116 40,086	91,116 40,083		182,232 80,169
0060429	UA	C0862	AP PROGRAM ANALYST 3	1-	1.00-	24.00-	09	7,242.00		130,356- 58,571-	43,452- 19,523-		173,808- 78,094-



PACKAGE: 115 - Budget Alignment

POSITION NUMBER	CLASS	COMP	CLASS NAME	POS CNT	FTE	MOS	STEP	RATE	GF SAL/OPE	OF SAL/OPE	FF SAL/OPE	LF SAL/OPE	AF SAL/OPE
3001002	UA	C0862	AP PROGRAM ANALYST 3	1-	1.00-	24.00-	07	6,585.00		158,040-74,212-			158,040-74,212-
3001007	UA	C0862	AP PROGRAM ANALYST 3	1-	1.00-	24.00-	09	7,242.00		173,808-78,094-			173,808-78,094-
3007006	UA	C0435	AP PROCUREMENT AND CONTRACT ASST	1-	1.00-	24.00-	09	4,509.00		108,216-61,946-			108,216-61,946-
3010002	UA	C0862	AP PROGRAM ANALYST 3	1-	1.00-	24.00-	09	7,242.00		86,904-39,048-	86,904-39,046-		173,808-78,094-
3013029	UA	C0862	AP PROGRAM ANALYST 3	1-	1.00-	24.00-	05	5,988.00		143,712-70,685-			143,712-70,685-
3013029	UA	C0872	AP OPERATIONS & POLICY ANALYST 3	1	1.00	24.00	09	7,593.00		182,232-80,169			182,232-80,169
TOTAL PICS SALARY										915,620-	89,740-		1,005,360-
TOTAL PICS OPE										446,056-	48,577-		494,633-
TOTAL PICS PERSONAL SERVICES =				7-	7.00-	168.00-				1,361,676-	138,317-		1,499,993-

01/09/19 REPORT NO.: PPDPLWSBUD  
 REPORT: DETAIL LISTING BY SUMMARY XREF AGENCY  
 AGENCY: 12300 OREGON BUSINESS DEVEL DEPT  
 SUMMARY XREF: 300-00-00 115 Infrastructure

DEPT. OF ADMIN. SVCS. -- PPDB PICS SYSTEM

PAGE 8  
 2019-21  
 PROD FILE  
 PICS SYSTEM: BUDGET PREPARATION

POSITION NUMBER	AUTH NO	ORG STRUC	F POS PKG Y TYP	CLASS COMP	S T POS CNT	FTE	BUDGET RATE	MOS	GF SAL	OF SAL	FF SAL	LF SAL	T R K
0020201	000006600	300-01-00-00000	115 0 PF UA	C0862 AP	29 09 1-	1.00-	7,242.00	24.00-		173,808-			
EST DATE: 2019/07/01 EXP DATE: 9999/01/01													
0040103	000006770	300-01-00-00000	115 0 PF UA	C0438 AP	29 09 1-	1.00-	7,242.00	24.00-		173,808-			
EST DATE: 2019/07/01 EXP DATE: 9999/01/01													
0040104	000006780	300-01-00-00000	115 0 PF UA	C0862 AP	29 09 1-	1.00-	7,242.00	24.00-		173,808-			
EST DATE: 2019/07/01 EXP DATE: 9999/01/01													
0040104	000006780	300-01-00-00000	115 0 PF UA	C0872 AP	30 09 1	1.00	7,593.00	24.00		182,232			
EST DATE: 2019/07/01 EXP DATE: 9999/01/01													
0060406	000007070	300-01-00-00000	115 0 PF UA	C0862 AP	29 09 1-	1.00-	7,242.00	24.00-		95,594-	78,214-		
EST DATE: 2019/07/01 EXP DATE: 9999/01/01													
0060406	000007070	300-01-00-00000	115 0 PF UA	C0872 AP	30 09 1	1.00	7,593.00	24.00		100,246	81,986		
EST DATE: 2019/07/01 EXP DATE: 9999/01/01													
0060408	000007090	300-01-00-00000	115 0 PF UA	C0862 AP	29 09 1-	1.00-	7,242.00	24.00-		95,594-	78,214-		
EST DATE: 2019/07/01 EXP DATE: 9999/01/01													
0060408	000007090	300-01-00-00000	115 0 PF UA	C0872 AP	30 09 1	1.00	7,593.00	24.00		100,246	81,986		
EST DATE: 2019/07/01 EXP DATE: 9999/01/01													
0060412	000007130	300-01-00-00000	115 0 PF UA	C0862 AP	29 02 1-	1.00-	5,188.00	24.00-		62,256-	62,256-		
EST DATE: 2019/07/01 EXP DATE: 9999/01/01													
0060412	000007130	300-01-00-00000	115 0 PF UA	C0872 AP	30 09 1	1.00	7,593.00	24.00		91,116	91,116		
EST DATE: 2019/07/01 EXP DATE: 9999/01/01													
0060422	000556650	300-01-00-00000	115 0 PF UA	C0862 AP	29 09 1-	1.00-	7,242.00	24.00-		86,904-	86,904-		
EST DATE: 2019/07/01 EXP DATE: 9999/01/01													
0060422	000556650	300-01-00-00000	115 0 PF UA	C0872 AP	30 09 1	1.00	7,593.00	24.00		91,116	91,116		
EST DATE: 2019/07/01 EXP DATE: 9999/01/01													
0060429	000720920	300-01-00-00000	115 0 PF UA	C0862 AP	29 09 1-	1.00-	7,242.00	24.00-		130,356-	43,452-		
EST DATE: 2019/07/01 EXP DATE: 9999/01/01													
3001002	000827430	300-01-00-00000	115 0 PF UA	C0862 AP	29 07 1-	1.00-	6,585.00	24.00-		158,040-			
EST DATE: 2019/07/01 EXP DATE: 9999/01/01													
3001007	000827480	300-01-00-00000	115 0 PF UA	C0862 AP	29 09 1-	1.00-	7,242.00	24.00-		173,808-			
EST DATE: 2019/07/01 EXP DATE: 9999/01/01													
3007006	000990780	300-01-00-00000	115 0 PF UA	C0435 AP	19 09 1-	1.00-	4,509.00	24.00-		108,216-			
EST DATE: 2019/07/01 EXP DATE: 9999/01/01													

01/09/19 REPORT NO.: PPDPLWSBUD  
 REPORT: DETAIL LISTING BY SUMMARY XREF AGENCY  
 AGENCY: 12300 OREGON BUSINESS DEVEL DEPT  
 SUMMARY XREF: 300-00-00 115 Infrastructure

DEPT. OF ADMIN. SVCS. -- PPDB PICS SYSTEM

PAGE 9  
 2019-21  
 PROD FILE  
 PICS SYSTEM: BUDGET PREPARATION

POSITION NUMBER	AUTH NO	ORG STRUC	F POS	CLASS	COMP	RNG	S T P	POS CNT	FTE	BUDGET RATE	MOS	GF SAL	OF SAL	FF SAL	LF SAL	T R K
3010002	001154170	300-01-00-00000	115 0 PF	UA	C0862 AP	29	09	1-	1.00-	7,242.00	24.00-		86,904-	86,904-		
EST DATE: 2019/07/01 EXP DATE: 9999/01/01																
3013029	001242950	300-01-00-00000	115 0 PF	UA	C0862 AP	29	05	1-	1.00-	5,988.00	24.00-		143,712-			
EST DATE: 2019/07/01 EXP DATE: 9999/01/01																
3013029	001242950	300-01-00-00000	115 0 PF	UA	C0872 AP	30	09	1	1.00	7,593.00	24.00		182,232			
EST DATE: 2019/07/01 EXP DATE: 9999/01/01																
			115					7-	7.00-		168.00-		915,620-	89,740-		
								2	2.26-		54.00-		915,620-	89,740-	639,148	
								10	6.74		162.00		397,674	67,580	770,810	

01/09/19 REPORT NO.: PPDPLWSBUD  
REPORT: DETAIL LISTING BY SUMMARY XREF AGENCY  
AGENCY: 12300 OREGON BUSINESS DEVEL DEPT  
SUMMARY XREF: 300-00-00 115 Infrastructure

DEPT. OF ADMIN. SVCS. -- PPDB PICS SYSTEM

PAGE 10  
2019-21  
PROD FILE  
PICS SYSTEM: BUDGET PREPARATION

POSITION NUMBER	AUTH NO	ORG STRUC	F POS	CLASS	COMP	S T RNG P	POS CNT	FTE	BUDGET RATE	MOS	GF SAL	OF SAL	FF SAL	LF SAL	T R K
							10	6.74		162.00		397,674	67,580	770,810	

## Detail of Lottery Funds, Other Funds, and Federal Funds Revenue

Source	Fund	ORBTIS Revenue Acct	2015-2017 Actual	2017-19 Legislatively Adopted	2017-19 Estimated	2019-21 Agency Request	2019-21 Governor's Budget	2019-21 Legislatively Adopted
<b><u>Infrastructure</u></b>								
<b>Limited</b>								
Business Lic and Fees	3400	0205	0	7,500	7,000	7,500	7,500	
Charges for Services	3400	0410		12,000	0	12,000	12,000	
General Fund Obligation Bonds	3400	0555	195,450,272	121,610,000	91,575,000	276,214,500	245,899,500	
Lottery Bonds	3400	0565	10,285,185	20,953,296	19,428,810	65,502,615	59,923,907	
Interest Income	3400	0605	1,746,830	1,488,278	2,912,192	3,615,246	3,615,246	
Other Revenues	3400	0975	94,875	993,028	1,116,438	1,002,284	1,002,284	
Federal Revenue	6400	0995	22,413,142	33,726,509	24,064,192	34,880,972	35,019,289	

## Detail of Lottery Funds, Other Funds, and Federal Funds Revenue

Source	Fund	ORBTIS Revenue Acct	2015-2017 Actual	2017-19 Legislatively Adopted	2017-19 Estimated	2019-21 Agency Request	2019-21 Governor's Budget	2019-21 Legislatively Adopted
<b><u>Infrastructure</u></b>								
<b>Non-limited</b>								
Charges for Services	3200	0410	100	249,000	100	249,000	249,000	
Lottery Bonds	3200	0565	27,818,823	30,000,000	21,180,000	155,000,000	119,450,000	
Revenue Bonds	3200	0570	0	30,000,000	10,590,000	30,000,000	30,000,000	
Interest Income	3200	0605	31,725,312	26,455,081	31,974,568	27,810,153	27,810,153	
Interest Income	3230	0605	628	745	24,742	745	745	
Loan Repayments	3200	0925	113,027,431	72,478,644	67,015,446	72,478,644	72,478,644	

**DETAIL OF LOTTERY FUNDS, OTHER FUNDS, AND FEDERAL FUNDS REVENUE**

Oregon Business Development Department  
2019-21 Biennium

Agency Number: 12300  
Cross Reference Number: 12300-300-00-00-00000

<i>Source</i>	2015-17 Actuals	2017-19 Leg Adopted Budget	2017-19 Leg Approved Budget	2019-21 Agency Request Budget	2019-21 Governor's Budget	2019-21 Leg. Adopted Audit
<b>Lottery Funds</b>						
Transfer In - Intrafund	2,100,000	-	-	-	-	-
Transfer In Lottery Proceeds	-	-	-	750,000	-	-
Tsfr From Administrative Svcs	3,805,177	1,548,664	2,561,780	1,759,132	3,123,819	-
Transfer Out - Intrafund	(2,100,000)	-	-	-	-	-
Tsfr To Administrative Svcs	(400,000)	-	-	-	-	-
<b>Total Lottery Funds</b>	<b>\$3,405,177</b>	<b>\$1,548,664</b>	<b>\$2,561,780</b>	<b>\$2,509,132</b>	<b>\$3,123,819</b>	<b>-</b>
<b>Other Funds</b>						
Business Lic and Fees	-	7,500	7,500	7,500	7,500	-
Charges for Services	-	12,000	12,000	12,000	12,000	-
General Fund Obligation Bonds	195,450,272	121,610,000	121,610,000	276,214,500	245,899,500	-
Lottery Bonds	10,825,185	20,953,296	20,953,296	65,502,615	59,923,907	-
Interest Income	1,746,830	1,488,278	1,488,278	3,615,246	3,615,246	-
Other Revenues	94,875	200,874	993,028	1,002,284	1,002,284	-
Transfer In - Intrafund	7,716,548	7,963,676	7,963,676	7,077,760	8,461,539	-
Tsfr From Oregon Health Authority	599,942	740,000	740,000	740,000	740,000	-
Tsfr From Transportation, Dept	-	417,000	417,000	473,350	473,350	-
Transfer Out - Intrafund	(2,741,611)	-	-	-	-	-
Tsfr To Administrative Svcs	(439,007)	-	-	-	-	-
<b>Total Other Funds</b>	<b>\$213,253,034</b>	<b>\$153,392,624</b>	<b>\$154,184,778</b>	<b>\$354,645,255</b>	<b>\$320,135,326</b>	<b>-</b>
<b>Federal Funds</b>						
Federal Funds	22,413,142	33,698,583	33,726,509	34,880,972	35,019,289	-
Transfer In - Intrafund	576,561	-	-	-	-	-
Transfer Out - Intrafund	(576,561)	-	-	-	-	-
<b>Total Federal Funds</b>	<b>\$22,413,142</b>	<b>\$33,698,583</b>	<b>\$33,726,509</b>	<b>\$34,880,972</b>	<b>\$35,019,289</b>	<b>-</b>

\_\_\_\_ Agency Request  
2019-21 Biennium

  X   Governor's Budget  
Page \_\_\_\_\_

\_\_\_\_ Legislatively Adopted  
Detail of LF, OF, and FF Revenues - BPR012

**DETAIL OF LOTTERY FUNDS, OTHER FUNDS, AND FEDERAL FUNDS REVENUE**

Oregon Business Development Department  
2019-21 Biennium

Agency Number: 12300  
Cross Reference Number: 12300-300-00-00-00000

<i>Source</i>	2015-17 Actuals	2017-19 Leg Adopted Budget	2017-19 Leg Approved Budget	2019-21 Agency Request Budget	2019-21 Governor's Budget	2019-21 Leg. Adopted Audit
<b>Nonlimited Other Funds</b>						
Charges for Services	100	249,000	249,000	249,000	249,000	-
Lottery Bonds	27,818,823	30,000,000	30,000,000	155,000,000	119,450,000	-
Revenue Bonds	-	30,000,000	30,000,000	30,000,000	30,000,000	-
Interest Income	31,725,940	26,455,826	26,455,826	27,810,153	27,810,153	-
Loan Repayments	113,027,431	72,478,644	72,478,644	72,478,644	72,478,644	-
Transfer In - Intrafund	85,579,968	41,931,695	41,931,695	41,931,695	41,931,695	-
Tsfr From Oregon Health Authority	22,444,092	16,692,000	16,692,000	16,692,000	16,692,000	-
Transfer Out - Intrafund	(93,665,188)	(51,755,587)	(51,798,550)	(52,780,165)	(52,780,165)	-
Tsfr To Administrative Svcs	(1,149,220)	-	-	-	-	-
Tsfr To Oregon Health Authority	(375,000)	-	-	-	-	-
<b>Total Nonlimited Other Funds</b>	<b>\$185,406,946</b>	<b>\$166,051,578</b>	<b>\$166,008,615</b>	<b>\$291,381,327</b>	<b>\$255,831,327</b>	<b>-</b>

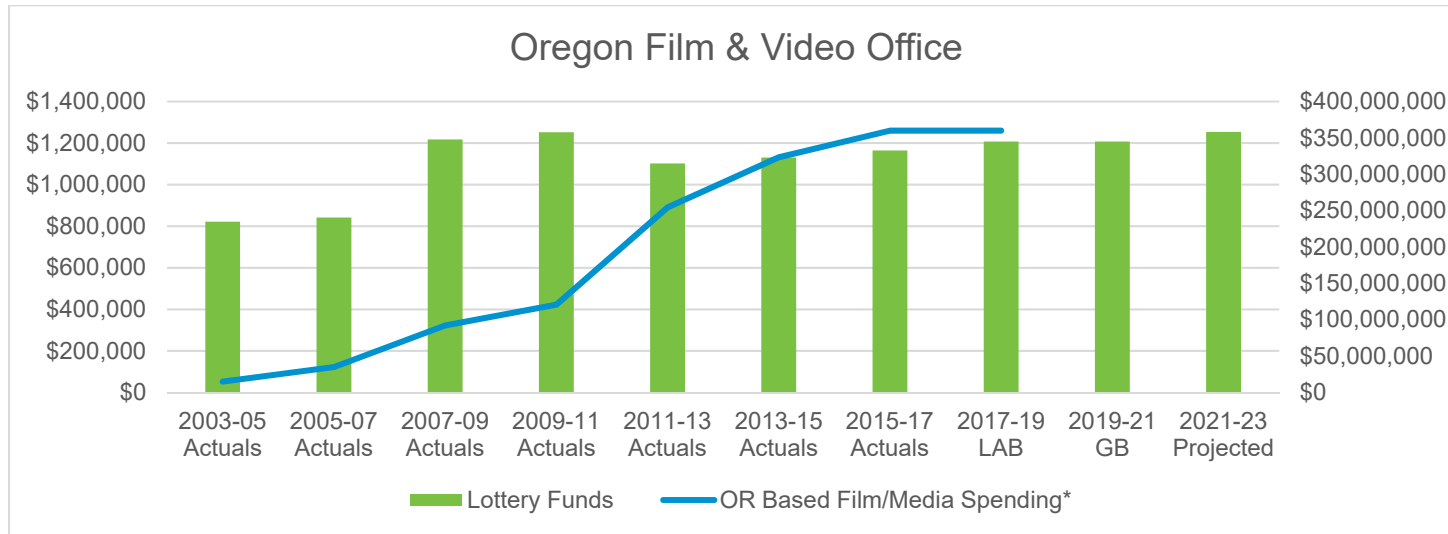


# BUDGET NARRATIVE

Primary Focus Area: A Thriving Statewide Economy  
 Secondary Focus Area: N/A  
 Program Contact: Tim Williams, Executive Director, Oregon Film and Video Office, (971) 254-4021

## Program Overview

The Oregon Film and Video Office (OFVO) is a semi-independent agency designed to recruit and facilitate film, television and media production throughout the state. The office carries out this mission by being a first point of entry for both out-of-state and in-state media production companies and by using key recruitment tools such as the Oregon Production Investment Fund and the Greenlight Oregon Labor rebate. The office works to create important public-private partnerships to foster a collaborative atmosphere in the local film and television industry as well as Oregon’s blossoming high-tech and creative communities.



## Program Funding Request

The Governor’s Budget proposal for the 2019-21 biennium is \$1,207,545 total Lottery Funds. This funding level will support the continued effort to recruit film, television and digital media production to the state as well as work with local private industry to further develop local education, infrastructure and workforce development.

\*OR Film/TV spending represents total direct spending reported on film, television, media and television commercial production in Oregon. Data is based on fiscal year data. 2015-17 numbers are estimates based on known projects and estimated spending from known projects.

# BUDGET NARRATIVE

2019-21 Governor's Budget				
Office of Film & Video				
Description	Lottery Funds	Total Funds	Positions	FTE
<b>Base Budget</b>	\$ 1,207,545	\$ 1,207,545	-	-
<b>Current Service Level Packages</b>				
Pkg. 031 - Standard Inflation	45,887		-	-
<b>Total Current Service Level Packages</b>	\$ 45,887	\$ 45,887	-	-
<b>Total Current Service Level (CSL)</b>	\$ 1,253,432	\$ 1,253,432	-	-
<b>Policy Option Packages</b>				
Pkg 090 -- Analyst Adjustment	(45,887)	(45,887)	-	-
<b>Total Policy Option Packages</b>	\$ (45,887)	\$ (45,887)	-	-
<b>Governor's Budget</b>	\$ 1,207,545	\$ 1,207,545	-	-

## Program Description

The OFVO works as a new business recruiter, a marketing office, and facilitator for the state of Oregon specifically in the media and entertainment industry. OFVO’s primary customers have traditionally been film, television, and commercial producers, but in the past 10 years the customer base has expanded to growing industries like animation, digital media, VR/AR and video game production.

**Marketing.** In addition to attending and sponsoring events relevant to the film and TV industry, the OFVO has also looked to partner with Oregon businesses and organizations to create new events that best present the “Oregon Experience” both to prospective clients and the indigenous community. Most recently, OFVO’s partnerships with Travel Oregon and Oregon State Parks has led to several joint events celebrating and promoting a history of more than 450 productions around the state of Oregon. In 2018 OFVO also celebrated its 50th anniversary with a series of screenings of both old and new #OregonMade media content designed to directly market the state as a long standing destination for high quality film, TV and media production.

Over the last few years OFVO has embraced the power of social media platforms to promote its work, recruitment efforts and the media products being produced in the state. OFVO has continued its work to attract out-of-state projects while also maintaining a balanced approach by recognizing the growth of indigenous companies, producers, creators and productions. Through these efforts, OFVO has been able to expand its marketing reach and give a depth to the story of the historic connection of production work to this state, thereby demonstrating that Oregon’s film and TV industry is not only relevant in the new media platforms but also ensuring a more permanent and experientially diverse native workforce.

# BUDGET NARRATIVE

---

## **Recruitment**

In the current competitive environment of states vying for production work, Oregon has done remarkably well. The key tools for recruiting larger budget productions are the incentive programs (Oregon Production Investment Fund and Greenlight Oregon Labor Rebate). No state in the U.S. lands any amount of significant work without an incentive program. Despite the fact that Oregon offers one of the more modest programs in the country, the state's other advantages allow OFVO to compete, and often succeed, in recruitment. And, with the recent addition of an incentive program focused solely on production work being done outside of the Portland Metro area (the "regional" OPIF or "rOPIF") and the expansion of the incentive program that promotes work by local producers and production companies (the "indigenous" OPIF or "iOPIF"), more and more homegrown productions are finding their way for longer periods of time to all parts of the state. Current indications are that incentivized work in the state account for close to 4,000 jobs and almost \$200M of in-state spending during the 2017-2018 fiscal year with production work taking place in locations around the state like La Pine, Manzanita, Maupin, Klamath Falls, Burns and Mt. Hood.

## **Facilitation**

OFVO also looks to connect film and media companies to local efforts in other industries. In keeping with Oregon's reputation for sustainable stewardship, OFVO takes seriously its responsibility to connect productions with the green resources available throughout the state. Some of our green efforts include partnering, providing a searchable database of green and sustainable vendors, providing productions with our Best Practices Guide, working closely with studio green mandates, and staying active and educated in current sustainable developments.

In a typical week, OFVO receives numerous requests for assistance from companies producing either television commercials or magazine and catalog ads. OFVO acts as a facilitator/negotiator working to determine and communicate what agencies like U.S. Forestry and State Parks find acceptable film and television production practices. Other times this facilitator role involves two or more government agencies with overlapping control. Shooting on some bridges in Portland involves the production company, as well as the City of Portland, Multnomah County, Oregon Department of Transportation, and Metro with all parties being helped to find the common ground. Frequently OFVO finds itself acting as an advocate for the economic benefit of production. Productions have very little time to set up and produce their project and having OFVO available to accelerate the early stages of production is invaluable.

## **Program Justification and Link to Long Term Outcomes**

Oregon's film and media industry is a traded sector industry that uses both entry-level and highly skilled workers. A major project includes upwards of 30 drivers, teams of construction workers, experienced technicians and talented actors, writers, and directors. The scale of these projects can have great potential for job growth and high wages, bringing new capital into the state. Over the last 10 years the in-state spend being tracked by OFVO has risen from just over \$10M to now exceeding \$170M; while the jobs that are directly impacted by the projects coming through the incentive programs now exceed 4,000. The continued growth and diversification of this industry remains the primary focus of OFVO.

Even with a recent modest increase in the state's annual funding cap for the Oregon Production Investment Fund, Oregon continues to turn away work, causing companies to find a production home in one of the more than 30 other U.S. states that have created or enhanced their film incentive programs. California, directly to Oregon's south, and Vancouver BC, to Oregon's north, remain extremely busy production centers that attract and

## **BUDGET NARRATIVE**

---

retain much more work than Oregon. However, producers from both within and outside of Oregon are attracted to Oregon’s established talent, experienced crew, diverse landscapes and ease of travel. But in the current market, productions must weigh the benefits of incentive programs as the leading factor in their decision of “where to shoot” and where to spend their production budgets.

The expected results for the biennium are directly tied to the future of the two incentive programs (Oregon Production Investment Fund and Greenlight Labor). With the extension of these two programs until December 31, 2023, Oregon is well positioned to continue the growth and development of the industry. Every year there is evidence of infrastructure development and a deepening of the local crew and talent base. Recently, there has also been evidence of a dramatic increase in development of the emerging digital media industry, which is becoming more and more important to the traditional film and video industry. Higher education institutions such as the University of Oregon, Portland State University, Southern Oregon University, Lane County Community College and Clackamas Community College have seen greater than expected enrollment in their developing digital media and film studies programs, which should provide added depth of talent for years to come.

OFVO was also recently granted the ability to utilize a small percentage of the incentives paid out to develop education and workforce development programs. This has led to the implementation of apprenticeship programs, equity and diversity access positions, high school job shadow programs and paid on-set internship programs.

In addition, through strategic public and private partnerships, OFVO has also managed to put together a granting program executed in conjunction with the #OregonMade Creative Foundation a program of the Charitable Partnership Fund (CPF), a 501(c)(3) non-profit corporation. These programs include an Outdoor Adventure Diversity Grant, a screenwriting program at Playa Summer Lake, a permanent exhibit of Oregon’s Film History at PDX Airport, the creation of special “historic markers” for filming locations around the state and discussions for further programs dealing with post-production, local project distribution and content creation.

Through its ongoing efforts in marketing, programming, workforce development, recognition of Oregon’s rich history, support and expansion of Oregon’s indigenous and imported production sectors and its work in connecting the established and emerging sectors of the industry, the Oregon Film and Video Office’s activities support the Governor’s goal of creating a thriving statewide economy as well as supporting the creation of paths that stretch from High School to Careers in this industry.

### **Program Performance**

Performance of OFVO is often directly related to the amount of film and media spending in the State of Oregon. As demonstrated in the chart on page one, Oregon’s film and media industry has seen record growth in just a few short years. The chart reflects the amount of direct spending for all productions tied to the Oregon Production Investment Fund and the Greenlight Rebate.

Industry spending has risen dramatically over the past few years. For the 2005-06 fiscal year, the film office recruited nearly \$10M of film and television production, impacting just over 500 jobs. For the fiscal year 2014-2015, the total direct in-state spending increased to nearly \$170M while the 2016-2017 fiscal year is projected to exceed \$200M. These directly tracked productions now impact more than 3,000 jobs. These impact numbers also directly relate to growth in local employment and local businesses - both in the growth of direct service and production companies as

## **BUDGET NARRATIVE**

---

well as in “support” industries like hotel, travel and accommodations, hardware, software, office supplies, and the clothing industry - amongst many others. With this success, also comes an increase in demand. The demand has been so great recently that Oregon’s film incentives have now been exhausted through the summer of 2017, leaving several projects intent on producing in Oregon to look elsewhere.

### **Enabling Legislation/Program Authorization**

OFVO receives its statutory authority from ORS Chapters 284.305, 284.315, 284.325, 284.335, 284.345, 284.355, 284.365, 284.367, 284.368, 284.369, and 284.370.

### **Funding Streams**

The OFVO’s operating expenses are funded by Lottery Funds. The Oregon Production Investment Fund is currently funded by the sale of tax credits capped at \$14M a year and the Greenlight Oregon Labor Rebate program is an uncapped program rebating an additional \$4M to \$5M per year based on audited and tracked in-state labor spending. .

### **Significant Proposed Program Changes from 2017-19**

Proposed 2019-21 Governor’s Budget has no significant proposed program changes.

# BUDGET NARRATIVE

---

## Oregon Film and Video Office (OFVO)

### Program Description

#### **Purpose:**

The OFVO is a semi-independent agency designed to recruit and facilitate film, television and media production throughout the state. The OFVO carries out this mission by being a first point of entry for both out-of-state and in-state production companies and by using marketing and sales tools, a robust website, blog, newsletter and social media presence, a large locations database, and other key recruitment tools such as tax credit incentive programs like the Oregon Production Investment Fund and the Greenlight Oregon Labor rebate. The OFVO works to create important public-private partnerships to foster a collaborative atmosphere in the local film, television and media industry with a goal to building a stronger, more diverse and growing community based upon more than 110 years of film and media production here in the state. As emerging technologies impact traditional media, the OFVO has looked to link Oregon’s blossoming high-tech and creative communities thus providing new business opportunities in the state.

#### **Customers:**

The OFVO customers have traditionally been film, television, and commercial producers, but in the past 10 years the customer base has expanded to growing industries like animation, digital media, VR/AR and video game production.

#### **Activities, programs, and issues in the base budget:**

The OFVO works as a new business recruiter, a marketing office, a community builder and a facilitator for the state of Oregon specifically in the media and entertainment industry.

#### **Marketing**

In addition to attending and sponsoring events relevant to the film and TV industry, OFVO has also looked to partner with Oregon state agencies, businesses and other state and local organizations to create new events that best present the “Oregon Experience” both to prospective clients and the local creative community. Most recently, OFVO’s partnerships with Travel Oregon and Oregon State Parks has led to several joint events celebrating and promoting a history of more than 450 productions around the state of Oregon. In 2018 OFVO also celebrated its 50th anniversary with a series of screenings of both old and new #OregonMade media content designed to directly market the state as a long standing destination for high quality film, TV and media production. Over the last few years OFVO has embraced the power of social media platforms to promote its work, recruitment efforts and the media products being produced in the state. OFVO has continued its work to attract out-of-state projects while also maintaining a balanced approach by recognizing the growth of indigenous companies, producers, creators and productions. Through these efforts, OFVO has been able to expand its marketing reach and give a depth to the story of the historic connection of production work to this state, thereby demonstrating that

# BUDGET NARRATIVE

---

Oregon's film and TV industry is not only relevant in the new media platforms but also ensuring a more permanent and experientially diverse native workforce.

## **Recruitment**

In the current competitive environment of states vying for production work, Oregon has done remarkably well. The key tools for recruiting larger budget productions are the incentive programs (Oregon Production Investment Fund and Greenlight Oregon Labor Rebate). No state in the U.S. lands any amount of significant work without an incentive program. Despite the fact that Oregon offers one of the more modest programs in the country, the state's other advantages allow OFVO to compete, and often succeed, in recruitment. And, with the recent addition of an incentive program focused solely on production work being done outside of the Portland Metro area (the "regional" OPIF or "rOPIF") and the expansion of the incentive program that promotes work by local producers and production companies (the "indigenous" OPIF or "iOPIF"), more and more homegrown productions are finding their way for longer periods of time to all parts of the state. Current indications are that incentivized work in the state account for close to 4,000 jobs and almost \$200M of in-state spending during the 2017-2018 fiscal year with production work taking place in locations around the state like La Pine, Manzanita, Maupin, Klamath Falls, Burns and Mt. Hood.

## **Facilitation**

OFVO also looks to connect film and media companies to local efforts in other industries. In keeping with Oregon's reputation for sustainable stewardship, OFVO takes seriously its responsibility to connect productions with the green resources available throughout the state. Some of our green efforts include partnering, providing a searchable database of green and sustainable vendors, providing productions with our Best Practices Guide, working closely with studio green mandates, and staying active and educated in current sustainable developments.

In a typical week, OFVO receives numerous requests for assistance from companies producing either television commercials or magazine and catalog ads. OFVO acts as a facilitator/negotiator working to determine and communicate what agencies like U.S. Forestry and State Parks find acceptable film and television production practices. Other times this facilitator role involves two or more government agencies with overlapping control. Shooting on some bridges in Portland involves the production company, as well as the City of Portland, Multnomah County, Oregon Department of Transportation, and Metro with all parties being helped to find the common ground. Frequently OFVO finds itself acting as an advocate for the economic benefit of production. Productions have very little time to set up and produce their project and having OFVO available to accelerate the early stages of production is invaluable.

## **Important background for decision makers**

Even with a recent modest increase in the state's annual funding cap for the Oregon Production Investment Fund, Oregon continues to turn away work, causing companies to find a production home in one of the more than 30 other U.S. states that have created or enhanced their film incentive programs. California, directly to Oregon's south, and Vancouver BC, to Oregon's north, remain extremely busy production centers that attract and

---

## BUDGET NARRATIVE

---

retain much more work than Oregon. However, producers from both within and outside of Oregon are attracted to Oregon’s established talent, experienced crew, diverse landscapes and ease of travel. But in the current market, productions must weigh the benefits of incentive programs as the leading factor in their decision of “where to shoot” and where to spend their production budgets.

### **Expected results in the 2019-21 biennium:**

The expected results for the biennium are directly tied to the future of the two incentive programs (Oregon Production Investment Fund and Greenlight Labor). With the extension of these two programs until December 31, 2023, Oregon is well positioned to continue the growth and development of the industry. Every year there is evidence of infrastructure development and a deepening of the local crew and talent base. Recently, there has also been evidence of a dramatic increase in development of the emerging digital media industry, which is becoming more and more important to the traditional film and video industry. Higher education institutions such as the University of Oregon, Portland State University, Southern Oregon University, Lane County Community College and Clackamas Community College have seen greater than expected enrollment in their developing digital media and film studies programs, which should provide added depth of talent for years to come.

OFVO was also recently granted the ability to utilize a small percentage of the incentives paid out to develop education and workforce development programs. This has led to the implementation of apprenticeship programs, equity and diversity access positions, high school job shadow programs and paid on-set internship programs.

In addition, through strategic public and private partnerships, OFVO has also managed to put together a granting program executed in conjunction with the #OregonMade Creative Foundation a program of the Charitable partnership Fund (CPF), a 501(c)(3) non-profit corporation. These programs include an Outdoor Adventure Diversity Grant, a screenwriting program at Playa Summer Lake, a permanent exhibit of Oregon’s Film History at PDX Airport, the creation of special “historic markers” for filming locations around the state and discussions for further programs dealing with post-production, local project distribution and content creation.

Through its ongoing efforts in marketing, programming, workforce development, recognition of Oregon’s rich history, support and expansion of Oregon’s indigenous and imported production sectors and its work in connecting the established and emerging sectors of the industry, the Oregon Film and Video Office’s activities support the Governor’s goal of creating a thriving statewide economy as well as supporting the creation of paths that stretch from High School to Careers in this industry.

### **New Legislative Concepts (LC) that apply to the program unit:**

None.



# BUDGET NARRATIVE

---

## 2019-21 Agency Request Budget

### Office of Film & Video

Description	Lottery Funds	Total Funds	Positions	FTE
<b>Base Budget</b>	\$ 1,207,545	\$ 1,207,545	-	-
<b>Current Service Level Packages</b>				
Pkg. 031 - Standard Inflation	45,887		-	-
<b>Total Current Service Level Packages</b>	\$ 45,887	\$ 45,887	-	-
<b>Total Current Service Level (CSL)</b>	\$ 1,253,432	\$ 1,253,432	-	-
<b>Policy Option Packages</b>				
	-	-	-	-
<b>Total Policy Option Packages</b>	\$ -	\$ -	-	-
<b>Agency Request Budget</b>	\$ 1,253,432	\$ 1,253,432	-	-

### Essential Packages

Essential packages present budget adjustments needed to bring the base budget to Current Service Level, the calculated cost of continuing legislatively-approved programs into the 2019-21 biennium.

#### **031 - Inflation & Price List Adjustments**

This package includes a 3.8% increase for biennial general inflation; a 20.14% increase for Attorney General services; and a 3.8% increase for Facilities Rent. This package also includes changes to State Government Services Charges for the 2019-21 biennium.

**ESSENTIAL AND POLICY PACKAGE FISCAL IMPACT SUMMARY**

Oregon Business Development Department  
 Pkg: 031 - Standard Inflation

Cross Reference Name: Film and Video  
 Cross Reference Number: 12300-500-00-00-00000

<i>Description</i>	General Fund	Lottery Funds	Other Funds	Federal Funds	Nonlimited Other Funds	Nonlimited Federal Funds	All Funds
<b>Revenues</b>							
Tsfr From Administrative Svcs	-	45,887	-	-	-	-	45,887
<b>Total Revenues</b>	-	<b>\$45,887</b>	-	-	-	-	<b>\$45,887</b>
<b>Special Payments</b>							
Dist to Non-Gov Units	-	45,887	-	-	-	-	45,887
<b>Total Special Payments</b>	-	<b>\$45,887</b>	-	-	-	-	<b>\$45,887</b>
<b>Total Expenditures</b>							
Total Expenditures	-	45,887	-	-	-	-	45,887
<b>Total Expenditures</b>	-	<b>\$45,887</b>	-	-	-	-	<b>\$45,887</b>
<b>Ending Balance</b>							
Ending Balance	-	-	-	-	-	-	-
<b>Total Ending Balance</b>	-	-	-	-	-	-	-

# BUDGET NARRATIVE

---

Oregon Business Development Department  
Policy Option Package (POP) 090

**POP Title:** Analyst Adjustments: Film and Video  
Total of \$221,725 Lottery Funds

**Purpose:**

Within the Governor's Budget this package reduces Lottery Funds Special Payments limitation by (\$45,887).

**How achieved:**

Package eliminates inflation on Lottery Fund Special Payments by (\$45,887).

**Staffing Impact:**

No Staffing impact.

**Revenue Source:**

Reduction to Lottery Funds revenue and special payments: (\$45,887).

**ESSENTIAL AND POLICY PACKAGE FISCAL IMPACT SUMMARY**

Oregon Business Development Department  
 Pkg: 090 - Analyst Adjustments

Cross Reference Name: Film and Video  
 Cross Reference Number: 12300-500-00-00-00000

<i>Description</i>	General Fund	Lottery Funds	Other Funds	Federal Funds	Nonlimited Other Funds	Nonlimited Federal Funds	All Funds
<b>Revenues</b>							
Tsfr From Administrative Svcs	-	(45,887)	-	-	-	-	(45,887)
<b>Total Revenues</b>	-	<b>(\$45,887)</b>	-	-	-	-	<b>(\$45,887)</b>
<b>Special Payments</b>							
Dist to Non-Gov Units	-	(45,887)	-	-	-	-	(45,887)
<b>Total Special Payments</b>	-	<b>(\$45,887)</b>	-	-	-	-	<b>(\$45,887)</b>
<b>Total Expenditures</b>							
Total Expenditures	-	(45,887)	-	-	-	-	(45,887)
<b>Total Expenditures</b>	-	<b>(\$45,887)</b>	-	-	-	-	<b>(\$45,887)</b>
<b>Ending Balance</b>							
Ending Balance	-	-	-	-	-	-	-
<b>Total Ending Balance</b>	-	-	-	-	-	-	-

**DETAIL OF LOTTERY FUNDS, OTHER FUNDS, AND FEDERAL FUNDS REVENUE**

Oregon Business Development Department  
2019-21 Biennium

Agency Number: 12300  
Cross Reference Number: 12300-500-00-00-00000

<i>Source</i>	2015-17 Actuals	2017-19 Leg Adopted Budget	2017-19 Leg Approved Budget	2019-21 Agency Request Budget	2019-21 Governor's Budget	2019-21 Leg. Adopted Audit
<b>Lottery Funds</b>						
Tsfr From Administrative Svcs	1,164,460	1,207,545	1,207,545	1,253,432	1,207,545	-
<b>Total Lottery Funds</b>	<b>\$1,164,460</b>	<b>\$1,207,545</b>	<b>\$1,207,545</b>	<b>\$1,253,432</b>	<b>\$1,207,545</b>	<b>-</b>

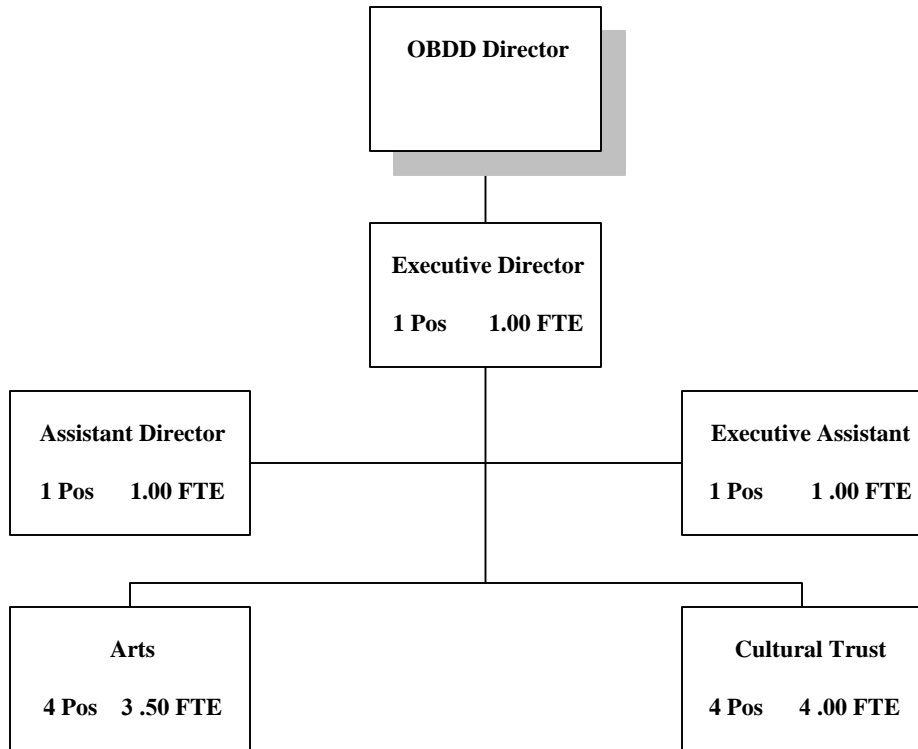
## **BUDGET NARRATIVE**

---

**This Page Intentionally Left Blank**

**Oregon Business Development Department**

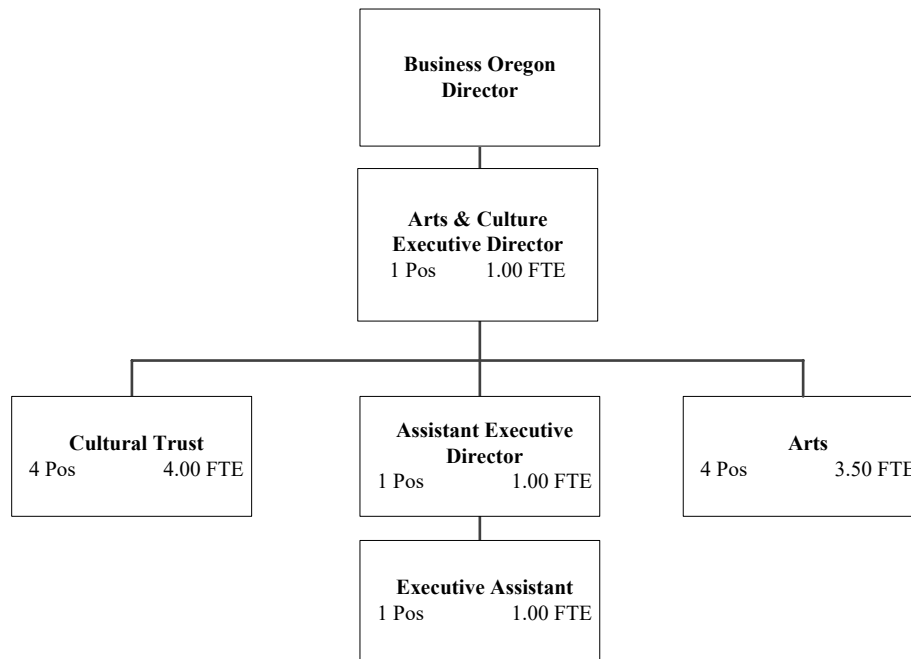
**Arts Commission & Cultural Trust**  
**2017 - 19 Legislatively Adopted Budget**  
**Total FTE = 10.50**



**2017-19 Legislatively Adopted Budget**

**Oregon Business Development Department**

**Arts Commission and Cultural  
Trust 2019–21 Governor's Budget  
Total FTE = 10.50**





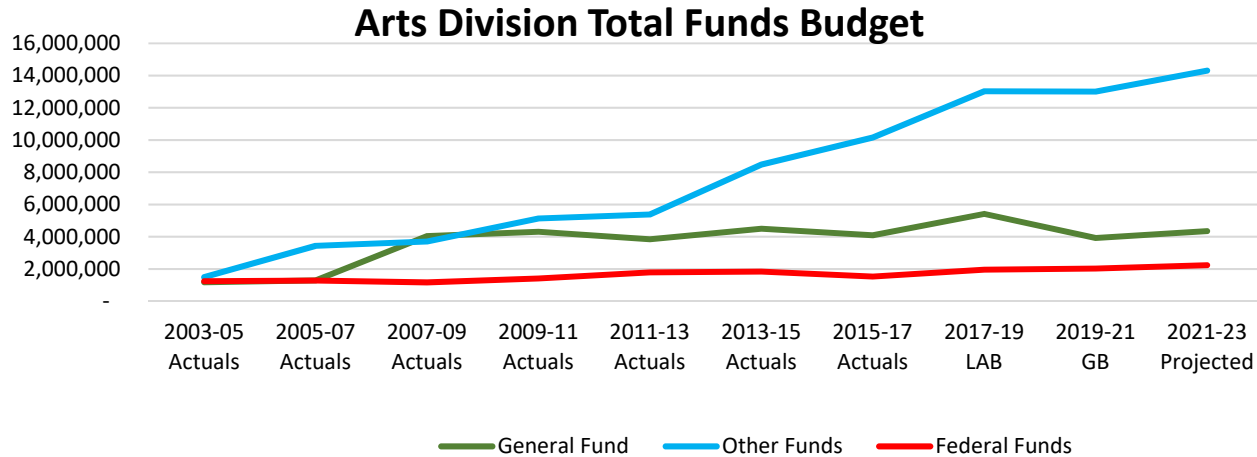
# BUDGET NARRATIVE

## Arts Division

Primary Focus Area: A Thriving and Healthy Community  
 Secondary Focus Area: Rural Prosperity  
 Program Contact: Brian Rogers, Executive Director, Oregon Arts Commission and Cultural Trust, (503) 986-0087

### Program Overview

The Arts Division of Business Oregon includes the Oregon Arts Commission (OAC) and the Oregon Cultural Trust (OCT). The mission of the OAC is to enhance the quality of life for all Oregonians through the arts by stimulating creativity, leadership and economic vitality. The mission of the Oregon Cultural Trust is to lead Oregon in cultivating, growing and valuing culture as an integral part of communities.



Through national, regional and statewide studies the following five areas are the benefits of arts and culture and are supported and encouraged by the Arts Commission and Cultural Trust.

**ECONOMIC DRIVERS:** Arts and culture create jobs and produce tax revenue. A strong arts and culture sector is an economic asset that stimulates business activity, attracts tourism and expands a state's work force and tax base. Arts and culture have been shown to be a successful and sustainable strategy for revitalizing rural areas, cities and populations struggling with poverty.

**EDUCATIONAL ASSETS:** Arts and culture cultivate young imaginations and facilitate success in school, enhancing students' academic achievement in multiple subject areas. They provide the critical-thinking, communications and innovation skills essential to a productive 21st-century work force.

# BUDGET NARRATIVE

---

**HEALTH AND WELLNESS:** Arts and culture foster physical, mental and emotional health, aiding recovery processes and contributing to well-being. Arts therapy is a medically and economically effective tool for treating aging adults, children and people suffering from trauma, including military combat personnel and veterans.

**CIVIC CATALYSTS:** Arts and culture create a welcoming sense of place and a desirable quality of life. Arts and culture also support a strong democracy, engaging citizens in civic discourse, providing forums for important issues and encouraging collective problem solving.

**CULTURAL LEGACIES:** Arts and culture preserve culture and heritage, passing along Oregon’s unique character and traditions to future generations of citizens.

Together the Arts Division (OAC and OCT) supports total industry expenditures of over \$687 million by funding over 522 organizations, projects and individual artists in one fiscal year. 22,299 full-time equivalent jobs are in the nonprofit arts and cultural industry. These organizations and projects also attract 9.9 million attendance participation experiences per year and increases access to arts and cultural participation and experiences that promote lifelong learning for all Oregonians.

## **Program Funding Request**

The Governor’s Budget for the 2019-21 biennium is \$18,953,513 total funds. This funding will support OAC and the OCT. The following chart provides overview by fund type:

	General Funds	Lottery Funds	Other Funds	Federal Funds	Total Funds
2019-21 GB	\$3,918,994	\$0	\$13,002,971	\$2,031,548	\$18,953,513

## **Program Description**

### **Oregon Arts Commission**

The OAC is the statewide arts funding entity making arts programs and opportunities possible for Oregonians by providing statewide funding to arts organizations, individual artists and arts programs through grants and special initiatives. The OAC also develops statewide policy and provides services to arts organizations, artists and communities.

The OAC’s funding is vital to providing local leverage for organizations to raise support. The OAC’s work includes: Operating Support for Arts Organizations; Arts Education; Community Development; Acquisition of Art, Professional Development for Oregon Artists; and management of the state’s Public Percent for Art Program. In fiscal year 2018 the OAC made 366 grants for a total of \$2,142,975.

# BUDGET NARRATIVE

---

## **The Oregon Cultural Trust**

The OCT raises significant public and private awareness and investment in Oregon's arts, history, heritage, humanities, and preservation. The OCT partners with the OAC, Oregon Historical Society, Oregon Humanities, and the State Historic Preservation Office. Through the Cultural Tax Credit the OCT encourages citizen participation in contributing directly one or more 1,400 approved cultural nonprofit organizations and then making a matching contribution to the OCT.

The aggregate number of contributions received by the OCT since its creation is 114,636 (as of June 30, 2018), with a total of \$55,337,911 raised. 1,672 people have contributed to OCT for 10 or more consecutive years while 3,546 contributors have given for a total of 10 or more years since the Trust was founded. Contributions to the OCT grew on average by 4.3 percent annually between 2006 and 2016. In fiscal year 2018 contributions grew by 6.7 percent and the number of new contributors grew by 55 percent. Fiscal year 2018 was a record year with 9,767 contributors for a total giving of \$4.9 million with an average gift amount of \$502 per contributor.

The OCT manages three main areas for supporting culture: County and Tribal Coalitions; Cultural Development Program; and Cultural Partners. Between 2006 and 2016 the combined grant-making of these programs was \$17.5 million for a total of 4,958 funded projects. Annually the County and Tribal Coalitions support on average 450 local grant with funding provided by the OCT.

## **Program Justification and Link to Long Term Outcomes**

The OAC actively leverages private and earned-income strategies with arts organizations throughout the state. OAC supports arts organizations through competitive operating support grants totaling (in fiscal year 2018) \$1,026,000, which represents less than .5 percent of the combined statewide total operating and program budgets (\$236 million). Last fiscal year there were 13 new recipients in the operating support program, those organizations have a combine fiscal size of \$8.1 million. Because OAC funding is competitive and provides validation, it is extremely vital to organizations in raising and earning income. The 215 organizations that receive operating support grants employ 10,485 people.

The OAC also has project-based grant programs including Arts Education. During the 2016-17 school year, there were 20 organizations that received arts learning awards and reached 108,582 youths in K-12. Arts education plays a key role in learning and career readiness. Arts education plays a key role in learning and career readiness. The Arts Builds Communities program encourages and supports arts and community-based organizations by offering matching grant support and technical assistance to strengthen community development and cultural tourism. Last fiscal year the Arts Builds Communities program supported 33 projects across Oregon.

## **The Arts Commission's long term outcomes:**

1. Make the programs of the Oregon Arts Commission accessible to artists and arts organizations to enhance the quality of life for all Oregonians;
2. Advance the essential role that the arts play in supporting the economic vitality of Oregon;
3. Stimulate opportunities for Oregonians of all ages to pursue learning in and through the arts;
4. Advocate and communicate the value that artists and arts organizations bring to Oregon; and
5. Improve the efficiency and effectiveness of the Oregon Arts Commission to better serve artists, arts organizations and client agencies.

# BUDGET NARRATIVE

The OCT provides statewide cultural leadership, promotion of the Cultural Tax Credit, funding and services through grants, and special initiatives and services to promote the cultural wellbeing of Oregon. The OCT also grows a permanent fund to ensure future generations’ access to culture. The OCT continues to encourage Oregonians to contribute to nonprofit cultural organization and to the OCT. The OCT ensures project support across the state. While the OCT receives contributions primarily from urban areas, it distributes grant funds statewide, providing benefits to citizens in all parts of the state. Less densely populated counties receive a higher per capita funding than more densely populated areas. For example, the Coalition per capita funding in Gilliam County is \$3.28 and for Multnomah County it is \$0.13.

**Cultural Trust’s long term outcomes:**

1. Grow the Cultural Trust and ensure its future;
2. Maximize statewide visibility for the Cultural Trust’s work;
3. Strengthen collaboration and support within the statewide cultural network; and
4. Maximize efficiency and effectiveness of the Cultural Trust’s processes and programs.

**Program Performance**

The OAC and the OCT provide grants and services across the state. The OCT also accepts donations from individuals and C-class corporations. The following benchmarks are measured annually to assess the OAC and the OCT and the ongoing effort to broaden cultural participation across the state.

Arts Commission Grants		Cultural Trust Donations			Cultural Trust Grants		
# of Grants	Total \$ Granted	Year	# of Donations	\$ Contributed	Year	# of Grants	Total \$ Granted
229	\$1,782,604	2010	8,098	\$3,806,775	2010	97	\$1,698,618
250	\$1,795,452	2011	8,180	\$3,782,261	2011	103	\$1,404,888
249	\$1,896,204	2012	8,159	\$3,794,442	2012	111	\$1,590,220
282	\$2,085,209	2013	8,046	\$3,941,343	2013	96	\$1,629,596
291	\$2,298,004	2014	8,532	\$2,298,004	2014	99	\$1,808,795
232	\$3,163,280	2015	9,051	\$4,396,027	2015	102	\$1,955,454
267	\$1,996,530	2016	9,117	\$4,494,260	2016	136	\$2,579,835
353	\$2,319,093	2017	9,569	\$4,799,654	2017	150	\$2,856,179
367	\$2,149,005				2018	153	\$2,894,805

# BUDGET NARRATIVE

---

## **Enabling Legislation/Program Authorization**

The OAC is authorized by ORS 359.020. The OAC was created by the Oregon Legislature in 1967. The OCT is authorized by ORS 359.410. The Trust was created in 1999, and its funding mechanisms were approved by the Oregon legislature in 2001.

## **Funding Streams**

The OAC applies for and receives both designated and competitive federal grant funding from the National Endowment for the Arts, which requires a minimum 1:1 general fund match.

## **Other Funds:**

Public Art Management fees are generated through the state's public art program. ORS 276.073 to 276.090 provides that 1 percent of the construction (new and renovation) costs of most state facilities be used for the acquisition of artwork for the building. In 2009, the legislature authorized the use of revenue from the sale of special cultural license plates to support the OCT's marketing and outreach to Oregonians. The OCT receives private contributions, mostly from individuals. No less than 40 percent of the money raised each year goes to a permanent fund set up to support cultural activities. No more than 60 percent is granted to OCT's partners, cultural nonprofits and county and tribal coalitions throughout the state.

## **Significant Proposed Program Changes from 2017-19**

### **Legislative Concept (LC) 420 – HB2052:**

Legislative Concept 420 (HB 2052) extends the sunset for tax credit for contributions to the Trust for Cultural Development Account.

Note: The reauthorization of the Cultural Trust's Cultural Tax Credit will be reviewed by the Legislative Revenue Committee. The Tax Credit is currently authorized until 2020. Since its original creation the tax credit was reauthorized once before, in the 2013 legislative session.

# BUDGET NARRATIVE

---

## Arts and Cultural Trust

### Program Description: The Oregon Arts Commission

#### Purpose, Customers, Source of Funding

The mission of the Oregon Arts Commission (OAC) *is to enhance the quality of life for all Oregonians through the arts by stimulating creativity, leadership and economic vitality.* The OAC provides leadership, funding and arts programs through its grant programs, special initiatives, and services. The OAC supports the five benefit areas of arts and culture: economic drivers; educational assets; health and wellness; civic catalysts; and cultural legacies. The public is the primary customer served by nonprofit arts organizations, artists and community-based arts programs that receive funding from the OAC.

The OAC has three primary sources of funding

- General funds represent 57% of the OAC's budget. General funds are allocated to personnel, services and supplies and the grant making programs.
- Federal funds represent 22% of the OAC's budget. The OAC receives federal funds from the National Endowment for the Arts. Funds are allocated to specific grant making programs that serve arts learning, community arts, Poetry Out Loud and operating support.
- Other funds represent 21% of the OAC's budget. The OAC receives other funds from the Oregon Cultural Trust, Oregon Community Foundation, the Ford Family Foundation and other sources. The OAC also receives revenue from the Percent for Art Program to administer the program.

#### Activities, programs and issues in the program unit base budget:

The OAC's grant programs include:

##### Arts Organization Capacity Building

Competitive Operating Support grant programs to support the operations of Oregon's nonprofit arts organizations to increase their capacity to develop and provide quality arts programming and offer lifelong learning opportunities to Oregonians. Additionally, the OAC provides individualized professional and technical assistance to art managers, including online webinar seminars and training opportunities for arts organizations to increase their capacity to present arts programs. The OAC produces the Arts Summit every other year in different regions, which convenes artists, organizations and professionals from across the state.

# BUDGET NARRATIVE

---

## **Arts Education:**

Arts Learning grants support high-quality projects for K-12 students to learn in and through the arts. Staff also engages in statewide and regional efforts to increase arts education offerings for students; assemble research and best practices to support all types of arts education opportunities; and collaborate with other state-wide entities to address the achievement gap for historically underserved students.

## **Community Development:**

The Arts Build Communities program encourages and supports community-based organizations with matching grants and technical assistance to strengthen community development and cultural tourism.

## **Governor's Arts Awards:**

The Governor's Arts Awards recognize and honor individuals and organizations that have made significant contributions to the arts in Oregon. Established in 1977, the Governor's Arts Awards was reinstated in 2017 after a several-year hiatus as the kick-off celebration for the Arts Commission's 50th anniversary. 107 individuals and 42 organizations have received the award since its inception.

## **Professional Development for Oregon Artists:**

The OAC's Career Opportunity program supports individual Oregon artists by providing grants to help them take advantage of timely opportunities to enhance their artistic careers. In partnership with The Ford Family Foundation and the Oregon Community Foundation the program provides resources for career artists. In addition, the OAC's Individual Artist Fellowship Program honors Oregon artists through grants that recognize outstanding talent, demonstrated ability and commitment to the creation of new works.

## **Public Art:**

The OAC supports and manages Oregon's Percent for Art Program (ORS 276.073 to 276.090). This statute provides 1 percent of state-owned facility construction or renovation costs for the acquisition or commission of artwork, supporting collaboration of artists, architects and contractors.

## **Art in the Governor's Office:**

The Arts Commission manages the Art in the Governor's Ceremonial Office in the Capitol Building exhibition series, which honors Oregonian artists. Only professional, living Oregon artists are considered and an exhibit in the Governor's Office is regarded as a "once in a lifetime" honor.

# BUDGET NARRATIVE

---

## **Poetry Out Loud:**

The OAC participates in the National Endowment for the Art's Poetry Out Loud competition. Last school year, more than 4,000 students participated from 35 Oregon schools, with the support of 110 classroom teachers. More than half of the participating schools were located outside the Portland metro area. In 2009, the OAC developed the first model for full inclusion of students from our State School for the Deaf. This program is now a national model and the OAC serves as an adviser to other state arts commissions interested in working with hearing-impaired students.

## **Program Description: The Oregon Cultural Trust**

### **Purpose, Customers, Source of Funding**

The mission of the Oregon Cultural Trust *is to lead Oregon in cultivating, growing and valuing culture as an integral part of communities.* We do this by inspiring Oregonians to invest in the state's cultural vitality and through grant making that provides annual grants to cultural organizations and builds the Trust for Cultural Development Account.

The Oregon Cultural Trust (OCT) provides statewide cultural leadership, promotion of the Cultural Tax Credit, grant funding, and special initiatives and services to promote the cultural wellbeing of Oregon. The OCT also manages a permanent fund to ensure future generations' access to culture. The OCT is governed by 11 at-large board members appointed by the state senate and two legislative advisers, one from the house and one from the senate. The OCT board is guided by a five-year (2015-2020) strategic plan to determine the agency's mission, policy and goals and to ensure alignment with Business Oregon. Annually, the OCT evaluates progress of the strategic plan to determine what was accomplished and to discuss current activities and activities for the coming year. This evaluation responds to any changing economic environmental factors with a focus on support for the cultural sector, increasing the donor base and managing the permanent fund (Trust for Cultural Development Fund).

The OCT's revenue is generated by three 'other fund' sources: charitable contributions through the Cultural Tax Credit; interest earnings from investing in the Trust for Cultural Development Fund; and state automobile registration revenue from the Cultural Trust license plate.

- Through the Cultural Tax Credit, Oregonians are encouraged to contribute to nonprofit cultural organizations and then make a matching contribution to the Cultural Trust, which is the Trust's primary source of revenue. The contribution to the Cultural Trust is a 100% state tax credit up to \$500 per individual, \$1,000 for couples filing jointly and \$2,500 for C-class corporations. Each fiscal year the total revenue to the Cultural Trust is allocated to the Trust for Cultural Development Fund (between 40% and 50% of the total) and to grants and services (between 50% and 60% of the total). The OCT board reviews and acts on the allocation percentages annually and considers many factors



# BUDGET NARRATIVE

---

to ensure meaningful support of cultural activities as well as the growth of the permanent fund.

- The Trust for Cultural Development Fund is maintained by Oregon State Treasury in the Oregon Intermediate Term Pool. The fund is currently valued at ~\$27 million, and generates between \$470,000 and \$530,000 annually in interest and earnings, depending on markets. The Cultural Trust tax credit is set to expire in 2020 and will be reviewed by the legislature in this biennium process to extend the credit to 2030. Since its original creation the tax credit was reauthorized once before, in the 2013 legislative session.
- The OCT partners with the Department of Transportation to administer and promote the Oregon Cultural Trust license plate, which also generates revenue. As of April, 2018, year-to-date sales of 953 license plates have generated a net income of \$304,984. License plate revenue is allocated to the promotion of the Cultural Tax Credit and OCT's impact per Oregon Revised Statutes (ORS).

OCT's customers and stakeholders include Oregonians, more than 9,500 state taxpayers, over 1,400 nonprofit cultural organizations, 45 County and Tribal Coalitions, and five statewide cultural partners.

## **Activities, programs and issues in the program unit base budget:**

### **The Oregon Cultural Trust activities includes:**

#### **Donations**

A public donation program that encourages individuals to donate to one or more of the 1,400 cultural organizations and to the OCT. The individual is then eligible for a tax credit, up to \$500 for an individual or \$1,000 for a couple filing jointly, for the amount they donated to the Trust.

#### **Cultural Trust License Plates**

Partnership with the Department of Motor Vehicles to encourage individuals to purchase Oregon Cultural Trust license plates. Proceeds from the sale are used for the marketing and promotional of the Trust for Cultural Development Account.

#### **Grants to Partners**

OCT funds the Cultural Partners (Oregon Arts Commission, Oregon Humanities, State Historic Preservation Office, Oregon Heritage Commission, and the Oregon Historical Society) as well as provides collaborative partner grants, which have included support for organizations like the Oregon Folklife Network to work in communities across the state.

# BUDGET NARRATIVE

---

## **Grants to Cultural Coalitions**

OCT funds 45 county and tribal coalitions that reach every county in the state. Coalitions prioritize community cultural goals and receive annual re-granting funds from the OCT. Coalitions also develop local cultural plans and exchange information with local cultural groups and partners.

## **Direct Grants to Cultural Organizations**

The OCT operates a direct funding program which responds to cultural needs across the state. The purpose of the Cultural Development Program is to support significant opportunities to advance, preserve or stabilize cultural resources. The program also encourages development of new resources and service to the organization's community. Cultural organizations are eligible to apply for development grants that are divided into four categories (Access, Preservation, Creativity, and Capacity).

## **Organizational and Professional Development**

Recognizing the need for technical assistance, especially among small and mid-size and rural organizations, the OCT and its five Cultural Partners developed the Organizations and Professional Development grant program. This pilot program was launched in the winter of 2018. The focus of the program is to strengthen cultural non-profit leadership and organizational effectiveness to better serve Oregon's cultural community.

## **Poet Laureate**

The OCT's cultural partners provide funding for the Oregon Poet Laureate program, which is managed by Oregon Humanities. The Oregon Poet Laureate fosters the art of poetry, encourages literacy and learning, addresses central issues relating to humanities and heritage, and reflects on public life in Oregon. The Poet Laureate provides at least six and up to 20 public readings per year in settings across the state to educate community, business and state leaders about the value and importance of poetry and creative expression.

## **Important background for decision makers:**

The Oregon Arts Commission joined the Oregon Business Development Department (Business Oregon) in 1993 in recognition of the expanding role the arts and culture serve in the social, economic and educational arenas of Oregon communities. In 2003, the legislature moved the operations of the Oregon Cultural Trust to Business Oregon in partnership with the Arts Commission; streamlining operations and making use of the Commission's expertise in grant-making, cultural information and community cultural development.

The Oregon Arts Commission and the Oregon Cultural Trust, while maintaining separate boards, missions, strategic plans, programs and services, coordinate and collaborate not only on administrative processes but also in programmatic support for arts and culture statewide. The OAC and OCT share staff (Executive Director, Assistant Director, Communications Manager, and Grants & Office Coordinator). The OAC also has

# BUDGET NARRATIVE

---

programmatically specific staff (Visual Arts, Collections & Research Specialist, Arts Learning Coordinator, and Community Arts Coordinator) as does the OCT (Cultural Trust Manger, and Administrative Assistant).

## **Expected results from the 2019-21 budget:**

The OAC and OCT long-range strategic planning processes, completed in the fall of 2015, produced two separate strategic plans that are guiding both agencies to address how arts and culture impact the lives of Oregonians and support economic growth for the state. The goal is to further strengthen the positive impact of arts and culture on the lives of Oregonians and to increase the overall livability of the state.

The OAC's five-year strategic plan is in its third year. Each year staff and Commissioners review progress toward reaching the goals of the plan and evaluates and readjusts future activities based on available resources. The five goal areas of the OAC strategic plan are:

1. Make the programs of the Oregon Arts Commission accessible to artists and arts organizations to enhance the quality of life for all Oregonians;
2. To advance the essential role that the arts play in supporting the economic vitality of Oregon;
3. To stimulate opportunities for Oregonians of all ages to pursue learning in and through the arts;
4. To advocate and communicate the value that artists and arts organizations bring to Oregon; and
5. To improve the efficiency and effectiveness of the Oregon Arts Commission to better serve artists, arts organizations and client agencies.

The OCT's five-year strategic plan is in its third year. Each year staff reviews with the OCT's board of directors the progress toward reaching the goals of the plan, and evaluates and readjusts future activities based on available resources. The four goal areas of strategic plan are:

1. Grow the Cultural Trust and ensure its future;
2. Maximize statewide visibility for the Cultural Trust's work;
3. Strengthen collaboration and support within the statewide cultural network; and
4. Maximize efficiency and effectiveness of the Cultural Trust's processes and programs.

## **Proposed Legislative Concepts (LC) that apply to the program unit:**

### **Legislative Concept (LC) 420:**

LC 420 extends the sunset for tax credit for contributions to the Trust for Cultural Development Account.

# BUDGET NARRATIVE

Note: The reauthorization of the Cultural Trust's Cultural Tax Credit will be reviewed by the Legislative Revenue Committee. The Tax Credit is currently authorized until 2020. Since its original creation the tax credit was reauthorized once before, in the 2013 legislative session.

2019-21 Governor's Budget						
Arts Division						
Description	General Fund	Other Funds	Federal Funds	Total Funds	Positions	FTE
<b>Base Budget</b>	\$ 5,456,635	\$ 13,129,484	\$ 1,957,113	\$ 20,543,232	11	10.50
<b>Current Service Level Packages</b>						
Pkg. 010 - Non-PICS Psnl Svc/Vacancy Factor	1,195	6,281		7,476	-	-
Pkg. 021 - Phase-In	-	4,444,821		4,444,821	-	-
Pkg. 022 - Phase-Out Prgm & One-time Costs	(1,650,000)	(4,850,000)		(6,500,000)	-	-
Pkg. 031 - Standard Inflation	115,036	274,719	74,435	464,190	-	-
Pkg. 032 - Above Standard Inflation				-	-	-
Pkg. 060 - Technical Adjustments				-	-	-
				-		
<b>Total Current Service Level Packages</b>	\$ (1,533,769)	\$ (124,179)	\$ 74,435	\$ (1,583,513)	-	-
<b>Total Current Service Level (CSL)</b>	\$ 3,922,866	\$ 13,005,305	\$ 2,031,548	\$ 18,959,719	11	10.50
<b>Policy Packages</b>						
<b>Policy Option Packages</b>						
Pkg 090 -- Analyst Adjustment	-			-	-	-
Pkg 091 - Statewide Adjustment DAS Charges	(2,803)	(1,725)		(4,528)		
Pkg 092 - Statewide Attorney General Adjustmer	(1,069)	(609)		(1,678)		
<b>Total Policy Packages</b>	\$ (3,872)	\$ (2,334)	\$ -	\$ (6,206)	-	-
<b>Governor's Budget</b>	\$ 3,918,994	\$ 13,002,971	\$ 2,031,548	\$ 18,953,513	11	10.50

## Essential Packages

Essential packages include budget adjustments needed to bring the base budget to Current Service Level, the calculated cost of continuing legislatively-approved programs into the 2019-21 biennium.

# BUDGET NARRATIVE

---

## ***010 - Non-PICS Personal Services/Vacancy Factor***

This package includes standard inflation of 3.8% on such non-PICS items as overtime, differential, temporary appointments and unemployment assessment, including OPE associated with them. The vacancy factor calculation projects budget changes related to staff turnover and position vacancies during the 2017-19 biennium.

## ***021 - Phase-In***

This package includes spending authority for the amount of funds expected to carry-forward from the 2017-19 biennium into the 2019-21 biennium. This amount is comprised of:

### Other Funds Limitation

- Phase in bonding projects from 2017 and 2019 bond sales not yet expended (\$4,444,821)

## ***022 - Phase-Out***

This package is used to phase out decreased cost resulting from the elimination of pilot programs, and other one-time costs that will not be funded in the 2015-17 biennium. It is also used to remove excess/empty limitation. This package includes:

### General Fund

- Removes one time funding for designated grants (\$1.65 million dollars)

### Other Funds

- Phase-Out \$4,850,000 bonding limitation.

## ***031 - Inflation & Price List Adjustments***

This package includes a 3.7% increase for biennial general inflation; a 13.14% increase for Attorney General (AG) services; and a 6.9% increase for facilities rent. This package also includes changes to State Government Services Charges (SGSC) for the 2017-19 biennium.

## **Policy Option Packages**

### **POP 091: Statewide Adjustment for Department of Administrative (DAS) Charges**

This package represents changes to the State Government Service Charges and DAS pricelist charges for services made for the Governor's Budget.

### **POP 092: Statewide Attorney General (AG) Charges**

This package reduces Attorney General rates by 5.95 percent to reflect changes from the Governor's Budget.

**ESSENTIAL AND POLICY PACKAGE FISCAL IMPACT SUMMARY**

Oregon Business Development Department  
 Pkg: 010 - Non-PICS Psnl Svc / Vacancy Factor

Cross Reference Name: Arts  
 Cross Reference Number: 12300-600-00-00-00000

<i>Description</i>	General Fund	Lottery Funds	Other Funds	Federal Funds	Nonlimited Other Funds	Nonlimited Federal Funds	All Funds
<b>Revenues</b>							
General Fund Appropriation	1,195	-	-	-	-	-	1,195
Other Revenues	-	-	-	-	-	-	-
<b>Total Revenues</b>	<b>\$1,195</b>	-	-	-	-	-	<b>\$1,195</b>
<b>Personal Services</b>							
Pension Obligation Bond	2,301	-	7,001	-	-	-	9,302
Unemployment Assessments	-	-	-	-	-	-	-
Mass Transit Tax	(1,106)	-	1,859	-	-	-	753
Vacancy Savings	-	-	(2,579)	-	-	-	(2,579)
<b>Total Personal Services</b>	<b>\$1,195</b>	-	<b>\$6,281</b>	-	-	-	<b>\$7,476</b>
<b>Services &amp; Supplies</b>							
State Gov. Service Charges	-	-	-	-	-	-	-
<b>Total Services &amp; Supplies</b>	-	-	-	-	-	-	-
<b>Total Expenditures</b>							
Total Expenditures	1,195	-	6,281	-	-	-	7,476
<b>Total Expenditures</b>	<b>\$1,195</b>	-	<b>\$6,281</b>	-	-	-	<b>\$7,476</b>
<b>Ending Balance</b>							
Ending Balance	-	-	(6,281)	-	-	-	(6,281)
<b>Total Ending Balance</b>	-	-	<b>(\$6,281)</b>	-	-	-	<b>(\$6,281)</b>

\_\_\_\_ Agency Request  
 2019-21 Biennium

Governor's Budget  
 Page \_\_\_\_\_

\_\_\_\_ Legislatively Adopted  
 Essential and Policy Package Fiscal Impact Summary - BPR013

**ESSENTIAL AND POLICY PACKAGE FISCAL IMPACT SUMMARY**

Oregon Business Development Department  
 Pkg: 021 - Phase - In

Cross Reference Name: Arts  
 Cross Reference Number: 12300-600-00-00-00000

<i>Description</i>	General Fund	Lottery Funds	Other Funds	Federal Funds	Nonlimited Other Funds	Nonlimited Federal Funds	All Funds
<b>Revenues</b>							
Lottery Bonds	-	-	-	-	-	-	-
<b>Total Revenues</b>	-	-	-	-	-	-	-
<b>Special Payments</b>							
Dist to Non-Profit Organizations	-	-	4,444,821	-	-	-	4,444,821
<b>Total Special Payments</b>	-	-	<b>\$4,444,821</b>	-	-	-	<b>\$4,444,821</b>
<b>Total Expenditures</b>							
Total Expenditures	-	-	4,444,821	-	-	-	4,444,821
<b>Total Expenditures</b>	-	-	<b>\$4,444,821</b>	-	-	-	<b>\$4,444,821</b>
<b>Ending Balance</b>							
Ending Balance	-	-	(4,444,821)	-	-	-	(4,444,821)
<b>Total Ending Balance</b>	-	-	<b>(\$4,444,821)</b>	-	-	-	<b>(\$4,444,821)</b>

**ESSENTIAL AND POLICY PACKAGE FISCAL IMPACT SUMMARY**

Oregon Business Development Department  
 Pkg: 022 - Phase-out Pgm & One-time Costs

Cross Reference Name: Arts  
 Cross Reference Number: 12300-600-00-00-00000

<i>Description</i>	General Fund	Lottery Funds	Other Funds	Federal Funds	Nonlimited Other Funds	Nonlimited Federal Funds	All Funds
<b>Revenues</b>							
General Fund Appropriation	(1,650,000)	-	-	-	-	-	(1,650,000)
Lottery Bonds	-	-	-	-	-	-	-
<b>Total Revenues</b>	<b>(\$1,650,000)</b>	<b>-</b>	<b>-</b>	<b>-</b>	<b>-</b>	<b>-</b>	<b>(\$1,650,000)</b>
<b>Special Payments</b>							
Dist to Non-Gov Units	(1,650,000)	-	-	-	-	-	(1,650,000)
Dist to Non-Profit Organizations	-	-	(4,850,000)	-	-	-	(4,850,000)
<b>Total Special Payments</b>	<b>(\$1,650,000)</b>	<b>-</b>	<b>(\$4,850,000)</b>	<b>-</b>	<b>-</b>	<b>-</b>	<b>(\$6,500,000)</b>
<b>Total Expenditures</b>							
Total Expenditures	(1,650,000)	-	(4,850,000)	-	-	-	(6,500,000)
<b>Total Expenditures</b>	<b>(\$1,650,000)</b>	<b>-</b>	<b>(\$4,850,000)</b>	<b>-</b>	<b>-</b>	<b>-</b>	<b>(\$6,500,000)</b>
<b>Ending Balance</b>							
Ending Balance	-	-	4,850,000	-	-	-	4,850,000
<b>Total Ending Balance</b>	<b>-</b>	<b>-</b>	<b>\$4,850,000</b>	<b>-</b>	<b>-</b>	<b>-</b>	<b>\$4,850,000</b>



**ESSENTIAL AND POLICY PACKAGE FISCAL IMPACT SUMMARY**

Oregon Business Development Department  
 Pkg: 031 - Standard Inflation

Cross Reference Name: Arts  
 Cross Reference Number: 12300-600-00-000000

<i>Description</i>	General Fund	Lottery Funds	Other Funds	Federal Funds	Nonlimited Other Funds	Nonlimited Federal Funds	All Funds
<b>Revenues</b>							
General Fund Appropriation	115,036	-	-	-	-	-	115,036
Other Revenues	-	-	-	-	-	-	-
Federal Funds	-	-	-	-	-	-	-
<b>Total Revenues</b>	<b>\$115,036</b>	<b>-</b>	<b>-</b>	<b>-</b>	<b>-</b>	<b>-</b>	<b>\$115,036</b>

<b>Services &amp; Supplies</b>							
Instate Travel	1,555	-	1,706	793	-	-	4,054
Out of State Travel	94	-	164	659	-	-	917
Employee Training	570	-	251	-	-	-	821
Office Expenses	693	-	2,016	333	-	-	3,042
Telecommunications	456	-	336	-	-	-	792
State Gov. Service Charges	6,375	-	28,610	-	-	-	34,985
Data Processing	20	-	1,186	-	-	-	1,206
Publicity and Publications	522	-	36,197	52	-	-	36,771
Professional Services	10,500	-	5,615	690	-	-	16,805
IT Professional Services	1,260	-	-	-	-	-	1,260
Attorney General	3,012	-	1,717	-	-	-	4,729
Employee Recruitment and Develop	133	-	90	166	-	-	389
Dues and Subscriptions	380	-	6	238	-	-	624
Facilities Rental and Taxes	2,636	-	607	-	-	-	3,243
Other Services and Supplies	306	-	5,516	199	-	-	6,021
Expendable Prop 250 - 5000	171	-	320	-	-	-	491

**ESSENTIAL AND POLICY PACKAGE FISCAL IMPACT SUMMARY**

Oregon Business Development Department  
 Pkg: 031 - Standard Inflation

Cross Reference Name: Arts  
 Cross Reference Number: 12300-600-00-00-00000

<i>Description</i>	General Fund	Lottery Funds	Other Funds	Federal Funds	Nonlimited Other Funds	Nonlimited Federal Funds	All Funds
<b>Services &amp; Supplies</b>							
IT Expendable Property	380	-	83	-	-	-	463
<b>Total Services &amp; Supplies</b>	<b>\$29,063</b>	-	<b>\$84,420</b>	<b>\$3,130</b>	-	-	<b>\$116,613</b>
<b>Special Payments</b>							
Dist to Cities	841	-	-	-	-	-	841
Dist to Counties	-	-	32,499	-	-	-	32,499
Dist to Other Gov Unit	-	-	29,937	-	-	-	29,937
Dist to Non-Gov Units	73,856	-	121,557	68,453	-	-	263,866
Dist to Individuals	11,276	-	-	2,852	-	-	14,128
Dist to Non-Profit Organizations	-	-	6,030	-	-	-	6,030
Other Special Payments	-	-	276	-	-	-	276
<b>Total Special Payments</b>	<b>\$85,973</b>	-	<b>\$190,299</b>	<b>\$71,305</b>	-	-	<b>\$347,577</b>
<b>Total Expenditures</b>							
Total Expenditures	115,036	-	274,719	74,435	-	-	464,190
<b>Total Expenditures</b>	<b>\$115,036</b>	-	<b>\$274,719</b>	<b>\$74,435</b>	-	-	<b>\$464,190</b>
<b>Ending Balance</b>							
Ending Balance	-	-	(274,719)	(74,435)	-	-	(349,154)
<b>Total Ending Balance</b>	-	-	<b>(\$274,719)</b>	<b>(\$74,435)</b>	-	-	<b>(\$349,154)</b>

PKG	CLASS	COMP	DESCRIPTION	POS CNT	FTE	MOS	AVERAGE RATE	GF SAL	OF SAL	FF SAL	LF SAL	AF SAL
000	B	Y7500	AE BOARD AND COMMISSION MEMBER		.00	.00	0.00		4,200			4,200
000	MENNZ0119	AP	EXECUTIVE SUPPORT SPECIALIST 2	1	.50	12.00	3,486.00	41,832				41,832
000	MESNZ7008	AP	PRINCIPAL EXECUTIVE/MANAGER E	1	1.00	24.00	9,177.00	110,124	110,124			220,248
000	MMN X0806	AP	OFFICE MANAGER 2	1	1.00	24.00	5,127.00		123,048			123,048
000	MMN X0862	AP	PROGRAM ANALYST 3	3	3.00	72.00	7,561.00	410,472	133,920			544,392
000	MMN X0863	AP	PROGRAM ANALYST 4	1	1.00	24.00	7,561.00		181,464			181,464
000	MMN X0865	AP	PUBLIC AFFAIRS SPECIALIST 2	1	1.00	24.00	7,208.00		172,992			172,992
000	MMN X7004	AP	PRINCIPAL EXECUTIVE/MANAGER C	1	1.00	24.00	7,208.00	86,496	86,496			172,992
000	UA	C0107	AP ADMINISTRATIVE SPECIALIST 1	1	1.00	24.00	4,095.00		98,280			98,280
000	UA	C0861	AP PROGRAM ANALYST 2	1	1.00	24.00	5,188.00		124,512			124,512
000				11	10.50	252.00	4,405.90	648,924	1,035,036			1,683,960
				11	10.50	252.00	4,405.90	648,924	1,035,036			1,683,960
				146	141.24	3390.00	6,934.71	849,468	10,650,269	958,942	11,602,429	24,061,108

PKG	CLASS	COMP	DESCRIPTION	POS CNT	FTE	MOS	AVERAGE RATE	GF SAL	OF SAL	FF SAL	LF SAL	AF SAL
				146	141.24	3390.00	6,934.71	849,468	10,650,269	958,942	11,602,429	24,061,108

# BUDGET NARRATIVE

---

## Oregon Business Development Department Policy Option Package (POP) 090

**POP Title:** Analyst Adjustments: Arts  
**Total: \$0.00**

**Purpose:**

No analyst adjustments were made to Arts in package 090.

**How achieved:**

No analyst adjustments were made to Arts in package 090.

**Staffing Impact:**

No staffing impact.

**Revenue Source:**

No analyst adjustments were made to Arts in package 090.

**ESSENTIAL AND POLICY PACKAGE FISCAL IMPACT SUMMARY**

Oregon Business Development Department  
 Pkg: 090 - Analyst Adjustments

Cross Reference Name: Arts  
 Cross Reference Number: 12300-600-00-00-00000

<i>Description</i>	General Fund	Lottery Funds	Other Funds	Federal Funds	Nonlimited Other Funds	Nonlimited Federal Funds	All Funds
<b>Revenues</b>							
General Fund Appropriation	-	-	-	-	-	-	-
<b>Total Revenues</b>	-	-	-	-	-	-	-
<b>Personal Services</b>							
Reconciliation Adjustment	-	-	-	-	-	-	-
<b>Total Personal Services</b>	-	-	-	-	-	-	-
<b>Services &amp; Supplies</b>							
Out of State Travel	-	-	-	-	-	-	-
Employee Training	-	-	-	-	-	-	-
Office Expenses	-	-	-	-	-	-	-
Telecommunications	-	-	-	-	-	-	-
Publicity and Publications	-	-	-	-	-	-	-
Professional Services	-	-	-	-	-	-	-
IT Professional Services	-	-	-	-	-	-	-
Dues and Subscriptions	-	-	-	-	-	-	-
Other Services and Supplies	-	-	-	-	-	-	-
Expendable Prop 250 - 5000	-	-	-	-	-	-	-
IT Expendable Property	-	-	-	-	-	-	-
<b>Total Services &amp; Supplies</b>	-	-	-	-	-	-	-
<b>Special Payments</b>							
Dist to Cities	-	-	-	-	-	-	-
Dist to Non-Gov Units	-	-	-	-	-	-	-

\_\_\_\_ Agency Request  
 2019-21 Biennium

Governor's Budget  
 Page \_\_\_\_\_

\_\_\_\_ Legislatively Adopted  
 Essential and Policy Package Fiscal Impact Summary - BPR013

**ESSENTIAL AND POLICY PACKAGE FISCAL IMPACT SUMMARY**

Oregon Business Development Department  
 Pkg: 090 - Analyst Adjustments

Cross Reference Name: Arts  
 Cross Reference Number: 12300-600-00-00-00000

<i>Description</i>	General Fund	Lottery Funds	Other Funds	Federal Funds	Nonlimited Other Funds	Nonlimited Federal Funds	All Funds
<b>Special Payments</b>							
Dist to Individuals	-	-	-	-	-	-	-
<b>Total Special Payments</b>	-	-	-	-	-	-	-
<b>Total Expenditures</b>							
Total Expenditures	-	-	-	-	-	-	-
<b>Total Expenditures</b>	-	-	-	-	-	-	-
<b>Ending Balance</b>							
Ending Balance	-	-	-	-	-	-	-
<b>Total Ending Balance</b>	-	-	-	-	-	-	-

# BUDGET NARRATIVE

---

## Oregon Business Development Department Policy Option Package (POP) 091

**POP Title:** Statewide Adjustments DAS Changes: Arts.

**Total Reduction of (\$4,528): General Fund: Lottery Funds (\$2,803); Other Funds (\$1,725)**

**Purpose:**

Within the Governor's Budget this package represents changes to State Government Service Charges and DAS pricelist charges for services made for the Governor's Budget.

**How achieved:**

Through a reduction within the Governor's Budget within the agency's State Government Service Charge budget, some including revenue and expenses and some just including expenses for the upcoming 2019-21 biennium. The Governor's budget includes these reduction explained above.

**Staffing Impact:**

None

**Revenue Source:**

General Fund, Services & Supplies, State Government Service Charges, expenditure limitation reduced (\$2,803).

Lottery Funds, Services & Supplies, State Government Service Charges, expenditure limitation reduced (\$1,725).



**ESSENTIAL AND POLICY PACKAGE FISCAL IMPACT SUMMARY**

Oregon Business Development Department  
 Pkg: 091 - Statewide Adjustment DAS Chgs

Cross Reference Name: Arts  
 Cross Reference Number: 12300-600-00-00-00000

<i>Description</i>	General Fund	Lottery Funds	Other Funds	Federal Funds	Nonlimited Other Funds	Nonlimited Federal Funds	All Funds
<b>Revenues</b>							
General Fund Appropriation	(2,803)	-	-	-	-	-	(2,803)
Other Revenues	-	-	-	-	-	-	-
<b>Total Revenues</b>	<b>(\$2,803)</b>	-	-	-	-	-	<b>(\$2,803)</b>
<b>Services &amp; Supplies</b>							
State Gov. Service Charges	(1,662)	-	(1,023)	-	-	-	(2,685)
Data Processing	-	-	(702)	-	-	-	(702)
Other Services and Supplies	(1,141)	-	-	-	-	-	(1,141)
<b>Total Services &amp; Supplies</b>	<b>(\$2,803)</b>	-	<b>(\$1,725)</b>	-	-	-	<b>(\$4,528)</b>
<b>Total Expenditures</b>							
Total Expenditures	(2,803)	-	(1,725)	-	-	-	(4,528)
<b>Total Expenditures</b>	<b>(\$2,803)</b>	-	<b>(\$1,725)</b>	-	-	-	<b>(\$4,528)</b>
<b>Ending Balance</b>							
Ending Balance	-	-	1,725	-	-	-	1,725
<b>Total Ending Balance</b>	-	-	<b>\$1,725</b>	-	-	-	<b>\$1,725</b>

# BUDGET NARRATIVE

---

## Oregon Business Development Department Policy Option Package (POP) 092

**POP Title:** Statewide Attorney General Adjustment: Arts  
Total Reduction (\$1,678): General Fund (\$1,069) and Other Funds (\$609)

**Purpose:**

Within the Governor's Budget this package represents changes that reduces the Attorney General rates by 5.95 percent to reflect changes from the Governor's Budget.

**How achieved:**

Through a reduction within the Governor's Budget, the agency's Attorney General Budget object code was reduced for the upcoming 2019-21 biennium. The Governor's budget includes these reduction explained above.

**Staffing Impact:**

None

**Revenue Source:**

Reduction of (\$1,069) General Fund, Services & Supplies, Attorney General, expenditure limitation.  
Reduction of (\$609) Other Funds, Services & Supplies, Attorney General, expenditure limitation.

**ESSENTIAL AND POLICY PACKAGE FISCAL IMPACT SUMMARY**

Oregon Business Development Department  
 Pkg: 092 - Statewide AG Adjustment

Cross Reference Name: Arts  
 Cross Reference Number: 12300-600-00-00-00000

<i>Description</i>	General Fund	Lottery Funds	Other Funds	Federal Funds	Nonlimited Other Funds	Nonlimited Federal Funds	All Funds
<b>Revenues</b>							
General Fund Appropriation	(1,069)	-	-	-	-	-	(1,069)
Other Revenues	-	-	-	-	-	-	-
<b>Total Revenues</b>	<b>(\$1,069)</b>	-	-	-	-	-	<b>(\$1,069)</b>
<b>Services &amp; Supplies</b>							
Attorney General	(1,069)	-	(609)	-	-	-	(1,678)
<b>Total Services &amp; Supplies</b>	<b>(\$1,069)</b>	-	<b>(\$609)</b>	-	-	-	<b>(\$1,678)</b>
<b>Total Expenditures</b>							
Total Expenditures	(1,069)	-	(609)	-	-	-	(1,678)
<b>Total Expenditures</b>	<b>(\$1,069)</b>	-	<b>(\$609)</b>	-	-	-	<b>(\$1,678)</b>
<b>Ending Balance</b>							
Ending Balance	-	-	609	-	-	-	609
<b>Total Ending Balance</b>	-	-	<b>\$609</b>	-	-	-	<b>\$609</b>

## Detail of Lottery Funds, Other Funds, and Federal Funds Revenue

Source	Fund	ORBTIS Revenue Acct	2015-2017 Actual	2017-19 Legislatively Adopted	2017-19 Estimated	2019-21 Agency Request	2019-21 Governor's Budget	2019-21 Legislatively Adopted
<b><u>Arts</u></b>								
<b>Limited</b>								
Lottery Bonds	3400	0565	4,775,235	2,571,976	2,756,190	2,571,976	2,571,976	
Interest Income	3400	0605	105,383	797,860	132,920	155,518	155,518	
Donations	3400	0905	9,349,589	10,337,894	9,829,618	10,337,894	10,337,894	
Grants	3400	0910	521,304	700,000	530,000	700,000	700,000	
Other Revenues	3400	0975	416,966	595,865	313,404	839,672	839,672	
Federal Revenue	6400	0995	1,467,400	1,957,113	1,427,200	2,031,548	2,031,548	

**DETAIL OF LOTTERY FUNDS, OTHER FUNDS, AND FEDERAL FUNDS REVENUE**

Oregon Business Development Department  
2019-21 Biennium

Agency Number: 12300  
Cross Reference Number: 12300-600-00-00-00000

<i>Source</i>	2015-17 Actuals	2017-19 Leg Adopted Budget	2017-19 Leg Approved Budget	2019-21 Agency Request Budget	2019-21 Governor's Budget	2019-21 Leg. Adopted Audit
<b>Other Funds</b>						
Lottery Bonds	4,775,235	2,571,976	2,571,976	2,571,976	2,571,976	-
Interest Income	105,383	797,860	797,860	155,518	155,518	-
Donations	9,349,589	10,337,894	10,337,894	10,337,894	10,337,894	-
Grants (Non-Fed)	521,304	700,000	700,000	700,000	700,000	-
Other Revenues	416,966	537,250	595,865	839,672	839,672	-
Transfer In - Intrafund	6,408,769	-	-	6,500,000	6,500,000	-
Tsfr From Transportation, Dept	767,483	748,853	748,853	791,332	791,332	-
Transfer Out - Intrafund	(6,218,357)	-	-	(6,500,000)	(6,500,000)	-
Tsfr To Administrative Svcs	(254,293)	-	-	-	-	-
<b>Total Other Funds</b>	<b>\$15,872,079</b>	<b>\$15,693,833</b>	<b>\$15,752,448</b>	<b>\$15,396,392</b>	<b>\$15,396,392</b>	-
<b>Federal Funds</b>						
Federal Funds	1,467,400	1,957,113	1,957,113	2,031,548	2,031,548	-
<b>Total Federal Funds</b>	<b>\$1,467,400</b>	<b>\$1,957,113</b>	<b>\$1,957,113</b>	<b>\$2,031,548</b>	<b>\$2,031,548</b>	-

# BUDGET NARRATIVE

## Lottery and General Obligation Bond Debt Service Program description

**Purpose:**

This program unit exists solely to track budget and expenditures for debt service related to Lottery-backed and General Obligation Bonds.

**Revenue source:**

Direct Lottery Funds and General Fund.

**Basis for 2019-21 request:**

Debt Service requirement for existing debt and policy package requests provided by Department of Administrative Services, Chief Financial Office, Capital Investment Section.

### 2019-21 Governor's Budget

#### Lottery & General Obligation Bond Debt Service

Description	General Fund Debt Service	Lottery Funds Debt Service	Other Funds Debt Service	Total Funds	Positions	FTE
<b>Base Budget</b>	\$ 54,126,740	\$ 51,998,740	\$ -	\$ 106,125,480	-	-
<b>Current Service Level Packages</b>						
<b>Total Current Service Level Packages</b>	\$ -	\$ -	\$ -	\$ -	-	-
<b>Total Current Service Level (CSL)</b>	\$ 54,126,740	\$ 51,998,740	\$ -	\$ 106,125,480	-	-
<b>Policy Option Packages</b>						
Pkg 104 - Special Public Works Fund (Modified)	-	6,104,787	-	6,104,787	-	-
Pkg 105 - Technology Modernization (Modified)	173,608	-	-	173,608	-	-
Pkg 107 - Brownfields Redevelopment Fund	-	986,214	-	986,214	-	-
Pkg 108 - Reg Significant Industrial Site Loan Fund (Not Funded)	-	-	-	-	-	-
Pkg 110 - Regional Infrastructure Fund (Modified)	-	1,463,827	-	1,463,827	-	-
Pkg 113 - Marine Navigation Improvement Fund (Not Funded)	-	-	-	-	-	-
Pkg 114 - Seismic Rehab Grant Program (Modified)	9,049,263	-	-	9,049,263	-	-
<b>Total Policy Option Packages</b>	\$ 9,222,871	\$ 8,554,828	\$ -	\$ 17,777,699	-	-
<b>Governor's Budget</b>	\$ 63,349,611	\$ 60,553,568	\$ -	\$ 123,903,179	-	-

# BUDGET NARRATIVE

---

## Essential Packages

Essential packages present budget adjustments needed to bring the base budget to Current Service Level, the calculated cost of continuing legislatively-approved programs into the 2019-21 biennium. There are no essential packages for the debt service program unit. Debt service requirements for existing debt are adjusted in the base budget.

## Policy Option Packages

### **POP 104: Special Public Works Fund (\$6.1 million Lottery Funds Debt Service) -- Modified**

The SPWF supports economic development in primarily rural Oregon by providing loans (and some grants) to communities to build or rebuild essential infrastructure including levees, water systems, sewer systems, fiber/broadband, and roads. SPWF leverages federal dollars by supporting the local match requirements for Safe Drinking Water, Community Development Block Grant programs, and FEMA emergency funding.

### **POP 105: Technology Modernization (\$0.2 General Fund Debt Service) -- Modified**

The purpose of this package is to transform the agency's technology systems and meet the evolving needs of its customers, including Oregon businesses, municipalities, communities, and the public. This POP will also assist that the agency in achieving its mission *to invest in Oregon's businesses, communities, and people to promote a globally competitive, diverse, and inclusive economy.*

### **POP 107: Brownfields Redevelopment Fund (\$1.0 million Lottery Funds Debt Service)**

The Brownfield Redevelopment Fund provides primarily loans (and some grants) to communities to support industrial / employment lands readiness, affordable housing development, reuse of underutilized properties, and other community and public infrastructure investments. Environmental actions funded through this program must be linked to site redevelopment that facilitates economic development or community revitalization.

### **POP 108: Regionally Significant Industrial Site (RSIS) Loan Fund (~~\$0.5 million Lottery Funds Debt Service~~) -- Not Funded**

In Oregon there is a shortage of shovel-ready industrial sites. The RSIS loan fund capitalization will enable Business Oregon to help expand the supply and readiness of shovel-ready industrial sites, leading to job creation and improving local economies. There are 17 potential sites across the state that have expressed interest in applying for the loan program, if funded.

### **POP 110: Regional Infrastructure Fund (\$1.5 million Lottery Funds Debt Service) -- Modified**

The Governor's approach to community and economic development recognizes the unique needs of each Oregon region, and the importance of working locally to identify priorities, solve problems, and seize opportunities to get projects done. Through Regional Solutions, state resources have been strategically aligned throughout Oregon to accomplish these goals through Regional Solutions Advisory Committees, Centers, and

## BUDGET NARRATIVE

---

Teams. This alignment serves and supports the unique economic and community development needs of each region, and the regional boundaries have been strategically aligned with the 11 federally designated Economic Development Districts.

**POP 113: Marine Navigation Improvement Fund (~~\$0.5 million Lottery Funds Debt Service~~) – Not Funded**

This request is for Lottery Bond funds necessary to replenish the Marine Navigation Improvement Fund (MINF) for potential future emergency dredging of Oregon's ports. Business Oregon assists Oregon ports by transferring funds directly to the U.S. Army Corps of Engineers (USACE) to perform dredging in federal waterways if federal funding is not appropriated.

**POP 114: Seismic Rehabilitation Grant Program (\$9.0 million General Fund Debt Service) -- Modified**

This program provides grants to K-12 schools, community colleges and emergency services buildings (first responders) to retrofit their building to life safety/immediate occupancy standards. All funding for this program within the past two biennia have been fully utilized, this program is an integral part of assuring infrastructure stability and public safety both during and after natural events.



# BUDGET NARRATIVE

---

## Oregon Business Development Department Policy Option Package (POP): 104

### POP Title: Special Public Works Fund Recapitalization

Total Request: \$86.75 million TF: \$79.45 million Lottery Bonds, OF-NL; \$6.1 million Lottery Funds DS; \$1.2 million OF  
**POLICY OPTION PACKAGE FUNDED AS MODIFIED IN GOVERNOR'S BUDGET**

### Purpose:

This request is to recapitalize the Special Public Works Fund (SPWF) to enable the department to continue providing loans and grants to communities to build or rebuild essential public infrastructure. Projects include: extension of essential public infrastructure (water, sewer, storm water, fiber/broadband, and roads) needed to secure firm business commitments; industrial land planning; emergency rebuilding of damaged infrastructure; and funding for the Water Waste/Water Financing Program, Community Development Block Grant, and Safe Drinking Water programs.

This request is being made to promote Business Oregon's strategic plan and vision of *Prosperity for all Oregonians* by *prioritizing infrastructure investments to directly promote business growth and enhancing local economic development capacity in distressed rural communities*. The SPWF is uniquely positioned and flexible to both invest in local communities and economic growth that supports the entire state's economy. This package will provide measureable outcomes of projects completed, dollars invested, and communities assisted.

Support for this POP is from the Infrastructure Finance Authority (IFA) Board, The IFA's Special Public Works (sub) Committee, Oregon League of Cities, Association of Oregon Counties and Special Districts Association of Oregon. The department will collaborate with other agencies and/or private organizations to implement the program or deploy funding. One key example of collaboration is when we host one-stop meetings with our local, state, and federal funding partners.

### Background:

During the 2015-17 biennium, the SPWF made awards with a total value of \$81.1 million dollars (approximately 82% of awards were to rural communities) for a variety of planning and construction projects. For the 2017-19 biennium-to-date (August 2018), approximately \$24 million has been awarded, 85% of which went to rural communities. The SPWF leverages federal dollars by supporting the local match requirements for Safe Drinking Water (grants and loans), Community Development Block Grant (grants only) programs, and FEMA emergency awards (primarily grants and some loans for local match). Additionally, SPWF has dedicated funds specifically for levee projects across the state.

Over the last ten years, the department has awarded \$50.6 million for projects that leveraged outside funds for total project costs of over \$191 million. The federal government is the primary outside funding partner. For every \$1 that the SPWF contributes to these three federal programs, the state gets \$3 of outside investment in return. For the *Safe Drinking Water* program, \$25.8 million of SPWF funds were used to finance \$154.6 million worth of project. For *Community Development Block Grants*, \$18.7 million were used to fund \$25.3 million of projects. For emergency projects, a.k.a. FEMA's Hazard Mitigation Grant, \$6.1 million of SPWF funds were used to fund \$18.4 million dollars of projects.

# BUDGET NARRATIVE

---

## **How Achieved:**

This POP will advance Business Oregon’s ability to promote economic development statewide and in particular in rural communities, by providing loan dollars for infrastructure that supports commercial and industrial development and grant dollars for creation of traded sector jobs. It will also allow the agency to provide critical financing for infrastructure that aligns with local, regional and state economic development priorities. Recapitalization also allows for the Infrastructure Division to underwrite loans that support critical municipal water and wastewater projects and target existing health and compliance issues.

Business Oregon has a staff of Regional Development Officers (RDOs), Regional Project Managers (RPMs), policy specialists, finance officers, and the support staff needed to quickly and efficiently process loan requests from businesses and municipalities. Every effort is made to develop projects that benefit from all resources Business Oregon has to offer and promotes infrastructure development that benefits both municipal and commercial development.

## **Staffing Impact:**

No position or FTE requested for this policy option package.

## **Quantifying Results:**

Business Oregon provides a unique service to Oregon communities called one-stop. A one-stop financing roundtable is a meeting of funding partners (local, state, and federal) and regulatory agencies that meet to quickly and efficiently find funding solutions for communities. Within the current Fiscal Year 2018, the department hosted 15 meetings, which resulted in communities presenting funding requests \$65.7 million dollars in eligible projects. Though it may take months and sometimes years for communities to apply for funding, it is a preliminary statement of the need for many Oregon communities. Additionally, the department maintains a pre-award list routinely valued at approximately \$20 - \$25 million dollars of projects that have initiated the application process; it is considered a 4-6 month lead of projects.

The metrics that have been used to track the success of the program are the number of communities assisted and dollars invested. In the last biennium, 85 projects were funded for 81 communities. Additionally, the percent of rural and distressed communities assisted is tracked. Over 80% of the awards from the last biennium are for distressed and rural communities.

Program success will be measured by the number of additional projects that are developed as a result of the infusion of cash into the program and the increased level of revolving funds generated by the loans made. The department will continue to monitor the results on a quarterly basis and report annually through Key Performance Measures (KPMs). Specific KPMs that will be utilized include:

KPM #7: Number of community capital projects assisted for planning (infrastructure, community and organizations);

KPM #8: Number of community capital construction financing projects that address health and safety issues; and

KPM #9: Number of community capital construction financing projects that assist with future economic and community development.

# BUDGET NARRATIVE

---

**Revenue Source:**

Total funding is \$86.75 million dollars:

\$79.45 million Lottery Bonds, Other Funds, Non-Limited

\$6.1 million Lottery Funds, Debt Service

\$1.2 million Other Funds

POP 104 Governor's Budget Request							
Description	LF	OF	FF	OF Non-Limited	GF Debt Service	Lottery Funds Debt Service	Funds
Personal Services							\$ -
Services & Supplies		\$ 1,202,003					\$ 1,202,003
Special Payments				\$ 79,450,000			\$ 79,450,000
Debt Service						\$ 6,104,787	\$ 6,104,787
<b>Funds</b>	\$ -	\$ 1,202,003	\$ -	\$ 79,450,000	\$ -	\$ 6,104,787	\$ 86,756,790

**ESSENTIAL AND POLICY PACKAGE FISCAL IMPACT SUMMARY**

Oregon Business Development Department  
 Pkg: 104 - Special Public Works Fund

Cross Reference Name: Lottery & General Obligation Bond Debt Svc  
 Cross Reference Number: 12300-900-00-00-00000

<i>Description</i>	General Fund	Lottery Funds	Other Funds	Federal Funds	Nonlimited Other Funds	Nonlimited Federal Funds	All Funds
<b>Revenues</b>							
General Fund Appropriation	-	-	-	-	-	-	-
Transfer In Lottery Proceeds	-	-	-	-	-	-	-
Tsfr From Administrative Svcs	-	6,104,787	-	-	-	-	6,104,787
<b>Total Revenues</b>	-	<b>\$6,104,787</b>	-	-	-	-	<b>\$6,104,787</b>
<b>Debt Service</b>							
Principal - Bonds	-	2,375,000	-	-	-	-	2,375,000
Interest - Bonds	-	3,729,787	-	-	-	-	3,729,787
<b>Total Debt Service</b>	-	<b>\$6,104,787</b>	-	-	-	-	<b>\$6,104,787</b>
<b>Total Expenditures</b>							
Total Expenditures	-	6,104,787	-	-	-	-	6,104,787
<b>Total Expenditures</b>	-	<b>\$6,104,787</b>	-	-	-	-	<b>\$6,104,787</b>
<b>Ending Balance</b>							
Ending Balance	-	-	-	-	-	-	-
<b>Total Ending Balance</b>	-	-	-	-	-	-	-

# BUDGET NARRATIVE

---

## Oregon Business Development Department Policy Option Package (POP): 105

**POP Title:** Business Oregon Modernization Initiative

**Total Request:** \$948,608 total funds (\$775,000 Other Funds and \$173,608 General Fund Debt Service)

**POLICY OPTION PACKAGE FUNDED AS MODIFIED IN GOVERNOR'S BUDGET**

### **Purpose:**

The purpose of this package is to transform the agency's core technology systems to better meet the needs of its customers, including Oregon businesses, municipalities, communities, and the public. This POP will also ensure that the agency continues to achieve its mission *to invest in Oregon's businesses, communities, and people to promote a globally competitive, diverse, and inclusive economy.*

The agency's legacy loan, grant, bond and tax-incentive portfolio management solution (Portfol) is a custom-built application that is over 30 years old. This system has reached its end of life and the vendor no longer supports it. It is imperative that we transfer the agency's historical financial records and replace Portfol with a system that will allow us to continue act as responsible stewards of public resources and manage our programs' financial data for the department. Portfol manages our current outstanding portfolio, which includes 2163 open accounts worth almost \$2.8 Billion. Continuing to rely on Portfol after the company ceases support leaves the department and the billions of dollars in loans and grants it tracks in an extremely vulnerable position.

### **Background:**

Business Oregon invests in Oregon businesses, communities, and people to promote a globally competitive, diverse, and inclusive economy. The agency is responsible to offer and track loans, grants, and tax incentives, which are awarded to individuals, businesses and municipalities based on specific qualifications.

Portfol is used to track funding sources, loan terms, and repayments. While many solutions can provide tracking and amortization of principal and interest, Portfol is designed to track simple loans specifically for economic development agencies where funding could come from multiple sources with varied terms. Since implementation the solution, however, the agency and program need have evolved.

We need a system that will track revolving funds and monitoring tax-incentive awards, which Portfol does not support. We also have new transparency requirements of providing access to the agency data as well as performing data analysis to ensure that we are meeting our goals, KPMs, and reporting requirements to the legislative and other stakeholders. The agency proposes extending its Customer Relationship Management (CRM) platform with the objective of replacing Portfol. The new system will benefit all of the agency program areas, as well as the agency customers. The project will hire contract managers and business analyst to complement the agency staff resources.

The agency will continue to work with the Oregon State Chief Information Office (OSCIO) to secure endorsement of further work on the initiative (Stage Gate approvals), which entails the development of a more detailed business case, foundational project management documents, independent

# BUDGET NARRATIVE

---

quality control reviews and risk assessments, solution requirements, development of statements of work, and other procurement preparations. All of the project artifacts will be stored in the OSCIO enterprise project and portfolio management system.

## How Achieved:

This Policy Option Package will:

- (1) Replace Portfol, the agency's aging financial portfolio management system;
- (2) Pay for additional required software licenses; and,
- (3) Fund to contract a third party vendor to perform project management, system analysis, and integration services between the application and the agency website and portals.

We believe information technology is essential to providing efficient government services and enabling the agency to achieve its mission. The strategic goals of the Modernization Initiative are to:

- **Enhance customer experience.** Deliver improved services, such as online self-service, automation, access to data, and integration with partners.
- **Modernize technology.** Replace Portfol and transform how we monitor, track, report, and perform predictive analysis of the agency effort.
- **Transform business processes.** Leverage modern system capabilities to provide improvements and efficiencies in business processes.
- **Improve security.** Improve our ability to anticipate and respond to security threats and manage risks.

## Staffing Impact:

No position or FTE is requested in this policy option package.

## Quantifying Results:

Digitally transforming the agency programs will support the Governor's priorities of a thriving statewide economy, creating jobs, as well as transparent, efficient and effective delivery of government services. In assessing our core technology and current operational processes, the project impact includes:

- Many of our business processes are inefficient, manual or constrained by system capabilities that do not provide the flexibility to meet the changing needs and expectations of our customers and partners.
- The systems that support our core business functions are based on obsolete or outdated technology or are reaching maximum capacity. These systems were designed in the 1990s, and rely on a myriad of disparate, aging software applications and databases. This poses risk of system failure and difficulties in maintaining system support.
- Aging technologies and processes are complex, presenting the risk of not being supported.
- Recruiting and retaining Information Technology staff with the skill sets necessary to support these antiquated systems has become a significant challenge, threatening business continuity.
- A need exists for secure and appropriate access to real-time and accurate data that not only supports the agency, but the network of partners that are working together to support core business development and infrastructure development services.

## BUDGET NARRATIVE

- Improve our ability to protect data, ensure confidentiality, and more easily manage access to our systems and data.

Online systems will offer us improved capabilities, such as flexibility, supportability, and automation as well as provide opportunities to evaluate, transform, and improve business processes. Business Oregon will strategically align its business practices by utilizing technology solutions in the most cost-effective way to meet the needs of its customers.

**Revenue Source:**

This POP will be funded by State Real and Personal Property Bonds – Article XI-Q, of \$775,000 Other Funds. This POP will also require \$173,608 of General Fund for debt service principal and interest payments for the XI-Q bonding.

POP 105 Governor's Budget Request							
Description	LF	OF	FF	OF Non-Limited	GF Debt Service	Lottery Funds Debt Service	Funds
Personal Services	\$ -						\$ -
Services & Supplies	\$ -	\$ 775,000					\$ 775,000
Debt Service					\$ 173,608		\$ 173,608
<b>Funds</b>	<b>\$ -</b>	<b>\$ 775,000</b>	<b>\$ -</b>	<b>\$ -</b>	<b>\$ 173,608</b>	<b>\$ -</b>	<b>\$ 948,608</b>

**ESSENTIAL AND POLICY PACKAGE FISCAL IMPACT SUMMARY**

Oregon Business Development Department  
 Pkg: 105 - Technology Modernization

Cross Reference Name: Lottery & General Obligation Bond Debt Svc  
 Cross Reference Number: 12300-900-00-00-00000

<i>Description</i>	General Fund	Lottery Funds	Other Funds	Federal Funds	Nonlimited Other Funds	Nonlimited Federal Funds	All Funds
<b>Revenues</b>							
General Fund Appropriation	173,608	-	-	-	-	-	173,608
<b>Total Revenues</b>	<b>\$173,608</b>	-	-	-	-	-	<b>\$173,608</b>
<b>Debt Service</b>							
Principal - Bonds	145,000	-	-	-	-	-	145,000
Interest - Bonds	28,608	-	-	-	-	-	28,608
<b>Total Debt Service</b>	<b>\$173,608</b>	-	-	-	-	-	<b>\$173,608</b>
<b>Total Expenditures</b>							
Total Expenditures	173,608	-	-	-	-	-	173,608
<b>Total Expenditures</b>	<b>\$173,608</b>	-	-	-	-	-	<b>\$173,608</b>
<b>Ending Balance</b>							
Ending Balance	-	-	-	-	-	-	-
<b>Total Ending Balance</b>	-	-	-	-	-	-	-



# BUDGET NARRATIVE

---

## Oregon Business Development Department Policy Option Package (POP): 107

### POP Title: **Brownfields Redevelopment Fund**

**Total Request: \$11.2 million; \$10 million Lottery Bonds, OF-Non-Limited; \$1.0 million Lottery Funds Debt Service; \$0.2 million Other Funds**

### **Purpose:**

This request is to recapitalize the Brownfields Redevelopment Fund (BRF) to allow for the continuation of financing assistance to public and private owners of environmentally contaminated property.

Recapitalizing the BRF supports industrial / employment lands readiness, affordable housing development, reuse of underutilized properties, and other community and public infrastructure investments, which lead to increased local and state tax revenues and a healthier environment. Redevelopment of brownfields, especially those properties retained as part of a jurisdiction's industrial land base, provides a two-fold improvement to the economy of the local jurisdiction, the region, and ultimately, the state. First, by returning the assessed value of the property to its real market value for property taxation purposes and, second, by providing the marketplace an adequate number of accessible and ready sites for business expansion and recruitment. Without recapitalization, the BRF will only be able to sustain assistance to a limited number of smaller cost projects which would preclude it being a "lender of last resort" for the larger more costly cleanups needed to ready sites for economic growth.

Recapitalization of the BRF is in alignment with the department's strategic plan as it will:

1. Support the ability of small and middle market companies to grow by prioritizing infrastructure investments to directly promote business growth; and,
2. Cultivate rural economic stability by enhancing local development capacity and addressing environmental contamination.

### **Background:**

With demand for financing to address assessment and cleanup of contaminated industrial/employment properties steadily increasing, recapitalization of the BRF is needed in order for the Department to meet increased demand for financing assistance. The BRF provides financing assistance to both public and private owners of contaminated property. Increasingly, the department's BRF is the lender of last resort. Recapitalization will provide the department with the ability to assist with closing the financing gap that commercial lending is unable to provide, especially as part of large industrial, employment, and affordable housing redevelopment projects.

Despite the current economic recovery, Oregon's small- to medium-sized rural communities continue to lack the revenues and capacity to investigate the incidence and nature of vacant or abandoned properties within their commercial and industrial cores. Yet, identifying and assessing whether properties are contaminated is key if communities are to successfully stimulate economic development and address environmental concerns in economically distressed areas. Moreover, identified contaminated sites often languish because developers, both public and private, face added risks stemming from lack of certainty and potentially higher costs. Banks and other traditional financing sources continue

## BUDGET NARRATIVE

---

to be reluctant to finance the costs involved in assessing and cleaning up these sites. If they do finance a project, developers often have to deal with a “brownfields premium” - the increased cost of performing basic project underwriting - to more thoroughly quantify risk and meet added conditions on the financing (such as increased equity in the project to ensure sufficient borrower capital at risk). For commercial, employment and industrial sites, these extra “costs,” when combined with typical development uncertainties related to permitting and regulatory compliance, can cause the project to not “pencil out” and for the developer to seek “Greenfield” development instead. The same “brownfields premium” limits reuse of brownfields properties for renewable energy and middle-wage / low-income / affordable housing projects.

### **How Achieved:**

Projects funded by the BRF must be linked to redevelopment that facilitates economic development or community revitalization. An estimated 13,501 brownfields exist in Oregon. However, it is estimated that only 35% have been assessed or worked on to date. DEQ’s database identifies just over 5,000 contaminated and potentially contaminated sites representing over 45,000 acres statewide. Since 2008 the tightening in commercial lending has essentially eliminated access to financing for assessment and/or cleanup activities, particularly for industrial redevelopment projects. Consequently, even in today’s market, these properties remain undeveloped, abandoned or underused. This results in millions of dollars in underused public infrastructure and investments, environmental and public health risks, and decreased property tax revenues to local governments.

Without recapitalization, the BRF will no longer be able to assist the larger, more costly cleanups needed to ready industrial/employment lands sites for economic growth. Cleanup of industrial lands are more complex and costlier than cleanup of smaller commercial/retail sites (such as former gas stations) with the possible exception of drycleaner and metal plating sites. On any particular property, contamination may exist in a multitude of media – soil, surface water, groundwater or sediment. Cleanup costs vary tremendously from brownfield to brownfield and can, on average, range from a low of \$58,000/acre to a high of \$700,000/acre.

To assist Oregon’s small to medium sized municipalities with building capacity to identify and integrate assessment and cleanup of contaminated properties within their jurisdiction, the BRF provides an integrated planning grant that often is part of a community’s economic and community strategic planning process. Brownfields redevelopment projects often are never attempted, fail, or take a very long time to complete in part because property owners and municipalities become focused on remediating one parcel at a time only when a reuse opportunity presents itself. How, or if, the redevelopment occurs is dependent not only on the cost and nature of cleanup but also by whether other redevelopment needs – such as setbacks, infrastructure improvements associated with water, sewer, storm water, or vehicular access – are required. An integrated approach, providing communities with the upfront capacity to identify and align the challenge of environmental contamination with priorities such as economic development, urban renewal, infrastructure upgrades, or other revitalization initiatives leads to more successful land use. Once a community has identified its priorities, developing community support and the necessary resources is more attainable. This approach to brownfields redevelopment has proven to turn liabilities into assets by creating an atmosphere of cross-sector and cross-disciplinary cooperation.

# BUDGET NARRATIVE

**Staffing Impact:**

No position or FTE is requested in this policy option package.

**Quantifying Results:**

***How to measure results and a timeline for periodic performance measure milestones:***

Proposed Measures	Target Milestone by June 30, 2020
# of Properties Assessed <sup>1</sup>	20
Redevelopment of the Site Underway	50%
# of Properties Cleaned Up <sup>2</sup>	3

**Revenue Source:**

Total request for the policy option package is \$11.2 million dollars:  
 \$10.0 million in Lottery Bonds – Other Funds, Non-Limited  
 \$986,214 in Lottery Funds – Debt Service  
 \$244,188 in Other Funds

POP 107 Governor's Budget Request							
Description	LF	OF	FF	OF Non-Limited	GF Debt Service	Lottery Funds Debt Service	Funds
Personal Services							\$ -
Services & Supplies		\$ 244,188					\$ 244,188
Special Payments				\$ 10,000,000			\$ 10,000,000
Debt Service						\$ 986,214	\$ 986,214
<b>Funds</b>	\$ -	\$ 244,188	\$ -	\$ 10,000,000	\$ -	\$ 986,214	\$ 11,230,402

<sup>1</sup> A Phase One Environmental Site Assessment (ESA) is completed first and based on its findings a determination is made whether a Phase Two ESA (soil/water sampling) is needed. Generally an estimated 50% of Phase One ESA's will indicate the need for additional assessment; approximately 50% of Phase Two ESA's will support (based on proposed reuse of the property) a need for cleanup. Additionally, successful redevelopment of a brownfield necessitates additional offsite planning to address changes made over time to infrastructure, zoning, transportation requirements – the BRF offers a small integrated planning grant to assist public entities with this planning component.

<sup>2</sup> Cleanup activities can either occur pre-development or during development as an element of the redevelopment.

**ESSENTIAL AND POLICY PACKAGE FISCAL IMPACT SUMMARY**

Oregon Business Development Department  
Pkg: 107 - Brownfields Redevelopment Fund

Cross Reference Name: Lottery & General Obligation Bond Debt Svc  
Cross Reference Number: 12300-900-00-00-00000

<i>Description</i>	General Fund	Lottery Funds	Other Funds	Federal Funds	Nonlimited Other Funds	Nonlimited Federal Funds	All Funds
<b>Revenues</b>							
Transfer In Lottery Proceeds	-	-	-	-	-	-	-
Tsfr From Administrative Svcs	-	986,214	-	-	-	-	986,214
<b>Total Revenues</b>	-	<b>\$986,214</b>	-	-	-	-	<b>\$986,214</b>
<b>Debt Service</b>							
Principal - Bonds	-	370,000	-	-	-	-	370,000
Interest - Bonds	-	616,214	-	-	-	-	616,214
<b>Total Debt Service</b>	-	<b>\$986,214</b>	-	-	-	-	<b>\$986,214</b>
<b>Total Expenditures</b>							
Total Expenditures	-	986,214	-	-	-	-	986,214
<b>Total Expenditures</b>	-	<b>\$986,214</b>	-	-	-	-	<b>\$986,214</b>
<b>Ending Balance</b>							
Ending Balance	-	-	-	-	-	-	-
<b>Total Ending Balance</b>	-	-	-	-	-	-	-

**Oregon Business Development Department  
Policy Option Package (POP): 108**

**POP Title: Industrial Site Readiness Program**

~~Total Request: \$5.6 million TF; \$5 million Lottery Bonds, OF Non Limited; \$0.5 million LF Debt Services; \$0.1 million OF~~  
**POLICY OPTION PACKAGE NOT FUNDED AS PART OF THE GOVERNOR'S BUDGET.**

**Purpose:**

The Industrial Site Readiness Program was created by the Oregon Legislature in 2013. The purpose of this policy option package is to capitalize the Industrial Site Readiness Program fund for the first time since its inception in 2013.

This request is being made to promote one of Business Oregon's strategic plan priorities, *Grow Small and Middle-market Companies*, and specifically the agency's strategy to *Prioritize Infrastructure Investments to Directly Promote Business Growth*. The RSIS program is uniquely positioned to help expand the supply and readiness of regionally significant industrial sites to create jobs and improve the economy of our regions and, at large, the state of Oregon. Capitalization of the Industrial Site Readiness Program fund is particularly important for smaller and rural communities that often lack upfront cash flow to fund industrial site readiness projects. Inasmuch, Business Oregon will continue to target rural communities for assistance as noted as a strategic priority in the department's business plan. This POP will ensure the availability industrial land to facilitate the future expansion and relocation of traded sector industries. With this POP, the program will be able to provide loans for industrial site readiness projects in all communities throughout the state.

**Background:**

The purpose of this policy package is to capitalize the Industrial Site Readiness fund in order for Business Oregon to provide loans, including forgivable loans, to qualified project sponsors to help overcome development-related constraints, and to incentivize industrial site development. This will allow funding of industrial site readiness activities necessary to grow Oregon's supply of industrial site shovel ready properties; thus, leading to improved business growth opportunities in the state.

Following the approval of Senate Bill 333 which made changes to the RSIS program, staff has been working on revising the program rules. From November 2017 to May 2018, the program rules were suspended to allow staff time to draft proposed rules, receive comments, and finalize the rules to address the changes per Senate Bill 333 (2017). There are 17 potential sites across the state that have expressed interest in applying for the program. Two of the 17 sites have already identified over \$85 million worth of improvement needs. This request, if approved, will allow the department to issue loans up to 11.4% of the identified needs.

**How Achieved:**

The funds will be used to provide loans to finance improvements both on and off site to make the site/s shovel ready. Such improvements include: site acquisition and assembly, transportation improvements, water and sewer improvements, natural resource mitigation, site grading, environmental remediation and mitigation, planning and engineering, and interest-carrying costs incurred by a project sponsor.

**Staffing Impact:**

No position nor FTE is requested in this policy option package.

**Quantifying Results:**

Success will be measured when the State sees communities, particularly smaller and rural communities, investing in the site readiness of Regionally Significant Industrial Sites.

This program will leverage both private and local public investments. The following metrics will be used to track the success of funding:

- Number of employers conducting traded sector businesses
- Number of employers that met the jobs and wage thresholds
- Eligible sponsor site preparation costs
- Estimate incremental income tax revenues based on wages and hours data

**Revenue Source:**

~~Total request for the policy option package is \$5.6 million dollars:  
——— \$5.0 million in Lottery Bonds — Other Funds, Non-Limited  
——— \$492,285 in Lottery Funds — Debt Service Limited  
——— \$107,715 million in Other Funds~~

**POLICY OPTION PACKAGE NOT FUNDED AS PART OF THE GOVERNOR’S BUDGET.**

**ESSENTIAL AND POLICY PACKAGE FISCAL IMPACT SUMMARY**

Oregon Business Development Department  
 Pkg: 108 - Reg. Significant Ind. Site Loan Fund

Cross Reference Name: Lottery & General Obligation Bond Debt Svc  
 Cross Reference Number: 12300-900-00-00-00000

<i>Description</i>	General Fund	Lottery Funds	Other Funds	Federal Funds	Nonlimited Other Funds	Nonlimited Federal Funds	All Funds
<b>Revenues</b>							
Transfer In Lottery Proceeds	-	-	-	-	-	-	-
<b>Total Revenues</b>	-	-	-	-	-	-	-
<b>Debt Service</b>							
Principal - Bonds	-	-	-	-	-	-	-
Interest - Bonds	-	-	-	-	-	-	-
<b>Total Debt Service</b>	-	-	-	-	-	-	-
<b>Total Expenditures</b>							
Total Expenditures	-	-	-	-	-	-	-
<b>Total Expenditures</b>	-	-	-	-	-	-	-
<b>Ending Balance</b>							
Ending Balance	-	-	-	-	-	-	-
<b>Total Ending Balance</b>	-	-	-	-	-	-	-

# BUDGET NARRATIVE

---

## Oregon Business Development Department Policy Option Package (POP): 110

**POP Title: Regional Infrastructure Fund**

**Total Request: \$16.7 million TF: \$7.5 million Other Funds Non-Limited; \$1.5 million Lottery Funds Debt Services; \$7.7 million Other Funds**

**POLICY OPTION PACKAGE FUNDED AS MODIFIED IN GOVERNOR'S BUDGET**

### **Purpose:**

The Regional Infrastructure Fund (RIF) supports job creation and other locally-driven economic development goals through grants to projects prioritized by leaders in each of Oregon's eleven economic regions (the regional boundaries align with the 11 federally designated Economic Development Districts).

The Governor's Regional Solutions program recognizes the unique needs of each Oregon region and the importance of working locally to identify priorities, solve problems, and seize opportunities to get projects done. The state's Regional Solutions Teams (RSTs) ensure coordination among state agencies and with non-state partners. The teams also align state funds and technical assistance with appropriate projects. The Regional Infrastructure Fund (RIF) is the only funding stream that is guided by the eleven Regional Solutions Advisory Committees, which recommend priority projects to receive RIF grants. Each region is guaranteed a minimum of five percent of these funds.

The primary goals of RIF are to fund capital construction projects that address regional priorities, have a strong economic development impact, leverage other investments to retain and create jobs, and have a sustainable business plan. The RIF leverages state, private, and other funds and incentivizes collaboration among all levels of government and between the public, private, and philanthropic sectors. Examples of funded projects include industrial land development; broadband infrastructure; workforce housing; infrastructure for career/technical education; and food processing and distribution. It is the goal of RSTs to recommend projects for RIF where other, existing infrastructure finance programs are not applicable, or where funding gaps remain.

### **Background:**

The Regional Solutions Program – consisting of advisory committees, coordinators, and state agency teams – provides a one-stop shop for communities throughout the state – including outside the I-5 corridor. Eleven Regional Solutions teams support community and economic development to help attract and expand business and industry, create good jobs, and improve the economy. They bring the right people to the table and coordinate state action to solve problems and streamline government.

These state agency teams help integrate and align permitting requirements, remove barriers to business retention and expansion, and quickly respond to issues that address community and economic development priorities in the region. This approach recognizes the unique needs of each Oregon region, and the importance of working locally to identify priorities, solve problems, and seize opportunities to get projects done.



# BUDGET NARRATIVE

---

For each region, the Governor has appointed an advisory committee to represent the private, public, and philanthropic sectors. The regional boundaries are aligned with the 11 federally designated Economic Development Districts. Over 100 local elected officials, business representatives, foundation representatives, and citizens serve on advisory committees. These 11 committees establish priorities unique to their respective region.

State agency staff are co-located in Regional Solutions Centers around the state to support collaboration and alignment in support of regional priorities. Five core state agencies – the Oregon Department of Transportation, Department of Land Conservation and Development, Department of Environmental Quality, Oregon Housing and Community Services, and Business Oregon – co-locate their regional staff in these centers to form Regional Solutions Teams (RSTs). Additional state agencies are invited to join the team as needed to address priorities. Coordination for the teams is provided by the Governor’s Office.

The state’s investments of staff time, technical assistance, and grants/loans - when aligned with county, municipal, private, philanthropic, and other funds - contribute significantly to the vitality of our state.

In February 2014, the legislature adopted HB 4015 (ORS 284.752) that established the Regional Solutions program in law and directed seven natural resource agencies to develop plans for participating in the program. With this enhanced capacity, teams are able to more comprehensively align and accelerate regulatory requirements.

Below are just a few examples of what has been accomplished with RIF dollars since the fund was established in 2013:

- The Metro Regional Solutions team was recognized for their streamlined permitting and regulatory work on helping to get the Troutdale Reynolds Industrial Park shovel ready, receiving the Environmental Protection Agency’s Howard Orlean Excellence in Site Reuse Award. This former brownfield site has been converted into a thriving industrial jobs center with the potential to create an additional 3,500 traded sector jobs within the Metro urban growth boundary.
- The North Central team continues its work on increasing the housing supply in the Gorge, resulting in the development of 45 units in Hood River and The Dalles and approximately another 40 units in progress.
- The Baum Industrial Park in Union County was expanded and upgraded which attracted new tenants and is bringing new jobs to the region.
- Approximately 10 full-time permanent jobs were created in the Rogue Valley at the Fry Family Farm Food Hub.
- An innovative public-private partnership was created with the Salem-Keizer School District through the Career Technical Education Center furthering workforce development in the region.

## How Achieved:

# BUDGET NARRATIVE

The RIF is managed by Business Oregon and provides grants and loans to local government sponsors for infrastructure projects, including planning and design. Private and non-profit entities are able to receive funds provided they have a local government sponsor as the applicant. The local sponsor will be responsible for ensuring project completion and contracting with the ultimate recipient. Local government means a city, county, authority, or entity organized under state statute or city or county charter, and includes any council of governments.

**Staffing Impact:**

No position or FTE is requested in this policy option package.

**Quantifying Results:**

The Regional Solutions Teams track the progress of funded projects throughout the process. They capture information such as, but not limited to, the number of jobs created/retained, leveraged resources and other investments in the project, permits obtained, barriers reduced or eliminated, and the impact the project had on the community.

**Revenue Source:**

Total Funds:	\$16,744,083
Lottery Bonds, Other Funds Non-Limited	\$7,500,000
Lottery Funds, Debt Service	\$1,463,827
Other Funds	7,780,256

POP 110 Governor's Budget Request							
Description	LF	OF	FF	OF Non-Limited	GF Debt Service	Lottery Funds Debt Service	Total Funds
Personal Services							\$ -
Services & Supplies		\$ 7,780,256					\$ 7,780,256
Special Payments				\$ 7,500,000			\$ 7,500,000
Debt Service						\$ 1,463,827	\$ 1,463,827
<b>Total Funds</b>	<b>\$ -</b>	<b>\$ 7,780,256</b>	<b>\$ -</b>	<b>\$ 7,500,000</b>	<b>\$ -</b>	<b>\$ 1,463,827</b>	<b>\$ 16,744,083</b>

**ESSENTIAL AND POLICY PACKAGE FISCAL IMPACT SUMMARY**

Oregon Business Development Department  
 Pkg: 110 - Regional Infrastructure Fund

Cross Reference Name: Lottery & General Obligation Bond Debt Svc  
 Cross Reference Number: 12300-900-00-00-00000

<i>Description</i>	General Fund	Lottery Funds	Other Funds	Federal Funds	Nonlimited Other Funds	Nonlimited Federal Funds	All Funds
<b>Revenues</b>							
Transfer In Lottery Proceeds	-	-	-	-	-	-	-
Tsfr From Administrative Svcs	-	1,463,827	-	-	-	-	1,463,827
<b>Total Revenues</b>	-	<b>\$1,463,827</b>	-	-	-	-	<b>\$1,463,827</b>
<b>Debt Service</b>							
Principal - Bonds	-	545,000	-	-	-	-	545,000
Interest - Bonds	-	918,827	-	-	-	-	918,827
<b>Total Debt Service</b>	-	<b>\$1,463,827</b>	-	-	-	-	<b>\$1,463,827</b>
<b>Total Expenditures</b>							
Total Expenditures	-	1,463,827	-	-	-	-	1,463,827
<b>Total Expenditures</b>	-	<b>\$1,463,827</b>	-	-	-	-	<b>\$1,463,827</b>
<b>Ending Balance</b>							
Ending Balance	-	-	-	-	-	-	-
<b>Total Ending Balance</b>	-	-	-	-	-	-	-

**Oregon Business Development Department  
Policy Option Package (POP): 113**

**POP Title: Marine Navigation Improvement Fund**

~~**Total Request: \$5.5 million: \$5.0 million Lottery Bonds; \$0.4 million Lottery Funds Debt Service; \$0.1 million Other Funds**~~

**POLICY OPTION PACKAGE NOT FUNDED AS PART OF THE GOVERNOR'S BUDGET.**

**Purpose:**

The purpose of this request is for Lottery Bond funds necessary to replenish the Marine Navigation Improvement Fund (MINF) for potential future emergency dredging of Oregon's federal navigation channels.

This package supports the agency's strategic priority to "Cultivate Rural Economic Stability." Of Oregon's 23 ports, only one is located in an urban area – Port of Portland. All other ports have the same basic mission related to providing access to the water for industry, fisheries, and recreational activities, thus, supporting economic development.

**Background:**

OBDD provides local ports with assistance by transferring funds directly to the United States Army Corps of Engineers (USACE) to perform dredging in federal waterways. Statutory changes were made to the Marine Navigation Improvement Fund (MNIF) program by the 2013 Oregon Legislature to allow the use of MINF funds to pay for dredging of federally-authorized navigational channels under a Memorandum of Agreement (MOA) with the USACE. The revisions, and the MOA, were in response to reduced federal funding for annual Operations & Maintenance (O&M) dredging at Oregon's coastal ports and resulting navigational emergencies at some of those ports.

Funds were initially provided to OBDD by the Oregon Legislature in three different deposits: for south coast ports, for north coast ports, and for all ports. The funds are deposited into the MNIF and transferred to the USACE as needed. Business Oregon's protocol for utilizing these funds is based on health, safety, and economic needs of the community associated with the waterway in need of dredging. For instance, USACE, US Coast Guard, and local economic development and emergency management staff are contacted to determine immediacy of need. Should an eminent threat to safety be non-existent, Business Oregon works with the USACE to determine when dredging might occur in the future using federal funds.

This request is made with the expectation that bonds will not be sold until early 2021. Business Oregon currently has approximately \$5 million available for dredging under this program and anticipates expenditure of approximately \$3 million over the next two years. However, changes in federal funding practices may accelerate the need for state dollars for dredging.

**How Achieved:**

Funds will be disbursed to the USACE through an MOA as emergency dredging needs arise.

**Staffing Impact:**

No position or FTE is requested in the policy option package.

**Quantifying Results:**

Continuance of this program will allow for continued access fisheries and international ports for Oregon fishers and companies. This access will help to sustain jobs in some of Oregon's most vital industries: fishing, timber, etc.

**Revenue Source:**

Total Funds:	\$5,534,460
Lottery Bonds, Other Funds Non Limited	\$5,000,000
Lottery Funds, Debt Service Limited	\$426,745
Other Funds Limited	\$107,715

**POLICY OPTION PACKAGE NOT FUNDED AS PART OF THE GOVERNOR'S BUDGET.**

**ESSENTIAL AND POLICY PACKAGE FISCAL IMPACT SUMMARY**

Oregon Business Development Department  
 Pkg: 113 - Marine Navigation Improvement Fund

Cross Reference Name: Lottery & General Obligation Bond Debt Svc  
 Cross Reference Number: 12300-900-00-00-00000

<i>Description</i>	General Fund	Lottery Funds	Other Funds	Federal Funds	Nonlimited Other Funds	Nonlimited Federal Funds	All Funds
<b>Revenues</b>							
Transfer In Lottery Proceeds	-	-	-	-	-	-	-
<b>Total Revenues</b>	-	-	-	-	-	-	-
<b>Debt Service</b>							
Principal - Bonds	-	-	-	-	-	-	-
Interest - Bonds	-	-	-	-	-	-	-
<b>Total Debt Service</b>	-	-	-	-	-	-	-
<b>Total Expenditures</b>							
Total Expenditures	-	-	-	-	-	-	-
<b>Total Expenditures</b>	-	-	-	-	-	-	-
<b>Ending Balance</b>							
Ending Balance	-	-	-	-	-	-	-
<b>Total Ending Balance</b>	-	-	-	-	-	-	-

# BUDGET NARRATIVE

---

## Oregon Business Development Department Policy Option Package (POP): 114

**POP Title: Seismic Rehabilitation Grant Program**

**Total Request: \$130.3 million; \$121.2 General Obligation Bonds OF; \$9.1 General Fund Debt Service**

**POLICY OPTION PACKAGE FUNDED AS MODIFIED IN GOVERNOR'S BUDGET**

### **Purpose:**

The Seismic Rehabilitation Grant Program (SGRP) provides competitive grants of up to \$2.5 million to seismically rehabilitate critical public buildings and reduce seismic risk at schools and emergency services buildings, including:

- K-12 public schools, community colleges, and Education Service Districts
- Hospital buildings
- Fire stations, police stations, sheriff's offices

The Oregon Department of Geological and Mineral Industries (DOGAMI) Statewide Seismic Needs Assessment is the most comprehensive source for seismic assessment and needs. The report does not identify the total cost to address seismic rehabilitation needs in Oregon. However, assuming that 40%-60% of identified schools that have buildings at either very high risk or high to moderate risk for collapse potential warrant retrofits of \$1 million each puts that statewide need at \$750 million. Seismic grants are available to help make the communities and emergency service buildings of Oregon safe, resilient and prepared for future events.

This policy option package requests additional General Obligation Bonds to continue to provide competitive grants to eligible entities to seismically rehabilitate critical public buildings.

### **Background:**

At its inception in 2005, the SGRP was housed at the Office of Emergency Management at the Oregon Military Department. In the 2013 Legislative session, the program was moved to Business Oregon, which started implementing the program in January 2014.

The 2013 Legislature authorized \$30 million in bonds (\$15 million for schools and \$15 million for emergency service buildings), which were sold in spring 2015. The Infrastructure Division received over \$58 million in applications for the funding available. A total of 13 school projects and 22 emergency service projects were selected by the Seismic Rehabilitation Grant Advisory Committee for funding.

The 2015 Legislature authorized \$205 million in bonds (\$175 million for schools and \$30 million for emergency service buildings). The 2015-17 funding is divided into two bond sales. The first bond sale of \$50 million for school projects occurred in May 2016. A total of 107 applications requesting \$123.3 million were received. \$50 million of awards were approved in time for the summer construction season. The spring 2017 bond sale was \$125,000,000 for 100 school projects and \$28,600,000 for 47 emergency services projects. The spring 2018 bond sale was \$25,000,000 for

# BUDGET NARRATIVE

---

12 school projects and \$10,000,000 for 8 emergency services projects. The spring 2019 bond sale is scheduled to be \$75,000,000 for school projects and \$10,000,000 for emergency services projects.

## **How Achieved:**

To ensure an effective and efficient process that is visible and available to all communities, Business Oregon conducts outreach using staff who specialize in administration and coordination of the Seismic Rehabilitation Grant Program. Outreach is also accomplished through the Oregon Seismic Safety Policy Advisory Committee (OSSPAC) and the eleven-member Seismic Rehabilitation Advisory Committee.

The Seismic Advisory committee, and our staff work closely with Dr. Ken Goettel. Dr. Goettel, who has developed benefit-cost analysis tools for FEMA and other state emergency management agencies, has been instrumental in developing the Seismic Rehabilitation Grant Program benefit-cost analysis tool, which aids in quantifying project benefits. Project applications and feasibility studies are screened for eligibility by IFD staff and Dr. Goettel. Projects are then reviewed and awards made by the Seismic Rehabilitation Advisory Committee.

After projects are selected and funds awarded, expenditures and project progress are closely monitored by IFD staff from inception through project completion to ensure that funds are spent in a responsible and timely manner and projects are completed according to the scope of work identified by the applicant

For the 2019-21 agency requested budget, it is estimated \$100.0 million of the bond sales will be issued to Schools and \$20.0 million to emergency services buildings.

## **Staffing Impact:**

No position or FTE requested for this policy option package.

## **Quantifying Results:**

The expected outcomes are:

- program performance will be measured by the percentage of available funds that are committed to projects;
- funds leveraged in addition to program funds; and
- expediency of project completion following funding award.

## **Revenue Source:**

Total Request: \$130,289,263 OF/General Fund Debt Service:

Other Funds: \$121,240,000 million (tax-exempt General Obligation Bonds) and anticipated sale date of bonds is May 2020.

\$100,000,000 million tax-exempt Article XI-M

\$20,00,000 million tax exempt Article XI-N

\$1,240,000 cost of issuance



## BUDGET NARRATIVE

General Fund Debt Service: \$9,049,263

General Fund is requested to be appropriated for the Debt Service requirements and is included in the Debt Service SCR 900.

POP 114 Governor's Budget Request							
Description	LF	OF	FF	OF Non-Limited	GF Debt Service	Lottery Funds Debt Service	Total Funds
Personal Services							\$ -
Services & Supplies		\$ 1,240,000					\$ 1,240,000
Special Payments		\$ 120,000,000					\$ 120,000,000
Debt Service					\$ 9,049,263		\$ 9,049,263
<b>Total Funds</b>	\$ -	\$ 121,240,000	\$ -	\$ -	\$ 9,049,263	\$ -	\$ 130,289,263

**ESSENTIAL AND POLICY PACKAGE FISCAL IMPACT SUMMARY**

Oregon Business Development Department  
 Pkg: 114 - Seismic Rehab Grant Program

Cross Reference Name: Lottery & General Obligation Bond Debt Svc  
 Cross Reference Number: 12300-900-00-00-00000

<i>Description</i>	General Fund	Lottery Funds	Other Funds	Federal Funds	Nonlimited Other Funds	Nonlimited Federal Funds	All Funds
<b>Revenues</b>							
General Fund Appropriation	9,049,263	-	-	-	-	-	9,049,263
<b>Total Revenues</b>	<b>\$9,049,263</b>	-	-	-	-	-	<b>\$9,049,263</b>
<b>Debt Service</b>							
Principal - Bonds	4,120,000	-	-	-	-	-	4,120,000
Interest - Bonds	4,929,263	-	-	-	-	-	4,929,263
<b>Total Debt Service</b>	<b>\$9,049,263</b>	-	-	-	-	-	<b>\$9,049,263</b>
<b>Total Expenditures</b>							
Total Expenditures	9,049,263	-	-	-	-	-	9,049,263
<b>Total Expenditures</b>	<b>\$9,049,263</b>	-	-	-	-	-	<b>\$9,049,263</b>
<b>Ending Balance</b>							
Ending Balance	-	-	-	-	-	-	-
<b>Total Ending Balance</b>	-	-	-	-	-	-	-

## Detail of Lottery Funds, Other Funds, and Federal Funds Revenue

Source	Fund	ORBTIS Revenue Acct	2015-2017 Actual	2017-19 Legislatively Adopted	2017-19 Estimated	2019-21 Agency Request	2019-21 Governor's Budget	2019-21 Legislatively Adopted
<b><u>Lottery &amp; General Obligation Bond Debt Svc</u></b>								
<b>Limited</b>								
Interest Income	4430	0605	197,956	0	230,000	0	0	
Other Revenues	3430	0975	0	108,109	108,109	0	0	

**DETAIL OF LOTTERY FUNDS, OTHER FUNDS, AND FEDERAL FUNDS REVENUE**

Oregon Business Development Department  
2019-21 Biennium

Agency Number: 12300  
Cross Reference Number: 12300-900-00-00-00000

<i>Source</i>	2015-17 Actuals	2017-19 Leg Adopted Budget	2017-19 Leg Approved Budget	2019-21 Agency Request Budget	2019-21 Governor's Budget	2019-21 Leg. Adopted Audit
<b>Lottery Funds</b>						
Interest Income	197,956	-	-	-	-	-
Transfer In - Intrafund	34,014	-	-	-	-	-
Transfer In Lottery Proceeds	-	-	-	11,959,018	-	-
Tsfr From Administrative Svcs	44,944,738	46,776,651	46,776,651	51,998,740	60,553,568	-
Transfer Out - Intrafund	(34,014)	-	-	-	-	-
<b>Total Lottery Funds</b>	<b>\$45,142,694</b>	<b>\$46,776,651</b>	<b>\$46,776,651</b>	<b>\$63,957,758</b>	<b>\$60,553,568</b>	-
<b>Other Funds</b>						
Other Revenues	-	-	108,109	-	-	-
Transfer In - Intrafund	1,328,408	-	-	-	-	-
Tsfr From Administrative Svcs	3,268,334	-	-	-	-	-
<b>Total Other Funds</b>	<b>\$4,596,742</b>	-	<b>\$108,109</b>	-	-	-

## Capital Financing Six-Year Forecast Summary 2019-21

Agency: Oregon Business Development Dept  
Agency #: 12300

**Provide amounts of agency financing needs for the 2019-21 biennium, by expected use and repayment source. Include proposed project amounts only (do not include debt service from either previously issued debt or from new debt issuance).**

Use of Bond Proceeds	Bond Type		Totals by Repayment Source		
	General Obligation Bonds	Revenue Bonds			
<b>Major Construction / Acquisition Projects</b>					
General Fund Repayment	\$	\$	\$	-	GF
Lottery Funds Repayment				-	LF
Other Funds Repayment				-	OF
Federal Funds Repayment				-	FF
Total for Major Construction	\$	-	\$	-	
<b>Equipment/Technology Projects over \$500,000</b>					
General Fund Repayment	\$	\$	\$	-	GF
Lottery Funds Repayment				-	LF
Other Funds Repayment				-	OF
Federal Funds Repayment				-	FF
Total for Equipment/Technology	\$	-	\$	-	
<b>Debt Issuance for Loans and Grants</b>					
General Fund Repayment	\$	152,840,000	\$	152,840,000	GF
Lottery Funds Repayment			127,043,095	127,043,095	LF
Other Funds Repayment			30,000,000	30,000,000	OF
Federal Funds Repayment				-	FF
Total for Loans and Grants	\$	152,840,000	\$	157,043,095	\$ 309,883,095
<b>Total All Debt Issuance</b>					
General Fund Repayment	\$	152,840,000	\$	-	\$ 152,840,000 GF
Lottery Funds Repayment		-	127,043,095	127,043,095	LF
Other Funds Repayment		-	30,000,000	30,000,000	OF
Federal Funds Repayment		-	-	-	FF
<b>Grand Total 2019-21</b>	\$	152,840,000	\$	157,043,095	\$ 309,883,095

## Capital Financing Six-Year Forecast Summary 2021-23

Agency: Oregon Business Development Dept  
 Agency #: 12300

**Provide amounts of agency financing needs for the 2021-23 biennium, by expected use and repayment source. Include proposed project amounts only (do not include debt service from either previously issued debt or from new debt issuance).**

<u>Use of Bond Proceeds</u>	<u>Bond Type</u>		<u>Totals by Repayment Source</u>		
	<u>General Obligation Bonds</u>	<u>Revenue Bonds</u>			
<b>Major Construction / Acquisition Projects</b>					
General Fund Repayment	\$	\$	\$	-	GF
Lottery Funds Repayment				-	LF
Other Funds Repayment				-	OF
Federal Funds Repayment				-	FF
Total for Major Construction	\$	-	\$	-	
<b>Equipment/Technology Projects over \$500,000</b>					
General Fund Repayment	\$	\$	\$	-	GF
Lottery Funds Repayment				-	LF
Other Funds Repayment				-	OF
Federal Funds Repayment				-	FF
Total for Equipment/Technology	\$	-	\$	-	
<b>Debt Issuance for Loans and Grants</b>					
General Fund Repayment	\$	100,000,000	\$	100,000,000	GF
Lottery Funds Repayment				50,000,000	LF
Other Funds Repayment				-	OF
Federal Funds Repayment				-	FF
Total for Loans and Grants	\$	100,000,000	\$	50,000,000	\$ 150,000,000
<b>Total All Debt Issuance</b>					
General Fund Repayment	\$	100,000,000	\$	-	\$ 100,000,000
Lottery Funds Repayment		-		50,000,000	50,000,000
Other Funds Repayment		-		-	-
Federal Funds Repayment		-		-	-
<b>Grand Total 2021-23</b>	\$	100,000,000	\$	50,000,000	\$ 150,000,000

## Capital Financing Six-Year Forecast Summary 2023-25

Agency: Oregon Business Development Dept  
 Agency #: 12300

**Provide amounts of agency financing needs for the 2021-23 biennium, by expected use and repayment source. Include proposed project amounts only (do not include debt service from either previously issued debt or from new debt issuance).**

Use of Bond Proceeds	Bond Type		Totals by Repayment Source		
	General Obligation Bonds	Revenue Bonds			
<b>Major Construction / Acquisition Projects</b>					
General Fund Repayment	\$	\$	\$	-	GF
Lottery Funds Repayment				-	LF
Other Funds Repayment				-	OF
Federal Funds Repayment				-	FF
Total for Major Construction	\$	-	\$	-	
<b>Equipment/Technology Projects over \$500,000</b>					
General Fund Repayment	\$	\$	\$	-	GF
Lottery Funds Repayment				-	LF
Other Funds Repayment				-	OF
Federal Funds Repayment				-	FF
Total for Equipment/Technology	\$	-	\$	-	
<b>Debt Issuance for Loans and Grants</b>					
General Fund Repayment	\$	50,000,000	\$	50,000,000	GF
Lottery Funds Repayment				50,000,000	LF
Other Funds Repayment				-	OF
Federal Funds Repayment				-	FF
Total for Loans and Grants	\$	50,000,000	\$	50,000,000	\$ 100,000,000
<b>Total All Debt Issuance</b>					
General Fund Repayment	\$	50,000,000	\$	-	\$ 50,000,000 GF
Lottery Funds Repayment		-		50,000,000	50,000,000 LF
Other Funds Repayment		-		-	-
Federal Funds Repayment		-		-	-
<b>Grand Total 2023-25</b>	<b>\$</b>	<b>50,000,000</b>	<b>\$</b>	<b>50,000,000</b>	<b>\$ 100,000,000</b>

**DETAIL OF LOTTERY FUNDS, OTHER FUNDS, AND FEDERAL FUNDS REVENUE**

Oregon Business Development Department  
2019-21 Biennium

Agency Number: 12300  
Cross Reference Number: 12300-000-00-00-00000

<i>Source</i>	2015-17 Actuals	2017-19 Leg Adopted Budget	2017-19 Leg Approved Budget	2019-21 Agency Request Budget	2019-21 Governor's Budget	2019-21 Leg. Adopted Audit
<b>Lottery Funds</b>						
Interest Income	364,403	-	-	41,000	41,000	-
Transfer In - Intrafund	55,531,059	-	1,250,000	-	-	-
Transfer In Lottery Proceeds	-	-	-	68,937,128	-	-
Tsfr From Administrative Svcs	110,209,836	116,400,761	118,214,704	119,539,398	127,145,783	-
Transfer Out - Intrafund	(55,531,059)	-	(1,250,000)	-	-	-
Tsfr To Administrative Svcs	(3,400,371)	(3,409,893)	(3,409,893)	-	-	-
<b>Total Lottery Funds</b>	<b>\$107,173,868</b>	<b>\$112,990,868</b>	<b>\$114,804,811</b>	<b>\$188,517,526</b>	<b>\$127,186,783</b>	<b>-</b>
<b>Other Funds</b>						
Business Lic and Fees	-	7,500	7,500	7,500	7,500	-
Non-business Lic. and Fees	15	-	-	-	-	-
Charges for Services	87,748	249,000	249,000	249,000	249,000	-
General Fund Obligation Bonds	195,450,272	121,610,000	121,610,000	277,499,500	246,674,500	-
Lottery Bonds	18,216,533	26,976,251	26,976,251	71,525,570	65,946,862	-
Interest Income	2,033,983	2,361,486	2,361,486	3,893,500	3,893,500	-
Donations	9,349,589	10,337,894	10,337,894	10,337,894	10,337,894	-
Grants (Non-Fed)	521,304	700,000	700,000	700,000	700,000	-
Loan Repayments	444,427	460,216	460,216	30,724,440	724,440	-
Other Revenues	1,285,343	4,226,963	5,340,877	15,479,220	12,158,314	-
Transfer In - Intrafund	20,896,852	13,813,368	13,856,331	21,468,308	21,468,308	-
Tsfr From Administrative Svcs	4,466,884	1,713,244	1,713,244	1,908,485	1,908,485	-
Tsfr From Oregon Health Authority	599,942	740,000	740,000	740,000	740,000	-
Tsfr From Transportation, Dept	1,748,115	5,567,598	5,567,598	2,826,169	2,826,169	-
Transfer Out - Intrafund	(10,638,312)	(208,846)	(208,846)	(6,839,208)	(6,839,208)	-
Tsfr To Administrative Svcs	(799,394)	-	-	-	-	-

\_\_\_ Agency Request  
2019-21 Biennium

X  Governor's Budget  
Page \_\_\_\_\_

\_\_\_ Legislatively Adopted  
Detail of LF, OF, and FF Revenues - BPR012



**DETAIL OF LOTTERY FUNDS, OTHER FUNDS, AND FEDERAL FUNDS REVENUE**

Oregon Business Development Department  
2019-21 Biennium

Agency Number: 12300  
Cross Reference Number: 12300-000-00-00-00000

<i>Source</i>	2015-17 Actuals	2017-19 Leg Adopted Budget	2017-19 Leg Approved Budget	2019-21 Agency Request Budget	2019-21 Governor's Budget	2019-21 Leg. Adopted Audit
<b>Other Funds</b>						
Tsfr To Governor, Office of the	(723,200)	(773,200)	(773,200)	(848,200)	(848,200)	-
<b>Total Other Funds</b>	<b>\$242,940,101</b>	<b>\$187,781,474</b>	<b>\$188,938,351</b>	<b>\$429,672,178</b>	<b>\$359,947,564</b>	-
<b>Federal Funds</b>						
Federal Funds	24,991,584	35,855,316	36,595,240	38,276,139	38,191,928	-
Transfer In - Intrafund	664,031	-	-	-	-	-
Transfer Out - Intrafund	(664,031)	-	-	-	-	-
<b>Total Federal Funds</b>	<b>\$24,991,584</b>	<b>\$35,855,316</b>	<b>\$36,595,240</b>	<b>\$38,276,139</b>	<b>\$38,191,928</b>	-
<b>Nonlimited Other Funds</b>						
Non-business Lic. and Fees	397	-	-	-	-	-
Charges for Services	404,061	649,000	649,000	649,000	649,000	-
Rents and Royalties	83,330	100,000	100,000	100,000	100,000	-
Lottery Bonds	27,818,823	30,000,000	30,000,000	155,000,000	119,450,000	-
Revenue Bonds	-	30,000,000	30,000,000	30,000,000	30,000,000	-
Interest Income	34,381,277	28,924,640	28,924,640	30,278,967	30,278,967	-
Loan Repayments	120,944,719	77,689,041	77,689,041	77,689,041	77,689,041	-
Other Revenues	12,000	18,000	18,000	18,000	18,000	-
Transfer In - Intrafund	90,579,968	41,931,695	41,931,695	41,931,695	41,931,695	-
Tsfr From Oregon Health Authority	22,444,092	16,692,000	16,692,000	16,692,000	16,692,000	-
Transfer Out - Intrafund	(100,838,508)	(55,536,217)	(55,579,180)	(56,560,795)	(56,560,795)	-
Tsfr To Administrative Svcs	(1,149,220)	-	-	-	-	-
Tsfr To Oregon Health Authority	(375,000)	-	-	-	-	-
<b>Total Nonlimited Other Funds</b>	<b>\$194,305,939</b>	<b>\$170,468,159</b>	<b>\$170,425,196</b>	<b>\$295,797,908</b>	<b>\$260,247,908</b>	-

\_\_\_ Agency Request  
2019-21 Biennium

X  Governor's Budget  
Page \_\_\_\_\_

\_\_\_ Legislatively Adopted  
Detail of LF, OF, and FF Revenues - BPR012

**DETAIL OF LOTTERY FUNDS, OTHER FUNDS, AND FEDERAL FUNDS REVENUE**

Oregon Business Development Department  
2019-21 Biennium

Agency Number: 12300  
Cross Reference Number: 12300-110-00-00-00000

<i>Source</i>	2015-17 Actuals	2017-19 Leg Adopted Budget	2017-19 Leg Approved Budget	2019-21 Agency Request Budget	2019-21 Governor's Budget	2019-21 Leg. Adopted Audit
<b>Lottery Funds</b>						
Transfer In Lottery Proceeds	-	-	-	1,163,386	-	-
Tsfr From Administrative Svcs	7,223,270	7,273,954	7,422,267	8,484,104	8,305,513	-
Tsfr To Administrative Svcs	-	(179,511)	(179,511)	-	-	-
<b>Total Lottery Funds</b>	<b>\$7,223,270</b>	<b>\$7,094,443</b>	<b>\$7,242,756</b>	<b>\$9,647,490</b>	<b>\$8,305,513</b>	<b>-</b>
<b>Other Funds</b>						
General Fund Obligation Bonds	-	-	-	1,285,000	775,000	-
Interest Income	14,403	5,382	5,382	12,800	12,800	-
Other Revenues	4,898	-	-	519,879	1,422,418	-
Transfer In - Intrafund	1,432,847	1,562,085	1,605,048	2,395,895	2,219,162	-
<b>Total Other Funds</b>	<b>\$1,452,148</b>	<b>\$1,567,467</b>	<b>\$1,610,430</b>	<b>\$4,213,574</b>	<b>\$4,429,380</b>	<b>-</b>
<b>Federal Funds</b>						
Federal Funds	73,168	199,620	205,155	223,166	223,166	-
<b>Total Federal Funds</b>	<b>\$73,168</b>	<b>\$199,620</b>	<b>\$205,155</b>	<b>\$223,166</b>	<b>\$223,166</b>	<b>-</b>

**DETAIL OF LOTTERY FUNDS, OTHER FUNDS, AND FEDERAL FUNDS REVENUE**

Oregon Business Development Department  
2019-21 Biennium

Agency Number: 12300  
Cross Reference Number: 12300-210-00-00-00000

<i>Source</i>	2015-17 Actuals	2017-19 Leg Adopted Budget	2017-19 Leg Approved Budget	2019-21 Agency Request Budget	2019-21 Governor's Budget	2019-21 Leg. Adopted Audit
<b>Lottery Funds</b>						
Interest Income	166,447	-	-	41,000	41,000	-
Transfer In - Intrafund	53,397,045	-	1,250,000	-	-	-
Transfer In Lottery Proceeds	-	-	-	55,064,724	-	-
Tsfr From Administrative Svcs	53,072,191	59,593,947	60,246,461	56,043,990	53,955,338	-
Transfer Out - Intrafund	(53,397,045)	-	(1,250,000)	-	-	-
Tsfr To Administrative Svcs	(3,000,371)	(3,230,382)	(3,230,382)	-	-	-
<b>Total Lottery Funds</b>	<b>\$50,238,267</b>	<b>\$56,363,565</b>	<b>\$57,016,079</b>	<b>\$111,149,714</b>	<b>\$53,996,338</b>	<b>-</b>
<b>Other Funds</b>						
Non-business Lic. and Fees	15	-	-	-	-	-
Charges for Services	87,748	237,000	237,000	237,000	237,000	-
Lottery Bonds	2,616,113	3,450,979	3,450,979	3,450,979	3,450,979	-
Interest Income	167,168	69,966	69,966	109,936	109,936	-
Loan Repayments	444,427	460,216	460,216	30,724,440	724,440	-
Other Revenues	768,604	3,488,839	3,643,875	13,117,385	8,893,940	-
Transfer In - Intrafund	4,010,280	4,287,607	4,287,607	5,494,653	4,287,607	-
Tsfr From Administrative Svcs	1,198,550	1,713,244	1,713,244	1,908,485	1,908,485	-
Tsfr From Transportation, Dept	980,632	4,401,745	4,401,745	1,561,487	1,561,487	-
Transfer Out - Intrafund	(1,678,344)	(208,846)	(208,846)	(339,208)	(339,208)	-
Tsfr To Administrative Svcs	(106,094)	-	-	-	-	-
Tsfr To Governor, Office of the	(723,200)	(773,200)	(773,200)	(848,200)	(848,200)	-
<b>Total Other Funds</b>	<b>\$7,765,899</b>	<b>\$17,127,550</b>	<b>\$17,282,586</b>	<b>\$55,416,957</b>	<b>\$19,986,466</b>	<b>-</b>
<b>Federal Funds</b>						
Federal Funds	1,037,874	-	706,463	1,140,453	917,925	-
Transfer In - Intrafund	87,470	-	-	-	-	-

\_\_\_ Agency Request  
2019-21 Biennium

X  Governor's Budget  
Page \_\_\_\_\_

\_\_\_ Legislatively Adopted  
Detail of LF, OF, and FF Revenues - BPR012

**DETAIL OF LOTTERY FUNDS, OTHER FUNDS, AND FEDERAL FUNDS REVENUE**

Oregon Business Development Department  
2019-21 Biennium

Agency Number: 12300  
Cross Reference Number: 12300-210-00-00-00000

<i>Source</i>	2015-17 Actuals	2017-19 Leg Adopted Budget	2017-19 Leg Approved Budget	2019-21 Agency Request Budget	2019-21 Governor's Budget	2019-21 Leg. Adopted Audit
<b>Federal Funds</b>						
Transfer Out - Intrafund	(87,470)	-	-	-	-	-
<b>Total Federal Funds</b>	<b>\$1,037,874</b>	<b>-</b>	<b>\$706,463</b>	<b>\$1,140,453</b>	<b>\$917,925</b>	<b>-</b>
<b>Nonlimited Other Funds</b>						
Non-business Lic. and Fees	397	-	-	-	-	-
Charges for Services	403,961	400,000	400,000	400,000	400,000	-
Rents and Royalties	83,330	100,000	100,000	100,000	100,000	-
Interest Income	2,655,337	2,468,814	2,468,814	2,468,814	2,468,814	-
Loan Repayments	7,917,288	5,210,397	5,210,397	5,210,397	5,210,397	-
Other Revenues	12,000	18,000	18,000	18,000	18,000	-
Transfer In - Intrafund	5,000,000	-	-	-	-	-
Transfer Out - Intrafund	(7,173,320)	(3,780,630)	(3,780,630)	(3,780,630)	(3,780,630)	-
<b>Total Nonlimited Other Funds</b>	<b>\$8,898,993</b>	<b>\$4,416,581</b>	<b>\$4,416,581</b>	<b>\$4,416,581</b>	<b>\$4,416,581</b>	<b>-</b>

**DETAIL OF LOTTERY FUNDS, OTHER FUNDS, AND FEDERAL FUNDS REVENUE**

Oregon Business Development Department  
2019-21 Biennium

Agency Number: 12300  
Cross Reference Number: 12300-300-00-00-00000

<i>Source</i>	2015-17 Actuals	2017-19 Leg Adopted Budget	2017-19 Leg Approved Budget	2019-21 Agency Request Budget	2019-21 Governor's Budget	2019-21 Leg. Adopted Audit
<b>Lottery Funds</b>						
Transfer In - Intrafund	2,100,000	-	-	-	-	-
Transfer In Lottery Proceeds	-	-	-	750,000	-	-
Tsfr From Administrative Svcs	3,805,177	1,548,664	2,561,780	1,759,132	3,123,819	-
Transfer Out - Intrafund	(2,100,000)	-	-	-	-	-
Tsfr To Administrative Svcs	(400,000)	-	-	-	-	-
<b>Total Lottery Funds</b>	<b>\$3,405,177</b>	<b>\$1,548,664</b>	<b>\$2,561,780</b>	<b>\$2,509,132</b>	<b>\$3,123,819</b>	<b>-</b>
<b>Other Funds</b>						
Business Lic and Fees	-	7,500	7,500	7,500	7,500	-
Charges for Services	-	12,000	12,000	12,000	12,000	-
General Fund Obligation Bonds	195,450,272	121,610,000	121,610,000	276,214,500	245,899,500	-
Lottery Bonds	10,825,185	20,953,296	20,953,296	65,502,615	59,923,907	-
Interest Income	1,746,830	1,488,278	1,488,278	3,615,246	3,615,246	-
Other Revenues	94,875	200,874	993,028	1,002,284	1,002,284	-
Transfer In - Intrafund	7,716,548	7,963,676	7,963,676	7,077,760	8,461,539	-
Tsfr From Oregon Health Authority	599,942	740,000	740,000	740,000	740,000	-
Tsfr From Transportation, Dept	-	417,000	417,000	473,350	473,350	-
Transfer Out - Intrafund	(2,741,611)	-	-	-	-	-
Tsfr To Administrative Svcs	(439,007)	-	-	-	-	-
<b>Total Other Funds</b>	<b>\$213,253,034</b>	<b>\$153,392,624</b>	<b>\$154,184,778</b>	<b>\$354,645,255</b>	<b>\$320,135,326</b>	<b>-</b>
<b>Federal Funds</b>						
Federal Funds	22,413,142	33,698,583	33,726,509	34,880,972	35,019,289	-
Transfer In - Intrafund	576,561	-	-	-	-	-
Transfer Out - Intrafund	(576,561)	-	-	-	-	-
<b>Total Federal Funds</b>	<b>\$22,413,142</b>	<b>\$33,698,583</b>	<b>\$33,726,509</b>	<b>\$34,880,972</b>	<b>\$35,019,289</b>	<b>-</b>

\_\_\_ Agency Request  
2019-21 Biennium

X  Governor's Budget  
Page \_\_\_\_\_

\_\_\_ Legislatively Adopted  
Detail of LF, OF, and FF Revenues - BPR012

**DETAIL OF LOTTERY FUNDS, OTHER FUNDS, AND FEDERAL FUNDS REVENUE**

Oregon Business Development Department  
2019-21 Biennium

Agency Number: 12300  
Cross Reference Number: 12300-300-00-00-00000

<i>Source</i>	2015-17 Actuals	2017-19 Leg Adopted Budget	2017-19 Leg Approved Budget	2019-21 Agency Request Budget	2019-21 Governor's Budget	2019-21 Leg. Adopted Audit
<b>Nonlimited Other Funds</b>						
Charges for Services	100	249,000	249,000	249,000	249,000	-
Lottery Bonds	27,818,823	30,000,000	30,000,000	155,000,000	119,450,000	-
Revenue Bonds	-	30,000,000	30,000,000	30,000,000	30,000,000	-
Interest Income	31,725,940	26,455,826	26,455,826	27,810,153	27,810,153	-
Loan Repayments	113,027,431	72,478,644	72,478,644	72,478,644	72,478,644	-
Transfer In - Intrafund	85,579,968	41,931,695	41,931,695	41,931,695	41,931,695	-
Tsfr From Oregon Health Authority	22,444,092	16,692,000	16,692,000	16,692,000	16,692,000	-
Transfer Out - Intrafund	(93,665,188)	(51,755,587)	(51,798,550)	(52,780,165)	(52,780,165)	-
Tsfr To Administrative Svcs	(1,149,220)	-	-	-	-	-
Tsfr To Oregon Health Authority	(375,000)	-	-	-	-	-
<b>Total Nonlimited Other Funds</b>	<b>\$185,406,946</b>	<b>\$166,051,578</b>	<b>\$166,008,615</b>	<b>\$291,381,327</b>	<b>\$255,831,327</b>	<b>-</b>

**DETAIL OF LOTTERY FUNDS, OTHER FUNDS, AND FEDERAL FUNDS REVENUE**

Oregon Business Development Department  
2019-21 Biennium

Agency Number: 12300  
Cross Reference Number: 12300-500-00-00-00000

<i>Source</i>	2015-17 Actuals	2017-19 Leg Adopted Budget	2017-19 Leg Approved Budget	2019-21 Agency Request Budget	2019-21 Governor's Budget	2019-21 Leg. Adopted Audit
<b>Lottery Funds</b>						
Tsfr From Administrative Svcs	1,164,460	1,207,545	1,207,545	1,253,432	1,207,545	-
<b>Total Lottery Funds</b>	<b>\$1,164,460</b>	<b>\$1,207,545</b>	<b>\$1,207,545</b>	<b>\$1,253,432</b>	<b>\$1,207,545</b>	<b>-</b>

**DETAIL OF LOTTERY FUNDS, OTHER FUNDS, AND FEDERAL FUNDS REVENUE**

Oregon Business Development Department  
2019-21 Biennium

Agency Number: 12300  
Cross Reference Number: 12300-600-00-00-00000

<i>Source</i>	2015-17 Actuals	2017-19 Leg Adopted Budget	2017-19 Leg Approved Budget	2019-21 Agency Request Budget	2019-21 Governor's Budget	2019-21 Leg. Adopted Audit
<b>Other Funds</b>						
Lottery Bonds	4,775,235	2,571,976	2,571,976	2,571,976	2,571,976	-
Interest Income	105,383	797,860	797,860	155,518	155,518	-
Donations	9,349,589	10,337,894	10,337,894	10,337,894	10,337,894	-
Grants (Non-Fed)	521,304	700,000	700,000	700,000	700,000	-
Other Revenues	416,966	537,250	595,865	839,672	839,672	-
Transfer In - Intrafund	6,408,769	-	-	6,500,000	6,500,000	-
Tsfr From Transportation, Dept	767,483	748,853	748,853	791,332	791,332	-
Transfer Out - Intrafund	(6,218,357)	-	-	(6,500,000)	(6,500,000)	-
Tsfr To Administrative Svcs	(254,293)	-	-	-	-	-
<b>Total Other Funds</b>	<b>\$15,872,079</b>	<b>\$15,693,833</b>	<b>\$15,752,448</b>	<b>\$15,396,392</b>	<b>\$15,396,392</b>	-
<b>Federal Funds</b>						
Federal Funds	1,467,400	1,957,113	1,957,113	2,031,548	2,031,548	-
<b>Total Federal Funds</b>	<b>\$1,467,400</b>	<b>\$1,957,113</b>	<b>\$1,957,113</b>	<b>\$2,031,548</b>	<b>\$2,031,548</b>	-



**DETAIL OF LOTTERY FUNDS, OTHER FUNDS, AND FEDERAL FUNDS REVENUE**

Oregon Business Development Department  
2019-21 Biennium

Agency Number: 12300  
Cross Reference Number: 12300-900-00-00-00000

<i>Source</i>	2015-17 Actuals	2017-19 Leg Adopted Budget	2017-19 Leg Approved Budget	2019-21 Agency Request Budget	2019-21 Governor's Budget	2019-21 Leg. Adopted Audit
<b>Lottery Funds</b>						
Interest Income	197,956	-	-	-	-	-
Transfer In - Intrafund	34,014	-	-	-	-	-
Transfer In Lottery Proceeds	-	-	-	11,959,018	-	-
Tsfr From Administrative Svcs	44,944,738	46,776,651	46,776,651	51,998,740	60,553,568	-
Transfer Out - Intrafund	(34,014)	-	-	-	-	-
<b>Total Lottery Funds</b>	<b>\$45,142,694</b>	<b>\$46,776,651</b>	<b>\$46,776,651</b>	<b>\$63,957,758</b>	<b>\$60,553,568</b>	-
<b>Other Funds</b>						
Other Revenues	-	-	108,109	-	-	-
Transfer In - Intrafund	1,328,408	-	-	-	-	-
Tsfr From Administrative Svcs	3,268,334	-	-	-	-	-
<b>Total Other Funds</b>	<b>\$4,596,742</b>	-	<b>\$108,109</b>	-	-	-

**DETAIL OF LOTTERY FUNDS, OTHER FUNDS, AND FEDERAL FUNDS REVENUE**

Oregon Business Development Department  
2019-21 Biennium

Agency Number: 12300

Cross Reference Number: 12300-910-00-00-00000

<i>Source</i>	2015-17 Actuals	2017-19 Leg Adopted Budget	2017-19 Leg Approved Budget	2019-21 Agency Request Budget	2019-21 Governor's Budget	2019-21 Leg. Adopted Audit
<b>Other Funds</b>						
Interest Income	199	-	-	-	-	-
<b>Total Other Funds</b>	<b>\$199</b>	-	-	-	-	-

## Prioritization Matrix Justification

### **1. Required Service Product Business Alignment** - Two or three are true.

JUSTIFICATION: Business Oregon has over 70 paper-based programs and depends on Portfol and other systems to manage and support the agency operation. These systems are not meeting our strategic business needs. Replacing our aging systems ensures that the agency continues to deliver economic development services and meet its strategic business needs.

A few of the programs the agency administers such as CDBG, Safe Drinking Water, Waste Water Treatment, and Seismic Retrofitting of Schools and Emergency Shelters and other mandated programs would lose their federal match funds, if we fail to administer these programs. These programs today rely on Portfol. Inability to administer these systems would put our agency in an extremely vulnerable position of losing these federal matching funds and programs.

We also believe that our initiative supports the Governor's priorities of "a thriving statewide economy". The modernization initiative enables us to cost effectively and efficiently deliver economic development services and allow employees to spend more time on value-added service.

### **2. Value to Customer** - High value to customer

JUSTIFICATION: Our customers' desire for personalized services, and we need to adapt to their changing needs and requirements. The project improves our customers, citizens, business, and communities, to access our services online at any time, from any device and any location. These improvements are constrained by our current tools and technology. With this initiative, customers will be able to access services in a faster, flexible and convenient way. They will be able to submit applications online, review status of their application, as well as access their account to obtain necessary information such as printing their tax statements - 1099s.

### **3. Leverage Potential** – medium potential

JUSTIFICATION: The modernization initiative can be leveraged as a shared service across the agency various divisions and program areas. We believe there are also opportunities to improve how we share data and interact with our partners such as other agencies and local economic development entities. The pilot program demonstrated the value it adds to our partners on their ability to be responsive to customers. The solution can also be extended as a utility service to other agencies who provide grants and loans, if they choose to use it. The new system will also improve our ability to anticipate and respond to security threats, and manage risks.

### **4. Risk / Importance to Risk Mitigation** – high risk to state/customer if not offered

JUSIFICATION: It is imperative that we transfer the agency’s historical financial records and replace Portfol with a system that will allow us to continue to act as responsible stewards of public resources and manage our programs’ financial data for the department. Continuing to rely on Portfol after the company has ceased support of the product leaves the department and the billions of dollars in loans and grants it tracks in an extremely vulnerable position.

5. **Financial / Return on Investment / Cost Avoidance** - ROI gained within two biennia

JUSTIFICATION: Using the Forester total cost of ownership, the ROI is gained within two biennia. The initiative enables us to cost effectively and efficiently deliver economic development services and allow employees to spend more time on value-added service.

## Project Prioritization Matrix: Business Oregon Modernization Initiative

CRITERIA	WEIGH T	SCORING VALUE	Project A	Project B
<b>Strategic Value</b>				
<b>Required Service/Product-Business Alignment</b> (are any of these are true?) <ul style="list-style-type: none"> <li>• Mandate (legislative, federal or state)</li> <li>• Meets a strategic business need</li> <li>• Governor Initiative/Strategy</li> <li>• Priority/Compliance for industry</li> </ul>	5	0,3,6,9 0: none are true 3: one is true 6: two or three are true 9: all are true	30	
<b>Value to Customer</b> Number of user and the level of positive impact for using the product/service. Consumers or users of the service, product or data. Customer could be citizens, internal agency users, other state/local agencies or other external stakeholders. Or, projects that are funded through grants, IGAs, etc.	5	0,3,6,9 0: no value to customer 3: low value to customer 6: medium value to customer 9: high value to customer	45	
<b>Leverage Potential</b> Multiplier effect: <ul style="list-style-type: none"> <li>• Service/product can be leveraged as a shared or managed service across agencies or policy area</li> <li>• Service/product can be leveraged as a utility service</li> </ul>	3	0,3,6,9 0: no potential, isolated service 3: low potential 6: medium potential 9: high potential	18	

CRITERIA	WEIGHT	SCORING VALUE	Project A	Project B
<ul style="list-style-type: none"> <li>Service/product adds value for external partners</li> </ul>				
<b>Importance to Risk Mitigation</b> Would the agency, state, or its customer be exposed to a risk or impact if the service or product is not offered? Or, is an existing service at risk? Do other current services/products depend on it? This could be security, safety, legal or any other risk related in loss.	5	<b>0,3, 6, 9</b> 0: no risk to state/ customer if not offered 3: low risk to state/customer if not offered 6: medium risk to state/customer if not offered	45	
<b>Return on Investment (ROI) / Cost Avoidance</b> Project ROI reduces cost in expenditures once project becomes a program. Must have a way to measure ROI and the amount of cost that will be avoided due to implementation of the project.	5	<b>0,3, 6, 9</b> 0: ROI none or unknown 3: ROI gained over two biennia 9: ROI gained in one biennium	30	
<b>TOTAL PROJECT SCORE</b>			<b>168</b>	

## **BUDGET NARRATIVE**

---

**This Page Intentionally Left Blank**

# OSCIO IT Investment form



IT Investment Name:	Modernization Initiative	Date:	June 29, 2018
Agency:	Business Oregon	Division:	Information Technology
Agency Contact:	Robel Tadesse	Phone Number:	503.689.5450
Approving Business Owner:	Ramona Rodamaker	Phone Number:	503.986.0141
Approving Technology Mgr:	Robel Tadesse	Phone Number:	503.689.5450

\_\_\_\_\_  
Approving Business Owner      Date

\_\_\_\_\_  
Approving Technology Manager      Date

**Information Technology Investment Type(s):**

- New Investment     
  Renew/Life Cycle Replacement     
  Other:

**Information Technology Investment Description (What is being proposed and why):**

[Include high level business opportunity, proposed solution, alternatives to be considered, and anticipated impacts]

The Oregon Business Development Department (OBDD), or Business Oregon, mission is to invest *in Oregon businesses, communities, and people to promote a globally competitive, diverse, and inclusive economy*. As part of this work, Business Oregon relies on aging applications to run its operation and administers over 70 different distinct programs using inefficient processes. Through the Modernization Initiative program, Business Oregon seeks to utilize its current Customer Relationship Management (CRM) software to replace its aging applications and improve its program administration processes.

The OBDD Modernization Initiative will span three biennia, each encapsulated as a unique phase of the effort through multiple, related projects. The largest and first of these modernization projects involves the replacement of the Portfol application. The agency uses this portfolio management solution to manage and support its loans, grants, bonds, and tax incentives. The Portfolio includes over 2,000 open accounts worth over \$2.8 Billion. The Portfol application has reached end-of-life, and is no longer supported by the vendor.

# OSCIO IT Investment form

Most of the agency program applications involve customer interaction via paper-based processes. The Modernization Initiative seeks to streamline and modernize these processes through online self-service application. In doing so, it will improve our ability to deliver services efficiently to our customers, provide effective access and interaction with partners, and enhance the reporting and analysis of the agency's work. The agency plans to prioritize programs for modernization based on maximum benefit to the customer. The first phase of the initiative in FY 2019-2021 includes:

- Acquisition of additional Salesforce CRM licenses
- Replacement of Portfol
- Development of the following program applications:
  - Seismic Rehabilitation Grants
  - Special Public Works Fund (SPWF)
  - Standard enterprise zone exemptions
  - Water/Wastewater (W W/WF)
  - Safe Drinking Water Revolving Loan Fund (SDWRLF)
- Integration of applications into agency website and portal

Additional programs will be updated in the second and third phase of the program.

	<b>Yes</b>	<b>No</b>
1) Is the investment a project?	<input checked="" type="checkbox"/>	<input type="checkbox"/>
2) Will the investment have a Project Manager?	<input checked="" type="checkbox"/>	<input type="checkbox"/>
3) Will the investment include other agencies?	<input type="checkbox"/>	<input checked="" type="checkbox"/>
4) Will the investment include Information Asset Classification Level 3 or 4 data? (see DAS Policy 107-004-050)	<input type="checkbox"/>	<input checked="" type="checkbox"/>
5) Will the investment be for Cloud Services (as defined in Policy #107-004-150)	<input checked="" type="checkbox"/>	<input type="checkbox"/>



# OSCIO IT Investment form

## IT Investment Estimated Cost Summary

<b>Hardware:</b>	0.00	<b>Software:</b>	\$400,000.00
<b>Services/Maintenance (projected over five years):</b>	1,265,000.00	<b>Personnel (Project):</b>	\$240,000.00
<b>Source of Funding:</b>	Other Funds	<b>Deadline for fund use:</b>	06/30/2021
<b>Anticipated Start Date:</b>	07/01/2019	<b>Anticipated End Date:</b>	06/30/2021
		<b>TOTAL:</b>	<b>1,905,000.00</b>

## **BUDGET NARRATIVE**

---

**This Page Intentionally Left Blank**



---

## Business Case for Modernization Initiative

---



**Operations and Finance Division**

**Information Technology Section**

**Date: June 29, 2018**

**Version: 1.9**

**Robel Tadesse, CIO**

The person signing this section is attesting to reviewing and approving the business case as proposed.

<b>PROPOSAL NAME AND DOCUMENT VERSION #</b>	Modernization Initiative, v. 1.9		
<b>AGENCY</b>	Business Oregon	<b>DATE</b>	June 29, 2018
<b>DIVISION</b>	Operation and Finance	<b>DAS CONTROL #</b>	
<b>AGENCY CONTACT</b>	Robel Tadesse	<b>PHONE NUMBER</b>	(503) 689-5450

This table to be completed by the submitting agency	
Agency Head or Designee	
Chris Harder	June 29, 2018
Signature	
Agency Executive Sponsor	
Ramona Rodamaker	June 29, 2018
Signature	
Agency Chief Information Officer (CIO) or Agency Technology Manager	
Robel Tadesse	June 29, 2018
Signature	

This Section to be completed by DAS Chief Information Office (CIO) IT Investment and Planning Section	
DAS CIO Analyst	
(Name)	(Date)
Signature	
State CIO	
(Name)	(Date)
Signature	

## TABLE OF CONTENTS

Executive Summary .....	4
Background .....	6
Purpose .....	7
Project Alignment.....	9
Agency Strategic Business Plan.....	9
Governor’s Goals, Priorities, and Initiatives.....	9
Problem or Opportunity Definitions.....	9
Alternatives Analysis.....	12
Assumptions .....	12
Solution Requirements.....	13
Alternatives Identification and Selection .....	14
Conclusions and Recommendations.....	17
Conclusions .....	17
Recommendations.....	17
Consequences of Failure to Act .....	18
Prioritization Matrix Justification.....	18
Appendixes and References.....	20
Summary of the high-level functional capabilities.....	20
Phase II and Phase III Proposed Schedule .....	21

## Executive Summary

The mission of Business Oregon is to invest in Oregon's businesses, communities, and people to promote a globally competitive, diverse, and inclusive economy. The recently completed Agency Strategic Plan (2018-2022) outlines a course of action and priorities for the agency. This modernization initiative ensures that the agency is equipped to achieve those priority goals as well as support the Governor's core values of thriving statewide economy, creating jobs and delivering efficient and effective government services. The strategic goals of the Modernization Initiatives are to:

- **Enhance customer experience.** Deliver improved services, such as online self-service, automation, access to data, and integration with partners.
- **Modernize technology.** Replace the agency's aging loan, grant and bond portfolio management system and subsequently transform how the agency delivers its 70 plus programs online.
- **Transform business processes.** Leverage modern system capabilities and software investments the agency has already made to provide improvements and efficiencies in business processes.
- **Improve security.** Improve our ability to anticipate and respond to security threats, and manage risks.

Currently, the agency processes over 70 different program applications all of which require manual, paper-intensive administrative processes. Information sharing and reporting of the agency's work are extremely difficult to automate and streamline. The agency's legacy loan, grant, bond and tax-incentive portfolio management system (Portfol) is a custom-built application that is over 30 years old. It manages our current portfolio that includes 2163 open accounts worth almost \$2.8 Billion. Portfol has reached its end of life and the vendor is no longer committing to support it.

It is imperative that we transfer the agency's historical financial records and replace Portfol with a system that will allow us to continue to act as responsible stewards of public resources and manage our programs' financial data for the department. Continuing to rely on Portfol after the company has ceased support leaves the department and the billions of dollars in loans and grants it tracks in an extremely vulnerable position. In FY 2019-21, we intend to:

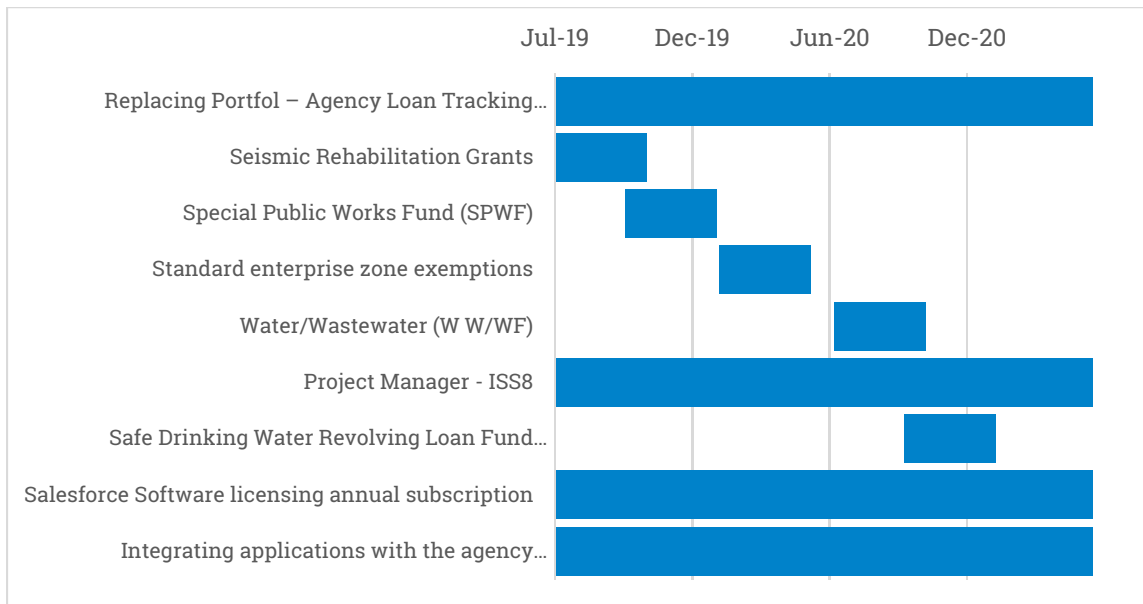
- (1) Replace Portfol, the agency's aging financial portfolio management system;
- (2) Build on our existing Customer Relationship Management software, Salesforce, to convert over 70 paper-based program application processes to online applications;
- (3) Fund an agency project manager (1 FTE) to manage the successful completion of the application projects;

- (4) Pay for additional required software licenses; and,
- (5) Enable us to contract with a vendor for the integration work between applications and the agency website and portals.

The modernization implementation plan spans three consecutive biennium beginning in 2019-21. The agency has prioritizes programs that benefit customers the most and phases them in first. The effort to modernize, however, requires a significant investment that is not part of the baseline budget for the organization. The agency is pursuing additional funding sources and submitting a Policy Option Package.

Phase I will lay the foundation: replace Portfol, acquire the necessary license and migrate the five priority programs, see below, to online applications. The cost of completing these projects for FY 19-21 is **\$1,485,000** million dollars.

**Figure 1: Digital Transformation FY19-21 Schedule**



Phase II of the project in 21-23 biennium will migrate additional 25 programs online. Phase III of the project in 23-25 will migrate the remainder programs. A detailed list of prioritized programs and associated costs for each biennium is provided as part of the appendix for your reference. The total rough order of magnitude cost for the three phases is \$5 million dollars.

Oregon is not unique in its modernization effort as states across the nation are attempting to leverage new technologies to better meet customer needs. In preparation for this project, we have attempted to learn from the experiences of other states to examine costs, risks, benefits, and best practices, which are outlined below and believe supports our proposal.

## Background

As is true for many economic development agencies across the country, and for many other Oregon state agencies, Business Oregon’s system was designed in the 1980s. The core technology that supports Portfol was coded using older technology that was available long before the widespread use of the Internet to transmit information and conduct business.

Year	Milestones	
2016	Transformation trend and the impact on the organization service delivery.	In 2016, the agency restructured the organization to create a more centralized agency. The agency assessed program processes using lean principles and subsequently initiated improvement efforts. During that time, the agency began configuring and customizing Salesforce, its Customer Relationship Management (CRM) software to support its operations. The CRM system has allowed the agency to manage customer interactions and offer effective customer support.
2017	<b>Feasibility Study with key performance measures &amp; indicators</b> Initial Assessment where the organization is, where it wants to go, changes in the business models, people skills, processes and leading technology.	
2017 – 2019	<b>Develop a roadmap, funding strategy and Business Case.</b> Implement a proof of concept converting few programs to an online application development process	In 2017, the agency began reviewing its technology ecosystem. Working with the OSCIO office, the agency published an RFP and engaged a professional services firm to design, build, and implement a proof of concept (POC) for converting one or more programs to on line application processes.
2019 -2021	<b>Implement solution and migrate program processes and activities online.</b> Digitally transform the agency programs and services.	
2021- 2025	<b>Sunset project.</b> Gather feedback from Oregonians, our customers and make improvements as necessary.	

The POC demonstrated the viability and benefit of application automation for the following programs: Solar Development Incentive, Community Development Block Grant, Entrepreneurial Development Loan Fund, and the Arts Commission grant application. These successful proofs of concept led to this modernization initiative.

It also demonstrated that the CRM platform can be further developed to replace Portfol; our Donations Management System (Pearl); our Certification Office for Business Inclusion and Diversity (COBID) management system; and many other essential



economic development programs. The new system will benefit all of the agency program areas as well as the agency customers. A detailed list of prioritized programs and associated costs for each biennium is provided in the Appendix section for your reference.

The proof of concept took a comprehensive approach. It considered the various service delivery elements of program administration including, but not limited to, application access; eligibility; intake; notification; submission; evaluation and selection; review and approval; service/benefit utilization; disbursement of funds; data security and integrity; tracking loan payments; and account maintenance and closure.

## Purpose

The primary purpose of the project for FY 2019-21 is to digitally transform the agency core system and lay the foundation for the modernization to succeed in the upcoming two biennia. The agency intends to execute the following projects in FY 2019-21:

1. **Replace Portfol:** In 1984, Philadelphia Economic Development Corporation (PIDC) developed Portfol for their own use. In 1996, when other economic development lenders showed interest in their system, they realized there was an opportunity to help other agencies nationwide, and began marketing Portfol.

The agency acquired this solution in 2007. Little has changed in Portfol in the last thirty plus years. With the advance of technology and heightened security concerns, the agency intends to replace this system and lay the foundation for other modernization efforts.

This legacy system does not meet our current needs. It has become difficult, if not impossible, to maintain, support, improve, or integrate with the agency CRM and other statewide systems due to its architecture, underlying technology, and design.

2. **Modernize Program Management:** Currently, the agency has over 70 programs that are primarily paper-based solutions. The agency intends to develop an online program administration solution beginning with those that will most benefit the customer. The following criteria were used to select initial program priorities:
  - a. Economic development impact: the degree to which meaningful improvements in Economic benefits can be expected,
  - b. Service Efficiency: the degree to which it delivers measurable bottom-line benefits with low security risks, and

- c. Equity: the degree to which underserved areas or population of the state can access economic development programs.

Figure 3, below, outlines which programs will be modernized in FY 2019-21.

3. **Hire a Project Manager:** We believe the success of this initiative hinges on hiring a qualified project manager to oversee and direct the project scope, timelines, budget, and schedule. In addition, the project manager will have oversight responsibility for developing the project plan, contract negotiation, communication to stakeholders and vendor management.
4. **Software integration and licensing:** As agency programs become available online, they will be integrated with the agency community webpages. The community page allows customers and our partners to collaborate and connect with agency staff. It will also enable customers to find answers themselves and answer the questions of others thus reducing service costs. The cloud-based software will have annual subscription for both staff and customers. Project cost is extrapolated using the current CRM annual license fee; adding to that the software license necessary to develop the above listed programs, see figure 3 above; and the cost of integrating the programs to the agency website.

**Figure 3: Project Cost**

	Project Name	Fiscal Year	Cost \$\$
1	Replace Portfol	2019-21	500,000
2a	Seismic Rehabilitation Grants	2019	40,000
2b	Special Public Works Fund (SPWF)	2019	30,000
2c	Standard enterprise zone exemptions	2019	40,000
2d	Water/Wastewater (W W/WF)	2019	25,000
2e	Safe Drinking Water Revolving Loan Fund (SDWRLF)	2019	30,000
3	Project Manager - ISS8	2019-21	240,000
4	Salesforce Software licensing annual subscription	2019-21	400,000
4a	Integrating applications with the agency websites and portal	2020	180,000
	<b>Grand Total</b>		<b>\$1,485,000</b>

Phase II of the project in FY 2021-23 biennium will continue migrating 25 more programs online. Phase III of the project in 2023-25 will migrate the remainder programs. A detailed list of prioritized programs and associated costs for each biennium is provided as part of the appendix for your reference.

## **Project Alignment**

### **Agency Strategic Business Plan**

One of the Business Oregon Strategic Business Plan priorities is to “Ensure an inclusive, transparent, and fiscally healthy agency”. We believe information technology is essential in providing efficient government services, which enhances application processing, improves our responsiveness, and allows our agency to more effectively meet the business and community needs of Oregonians. Thus, replacing our outdated system and automating our application processing ensures that the agency continues to deliver economic development services and meet its strategic business needs.

### **Governor’s Goals, Priorities, and Initiatives**

One of the Governor’s priorities and specific areas of focus is “a thriving statewide economy”<sup>1</sup>. This business case also supports the Governor’s initiatives of improving government efficiency and effectiveness, for which effective and functioning technology is key. Portfol replacement enables Business Oregon to continue deliver cost effective economic development activities and help Oregon businesses and communities thrive.

## **Problem or Opportunity Definitions**

Information technology provides essential tools that allow public agencies to provide efficient services and respond to citizens’ needs more effectively. Our business needs have outgrown our existing systems. Existing systems do not allow us to meet the changing needs and expectations of our customers. This is particularly true of Portfol which has reached end of life and no longer upgraded by the vendor.

---

<sup>1</sup> <http://www.oregon.gov/gov/priorities/Pages/Thriving-Statewide-Economy.aspx>

The core technology and processes used to support Business Oregon's mission and program requirements are becoming unsustainable and we are struggling to keep up with technological advancements and evolving customer expectations. Some key issues and risks include:

- **Impact of system failure to Oregonians and Oregon businesses.** The systems that support our core business functions for the agency are based on outdated technology. If these systems fail, it would have a significant impact on the services we deliver to our customers – Oregonians and Oregon businesses and the trust the public places in the agency.
- **Inability to modify and improve systems.** The services we provide to our customers are regulated and guided by federal and state laws and policies, which frequently change. There is also the ongoing business need to continually improve services and system usability to meet ever evolving technology and customer service models and expectations. Even seemingly minor program changes are currently complex, lengthy, and expensive to implement, and present a risk of introducing errors in the "spider web" of sub-programs.
- **Inability to accommodate legislative changes.** Due to limitations of our current legacy systems, we have not always been able to comply with legislative requests and mandates. The two most recent examples are Solar Development Incentive and the Federally Funded Export Grant programs. Our systems were not able to accommodate some of the programs requirement, resulting in cobbling together a solution that addresses the program requirements.
- **Systems are antiquated and are unintuitive.** It is difficult to train new staff on these older systems. Employee satisfaction and the pride that comes with executing our mission is dampened by the time spent with duplicative and manual work. Over time, our ability to retain new qualified employees will be compromised by our antiquated technology environment.
- **Customer service enhancements cannot be realized.** The current systems have limited usability for our customers. Self-service options are not available, access is limited, and services that are available online are not supported on mobile platforms.
- **Security limitations.** Our existing systems were not designed with security in mind. The lack of security integration challenges our ability to easily share data or provide access. Controlling security is complex and it is difficult to manage user access appropriately. Access review or investigation is conducted through manual reviews which makes it difficult to respond to security threats.

One of the primary drivers for modernization is the risk that the systems supporting our core business functions may fail since the vendor no longer supports it. In assessing our core technology, business systems, and current business practices we determined that:

- Many of our business processes are manual or constrained by system capabilities that do not provide the flexibility to meet the changing needs and expectations of our customers and partners.
- The systems that support Business Oregon are based on obsolete or outdated technology or are reaching maximum capacity. Many of these systems were designed in the 1980s. This poses risk of system failure and difficulties in maintaining system support.
- Aging technologies and processes are complex and are at risk of not being supported in the near future. Recruiting and retaining Information Technology staff with the skill sets necessary to support these antiquated systems has become a significant challenge, threatening business continuity.
- We must provide secure and appropriate access to real-time and accurate data that not only supports the Agency, but also the network of partners that are working together to support the agency services.
- We must improve our ability to protect data, ensure confidentiality, and respond to security threats, and easily manage access to our systems and data.

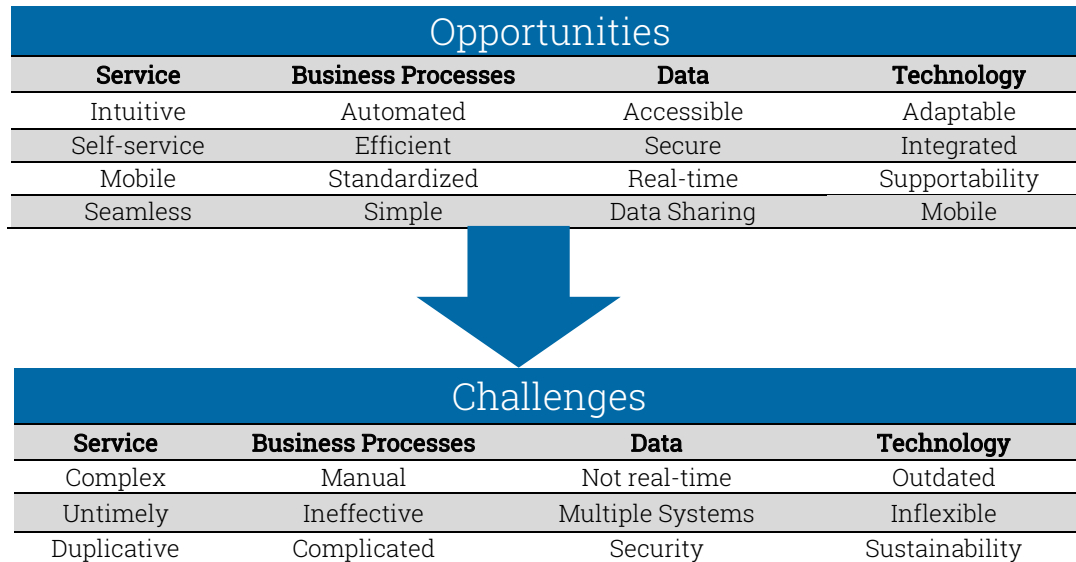
These problems and associated opportunities addressed by system modernization cover all aspects of the business. Work documenting and analyzing the current state has helped us identify and document challenges, with themes emerging around customer service, business processes, data, and technology.

When the modernization initiative is completed, customers, policy, and technology will have a fully modernized service delivery and technology environment. Customers will have access to multiple channels to apply for programs/services, update changes to their information, revise or renew their application, check application status, or provide documents. Staff will have automated solutions that support efficient and accurate application process. One key goal of Business Oregon Modernization is to automate complex application processes, which benefits our customers and improves accuracy and efficiency.

Using Salesforce as the basis for our automated application processes will allow us to adapt to these changes in reasonable cost and use our existing IT staff and resources. The new system will deliver increased accessibility, security, quality, and

accuracy. It will improve our response times to our customers. Customers will be able to access services in a faster, flexible, and convenient way from any device, any time, and from anywhere.

It will enhance the agency’s ability to meet federal and state operational management and statistical reporting requirements. It will provide the ability to view our activities and operation in a holistic manner and provide a single source and version of data. Data will flow across organizational boundaries and lead to better collaboration between program administrators and constituents alike. Leadership and legislators will be able to gain an enterprise-wide historical perspective, insight on current situations, and enable predictive analytics of future investments.



Utilizing these challenges and opportunities, we will continue to define the Modernization Program’s expected benefits in the next revision of our Business

Case when we submit for Stage Gate 2 review.

## Alternatives Analysis

### Assumptions

As Business Oregon undertakes its Modernization Program, planning and decision making are framed by the following assumptions and constraints.

- Successfully modernizing the systems that support agency services will require a collective effort from all areas of the Agency, as well as key stakeholders and partners.
- Business Oregon is committed to an inclusive and participatory process with adequate representation from employees, key customers, partners, and stakeholders.
- We will learn from the experience of others, seek best practices, and obtain lessons learned. We will incorporate this knowledge as we plan our modernization approach.
- Business Oregon will complete the Cloud Policy keeping within the technology standards and guidelines established by the OSCIO office.
- Business Oregon will use its existing integrated Customer Relations Management (CRM) programs, and a compatible loan, grant, bond and tax-incentive portfolio management systems that meets required functionality for both constituent and business needs. However, based on initial market research, it appears that there may not yet be one solution that meets the needs of each programs workflow automation. Multiple requests for proposals and vendors may be needed.
- Adjustments will be required to adapt any product to meet the Agency's requirements. Based on initial market research, there are no true commercial off-the-shelf (COTS) solution that meet all of Business Oregon's needs. Therefore, any system solution either purchased or developed in partnership with another state (e.g. transfer, consortium) would require modifications and integration effort.
- Business Oregon will pursue a customer-centric solution(s) that can be maintained and updated to evolve with technology.
- Business Oregon will invest in a robust organizational change management program and communications effort to identify and communicate changes and impacts. Further, change management tools and methods will be employed to engage and assist employees through this significant transition.
- As with any major organizational change, current employees will need training to learn to operate and maintain the new system(s). Employees will also need training to identify and modify overlaps and gaps between existing and new business practices.

## **Solution Requirements**

Certain functional and non-functional requirements must be met for the agency to conduct business. Across all program areas this includes ensuring compliance with federal (e.g. Housing Urban Department) and state statutes, policies,

regulations, and reporting requirements. See appendix for summary of the high-level agency functional requirements capabilities.

### Alternatives Identification and Selection

Business Oregon has considered many options to address its modernization initiative. Each of the alternatives have varying costs, benefits, and risks based on the vendor, functionalities desired, degree of migrated data, and amount of customization required among other items. Other factors that will need to be evaluated include sequencing of systems to be replaced. Below is a list of the alternatives identified and selection analysis:

- **Maintain the status quo.** Maintain the current state and continue use of existing systems and processes. This would mean continuing the use of an outdated, inflexible, insecure system that does not respond to the needs of our customers. Continuing with the current manual process is not realistic for the following reasons:
  - Cumbersome, manual, paper intensive administrative processes
  - Information sharing and reporting of the agency's work is difficult to automate and streamline
  - Portfol is a custom-built application that is over 30 years old, security is not an integral part of the solution and support for the system is being discontinued.
  - The technical environment wastes staff time and creates inefficient processes.
  - The agency services are not deliverable online in a secure fashion.
- **Commercial off-the-Shelf (COTS) System.** Purchase a COTS product that best meets the Business Oregon needs and has been successfully implemented in another state.

Our research indicates that no one state economic development services, policies, practices or procedures are similar and are in varying degrees of technology maturity. Our survey results showed us that many economic agencies are in the process of determining their strategy like us. We did not come across a state that has an integrated CRM, Portfol like system, COBID, and donation management systems outside Wisconsin. Their project is not yet complete for us to evaluate whether they have similar function or services.



Nor have we found any vendor COTS product that meets the agency needs without making substantial investment. In addition, our staff will have a learning curve of the new system, which perpetuates and increases the change management needed. The existing investment in our CRM and the cost of developing the proof of concept nine programs will also be sunk cost.

- **Build upon our current CRM platform.** Design, develop and implement a system that meets the agency's needs. This could be developed in-house with staff augmentation, and/or in collaboration with a vendor.

This would leverage our existing technical resources, supplemented by consultant (vendor) developers to build upon our current CRM solution. In 2018, Salesforce was named a leader in the Gartner Magic Quadrant for the third consecutive year. Business Oregon purchased the solution in 2015 and has steadily worked to configure it to match our needs. We have completed automation of nine programs as a proof of concept for this alternative.

The benefits are that building upon a single platform, our data along with all customer interaction will be in one place. This leverages our ability to use and expand our data across various programs while providing the programs staff a similar look and feel and access. Please see the appendix for your reference only regarding other economic development agencies use of Salesforce around the nation.

In consideration of all the objectives and solution requirements, the agency believes that "Build upon our current CRM solution, adding technical resources as needed" as the best alternative for implementation the modernization initiative.

### **Cost**

The cost for FY 2019-21 is \$1,485,000. The modernization implementation plan spans three consecutive biennium beginning in 2019-21 with prioritizing and phasing programs that benefit customers the most. The project begins with program analysis, application design, development, implementation, and staff training. The total rough order of magnitude cost for the three phases, with the expected completion date of FY 2023-25, is \$5 million dollars.

### **Benefit**

One of the Governor's priorities and specific areas of focus is "a thriving statewide economy". Portfol replacement enables Business Oregon to cost effectively deliver economic development activities efficiently and allow employees to spend more time on value-added service.

The modernization initiative return of investment to our customers takes into consideration the automation efficiency gained adjusted for risk, see table below, using the Forester Total Cost of Ownership model.

#	Benefits Metric by Biennium	17-19	19-21	21-23	23-25	Total
1	Number of complex workflows or application available	4	3	20	13	<b>40</b>
2	Average time savings per complex workflow per use (hours)	1	1	1	1	<b>4</b>
3	Average number of complex workflows used per week (total)	200	1050	1400	1794	<b>4444</b>
4	Number of simple workflows available	5	3	12	1	<b>21</b>
5	Average time savings per simple workflow	0.25	0.25	0.25	0.25	<b>0.25</b>
6	Average number of simple workflows used per week (total)	300	350	325	125	<b>1100</b>
7	Total time savings per week in hours - (Line # 2*3+5*6)	275	1138	1481	1825	<b>4719</b>
8	Average annual fully loaded compensation	\$90,000	\$90,000	\$90,000	\$90,000	<b>\$360,000</b>
9	Productivity capture	50%	50%	50%	50%	50%
10	Improved business team productivity - (Line # 7*52 * Line # 8/2080* Line #9)	<b>\$309,375</b>	<b>\$1,279,688</b>	<b>\$1,666,406</b>	<b>\$2,053,406</b>	<b>\$5,308,875</b>
11	Improved business end user productivity (Risk Adjusted - 20%)	<b>\$123,750</b>	<b>\$767,813</b>	<b>\$999,844</b>	<b>\$1,232,044</b>	<b>\$3,123,450</b>

**Risk**

The agency considers not upgrading Portfol to be a high risk for its operation as well as its ability to continue meet customer expectations. However, the modernization initiative itself comes with several low to medium level risks. Mitigation of these risks will be critical to the success of this initiative. A few highlighted risks are outlined below:

Risk	Risk Level	Mitigation
Inability of vendor consultants to understand and build products to meet our needs	Low-medium	Requirements elicitation accomplished through facilitated Joint Application Design and Development sessions with key stakeholders. We will also be careful in evaluating vendor consultants and doing our due diligence in vendor management

Our in house technical staff may need further training	Low	We have recently hired an in-house Salesforce programmer. Training is easily available with our current solution; we also have the ability to expand training via user groups and conferences
Not all applicants may have access to the internet	Low	The process allows for hardcopy application. Hardcopy application options will not be publicized and only supported on request, as needed
Applicants will not adopt or embrace electronic systems	Low-Medium	A well-planned and executed change management plan will mitigate this impact and keep the risk low. The nature of the business will also lower the risk

In addition, there will be standard project-related risks that will be mitigated by the Project Manager who will use PMBOK tools and best practices, the leading standard for project management methodology. Once on board, the Project Manager will setup the core foundation for project execution, including establishing the steering committee and project charter, detailing the project plan in coordination with the selected development team, and finalizing the governance plan.

## Conclusions and Recommendations

### Conclusions

While the alternatives of building upon our current CRM solution and choosing a new platform to build on are both viable. Building on our current CRM solution, Salesforce, allows us to use the knowledge base and configuration decisions already made and in process for the last three years. Choosing a new platform adds both time and cost to a solution.

Next steps for the project is to gather business requirements leading to formal decisions on scope, direction, schedule, etc. The agency has further worked with DOJ to draft a Request For Proposal for Salesforce development and integration services, which is attached as part of the appendix for your reference only.

### Recommendations

Given the lower risk, the existing relationship with Salesforce and agency direct experience developing the proof of concept, Business Oregon believes designing, developing and implementing a system that meets the agency’s needs is the lowest risk and most cost effective alternative. The Solution can be developed in-house with staff augmentation, and/or in collaboration with a vendor.

## Consequences of Failure to Act

Failure to replace Portfol poses a security risk to the agency. Not only because the aging solution poses security risks, but also because the software limitations make it challenging to meet the agency's strategic priority goal of creating a transparent, fiscally healthy agency. It is also a hindrance to accomplish Governor's goals of creating jobs and building a thriving statewide economy. The system is outdated, inflexible, duplicative, inefficient, manual and in need of significant improvement. The Modernization Initiative will replace it with a solution that better meets the agency's business needs, support the governor's priorities, and promote our customers economic vitality. As stated previously, failure to select and move forward with the initiative would result in:

- Cumbersome, manual, paper intensive administrative processes
- Information sharing and reporting of the agency's work is difficult to automate and streamline
- Portfol is a custom-built application that is over 30 years old, security is not an integral part of the solution and support for the system is being discontinued.
- The technical environment wastes staff time and creates inefficient processes
- The agency services are not deliverable online in a secure fashion.

Furthermore, a delay or failure to act will result in added cost, both with extending the costs of the manual processes, as well as the costs of continued planning without actual execution.

## Prioritization Matrix Justification

### 1. Required Service Product Business Alignment - Two or three are true.

JUSTIFICATION: Business Oregon has over 70 paper-based programs and depends on Portfol and other systems to manage and support the agency operation. Portfol and other systems the agency relies are longer being maintained, increasing risk of servicing the loans and grants. These systems are not meeting our strategic business needs. Replacing our aging systems ensures that the agency continues to deliver economic development services and meet its strategic business needs.

Most of the agency programs such as CDBG, Safe Drinking Water, Waste Water Treatment, and Seismic Retrofitting of Schools and Emergency Shelters and others are all mandated programs. These programs today rely on Portfol. Inability to administer

these systems effectively would put our agency in an extremely vulnerable position of losing these federal matching funds and programs.

The modernization initiative supports the Governor's priorities of "a thriving statewide economy". It enables us to cost effectively and efficiently deliver economic development services and our need to ask additional FTE in the future will be reduced.

## **2. Value to Customer** - High value to customer

JUSTIFICATION: Our customers' desire for personalized services, and we need to adapt to their changing needs and requirements. The project improves our customers, citizens, business, and communities, to access our services online at any time, from any device and any location. These improvements are constrained by our current tools and technology. With this initiative, customers will be able to access services in a faster, flexible and convenient way. They will be able to submit applications online, review status of their application, as well as access their account to obtain necessary information such as printing their tax statements - 1099s.

## **3. Leverage Potential** – medium potential

JUSTIFICATION: The modernization initiative can be leveraged as a shared service across the agency various divisions and program areas. We believe there are also opportunities to improve how we share data and interact with our partners such as other agencies and local economic development entities. The pilot program demonstrated the value it adds to our partners on their ability to be responsive to customers. The solution can also be extended as a utility service to other agencies who provide grants and loans, if they choose to use it. The new system will also improve our ability to anticipate and respond to security threats, and manage risks.

## **4. Risk / Importance to Risk Mitigation** – high risk to state/customer if not offered

JUSIFICATION: It is imperative that we transfer the agency's historical financial records and replace Portfol with a system that will allow us to continue to act as responsible stewards of public resources and manage our programs' financial data for the department. Continuing to rely on Portfol after the company has ceased support of the product leaves the department and the billions of dollars in loans and grants it tracks in an extremely vulnerable position.

## **5. Financial / Return on Investment / Cost Avoidance** - ROI gained within two biennia

JUSTIFICATION: Using the Forester total cost of ownership, the ROI is gained within two biennia. The initiative enables us to cost effectively and efficiently deliver economic development services and allow employees to spend more time on value-added service.

## Appendixes and References

The RFP and the research on economic development agencies documents are included as a separate document. Please refer to the OSCIO office Project Portfolio Management System for a copy.

### Summary of the high-level functional capabilities

Summary of the high-level functional capabilities of the Portfol replacement system requirements are as follows:

- Easily handles mortgage, simple-interest, variable rates or line-of-credit type amortizations
- Posts repayment checks to exact principal, interest, late or service fees
- Automatically calculates late fees on delinquent loans
- Recalculates loan schedules during work-outs (i.e. applying moratoriums and/or re-amortizing for different interest rates or terms)
- Maintains full amortization schedules - no matter what changes have been made along the way. See at a glance what happened and when
- Maintain a full history of every change made to a loan's repayment structure. Create or restructure a loan using different interest rates, amortization methods or even payment amounts. Each phase is independent of the other and can describe any part of the loan's life. Choose multiple Amortization Methods including Traditional Mortgage, a Line of Credit, Interest-only or Capitalizing payments.

Summary of high-level functional capabilities of the 70 plus programs application requirements are as follows:

- Implementation and management of 70+ electronic forms and their underlying data
  - Customer Registration
  - Intake forms (pre-application)
  - Application forms
  - Workflow to maximize efficiency

- Managing the accounts and security of a user portal
- Contract forms
- Ability to sign contracts
- Ability to add/delete attachments
- Notifications (emails) to customers, organizations, municipalities
  
- Administration users
  - Notifications based on workflow to appropriate staff member
  - Approval processes where necessary
  - Reporting tools
  
- Contact management/project management
  - Ability to interact in CRM system with applicants/contacts
  - Regional Development Officers ability to interact with programs
  
- User-specific functionality supported for managing the filing and reporting process, available to the respective users upon logging into the solution
- Robust data platform supporting all requirements above with flexibility to expand with future requirements
- Improve integration with external partners

**Phase II and Phase III Proposed Schedule**

<b>FY 2021</b>	<b>2023 proposed projects</b>	<b>Fiscal Year</b>	<b>ROM \$\$</b>
	Brownfields Cleanup Fund	2021	20000
	Brownfields Redevelopment Fund	2021	20000
	Business Retention Services Program (BRS)	2021	20000
	COBID - Women Business Enterprise Program (WBE)	2022	25000
	Electronic Commerce Investment Tax Credit	2022	15000
	Food Processing Machinery and Equipment (M&E)	2021	20000
	Industry Competitiveness Fund (ICF)	2021	30000
	Long-term rural enterprise zone facilities	2022	15000

FY 2021 2023 proposed projects	Fiscal Year	ROM \$\$
Marine Navigation Improvement Fund (MNIF)	2021	30000
Oregon Business Development Fund (OBDF)	2022	25000
Oregon Business Retention & Expansion Program (BEP)	2022	25000
Oregon Capital Access Program (CAP)	2021	30000
Oregon Credit Enhancement Fund (CEF)	2021	25000
Oregon Investment Advantage	2022	20000
Oregon Investment Advantage (OIA)	2022	20000
Oregon New Market Tax Credit (NMTC)	2022	40000
Port Planning & Marketing Fund (PPMF)	2022	20000
Port Revolving Loan Fund (PRLF)	2022	20000
Regionally Significant Industrial Areas (RSIA)	2021	25000
Regionally Significant Industrial Sites (RSIS)	2021	25000
Replacing the Arts Donor Management Software	2021	50000
Rural Entrepreneurship Development Initiative (REDI)	2021	20000
Rural Opportunity Initiative (ROI)	2021	20000
Small Manufacturing Business Expansion Program (Small BEP)	2022	20000
Strategic Investment Program (SIP)	2021	30000
Strategic Reserve Fund (SRF)	2021	50000
Western Juniper Industry Fund	2022	20000
Strengthening and Ensuring the Agency Information Security	2022	225000
Project Manager - ISS8	2021-23	240000
Agency Programs Project Management Software	2022	340000
Salesforce Software licensing annual subscription	2021-23	400000
Telecommunications Program - Rural Broadband Capacity Program	2022	20000
<b>Grand Total</b>		<b>1905000</b>



FY 2023 - 2025 Proposed Projects	Fiscal Year	ROM \$\$
Aggie Bond Program (Beginning and Expanding Farmer Loan Program)	2023	40000
Airport Concessions Disadvantaged Business Enterprise Program (ACDBE)	2023	25000
Business Expansion Program (BEP)	2023	30000
COBID - Disadvantaged Business Enterprise Program (DBE)	2023	25000
COBID - Emerging Small Business Program (ESB)	2023	25000
COBID - Minority Business Enterprise Program (MBE)	2023	25000
COBID - Service Disabled Veteran (SDV)	2023	25000
Implement an Electronic Records Management System	2023-25	360000
Prospector (lands module) replacement	2023-25	250000
SBIR/STTR Grants and Matching Grants	2023	20000
Expanding Economic Indicator Reporting and Researching	2025	125000
Project Manager - ISS8	2023-25	240000
Small Business Expansion Program (Royalty Financing)	2023	20000
Salesforce Software licensing annual subscription	2023-25	400000
<b>Grand Total</b>		<b>1610000</b>

## **BUDGET NARRATIVE**

---

**This Page Intentionally Left Blank**

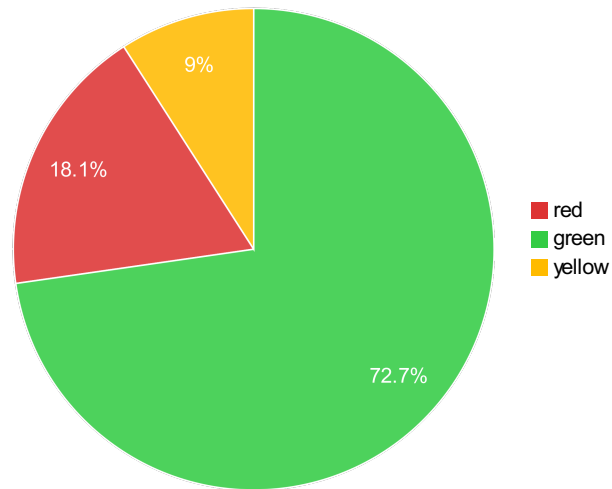
# **Business Oregon**

Annual Performance Progress Report

Reporting Year 2018

Published: 10/16/2018 6:48:58 AM

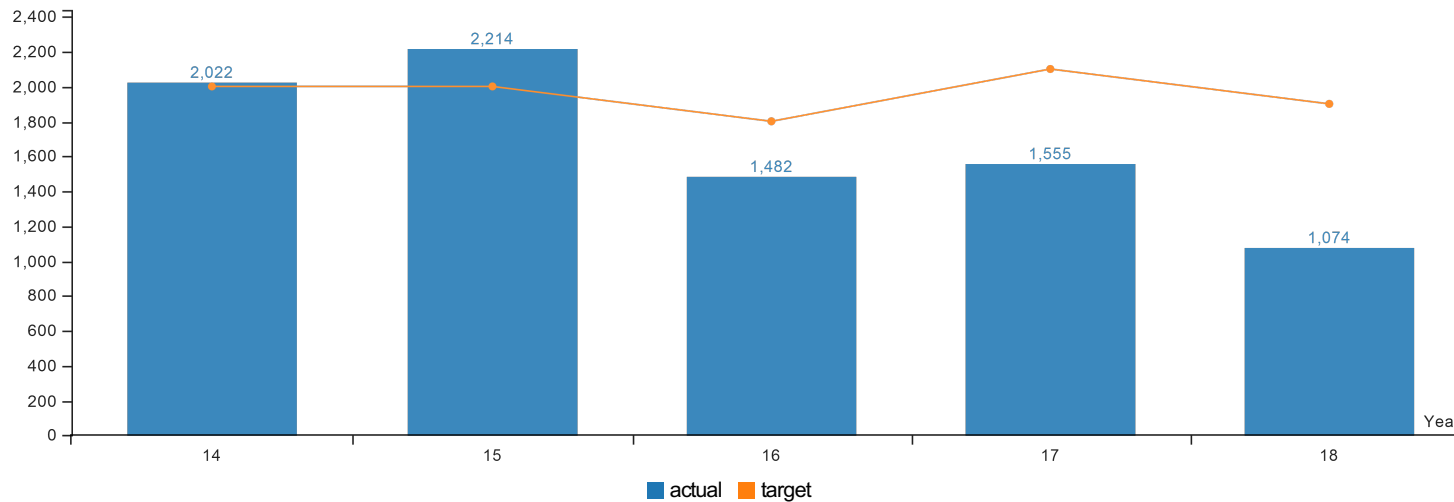
KPM #	Approved Key Performance Measures (KPMs)
1	Number of jobs created -
2	Number of jobs retained -
3	Personal income tax generated by the Department's investment in jobs -
4	New export sales of assisted clients -
5	a. Total dollar amount of federal contracts awarded to Oregon Businesses receiving Government Contract Assistance Program assistance. -
5	b. Number of federal contracts awarded to Oregon businesses receiving Government Contract Assistance Program assistance. -
6	Number of new industrial sites/acres certified "project ready." -
7	Number of community capital projects assisted for planning (infrastructure, community and organizational). -
8	Number of community capital construction financing projects that address public health and safety issues. -
9	Number of community capital construction financing projects that assist with future economic and community development. -
10	Customer Service - Percent of customers rating their satisfaction with the agency's customer service as "good" or "excellent": overall, timeliness, accuracy, helpfulness, expertise, availability of information.



Performance Summary	Green	Yellow	Red
	= Target to -5%	= Target -5% to -15%	= Target > -15%
Summary Stats:	72.73%	9.09%	18.18%

KPM #1	Number of jobs created -
	Data Collection Period: Jul 01 - Jun 30

\* Upward Trend = positive result



Report Year	2014	2015	2016	2017	2018
<b>Total jobs created</b>					
Actual	2,022	2,214	1,482	1,555	1,074
Target	2,000	2,000	1,800	2,100	1,900

**How Are We Doing**

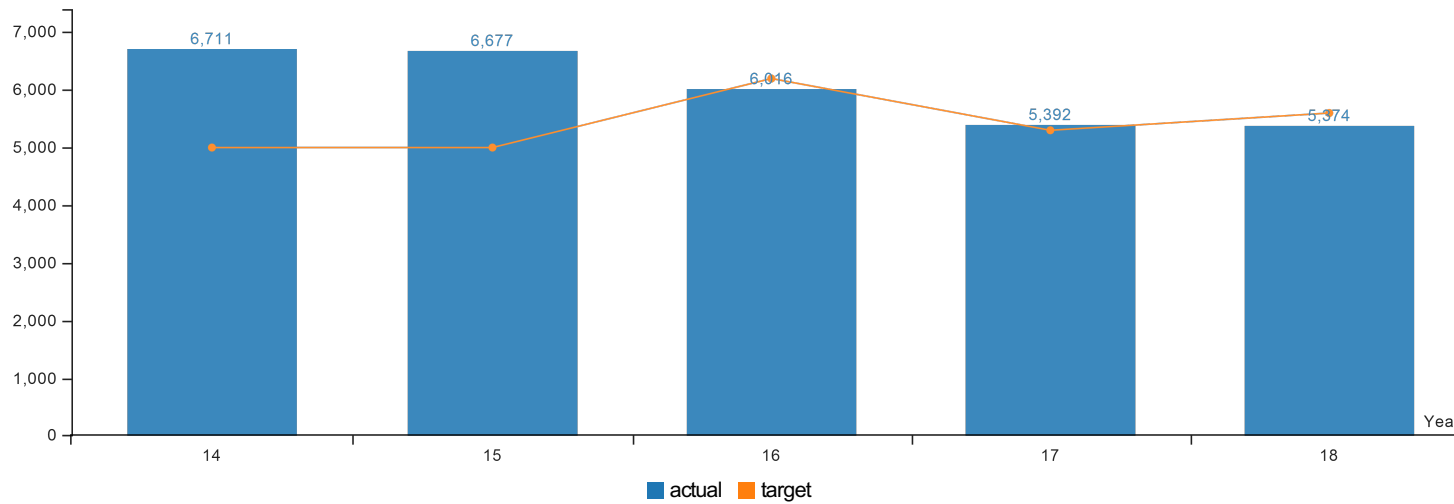
Business Oregon funds supported the creation of 1,074 jobs in Oregon in FY 2018. This was 43 percent short of the FY 2018 target of 1,900 jobs created. The 1,074 jobs created reflect investments from the Strategic Reserve Fund, Business Expansion Program, Business Finance programs, and Oregon Innovation Council.

**Factors Affecting Results**

Job creation has declined since FY 2015, when jobs created was 2,214. Employment in Oregon over this time increased by more than 2 percent a year, as such, cyclical changes do not explain the decrease. This data reflects two strategic changes that have been implemented at Business Oregon to reflect new economic priorities outlined in its 5-Year Strategic Plan. First, the agency is increasingly focused on rural prosperity and regional economic development outside of existing urban centers. This focus places a premium on job creation in disadvantaged communities, where projects may not have as large job numbers. Second, in 2015 Business Oregon adopted a new strategy for Strategic Reserve Fund resources, the primary driver of job creation numbers in this KPM. Instead of a sole focus on direct job creation, the Strategic Reserve Fund also invests in capacity development projects and industry research. During times of economic growth, investments in capacity development and industry research place a premium on longer-term economic outcomes over near-term job creation.

KPM #2	Number of jobs retained -
	Data Collection Period: Jul 01 - Jun 30

\* Upward Trend = positive result



Report Year	2014	2015	2016	2017	2018
<b>Total Jobs Retained</b>					
Actual	6,711	6,677	6,016	5,392	5,374
Target	5,000	5,000	6,200	5,300	5,600

#### How Are We Doing

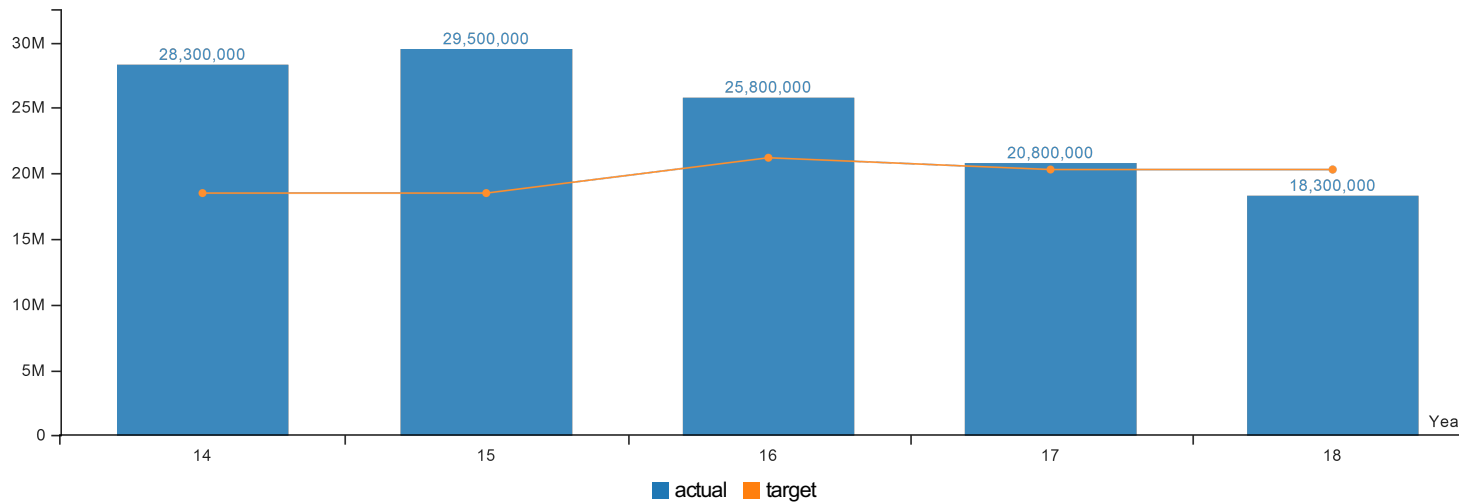
Business Oregon funds supported the retention of 5,374 jobs in Oregon in FY 2018. This was 4 percent short of the FY 2018 target of 5,600 jobs retained. The 5,374 jobs retained reflect investments from the Strategic Reserve Fund, Business Expansion Program, Business Finance programs, and Oregon Innovation Council.

#### Factors Affecting Results

Job retention has declined since FY 2015, when jobs retained was 6,677. Comparing FY 2018 to FY 2015, jobs retained is down across most programs, including the Strategic Reserve Fund and the agency's various Business Finance programs. Employment in Oregon over this time increased by more than 2 percent a year. During times of economic growth the agency tends to see a decline in projects specific to job retention as business stability is less of a concern.

KPM #3	Personal income tax generated by the Department's investment in jobs -
	Data Collection Period: Jul 01 - Jun 30

\* Upward Trend = positive result



Report Year	2014	2015	2016	2017	2018
<b>State Income Tax Revenue</b>					
Actual	\$28,300,000.00	\$29,500,000.00	\$25,800,000.00	\$20,800,000.00	\$18,300,000.00
Target	\$18,500,000.00	\$18,500,000.00	\$21,200,000.00	\$20,300,000.00	\$20,300,000.00

#### How Are We Doing

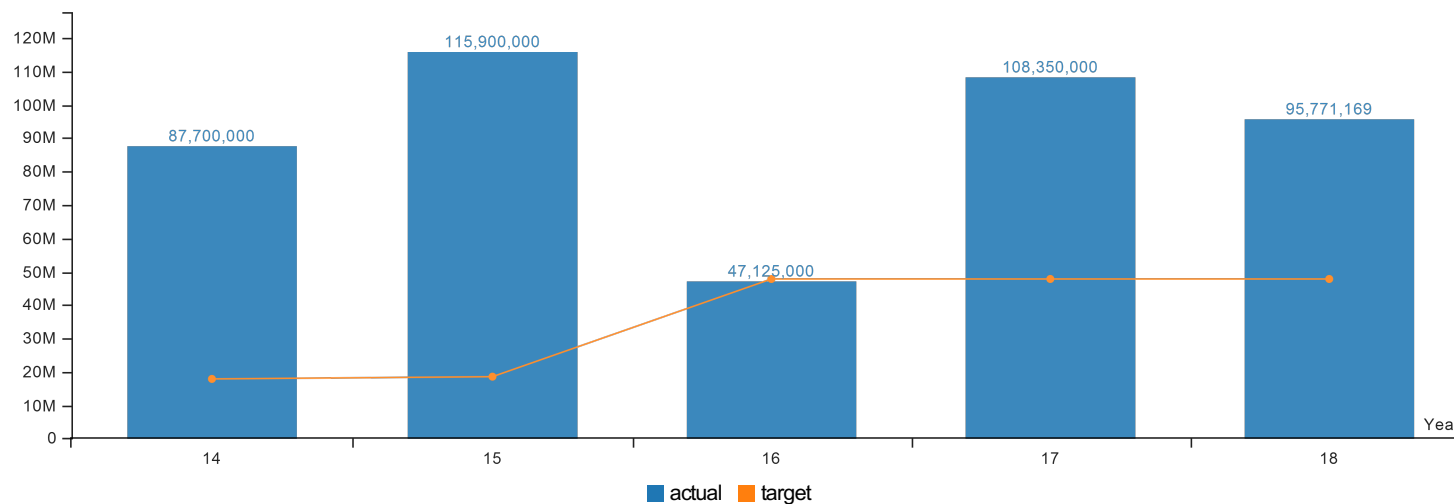
In FY 2018, jobs created and retained by businesses funded by Business Oregon generated an estimated \$18.3 million in state personal income tax revenue. This was 10 percent short of the FY 2018 target of \$20.3 million. The \$18.3 million in state personal income tax revenue reflect investments from the Strategic Reserve Fund, Business Expansion Program, Business Finance programs, and Oregon Innovation Council.

#### Factors Affecting Results

Estimated state personal income tax revenue from jobs created and retained in FY 2018 was \$2.5 million lower than FY 2017, a decrease of 12 percent. The combined jobs created and retained in FY 2018 were lower than FY 2017, which led to lower personal income taxes generated in FY 2018. Lower personal income taxes generated by the department since FY 2015 are the result of lower jobs created and retained over that time. See "Factors Affecting Results" in KMP #1 and KMP #2 for additional context. The average wage of jobs created and retained in FY 2018 is down about 7 percent from the inflation adjusted average wage of jobs created and retained in FY 2015, but this change had no significant impact on personal income tax generated in terms of effective tax rates.

KPM #4	New export sales of assisted clients -
	Data Collection Period: Jul 01 - Jun 30

\* Upward Trend = positive result



Report Year	2014	2015	2016	2017	2018
<b>New export sales of assisted clients (in millions of dollars)</b>					
Actual	\$87,700,000.00	\$115,900,000.00	\$47,125,000.00	\$108,350,000.00	\$95,771,169.00
Target	\$17,800,000.00	\$18,475,000.00	\$47,800,000.00	\$47,800,000.00	\$47,800,000.00

### How Are We Doing

Documented export sales for FY 2018 is 95,771,169 million, exceeding the target by 47.97 million. This number includes immediate and expected export sales reported by companies receiving export assistance (both technical assistance and export grants) from Business Oregon, and sales reports from Business Oregon's Japan Representative office. Sales also were reported from Oregon companies active with ExIm bank, a supported partnership with Business Oregon.

In FY 2018, Business Oregon continued to utilize both a state-funded export grant program, the Oregon Trade Promotion Program (OTPP), and a federally-funded export grant program, State Trade Export Promotion program (STEP). Both programs help companies attend international trade events. Business Oregon helps grow small to medium sized enterprises (up to 500 employees) grow revenue through export sales, which diversifies their customer base and assists Oregon small businesses be more globally competitive. In FY 2018, Business Oregon continued to track and report sales in detail by the type of assistance provided. This comprehensive reporting process helps track the number and type of companies assisted, as well as immediate and future sales growth. Reports from the assisted companies also track the number of sales leads, potential agents, distributors and licensees met as a result of participating in a Business Oregon supported trade event. New reporting requirements from Business Oregon's federal partners took effect in 2016, and Business Oregon began tracking export businesses that are socially or economically disadvantaged, women owned, veteran owned, and located in rural communities.

### Factors Affecting Results

Over the last few years, demand for the department's services, connections, trade promotion opportunities, and export grants continue to increase as small businesses grow into the global economy. The entire scope of the department's activities serves to demonstrate the important economic value of these services and relationships to Oregon businesses. An important factor to consider is direct assistance to those companies seeking to grow their exports might not always lead to immediate sales or sales opportunities, especially for new to export companies or

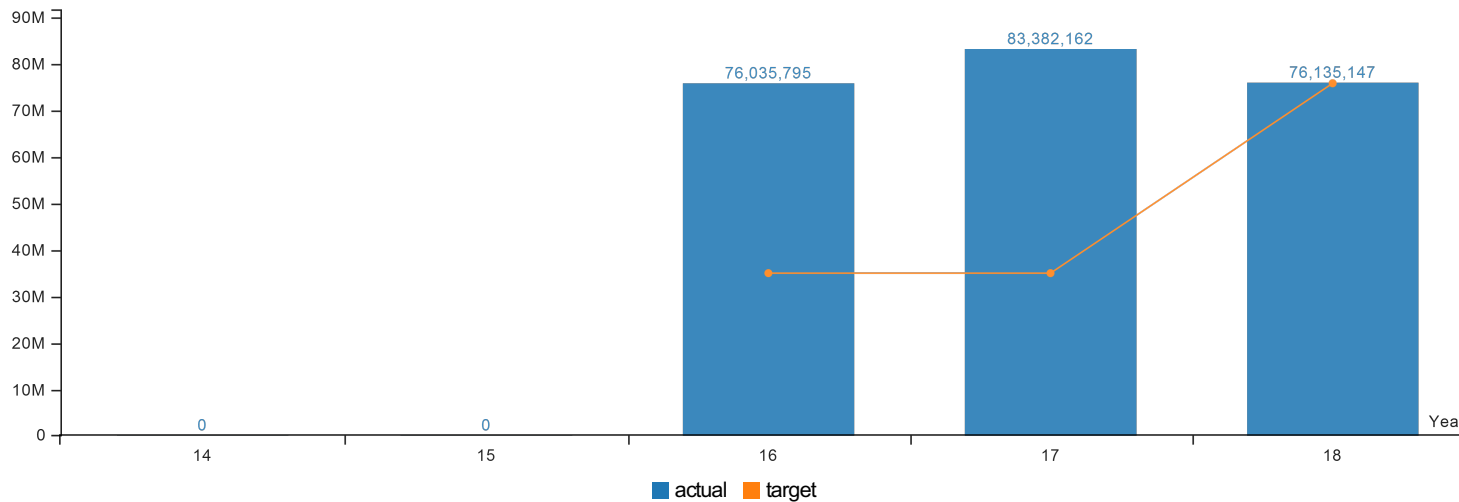


underserved businesses. Export development takes time and a commitment to a multi-year export development plan. Often, attendance at an international trade event is only the first step that will eventually lead to export sales. Our export promotion program continues to be a success story for the agency and small business across the state, however demand for the program continues to grow while funding remains flat. Business Oregon had to turn away companies from the program this year. Additionally, state travel restrictions were in place this year, limiting the Global trade Team's activity level and ability to lead international export promotion activities.

FY 2018 produced another record year for exports in Oregon, despite mounting trade wars, tariff concerns, rising input costs, and a lack of container service for Oregon exporters at the Port of Portland. Eight of Oregon's top ten export markets are in Asia, due to our Pacific Rim location. Even though 2018 was another record export year of \$22 billion in exports from Oregon to overseas markets, small businesses are still struggling to remain competitive with looming tariff concerns and we have early reports from Oregon businesses of lost market share. Viable competitors are able to undercut US pricing, manufacturing, and labor costs. China's economy, Oregon's largest trading partner, is also slowing making it even more difficult to compete with countries that have trade agreements in place with China, which ease trade barriers, tariff and quota restrictions for their exporters. Growth opportunities exist in Oregon for products with higher profit margins, mature markets with high consumer expendable incomes and in developing markets with infrastructure and environmental contract needs.

KPM #5	a. Total dollar amount of federal contracts awarded to Oregon Businesses receiving Government Contract Assistance Program assistance. -
	Data Collection Period: Jul 01 - Jun 30

\* Upward Trend = positive result



Report Year	2014	2015	2016	2017	2018
<b>Total amounts of federal contracts awarded</b>					
Actual	No Data	No Data	\$76,035,795.00	\$83,382,162.00	\$76,135,147.00
Target	TBD	TBD	\$35,000,000.00	\$35,000,000.00	\$76,000,000.00

### How Are We Doing

Business Oregon through its partnership with the Organization for Economic Initiative's Government Contract Assistance Program (GCAP) assists new business start-ups and small firms seeking to grow their businesses through government contracting opportunities. The organization has over 25 years of experience in working with small businesses on early stage growth issues or training them on how to seek federal and state procurement contract opportunities. This measure looks at the total dollar amount of federal contracts awarded for the current fiscal year.

GCAP met and exceeded the target of 76 million dollars of federal contracts awarded to small businesses receiving assistance from GCAP. The total dollar amount was \$76,135,147.

### Factors Affecting Results

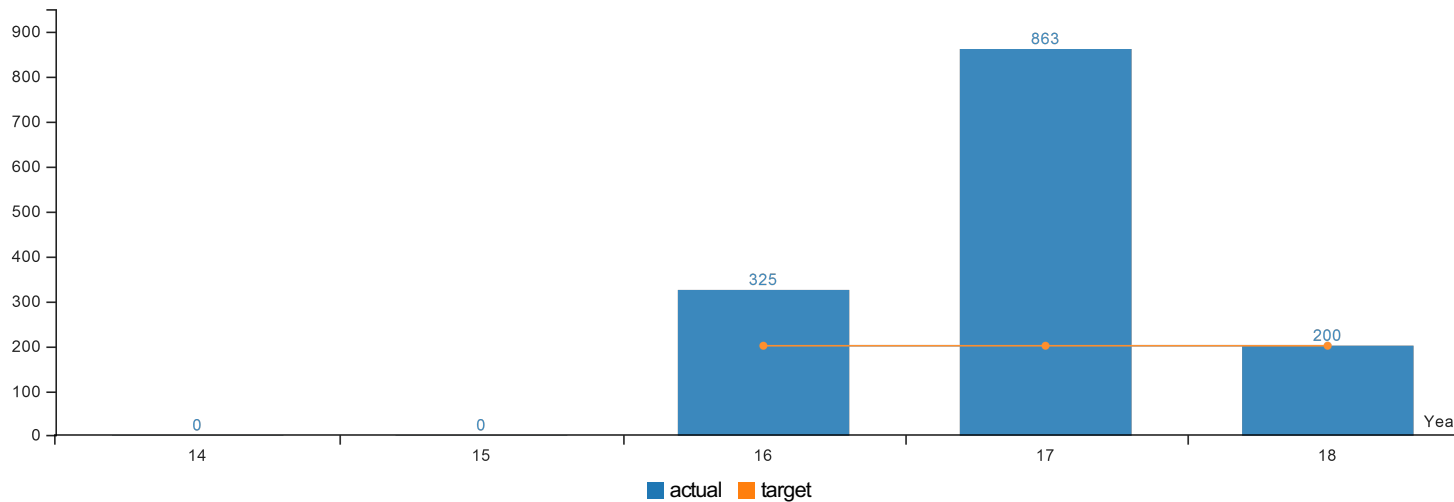
GCAP increased staffing, during the 2017-2019 biennia, and focused in previously underserved (Portland-Metro, Central and Eastern Oregon) areas throughout the state. The result of this effort was improved access to client contract award data and contracting dollars. GCAP was required to deliver 40 workshops, however, with the increase in staff were able to deliver 60 workshops and realized \$49,385,020 in contracting dollars in the first year, versus 70 million required through the 2019-21 biennium. GCAP will continue, with the State's assistance, to increase assistance to distressed areas as well as Woman-Owned, Minority-Owned, Veteran and Service Disabled Veteran-Owned small businesses.

State and federal funding for 2017-19 has continued to allow GCAP to maintain current staffing and contracts awarded to Oregon firms. Should federal spending remains consistent, and provided adequate matching state funding remains available, it is reasonable to project that future results will remain consistent. Delays in federal budget approvals or decline of federal spending would have adverse impact on the number and value of contracts available to and awarded to Oregon based businesses.

Business Oregon will continue to support small business strength by fostering an environment for vitality, growth, and creativity. GCAP is an important partner that will help accomplish these goals. State and Federal funds allocated to fund GCAP and business development will continue to help small business in Oregon. Careful evaluation of current and proposed legislation will help to streamline and improve business start-up climate and ongoing business development opportunities.

KPM #5	b. Number of federal contracts awarded to Oregon businesses receiving Government Contract Assistance Program assistance. -
	Data Collection Period: Jul 01 - Jun 30

\* Upward Trend = positive result



Report Year	2014	2015	2016	2017	2018
<b>Total Number of Federal Contracts Awarded through services provided by GCAP</b>					
Actual	No Data	No Data	325	863	200
Target	TBD	TBD	200	200	200

#### How Are We Doing

The Government Contract Assistance Program (GCAP) met the target of 200 federal contracts awarded to Oregon businesses receiving GCAP assistance. The actual number of contracts awarded in fiscal year 2018 was 200. GCAP GSA Counselors assist many clients in being awarded a contract to be on the GSA schedule.

Business Oregon through its partnership with the Organization for Economic Initiative's Government Contract Assistance Program (GCAP) assists new business start-ups and small firms seeking to grow their businesses through government contracting opportunities. The organization has over 25 years of experience in working with small businesses on early stage growth issues or training them on how to seek federal and state procurement contract opportunities. This measure looks at the total number of federal contracts awarded for the previous fiscal year.

#### Factors Affecting Results

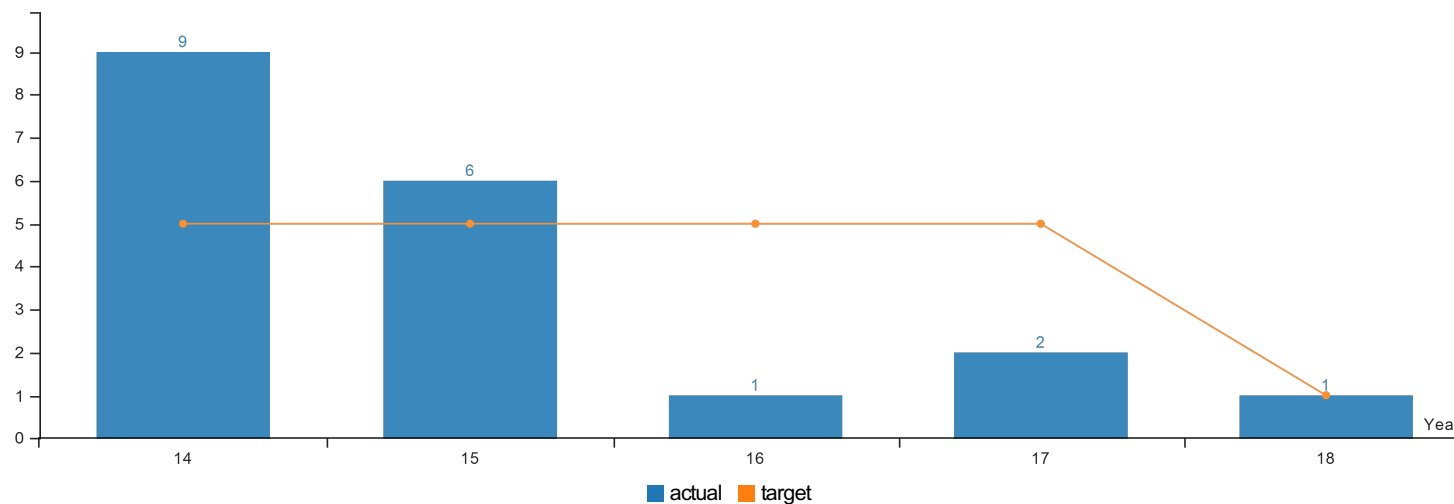
Based on recent U.S. Small Business Administration Contracting reports, (<https://www.sba.gov/contracting/government-contracting-programs/service-disabled-veteran-owned-businesses>), the Veterans Entrepreneurship and Small Business Development Act of 1999 established an annual government-wide goal of not less than 3% of the total value of all prime contract and subcontract awards for participation by small business concerns owned and controlled by service-disabled veterans. The total awards for FY 2018 is \$76,135,147 and Oregon Service-disabled Veteran results as compiled through GCAP through FY 2018 of the 2017-2019 biennia show a total of \$2,982,215.00 in service-disabled veteran contract dollar awards. (Exceeds goal by 3.85%)

Business Oregon will continue to support small business strength by fostering an environment for vitality, growth, and creativity. GCAP is an important partner that will help accomplish these goals. State and Federal funds allocated to fund GCAP and business development will continue to help small business in Oregon. Careful evaluation of current and proposed legislation will help to streamline and improve business start-up climate and ongoing business development opportunities.

GCAP will continue, with the State's assistance, to increase assistance to distressed areas as well as Woman-Owned, Minority-Owned, Veteran and Service Disabled Veteran-Owned small businesses.

KPM #6	Number of new industrial sites/acres certified "project ready." -
	Data Collection Period: Jul 01 - Jun 30

\* Upward Trend = positive result



Report Year	2014	2015	2016	2017	2018
<b>Number of new industrial sites certified</b>					
Actual	9	6	1	2	1
Target	5	5	5	5	1

#### How Are We Doing

- 1 Sites Certified (Hillsboro) – 18.5 acres
- 0 Sites Pre-Certified – 0 acres
- 9 Sites Re-Certified - 756 acres
- 1 Incomplete Applications (Newport)- 201.65 acres
- 1 In-Process (Port of St. Helens) – 46.8 acres

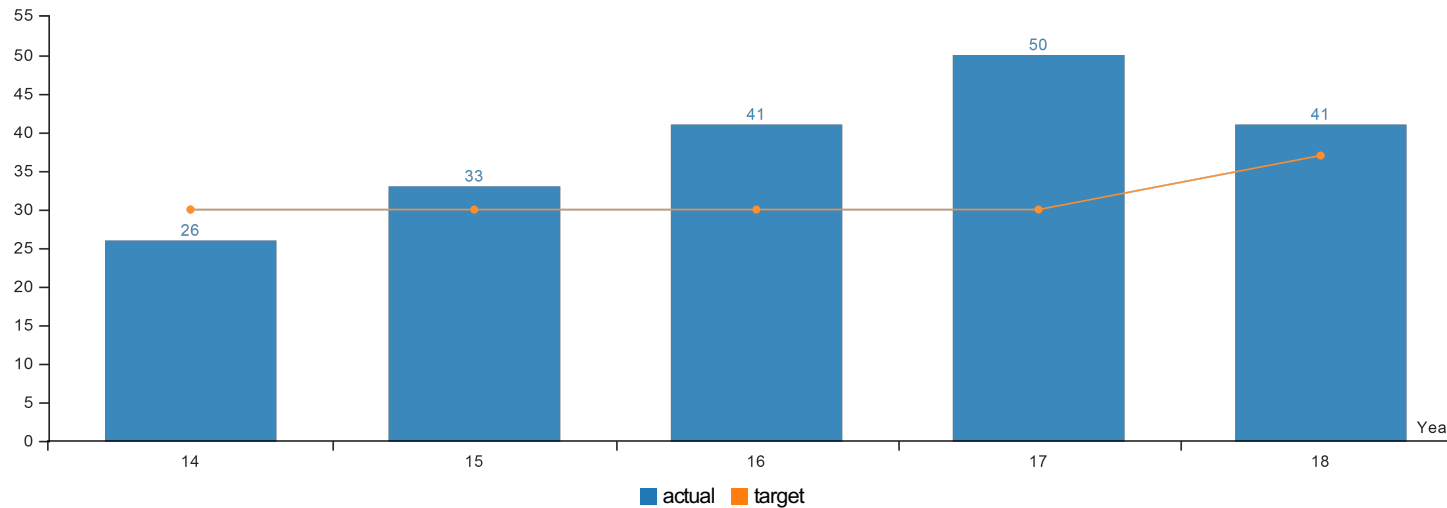
#### Factors Affecting Results

Limited options for funding site investigations and studies, and financing public infrastructure remains the challenge for many sites achieving or maintaining certification or recertification of sites. The reduction in number of sites recertified compared to previous reports is partly a result of state and local government resources and changing priorities of local economic development organizations.

Certifying industrial sites as “shovel ready” has become increasingly difficult and expensive due to the level of need at sites in the certification queue. Absent any new infusion of funding to certify sites, Business Oregon will continue to seek innovative solutions that assist local communities in developing an ample supply of “shovel ready” industrial sites. To assist, the department is investing the potential use of Special Public Works Fund planning grants for publically owned sites. Additionally, the department continues to expand the Regionally Significant Industrial Site (RSIS) program, having one completed site and 1 complete application. Business Oregon expects to see 15+ plus applications for RSIS in the next year. The RSIS program allows site development costs to be recouped by an owner from a percentage of income taxes created by new jobs at the site. Work accomplished from the RSIS program will lead to site development and subsequent certification.

KPM #7	Number of community capital projects assisted for planning (infrastructure, community and organizational). -
	Data Collection Period: Jul 01 - Jun 30

\* Upward Trend = positive result



Report Year	2014	2015	2016	2017	2018
<b>Number of community capital projects assisted for planning</b>					
Actual	26	33	41	50	41
Target	30	30	30	30	37

### How Are We Doing

The department awarded 41 projects exceeding its target of 37. This measure includes all Infrastructure Finance Authority (IFA) funded planning projects. Examples of planning projects are plans for industrial lands development and capital project plans that support community infrastructure and facilities such as wastewater treatment, safe drinking water and community facilities. Publicly-owned industrial sites receive additional planning assistance for development to become certified as "project-ready" and suitable for development within 180 days.

### Factors Affecting Results

The increase in planning projects continues year-over-year as the economy remains positive. Communities have acknowledged their existing utility plans are outdated and do not reflect the growth and development which has occurred over the past 10 years. Additionally, expected population growth in many areas is encouraging communities to review current facilities with an eye towards future facility needs. IFA funds are assisting communities to update very necessary water and wastewater plans. Additionally, growth has been realized in the amount of industrial land planning grants offered to communities as they seek to meet industrial demand. Planning activity remains steady for many communities addressing community infrastructure needs. These cities recognize that in today's competitive market for job creation, they need updated facilities with adequate capacity to respond to future population growth and economic development opportunities.

Based on stakeholder feedback, Business Oregon continues to offer the popular Sustainable Infrastructure Planning Projects (SIPP) program funded through the Safe Drinking Water Revolving Loan Fund (SDWRLF). The SIPP provides forgivable loans of up to \$20,000 for communities to conduct project feasibility studies, asset management plans, system partnership/consolidation studies, water rate analysis, leak detection studies, and resiliency planning.

Business Oregon expects to see a steady demand for construction projects over the next few cycles as planning projects are completed and communities seek to move forward with implementing

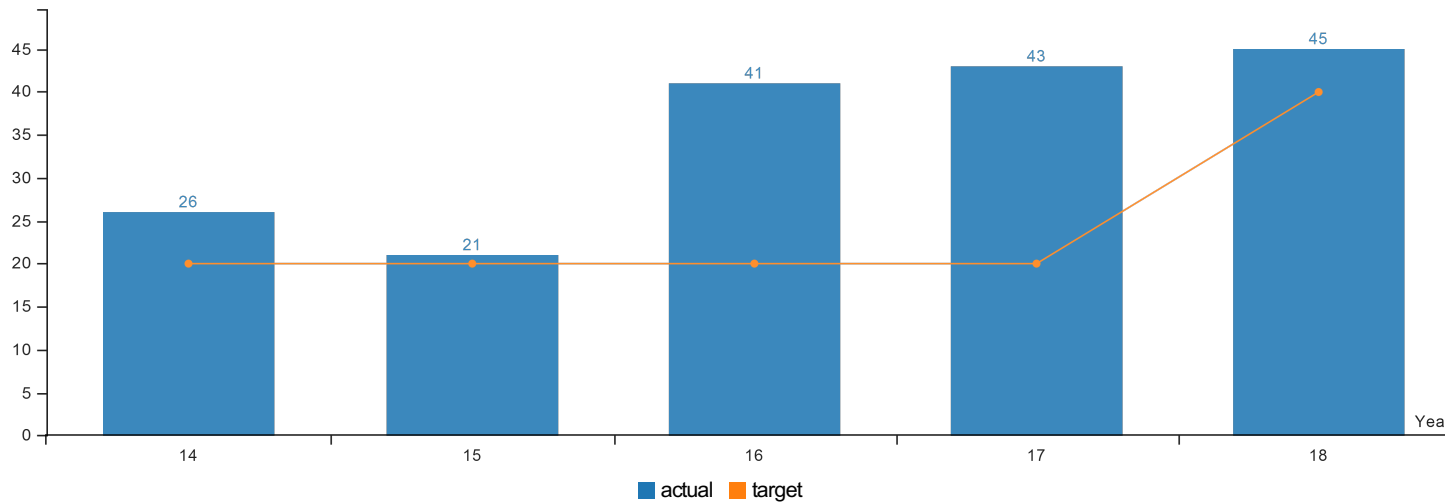
capital improvements. Of course, demand is also dependent on a positive economy. Historically, demand has increased and decreased with overall economic conditions. The steady demand for planning projects is complimented by the steady level of commitment for health and safety capital construction projects (KPM 8).

In 2013, the League of Oregon Cities completed a survey of Oregon cities' infrastructure needs. Water and wastewater projects were noted as the highest need with nearly one billion of project costs. Because of these findings, Business Oregon will continue to work with stakeholders to develop programs that assist communities with necessary planning. Business Oregon will continuously pursue additional program funding to recapitalize its SPWF and Water/Wastewater Fund (WWF) to ensure both funds are sufficiently capitalized to meet needs across the state. To this end, Business Oregon has recently reactivated its bond bank with the first sale in over 8 years (\$30 million).



KPM #8	Number of community capital construction financing projects that address public health and safety issues. -
	Data Collection Period: Jul 01 - Jun 30

\* Upward Trend = positive result



Report Year	2014	2015	2016	2017	2018
<b>Number of community capital projects that address water quality and environmental health issues</b>					
Actual	26	21	41	43	45
Target	20	20	20	20	40

#### How Are We Doing

The department met and exceeded its target having funded 45 projects. Project levels continue to trend upward. Many communities have vital health and safety improvement projects they are addressing with a strong economy. Additionally, communities are beginning to take on larger projects not seen in the recent past. The increase in this KPM could be interpreted as resulting from planning projects over the course of the last few years.

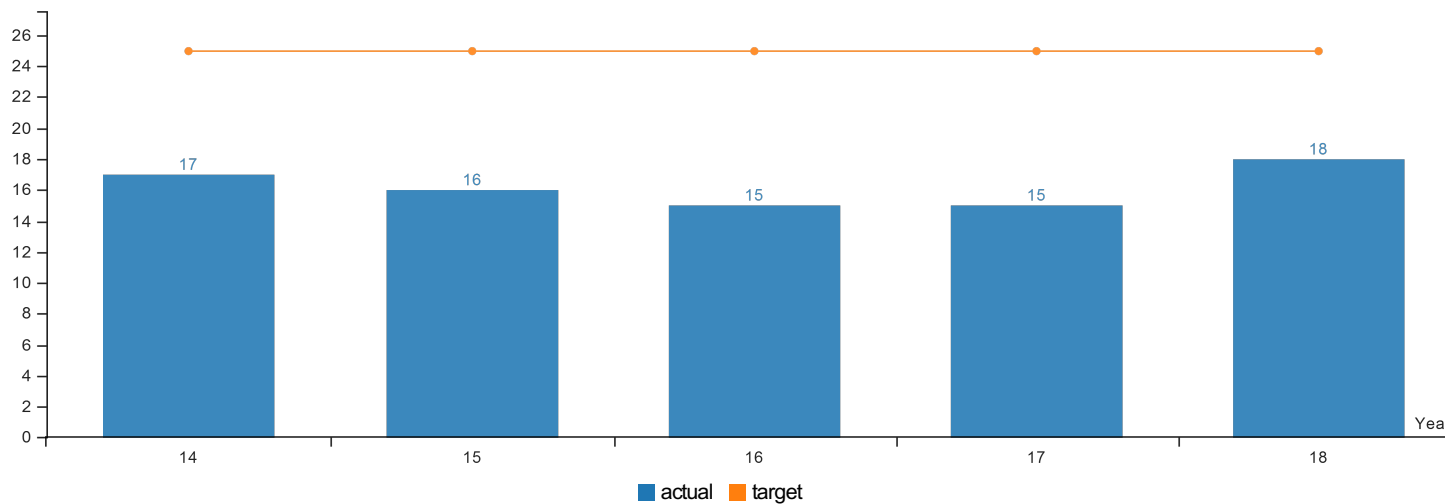
#### Factors Affecting Results

The need for municipal infrastructure construction remains high, as is the demand for financing. Project costs continue to grow and state supported low interest financing is vital to small and rural communities that generally do not have bond ratings.

Business Oregon and the Infrastructure Finance Authority (IFA) will continue to strive to meet the demand of local communities for financial assistance. However, as lottery bond funds become more difficult to access, IFA will pursue alternative options to raise sufficient capital to meet demand. To counter this, IFA enacted the long dormant Bond Bank to raise funds to meet demand. While the Bond Bank is one tool for raising funds, it should not be considered the only tool. Lottery bond fund capitalization remains vital to the department's ability to assist communities with financing projects.

KPM #9	Number of community capital construction financing projects that assist with future economic and community development. -
	Data Collection Period: Jul 01 - Jun 30

\* Upward Trend = positive result



Report Year	2014	2015	2016	2017	2018
<b>Number of community capital projects that assist with future economic and community development</b>					
Actual	17	16	15	15	18
Target	25	25	25	25	25

**How Are We Doing**

The department completed 18 projects out of a target of 25. Communities continue to focus their efforts away from economic and community development projects to health and safety projects. This is likely due to planning efforts for municipal water and wastewater projects with an emphasis on addressing an aging infrastructure and current and future demand. Business Oregon expects communities to shift attention to economic and community development efforts as public works projects are completed.

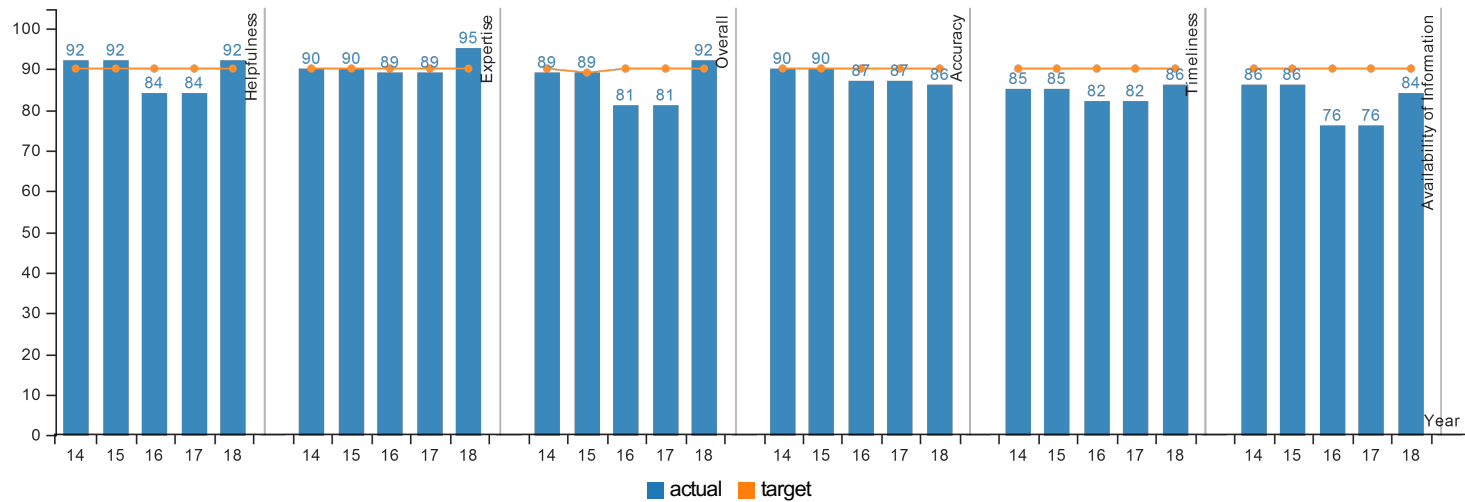
**Factors Affecting Results**

The need for municipal infrastructure construction remains high and the demand for financing will continue to rise as communities address infrastructure needs for business opportunities. Communities continue to focus their efforts on water and wastewater infrastructure, which are generally larger high need projects.

Business Oregon has recently realized an organization shift that combines its Business Development, Infrastructure and Innovation sections. Business Oregon believes this shift, along with a now full contingent of field officers, will enhance the department’s ability to build community capacity for infrastructure related economic development projects. However, this training and knowledge building requires time. After a little over a year of the new organization structure, the department expects to see more community and economic development projects.

While federal Community Development Blocks Grant funds have declined over previous years, the Department received an increase in funds this fiscal year. It is unknown how many years the department can expect increases or flat funding. Business Oregon will work with its program partners (League of Oregon Cities and Association of Counties) to seek methods to improve funding for community facilities.

KPM #10 Customer Service - Percent of customers rating their satisfaction with the agency's customer service as "good" or "excellent": overall, timeliness, accuracy, helpfulness, expertise, availability of information.  
 Data Collection Period: Jul 01 - Jun 30



Report Year	2014	2015	2016	2017	2018
<b>Helpfulness</b>					
Actual	92%	92%	84%	84%	92%
Target	90%	90%	90%	90%	90%
<b>Expertise</b>					
Actual	90%	90%	89%	89%	95%
Target	90%	90%	90%	90%	90%
<b>Overall</b>					
Actual	89%	89%	81%	81%	92%
Target	90%	89%	90%	90%	90%
<b>Accuracy</b>					
Actual	90%	90%	87%	87%	86%
Target	90%	90%	90%	90%	90%
<b>Timeliness</b>					
Actual	85%	85%	82%	82%	86%
Target	90%	90%	90%	90%	90%
<b>Availability of Information</b>					
Actual	86%	86%	76%	76%	84%
Target	90%	90%	90%	90%	90%

Collectively, the Customer Satisfaction Survey was emailed to nearly 1,700 external customers using an online survey tool. Due to limited lists which made random sampling difficult, all customers from agency divisions were solicited, using a non-random “Convenience Sampling” methodology, with the exception of the Certification Office for Business Inclusion and Diversity (COBID). This group had a large list so recipients were selected randomly in proportion to others within the agency.

A total of 122 surveys were completed in July - August 2018 for a response rate of seven percent. Over the past year, respondents reported using the following agency programs:

- Business Development (77%)
- Infrastructure (34%)
- Innovation and (24%)
- Arts (21%)

The survey included questions ranking Business Oregon on timeliness, helpfulness, expertise, availability of information, information accuracy, and overall satisfaction. Results with comparisons to the last KPM survey are provided below (percent of customers giving Business Oregon a mark of “good” or “excellent”). Business Oregon exceeded its targets for three of the six metrics and improved upon all but one (accuracy of information) from the last survey.

- Timeliness – 86% (vs. 82% in 2016)
- Helpfulness – 92% (vs. 84% in 2016)
- Expertise – 95% (vs. 89% in 2016)
- Availability of information – 84% (vs. 76% in 2016)
- Information accuracy – 86% (vs. 87% in 2016)
- Overall satisfaction with department services – 92% (vs. 81% in 2016)

#### **Factors Affecting Results**

As mentioned earlier, customer lists (emails) were limited for some programs.

We are very proud of the hard work, knowledge, and customer focus of our team that is exhibited by the significantly improved survey results. We also believe we achieved better response rates this year with more reminders and communication pushed out to the survey list. Factors related to the increase in performance may be attributable to:

- Strategic reorganization was complete with better aligned staff and resources to meet regional and community needs.
- Staff are consistently called out as knowledgeable, helpful, and approach customers with a “get to yes” attitude.
- LEAN process improvements have reduced processing times.
- Two “pop-up” office events took place bringing senior management and additional services into more rural areas of the state.

# BUDGET NARRATIVE

**Oregon Business Development Department  
Financial and/or Performance Audit Results  
Audits Currently In Progress or Completed Since February, 2017**

<i>Audit</i>	<i>Audit Completion Date</i>	<i>Findings/Recommendations</i>	<i>Agency Response</i>
<b>Special Public Works Fund and Water Fund for the fiscal year ended June 30, 2016 Report #2017-08</b>	March, 2017	The auditors issued an unqualified opinion on the Funds' financial statements, which means the Funds' financial statements fairly presented financial position, financial operation, and cash flows in conformance with generally accepted accounting principles. The auditors did not report any findings or recommendations.	An unqualified opinion is the highest level of assurance auditors may issue.
<b>Comprehensive Annual Financial Report, Statewide Single Audit Report, for fiscal year ended June 30, 2016 Report #2017-12</b>	April, 2017	The auditors detected material weaknesses within the Oregon Growth Account (OGA) and the investment financial reporting controls. Recommendations include the agency improve accounting and financial reporting processes related to OGA investments. Specifically the agency should evaluate and implement processes related to valuation and correct and improve investment cost coding errors in the accounting system.	The agency generally agreed with the findings and recommendations of the auditors. The agency has begun development of process and procedures to review valuation on a quarterly basis and will document the review in a timely manner. The agency will begin to take on more of the accounting functions and work with other agencies who currently perform these entries to ensure they are correct.
<b>Performance Audit, Limited Review of Arts Commission Management Mgmt Letter #123-2017-02-01</b>	April, 2017	Overall, we determined the agency used the funds for allowable purposes and had processes in place to review and approve payments. Based on our results, we identified opportunities for the agency to improve its processes related to managing its NEA federal award. Specifically, the agency should (1) ensure federal reports submitted are accurate and agree to the agency's accounting records; (2) obtain and communicate all required information to grant sub recipients; and (3) maintain documentation to support requests for and timely distribution of federal reimbursements.	Actions taken to ensure federal reports that are submitted are accurate and agree to the agency's accounting records include: To ensure that federal reports to the NEA are accurate, we now reconcile OAC grant award reports to a Hyperion report that the Fiscal and Budget section runs at the end of each month. The Fiscal and Budget Section verifies all information, including the beginning and end dates of the grant awards, prior to NEA report submission. Steps taken to obtain and communicate all required information to grant sub recipients

## BUDGET NARRATIVE

<i>Audit</i>	<i>Audit Completion Date</i>	<i>Findings/Recommendations</i>	<i>Agency Response</i>
<b>Performance Audit (continue)</b>			<p>include: in 2015, the Arts Commission staff received training from the NEA and subsequently updated its communication with recipients regarding grant details to fully comply with state and federal requirements. Specifically, OAC: updated its award process to verify that each applicant has a DUNS number prior to payment of grant awards. In addition, the OAC confirmed eligibility for the one organization that did not initially supply its DUNS number and has recorded the number in grant records; included the CFDA number in its award letter template; and, Revised processes to ensure that organizations receive the correct funding information including federal, general, and other fund sources. Actions taken to maintain documentation to support requests for and timely distribution of federal reimbursements include: the OAC and Business Oregon's Fiscal and Budget Section have implemented new protocols to support and document NEA reimbursement requests. To ensure that grant funds are spent in the award timeframe and do not overlap, the Arts Commission now uses unique Project Cost Accounting codes for each award. To ensure that Federal funds are expended within 30 days of receipt, Business Oregon's Fiscal and Budget Section has taken the responsibility for determining the amount of federal reimbursement requested, filling out the NEA request forms, and disbursing the awards after the Federal Funds are received.</p>

## BUDGET NARRATIVE

<i>Audit</i>	<i>Audit Completion Date</i>	<i>Findings/Recommendations</i>	<i>Agency Response</i>
<b>Special Public Works Fund and Water Fund for the fiscal year ended June 30, 2017 Report #2018-10</b>	March, 2018	The auditors issued their report of deficiency in internal controls that are considered to be a material weakness. Recommendations include agency management develop procedures and processes to ensure future bond and other long-term liabilities are not recorded in a fund if the fund's resources will not be used to repay the liability.	The agency agrees with the audit finding and agrees that these liabilities should only be recorded in a fund if the liability is directly related and those resources will go to fund that liability. The accounting entry that created this material weakness was an error, and will implement a written process to review entries made within the accounting system for bond sales and other long-term liabilities are done correctly.
<b>Comprehensive Annual Financial Report, Statewide Single Audit Report, for fiscal year ended June 30, 2017 Report #2018-11</b>	April, 2018	The auditor issued their report of continual material weakness related to improving the agency's financial reporting controls over investments from the prior year audit. No new issues or added deficiencies were identified, only following up from the prior year audit findings.	Agency response of activity to correct the actions identified in the prior year recommendations from SOS are as follows: <ol style="list-style-type: none"> <li>1. Partial corrective action was taken on the recommendations, they agency has started to write procedures for reviewing investments on a quarterly basis and in a timely manner.</li> <li>2. Fiscal staff at the agency reviews all accounting records as they are still not at the agency but will start to review all transactions.</li> <li>3. Investment records are being organized and inventoried to ensure we have all back up documentation from Treasury and DAS. And will work to transition the accounting duties to the agency.</li> </ol>

## BUDGET NARRATIVE

<i>Audit</i>	<i>Audit Completion Date</i>	<i>Findings/Recommendations</i>	<i>Agency Response</i>
<b>Internal Audit – Agency-Wide Risk Assessment</b>	September, 2018	Agency personnel identified a number of risks, over half of those perceived risks focused on Agency-wide areas and centered on management/administrative –oriented issues. Although some have been previously identified in prior years risk assessments (organization changes, documented procedures, loss of institutional knowledge, training), uncertainly with leadership, poor morale, and communication dominated identified risks. The highest ranked risk from previous risk assessment, Continuity of Operations, again ranked number one.	Because this is an internal audit, the agency does not provide a formal written response, but does use this information to plan the next two years of internal audits to be performed. The first audit that will be kicked off in the next month is related to contracts, grants, and loan administration and procurement. This audit will conclude with recommendations for improvement within agency current operation.
<b>Special Public Works Fund and Water Fund for the fiscal year ended June 30, 2018 Report #2019-##</b>	Expected Mid-March, 2019		
<b>Comprehensive Annual Financial Report, Statewide Single Audit Report, for fiscal year ended June 30, 2018 Report #2019-##</b>	Expected Mid-April, 2019		



# BUDGET NARRATIVE

---

OREGON BUSINESS DEVELOPMENT DEPARTMENT  
AFFIRMATIVE ACTION PLAN  
2019-21 Biennium  
(To be updated fall 2018)

*For OBDD submission of 2019-21 Agency Request Budget, the agency is submitting its 2017-19 Affirmative Action Plan until the update on the agency's progress towards goals for 2017-19 biennium and projected goals for the 2019-21 biennium have been received. Once the information is received, OBDD will finalize and submit the agency's 2019-21 Affirmative Action Plan for review and approval.*

## **2015 -2017 OVERVIEW**

The quarterly statistical report through June 30, 2016 for the department's representation of women, people of color, and people with disabilities in the various EEO job categories reviewed data for the 2015 – 2017 Affirmative Action Plan. The report identified the following features of the department's workforce in 2016:

- An underutilization of people of color exists in the specific EEO job category Administrative Support.
- An underutilization of people with disabilities exists in the Officials and Administrators, and Professionals group categories.

## **2015-17 ACCOMPLISHMENTS**

During the 2015 – 2017 Biennium, the department sought to focus on meeting parity with each represented group that was underutilized within the designated EEO job categories.

To meet the specific goals outlined above, OBDD took the following actions:

- Worked with agencies that will help the department to find qualified applicants who are people of color and people with disabilities.
- Recruited to specific job demographics to attract a large applicant pool using online resources and job postings.
- Created guidelines to help managers retain the progress made in the diverse workforce in the new succession plan.
- Worked to recruit a larger and more diverse applicant pool for jobs in the Officials and Administrator job category in order to reach parity for people of color and people with disabilities.
- Continuously reviewed and corrected recruitment and selection procedures when possible barriers to certain groups existed.
- Attended Affirmative Action Workgroups to bring new knowledge to help the department retain/promote protected classes.

These efforts will continue as a means for attracting and retaining women, people of color, and people with disabilities in our workforce.

## **PROGRESS MADE / LOST SINCE 2015 – 2017 BIENNIUM**

The quarterly statistical report for the representation of women, people of color and people with disabilities through June 30, 2016, showed the following progress from actions made during the 2015 – 2017 Affirmative Action Plan:

# BUDGET NARRATIVE

---

## Category A – Officials and Administrators

<i>TOTALS</i>	<i>2015 - 2017</i>	<i>PARITY% (13-15)</i>	<i>PARITY GOAL</i>	<i>UNDER / OVER GOAL</i>
Employees in Category	17			
Women	9	36.6%	6.22	EXCEEDED
People of Color	2	12.2%	2.0	MET
People of Disabilities	0	6.0%	1.02	UNDER 1.02

## Category B – Professionals

<i>TOTALS</i>	<i>2015 - 2017</i>	<i>PARITY% (13-15)</i>	<i>PARITY GOAL</i>	<i>UNDER / OVER GOAL</i>
Employees in Category	97			
Women	53	41.10%	39.87	EXCEEDED
People of Color	14	9.50%	9.22	EXCEEDED
People of Disabilities	2	6.0%	5.82	UNDER 3.82

## Category F – Administrative Support

<i>TOTALS</i>	<i>2015- 2017</i>	<i>PARITY% (13-15)</i>	<i>PARITY GOAL</i>	<i>UNDER GOAL</i>
Employees in Category	14			
Women	11	70.3%	9.8	EXCEEDED
People of Color	0	9.7%	1.35	UNDER 1.35
People of Disabilities	1	6.0%	.84	EXCEEDED

Goals exceeded for women in job categories A – Officials and Administrators; B – Professionals; and F – Administrative Support. Goals met or exceeded for People of Color in job categories A – Official and Administrators; and B – Professionals. Goals exceeded in Category F – Administrative Support for People of Disabilities.

Though there still shows an under representation for people of color and people with disabilities, the department will continue its efforts to meet these goals with an ongoing evaluation of hiring and advancement practices in the 2017 – 2019 Biennium.

While employee totals for each category have remained fairly consistent, recruitment and hiring effectiveness have been limited as a result of the economic downturn, employees working beyond retirement eligibility, and budget constraints. However, OBDD has taken advantage of this shift in dynamics and has provided career development for current staff members by providing job rotation opportunities to assist them in expanding their experience, knowledge and skill set enabling them to be competitive applicants within the recruitment process.

# BUDGET NARRATIVE

---

Due to the specialization and confidentiality needed for many OBDD positions, the department makes a strong effort to retain all employees. The department works to eliminate employee issues through coaching and mentoring, resulting in increased employee retention. In the beginning of 2015, the department began constructing a comprehensive succession plan for all employees. The succession plan, combined with compassionate personnel support, will help the department retain its valuable employees.

## **2017-19 GOALS**

OBDD is committed to equal employment opportunity, affirmative action and workforce diversity. We continue to challenge the status quo. We know that to achieve success, we must be willing to conduct business in new ways and that means we must invest a greater amount of time, financial and human resources to activities and actions that achieve improved results.

The department will remain aggressive and creative in its efforts to meet hiring goals and improve representation in job groups in which women, people of color and people with disabilities are underutilized. The department will also stay focused on retaining the gains made in recent years in achieving a diverse workforce. In addition to the program goals and strategies stated above, the goal for the 2017-2019 Biennium is to hire:

- One person of color in the Administrative Support job group
- One person with disability in the Professionals job group

## **2017-19 STRATEGIES AND TIMELINES FOR IMPLEMENTATION**

OBDD is not setting number goals for specific groups; it will instead focus on creating an equal parity for the job category A – Officials and Administrators as the current management begins to retire and agency opportunities are created. OBDD will use the following strategies in the 2017-2019 Biennium.

- 1) **Build relationships** – continue to strengthen relations with advocates for underrepresented groups who, through partnerships, help to place qualified applicants in job positions. Strategies will include individual requests for referrals of potential applicants for vacancies through targeted correspondence and personal contact. Managers will be expected to help build a network for recruitment of a diverse applicant pool as vacancies occur. By creating a welcoming and diverse work environment, employees will promote the OBDD as an employer of choice.
- 2) **Create a Welcoming Work Environment** – Engage in activities to actively promote an environment that is accepting of diversity through dissemination of equal employment and affirmative action policies, training, and celebration of events important to specific cultures and groups. The department will revisit the organizational training and development plan to seek to further educate current and future employees. Managers will help in fostering a welcoming environment and practicing Equal Opportunity Employment when hiring and promoting. Managerial responsibility will be tied directly to the performance evaluation system.

## BUDGET NARRATIVE

---

- 3) **Improve Processes** – With the State’s web-based Neo-Gov recruitment system we find we are able to fill positions quickly and better match applicants to available positions. We have also assured selection panels for positions include members of underrepresented groups. In the 2015-2017 biennium, we will continue to seek creative and expeditious methods for dealing with today’s applicants and the challenges in attracting good candidates for State positions.
- 4) **Prepare Employees for Advancement** – Strengthen employees skills set and increase knowledge base through training and career development opportunities. Possible actions for the next biennium may include job rotations, internal advancement opportunities and encouraging employees to take supervisory and skills enhancement training available through the Department of Administrative Services. Managers will provide continual training and development on an individual basis for all employees, including protected class employees, in an effort to meet the statewide benchmark of 20 training hours for each employee.
- 5) **Increase Awareness** – Increase awareness of the Governor’s and the department’s commitment to equal employment opportunity, affirmative action and workforce diversity by bringing information to the attention of all employees and inviting participation in activities that carry out the strategies. The Affirmative Action Plan has been placed in a public location and all employees will be encouraged to review it. It has been distributed to each manager in hard copy form and responsibilities and goals have been reviewed with the managers. Employees acknowledge their responsibilities for a discrimination and harassment free workplace by reading the department’s policy and signing an Acknowledgement Form.

Each strategy listed above focuses on engaging every employee in becoming an active participant in the department’s commitment in creating and maintaining a welcoming workplace and diverse workforce for the 2017-2019 biennium.

## **BUDGET NARRATIVE**

---

**This Page Intentionally Left Blank**

## **BUDGET NARRATIVE**

---

This Page Intentionally Left Blank



## PROPOSED SUPERVISORY SPAN OF CONTROL REPORT

In accordance with the requirements of ORS 291.227, the Oregon Business Development Department (OBDD) presents this report to the Joint Ways and Means Committee regarding the agency's Proposed Maximum Supervisory Ratio for the 2019-2021 biennium.

### Supervisory Ratio for the 2017-2019 biennium

The agency actual supervisory ratio as of July 1, 2018 was 1: 9

### Proposed Supervisory Ratio for the 2019-2021 biennium

**The Agency actual supervisory ratio is calculated using the following calculation:**

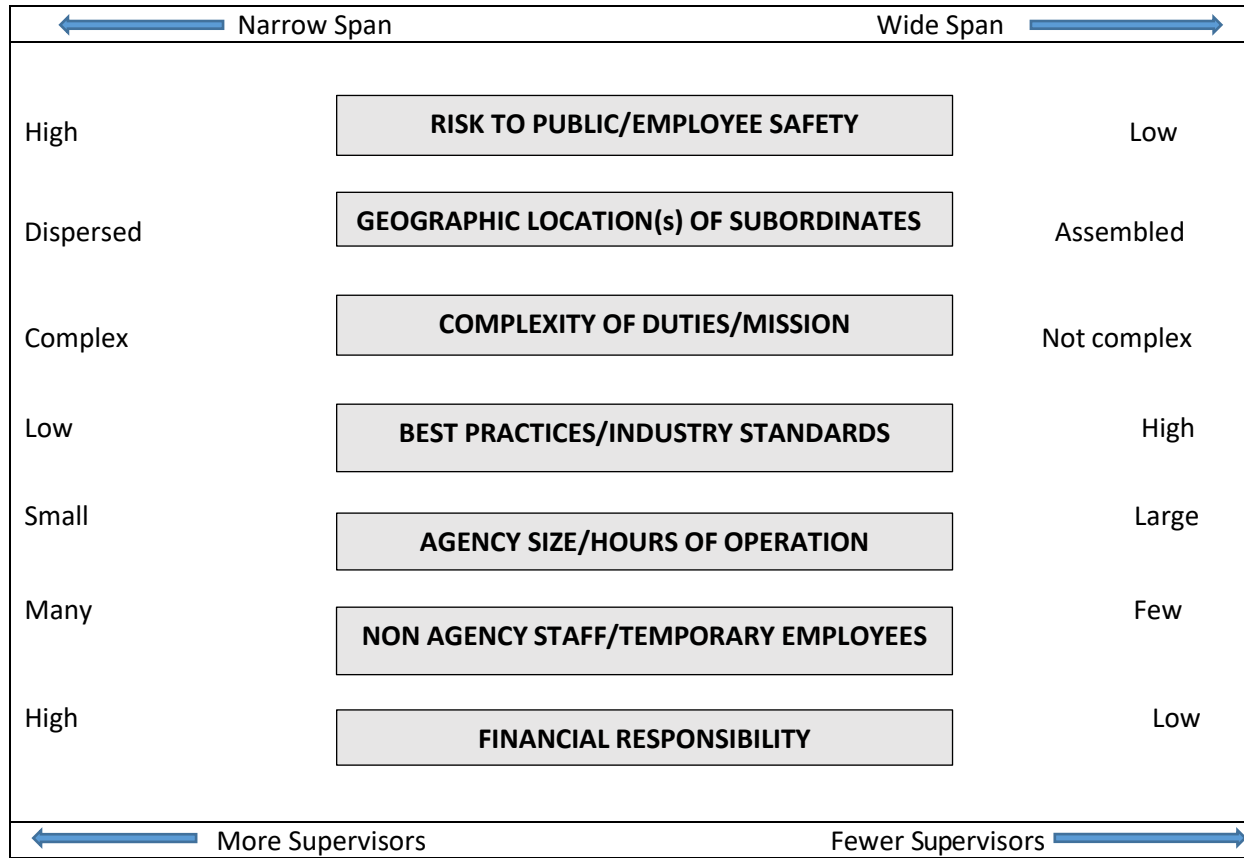
$$\frac{14}{\text{(Total supervisors)}} = \frac{14}{\text{(Employee in a supervisory role)}} + \frac{1}{\text{(Vacancies that if filled would perform a supervisory role)}} - \frac{1}{\text{(Agency head)}}$$

$$\frac{122}{\text{(Total non-supervisors)}} = \frac{104}{\text{(Employee in a non-supervisory role)}} + \frac{18}{\text{(Vacancies that if filled would perform a non-supervisory role)}}$$

**The agency has a current actual supervisory ratio of-**

$$1: \frac{9}{\text{(Actual span of control)}} = \frac{122}{\text{(Total non - Supervisors)}} / \frac{14}{\text{(Total Supervisors)}}$$

When determining an agency maximum supervisory ratio all agencies shall begin of a baseline supervisory ratio of 1:11, and based upon some or all of the following factors may adjust the ratio up or down to fit the needs of the agency.



In evaluating the factors, we have determined two of them impact the necessary and appropriate ratio of supervisory to non-supervisory staff at OBDD. These are complexity of the duties/mission and financial responsibility.

The diverse programming in the Oregon Business Development Department requires some unique circumstances.

For instance, the Certification Office of Business Inclusion & Diversity (COBID) has seven employees with one supervisory position to total 8.00 FTE. This is a separate program area, which requires their own specialized classification of employee as well as supervisor for those employees.



Another example is the Diversity, Equity & Inclusion Manager position, currently the incumbent is on a PEM G position classified as supervisory; however, they do not actually supervise employees, does not perform the original duties of the original PEM G position, and is filling the position in an under fill.

OBDD has a large variety of programming including lottery bonding programs, loan programs, business incentive programs, seismic rehabilitation grant program, Arts and Cultural Trust, a large portfolio of infrastructure loan/grant programs, totaling over \$830m. There are many complex financial constraints and reporting to adhere to which requires an Accounting Manager to focus on the daily operations of the Accounting and Payroll functions of the agency.

As well the Chief Financial Officer must be focused on not only the overall financial health of the agency but also making accounting, payroll, budget and other political and management decisions. Within the Operations division in the fiscal and budget unit there are seven accounting and payroll FTE for the Accounting Manager to manage. As well within the entire fiscal and budget unit there are twelve staff total including the administrative position for the CFO to manage which includes the Accounting Manager. The complexities of the financial mechanics of the agency require this structure.

Within the Employee Services area of Operations there are six positions including the Human Resources Manager. This manager supervises five other positions, but because there is a requirement to have an HR Manager to support the entire agency this also has an effect on the supervisory ratio.

**Based upon the described factors above the agency proposes a Maximum Supervisory Ratio of 1: 9.**

**Unions Requiring Notification: N/A**

**Date unions notified: N/A**

**Submitted by: Jenny Wilfong, Chief Financial Officer    Date: February 6, 2019**

## **BUDGET NARRATIVE**

---

This Page Intentionally Left Blank

**Oregon Business Development Department**

**Summary Cross Reference Listing and Packages  
2019-21 Biennium**

**Agency Number: 12300**

**BAM Analyst: Heath, Patrick**

**Budget Coordinator: Johnson, Lois - (503)986-0016**

<b>Cross Reference Number</b>	<b>Cross Reference Description</b>	<b>Package Number</b>	<b>Priority</b>	<b>Package Description</b>	<b>Package Group</b>
110-00-00-00000	Operations	010	0	Non-PICS Psnl Svc / Vacancy Factor	Essential Packages
110-00-00-00000	Operations	021	0	Phase - In	Essential Packages
110-00-00-00000	Operations	022	0	Phase-out Pgm & One-time Costs	Essential Packages
110-00-00-00000	Operations	031	0	Standard Inflation	Essential Packages
110-00-00-00000	Operations	032	0	Above Standard Inflation	Essential Packages
110-00-00-00000	Operations	033	0	Exceptional Inflation	Essential Packages
110-00-00-00000	Operations	040	0	Mandated Caseload	Essential Packages
110-00-00-00000	Operations	081	0	September 2018 Emergency Board	Policy Packages
110-00-00-00000	Operations	090	0	Analyst Adjustments	Policy Packages
110-00-00-00000	Operations	091	0	Statewide Adjustment DAS Chgs	Policy Packages
110-00-00-00000	Operations	092	0	Statewide AG Adjustment	Policy Packages
110-00-00-00000	Operations	105	0	Technology Modernization	Policy Packages
110-00-00-00000	Operations	106	0	Procurement and Contracting Efficiency	Policy Packages
110-00-00-00000	Operations	115	0	Budget Alignment	Policy Packages
210-00-00-00000	Business, Innovation, Trade	010	0	Non-PICS Psnl Svc / Vacancy Factor	Essential Packages
210-00-00-00000	Business, Innovation, Trade	021	0	Phase - In	Essential Packages
210-00-00-00000	Business, Innovation, Trade	022	0	Phase-out Pgm & One-time Costs	Essential Packages
210-00-00-00000	Business, Innovation, Trade	031	0	Standard Inflation	Essential Packages
210-00-00-00000	Business, Innovation, Trade	032	0	Above Standard Inflation	Essential Packages
210-00-00-00000	Business, Innovation, Trade	033	0	Exceptional Inflation	Essential Packages
210-00-00-00000	Business, Innovation, Trade	040	0	Mandated Caseload	Essential Packages
210-00-00-00000	Business, Innovation, Trade	081	0	September 2018 Emergency Board	Policy Packages

**Oregon Business Development Department**

**Summary Cross Reference Listing and Packages  
2019-21 Biennium**

**Agency Number: 12300**

**BAM Analyst: Heath, Patrick**

**Budget Coordinator: Johnson, Lois - (503)986-0016**

<b>Cross Reference Number</b>	<b>Cross Reference Description</b>	<b>Package Number</b>	<b>Priority</b>	<b>Package Description</b>	<b>Package Group</b>
210-00-00-00000	Business, Innovation, Trade	090	0	Analyst Adjustments	Policy Packages
210-00-00-00000	Business, Innovation, Trade	091	0	Statewide Adjustment DAS Chgs	Policy Packages
210-00-00-00000	Business, Innovation, Trade	092	0	Statewide AG Adjustment	Policy Packages
210-00-00-00000	Business, Innovation, Trade	101	0	Oregon Growth Fund	Policy Packages
210-00-00-00000	Business, Innovation, Trade	102	0	Innovation	Policy Packages
210-00-00-00000	Business, Innovation, Trade	103	0	Rural Opportunity Initiative	Policy Packages
210-00-00-00000	Business, Innovation, Trade	111	0	Local Economic Opportunity Fund	Policy Packages
210-00-00-00000	Business, Innovation, Trade	112	0	East Asia Trade Representative	Policy Packages
210-00-00-00000	Business, Innovation, Trade	115	0	Budget Alignment	Policy Packages
210-00-00-00000	Business, Innovation, Trade	116	0	Oregon Growth Account Transfer	Policy Packages
300-00-00-00000	Infrastructure	010	0	Non-PICS Psnl Svc / Vacancy Factor	Essential Packages
300-00-00-00000	Infrastructure	021	0	Phase - In	Essential Packages
300-00-00-00000	Infrastructure	022	0	Phase-out Pgm & One-time Costs	Essential Packages
300-00-00-00000	Infrastructure	031	0	Standard Inflation	Essential Packages
300-00-00-00000	Infrastructure	032	0	Above Standard Inflation	Essential Packages
300-00-00-00000	Infrastructure	033	0	Exceptional Inflation	Essential Packages
300-00-00-00000	Infrastructure	040	0	Mandated Caseload	Essential Packages
300-00-00-00000	Infrastructure	081	0	September 2018 Emergency Board	Policy Packages
300-00-00-00000	Infrastructure	090	0	Analyst Adjustments	Policy Packages
300-00-00-00000	Infrastructure	091	0	Statewide Adjustment DAS Chgs	Policy Packages
300-00-00-00000	Infrastructure	092	0	Statewide AG Adjustment	Policy Packages
300-00-00-00000	Infrastructure	104	0	Special Public Works Fund	Policy Packages

**Oregon Business Development Department**

**Summary Cross Reference Listing and Packages  
2019-21 Biennium**

**Agency Number: 12300**

**BAM Analyst: Heath, Patrick**

**Budget Coordinator: Johnson, Lois - (503)986-0016**

<b>Cross Reference Number</b>	<b>Cross Reference Description</b>	<b>Package Number</b>	<b>Priority</b>	<b>Package Description</b>	<b>Package Group</b>
300-00-00-00000	Infrastructure	107	0	Brownfields Redevelopment Fund	Policy Packages
300-00-00-00000	Infrastructure	108	0	Reg. Significant Ind. Site Loan Fund	Policy Packages
300-00-00-00000	Infrastructure	109	0	Marine Port System Plan	Policy Packages
300-00-00-00000	Infrastructure	110	0	Regional Infrastructure Fund	Policy Packages
300-00-00-00000	Infrastructure	113	0	Marine Navigation Improvement Fund	Policy Packages
300-00-00-00000	Infrastructure	114	0	Seismic Rehab Grant Program	Policy Packages
300-00-00-00000	Infrastructure	115	0	Budget Alignment	Policy Packages
500-00-00-00000	Film and Video	010	0	Non-PICS Psnl Svc / Vacancy Factor	Essential Packages
500-00-00-00000	Film and Video	021	0	Phase - In	Essential Packages
500-00-00-00000	Film and Video	022	0	Phase-out Pgm & One-time Costs	Essential Packages
500-00-00-00000	Film and Video	031	0	Standard Inflation	Essential Packages
500-00-00-00000	Film and Video	032	0	Above Standard Inflation	Essential Packages
500-00-00-00000	Film and Video	033	0	Exceptional Inflation	Essential Packages
500-00-00-00000	Film and Video	040	0	Mandated Caseload	Essential Packages
500-00-00-00000	Film and Video	081	0	September 2018 Emergency Board	Policy Packages
500-00-00-00000	Film and Video	090	0	Analyst Adjustments	Policy Packages
500-00-00-00000	Film and Video	091	0	Statewide Adjustment DAS Chgs	Policy Packages
500-00-00-00000	Film and Video	092	0	Statewide AG Adjustment	Policy Packages
600-00-00-00000	Arts	010	0	Non-PICS Psnl Svc / Vacancy Factor	Essential Packages
600-00-00-00000	Arts	021	0	Phase - In	Essential Packages
600-00-00-00000	Arts	022	0	Phase-out Pgm & One-time Costs	Essential Packages
600-00-00-00000	Arts	031	0	Standard Inflation	Essential Packages

**Oregon Business Development Department**

**Summary Cross Reference Listing and Packages  
2019-21 Biennium**

**Agency Number: 12300**

**BAM Analyst: Heath, Patrick**

**Budget Coordinator: Johnson, Lois - (503)986-0016**

<b>Cross Reference Number</b>	<b>Cross Reference Description</b>	<b>Package Number</b>	<b>Priority</b>	<b>Package Description</b>	<b>Package Group</b>
600-00-00-00000	Arts	032	0	Above Standard Inflation	Essential Packages
600-00-00-00000	Arts	033	0	Exceptional Inflation	Essential Packages
600-00-00-00000	Arts	040	0	Mandated Caseload	Essential Packages
600-00-00-00000	Arts	081	0	September 2018 Emergency Board	Policy Packages
600-00-00-00000	Arts	090	0	Analyst Adjustments	Policy Packages
600-00-00-00000	Arts	091	0	Statewide Adjustment DAS Chgs	Policy Packages
600-00-00-00000	Arts	092	0	Statewide AG Adjustment	Policy Packages
900-00-00-00000	Lottery & General Obligation Bond Debt Svc	010	0	Non-PICS Psnl Svc / Vacancy Factor	Essential Packages
900-00-00-00000	Lottery & General Obligation Bond Debt Svc	021	0	Phase - In	Essential Packages
900-00-00-00000	Lottery & General Obligation Bond Debt Svc	022	0	Phase-out Pgm & One-time Costs	Essential Packages
900-00-00-00000	Lottery & General Obligation Bond Debt Svc	031	0	Standard Inflation	Essential Packages
900-00-00-00000	Lottery & General Obligation Bond Debt Svc	032	0	Above Standard Inflation	Essential Packages
900-00-00-00000	Lottery & General Obligation Bond Debt Svc	033	0	Exceptional Inflation	Essential Packages
900-00-00-00000	Lottery & General Obligation Bond Debt Svc	040	0	Mandated Caseload	Essential Packages
900-00-00-00000	Lottery & General Obligation Bond Debt Svc	081	0	September 2018 Emergency Board	Policy Packages
900-00-00-00000	Lottery & General Obligation Bond Debt Svc	090	0	Analyst Adjustments	Policy Packages
900-00-00-00000	Lottery & General Obligation Bond Debt Svc	091	0	Statewide Adjustment DAS Chgs	Policy Packages
900-00-00-00000	Lottery & General Obligation Bond Debt Svc	092	0	Statewide AG Adjustment	Policy Packages
900-00-00-00000	Lottery & General Obligation Bond Debt Svc	104	0	Special Public Works Fund	Policy Packages
900-00-00-00000	Lottery & General Obligation Bond Debt Svc	105	0	Technology Modernization	Policy Packages
900-00-00-00000	Lottery & General Obligation Bond Debt Svc	107	0	Brownfields Redevelopment Fund	Policy Packages
900-00-00-00000	Lottery & General Obligation Bond Debt Svc	108	0	Reg. Significant Ind. Site Loan Fund	Policy Packages

**Oregon Business Development Department**

**Summary Cross Reference Listing and Packages  
2019-21 Biennium**

**Agency Number: 12300**

**BAM Analyst: Heath, Patrick**

**Budget Coordinator: Johnson, Lois - (503)986-0016**

<b>Cross Reference Number</b>	<b>Cross Reference Description</b>	<b>Package Number</b>	<b>Priority</b>	<b>Package Description</b>	<b>Package Group</b>
900-00-00-00000	Lottery & General Obligation Bond Debt Svc	110	0	Regional Infrastructure Fund	Policy Packages
900-00-00-00000	Lottery & General Obligation Bond Debt Svc	113	0	Marine Navigation Improvement Fund	Policy Packages
900-00-00-00000	Lottery & General Obligation Bond Debt Svc	114	0	Seismic Rehab Grant Program	Policy Packages
910-00-00-00000	Telecommunications - SB 622	010	0	Non-PICS Psnl Svc / Vacancy Factor	Essential Packages
910-00-00-00000	Telecommunications - SB 622	021	0	Phase - In	Essential Packages
910-00-00-00000	Telecommunications - SB 622	022	0	Phase-out Pgm & One-time Costs	Essential Packages
910-00-00-00000	Telecommunications - SB 622	031	0	Standard Inflation	Essential Packages
910-00-00-00000	Telecommunications - SB 622	032	0	Above Standard Inflation	Essential Packages
910-00-00-00000	Telecommunications - SB 622	033	0	Exceptional Inflation	Essential Packages
910-00-00-00000	Telecommunications - SB 622	040	0	Mandated Caseload	Essential Packages
910-00-00-00000	Telecommunications - SB 622	081	0	September 2018 Emergency Board	Policy Packages
910-00-00-00000	Telecommunications - SB 622	090	0	Analyst Adjustments	Policy Packages
910-00-00-00000	Telecommunications - SB 622	091	0	Statewide Adjustment DAS Chgs	Policy Packages
910-00-00-00000	Telecommunications - SB 622	092	0	Statewide AG Adjustment	Policy Packages

**Oregon Business Development Department**

**Policy Package List by Priority  
2019-21 Biennium**

**Agency Number: 12300**

**BAM Analyst: Heath, Patrick**

**Budget Coordinator: Johnson, Lois - (503)986-0016**

<i>Priority</i>	<i>Policy Pkg Number</i>	<i>Policy Pkg Description</i>	<i>Summary Cross Reference Number</i>	<i>Cross Reference Description</i>
0	081	September 2018 Emergency Board	110-00-00-00000	Operations
			210-00-00-00000	Business, Innovation, Trade
			300-00-00-00000	Infrastructure
			500-00-00-00000	Film and Video
			600-00-00-00000	Arts
			900-00-00-00000	Lottery & General Obligation Bond Debt Svc
	090	Analyst Adjustments	910-00-00-00000	Telecommunications - SB 622
			110-00-00-00000	Operations
			210-00-00-00000	Business, Innovation, Trade
			300-00-00-00000	Infrastructure
			500-00-00-00000	Film and Video
			600-00-00-00000	Arts
	091	Statewide Adjustment DAS Chgs	900-00-00-00000	Lottery & General Obligation Bond Debt Svc
			910-00-00-00000	Telecommunications - SB 622
			110-00-00-00000	Operations
			210-00-00-00000	Business, Innovation, Trade
			300-00-00-00000	Infrastructure
			500-00-00-00000	Film and Video
	092	Statewide AG Adjustment	600-00-00-00000	Arts
			900-00-00-00000	Lottery & General Obligation Bond Debt Svc
			910-00-00-00000	Telecommunications - SB 622
110-00-00-00000			Operations	
210-00-00-00000			Business, Innovation, Trade	



**Oregon Business Development Department**

**Policy Package List by Priority  
2019-21 Biennium**

**Agency Number: 12300**

**BAM Analyst: Heath, Patrick**

**Budget Coordinator: Johnson, Lois - (503)986-0016**

<b>Priority</b>	<b>Policy Pkg Number</b>	<b>Policy Pkg Description</b>	<b>Summary Cross Reference Number</b>	<b>Cross Reference Description</b>
0	092	Statewide AG Adjustment	300-00-00-00000	Infrastructure
			500-00-00-00000	Film and Video
			600-00-00-00000	Arts
			900-00-00-00000	Lottery & General Obligation Bond Debt Svc
			910-00-00-00000	Telecommunications - SB 622
	101	Oregon Growth Fund	210-00-00-00000	Business, Innovation, Trade
	102	Innovation	210-00-00-00000	Business, Innovation, Trade
	103	Rural Opportunity Initiative	210-00-00-00000	Business, Innovation, Trade
	104	Special Public Works Fund	300-00-00-00000	Infrastructure
			900-00-00-00000	Lottery & General Obligation Bond Debt Svc
	105	Technology Modernization	110-00-00-00000	Operations
			900-00-00-00000	Lottery & General Obligation Bond Debt Svc
	106	Procurement and Contracting Efficiency	110-00-00-00000	Operations
	107	Brownfields Redevelopment Fund	300-00-00-00000	Infrastructure
			900-00-00-00000	Lottery & General Obligation Bond Debt Svc
	108	Reg. Significant Ind. Site Loan Fund	300-00-00-00000	Infrastructure
			900-00-00-00000	Lottery & General Obligation Bond Debt Svc
	109	Marine Port System Plan	300-00-00-00000	Infrastructure
	110	Regional Infrastructure Fund	300-00-00-00000	Infrastructure
			900-00-00-00000	Lottery & General Obligation Bond Debt Svc
	111	Local Economic Opportunity Fund	210-00-00-00000	Business, Innovation, Trade
	112	East Asia Trade Representative	210-00-00-00000	Business, Innovation, Trade
	113	Marine Navigation Improvement Fund	300-00-00-00000	Infrastructure

**Oregon Business Development Department**

**Policy Package List by Priority  
2019-21 Biennium**

**Agency Number: 12300**

**BAM Analyst: Heath, Patrick**

**Budget Coordinator: Johnson, Lois - (503)986-0016**

<i>Priority</i>	<i>Policy Pkg Number</i>	<i>Policy Pkg Description</i>	<i>Summary Cross Reference Number</i>	<i>Cross Reference Description</i>
0	113	Marine Navigation Improvement Fund	900-00-00-00000	Lottery & General Obligation Bond Debt Svc
	114	Seismic Rehab Grant Program	300-00-00-00000	Infrastructure
			900-00-00-00000	Lottery & General Obligation Bond Debt Svc
	115	Budget Alignment	110-00-00-00000	Operations
			210-00-00-00000	Business, Innovation, Trade
			300-00-00-00000	Infrastructure
	116	Oregon Growth Account Transfer	210-00-00-00000	Business, Innovation, Trade

Description	2015-17 Actuals	2017-19 Leg Adopted Budget	2017-19 Leg Approved Budget	2019-21 Agency Request Budget	2019-21 Governor's Budget	2019-21 Leg. Adopted Audit
<b>BEGINNING BALANCE</b>						
<b>0025 Beginning Balance</b>						
4400 Lottery Funds Ltd	3,534,921	4,125,000	4,125,000	4,250,000	4,250,000	-
4430 Lottery Funds Debt Svc Ltd	82,006	2,911,371	2,911,371	-	-	-
3200 Other Funds Non-Ltd	238,376,806	223,480,324	223,480,324	207,999,865	207,999,865	-
3230 Other Funds Debt Svc Non-Ltd	4,305,296	3,721,801	3,721,801	3,800,000	3,800,000	-
3400 Other Funds Ltd	70,971,112	228,975,721	228,975,721	205,040,735	205,040,735	-
3430 Other Funds Debt Svc Ltd	13,869	13,869	13,869	-	-	-
6400 Federal Funds Ltd	14,134,240	12,497,696	12,497,696	12,569,000	12,569,000	-
All Funds	331,418,250	475,725,782	475,725,782	433,659,600	433,659,600	-
<b>0030 Beginning Balance Adjustment</b>						
4400 Lottery Funds Ltd	7,439	6,631,091	6,631,091	-	2,312,014	-
4430 Lottery Funds Debt Svc Ltd	-	73,230	73,230	-	-	-
3200 Other Funds Non-Ltd	-	(4,159,571)	(4,159,571)	-	-	-
3400 Other Funds Ltd	-	1,876,137	1,876,137	-	-	-
6400 Federal Funds Ltd	-	(4,894,304)	(4,894,304)	-	-	-
All Funds	7,439	(473,417)	(473,417)	-	2,312,014	-
<b>BEGINNING BALANCE</b>						
4400 Lottery Funds Ltd	3,542,360	10,756,091	10,756,091	4,250,000	6,562,014	-
4430 Lottery Funds Debt Svc Ltd	82,006	2,984,601	2,984,601	-	-	-
3200 Other Funds Non-Ltd	238,376,806	219,320,753	219,320,753	207,999,865	207,999,865	-
3230 Other Funds Debt Svc Non-Ltd	4,305,296	3,721,801	3,721,801	3,800,000	3,800,000	-
3400 Other Funds Ltd	70,971,112	230,851,858	230,851,858	205,040,735	205,040,735	-

Description	2015-17 Actuals	2017-19 Leg Adopted Budget	2017-19 Leg Approved Budget	2019-21 Agency Request Budget	2019-21 Governor's Budget	2019-21 Leg. Adopted Audit
3430 Other Funds Debt Svc Ltd	13,869	13,869	13,869	-	-	-
6400 Federal Funds Ltd	14,134,240	7,603,392	7,603,392	12,569,000	12,569,000	-
<b>TOTAL BEGINNING BALANCE</b>	<b>\$331,425,689</b>	<b>\$475,252,365</b>	<b>\$475,252,365</b>	<b>\$433,659,600</b>	<b>\$435,971,614</b>	-
<b>REVENUE CATEGORIES</b>						
<b>GENERAL FUND APPROPRIATION</b>						
<b>0050 General Fund Appropriation</b>						
8000 General Fund	5,106,623	15,951,696	15,977,133	7,696,197	7,217,830	-
8030 General Fund Debt Svc	10,689,900	39,144,515	39,036,407	65,725,983	63,349,611	-
All Funds	15,796,523	55,096,211	55,013,540	73,422,180	70,567,441	-
<b>LICENSES AND FEES</b>						
<b>0205 Business Lic and Fees</b>						
3400 Other Funds Ltd	-	7,500	7,500	7,500	7,500	-
<b>0210 Non-business Lic. and Fees</b>						
3200 Other Funds Non-Ltd	397	-	-	-	-	-
3400 Other Funds Ltd	15	-	-	-	-	-
All Funds	412	-	-	-	-	-
<b>LICENSES AND FEES</b>						
3200 Other Funds Non-Ltd	397	-	-	-	-	-
3400 Other Funds Ltd	15	7,500	7,500	7,500	7,500	-
<b>TOTAL LICENSES AND FEES</b>	<b>\$412</b>	<b>\$7,500</b>	<b>\$7,500</b>	<b>\$7,500</b>	<b>\$7,500</b>	-
<b>CHARGES FOR SERVICES</b>						
<b>0410 Charges for Services</b>						
3200 Other Funds Non-Ltd	404,061	649,000	649,000	649,000	649,000	-

Description	2015-17 Actuals	2017-19 Leg Adopted Budget	2017-19 Leg Approved Budget	2019-21 Agency Request Budget	2019-21 Governor's Budget	2019-21 Leg. Adopted Audit
3400 Other Funds Ltd	87,748	249,000	249,000	249,000	249,000	-
All Funds	491,809	898,000	898,000	898,000	898,000	-
<b>FINES, RENTS AND ROYALTIES</b>						
<b>0510 Rents and Royalties</b>						
3200 Other Funds Non-Ltd	83,330	100,000	100,000	100,000	100,000	-
<b>BOND SALES</b>						
<b>0555 General Fund Obligation Bonds</b>						
3400 Other Funds Ltd	195,450,272	121,610,000	121,610,000	277,499,500	246,674,500	-
<b>0565 Lottery Bonds</b>						
3200 Other Funds Non-Ltd	27,818,823	30,000,000	30,000,000	155,000,000	119,450,000	-
3400 Other Funds Ltd	18,216,533	26,976,251	26,976,251	71,525,570	65,946,862	-
All Funds	46,035,356	56,976,251	56,976,251	226,525,570	185,396,862	-
<b>0570 Revenue Bonds</b>						
3200 Other Funds Non-Ltd	-	30,000,000	30,000,000	30,000,000	30,000,000	-
<b>BOND SALES</b>						
3200 Other Funds Non-Ltd	27,818,823	60,000,000	60,000,000	185,000,000	149,450,000	-
3400 Other Funds Ltd	213,666,805	148,586,251	148,586,251	349,025,070	312,621,362	-
<b>TOTAL BOND SALES</b>	<b>\$241,485,628</b>	<b>\$208,586,251</b>	<b>\$208,586,251</b>	<b>\$534,025,070</b>	<b>\$462,071,362</b>	<b>-</b>
<b>INTEREST EARNINGS</b>						
<b>0605 Interest Income</b>						
4400 Lottery Funds Ltd	166,447	-	-	41,000	41,000	-
4430 Lottery Funds Debt Svc Ltd	197,956	-	-	-	-	-
3200 Other Funds Non-Ltd	34,380,649	28,923,895	28,923,895	30,278,222	30,278,222	-

Description	2015-17 Actuals	2017-19 Leg Adopted Budget	2017-19 Leg Approved Budget	2019-21 Agency Request Budget	2019-21 Governor's Budget	2019-21 Leg. Adopted Audit
3230 Other Funds Debt Svc Non-Ltd	628	745	745	745	745	-
3400 Other Funds Ltd	2,033,983	2,361,486	2,361,486	3,893,500	3,893,500	-
All Funds	36,779,663	31,286,126	31,286,126	34,213,467	34,213,467	-
<b>DONATIONS AND CONTRIBUTIONS</b>						
<b>0905 Donations</b>						
3400 Other Funds Ltd	9,349,589	10,337,894	10,337,894	10,337,894	10,337,894	-
<b>0910 Grants (Non-Fed)</b>						
3400 Other Funds Ltd	521,304	700,000	700,000	700,000	700,000	-
<b>DONATIONS AND CONTRIBUTIONS</b>						
3400 Other Funds Ltd	9,870,893	11,037,894	11,037,894	11,037,894	11,037,894	-
<b>TOTAL DONATIONS AND CONTRIBUTIONS</b>	<b>\$9,870,893</b>	<b>\$11,037,894</b>	<b>\$11,037,894</b>	<b>\$11,037,894</b>	<b>\$11,037,894</b>	-
<b>LOAN REPAYMENT</b>						
<b>0925 Loan Repayments</b>						
3200 Other Funds Non-Ltd	120,944,719	77,689,041	77,689,041	77,689,041	77,689,041	-
3400 Other Funds Ltd	444,427	460,216	460,216	30,724,440	724,440	-
All Funds	121,389,146	78,149,257	78,149,257	108,413,481	78,413,481	-
<b>OTHER</b>						
<b>0975 Other Revenues</b>						
3200 Other Funds Non-Ltd	12,000	18,000	18,000	18,000	18,000	-
3400 Other Funds Ltd	1,285,343	4,226,963	5,232,768	15,479,220	12,158,314	-
3430 Other Funds Debt Svc Ltd	-	-	108,109	-	-	-
All Funds	1,297,343	4,244,963	5,358,877	15,497,220	12,176,314	-
<b>FEDERAL FUNDS REVENUE</b>						

Description	2015-17 Actuals	2017-19 Leg Adopted Budget	2017-19 Leg Approved Budget	2019-21 Agency Request Budget	2019-21 Governor's Budget	2019-21 Leg. Adopted Audit
<b>0995 Federal Funds</b>						
6400 Federal Funds Ltd	24,991,584	35,855,316	36,595,240	38,276,139	38,191,928	-
<b>TRANSFERS IN</b>						
<b>1010 Transfer In - Intrafund</b>						
4400 Lottery Funds Ltd	55,497,045	-	1,250,000	-	-	-
4430 Lottery Funds Debt Svc Ltd	34,014	-	-	-	-	-
3200 Other Funds Non-Ltd	50,509,809	4,800,000	4,800,000	4,800,000	4,800,000	-
3230 Other Funds Debt Svc Non-Ltd	40,070,159	37,131,695	37,131,695	37,131,695	37,131,695	-
3400 Other Funds Ltd	19,568,444	13,813,368	13,856,331	21,468,308	21,468,308	-
3430 Other Funds Debt Svc Ltd	1,328,408	-	-	-	-	-
6400 Federal Funds Ltd	664,031	-	-	-	-	-
All Funds	167,671,910	55,745,063	57,038,026	63,400,003	63,400,003	-
<b>1040 Transfer In Lottery Proceeds</b>						
4400 Lottery Funds Ltd	-	-	-	56,978,110	-	-
4430 Lottery Funds Debt Svc Ltd	-	-	-	11,959,018	-	-
All Funds	-	-	-	68,937,128	-	-
<b>1107 Tsfr From Administrative Svcs</b>						
4400 Lottery Funds Ltd	65,265,098	69,624,110	71,438,053	67,540,658	66,592,215	-
4430 Lottery Funds Debt Svc Ltd	44,944,738	46,776,651	46,776,651	51,998,740	60,553,568	-
3400 Other Funds Ltd	1,198,550	1,713,244	1,713,244	1,908,485	1,908,485	-
3430 Other Funds Debt Svc Ltd	3,268,334	-	-	-	-	-
All Funds	114,676,720	118,114,005	119,927,948	121,447,883	129,054,268	-
<b>1443 Tsfr From Oregon Health Authority</b>						

Oregon Business Development Department

Agency Number: 12300

Budget Support - Detail Revenues and Expenditures  
2019-21 Biennium

Cross Reference Number: 12300-000-00-00-00000

Oregon Business Development Department

Description	2015-17 Actuals	2017-19 Leg Adopted Budget	2017-19 Leg Approved Budget	2019-21 Agency Request Budget	2019-21 Governor's Budget	2019-21 Leg. Adopted Audit
3200 Other Funds Non-Ltd	22,444,092	16,692,000	16,692,000	16,692,000	16,692,000	-
3400 Other Funds Ltd	599,942	740,000	740,000	740,000	740,000	-
All Funds	23,044,034	17,432,000	17,432,000	17,432,000	17,432,000	-
<b>1730 Tsfr From Transportation, Dept</b>						
3400 Other Funds Ltd	1,748,115	5,567,598	5,567,598	2,826,169	2,826,169	-
<b>TRANSFERS IN</b>						
4400 Lottery Funds Ltd	120,762,143	69,624,110	72,688,053	124,518,768	66,592,215	-
4430 Lottery Funds Debt Svc Ltd	44,978,752	46,776,651	46,776,651	63,957,758	60,553,568	-
3200 Other Funds Non-Ltd	72,953,901	21,492,000	21,492,000	21,492,000	21,492,000	-
3230 Other Funds Debt Svc Non-Ltd	40,070,159	37,131,695	37,131,695	37,131,695	37,131,695	-
3400 Other Funds Ltd	23,115,051	21,834,210	21,877,173	26,942,962	26,942,962	-
3430 Other Funds Debt Svc Ltd	4,596,742	-	-	-	-	-
6400 Federal Funds Ltd	664,031	-	-	-	-	-
<b>TOTAL TRANSFERS IN</b>	<b>\$307,140,779</b>	<b>\$196,858,666</b>	<b>\$199,965,572</b>	<b>\$274,043,183</b>	<b>\$212,712,440</b>	-
<b>REVENUE CATEGORIES</b>						
8000 General Fund	5,106,623	15,951,696	15,977,133	7,696,197	7,217,830	-
8030 General Fund Debt Svc	10,689,900	39,144,515	39,036,407	65,725,983	63,349,611	-
4400 Lottery Funds Ltd	120,928,590	69,624,110	72,688,053	124,559,768	66,633,215	-
4430 Lottery Funds Debt Svc Ltd	45,176,708	46,776,651	46,776,651	63,957,758	60,553,568	-
3200 Other Funds Non-Ltd	256,597,880	188,871,936	188,871,936	315,226,263	279,676,263	-
3230 Other Funds Debt Svc Non-Ltd	40,070,787	37,132,440	37,132,440	37,132,440	37,132,440	-
3400 Other Funds Ltd	250,504,265	188,763,520	189,812,288	437,359,586	367,634,972	-
3430 Other Funds Debt Svc Ltd	4,596,742	-	108,109	-	-	-



Description	2015-17 Actuals	2017-19 Leg Adopted Budget	2017-19 Leg Approved Budget	2019-21 Agency Request Budget	2019-21 Governor's Budget	2019-21 Leg. Adopted Audit
6400 Federal Funds Ltd	25,655,615	35,855,316	36,595,240	38,276,139	38,191,928	-
<b>TOTAL REVENUE CATEGORIES</b>	<b>\$759,327,110</b>	<b>\$622,120,184</b>	<b>\$626,998,257</b>	<b>\$1,089,934,134</b>	<b>\$920,389,827</b>	-
<b>TRANSFERS OUT</b>						
<b>2010 Transfer Out - Intrafund</b>						
4400 Lottery Funds Ltd	(55,497,045)	-	(1,250,000)	-	-	-
4430 Lottery Funds Debt Svc Ltd	(34,014)	-	-	-	-	-
3200 Other Funds Non-Ltd	(100,503,175)	(55,536,217)	(55,579,180)	(56,560,795)	(56,560,795)	-
3230 Other Funds Debt Svc Non-Ltd	(335,333)	-	-	-	-	-
3400 Other Funds Ltd	(10,638,312)	(208,846)	(208,846)	(6,839,208)	(6,839,208)	-
6400 Federal Funds Ltd	(664,031)	-	-	-	-	-
All Funds	(167,671,910)	(55,745,063)	(57,038,026)	(63,400,003)	(63,400,003)	-
<b>2107 Tsfr To Administrative Svcs</b>						
4400 Lottery Funds Ltd	(3,400,371)	(3,409,893)	(3,409,893)	-	-	-
3200 Other Funds Non-Ltd	(1,149,220)	-	-	-	-	-
3400 Other Funds Ltd	(799,394)	-	-	-	-	-
All Funds	(5,348,985)	(3,409,893)	(3,409,893)	-	-	-
<b>2121 Tsfr To Governor, Office of the</b>						
3400 Other Funds Ltd	(723,200)	(773,200)	(773,200)	(848,200)	(848,200)	-
<b>2443 Tsfr To Oregon Health Authority</b>						
3200 Other Funds Non-Ltd	(375,000)	-	-	-	-	-
<b>TRANSFERS OUT</b>						
4400 Lottery Funds Ltd	(58,897,416)	(3,409,893)	(4,659,893)	-	-	-
4430 Lottery Funds Debt Svc Ltd	(34,014)	-	-	-	-	-

**Oregon Business Development Department**

**Agency Number: 12300**

**Budget Support - Detail Revenues and Expenditures**

**Cross Reference Number: 12300-000-00-00-00000**

**2019-21 Biennium**

**Oregon Business Development Department**

<i>Description</i>	<i>2015-17 Actuals</i>	<i>2017-19 Leg Adopted Budget</i>	<i>2017-19 Leg Approved Budget</i>	<i>2019-21 Agency Request Budget</i>	<i>2019-21 Governor's Budget</i>	<i>2019-21 Leg. Adopted Audit</i>
3200 Other Funds Non-Ltd	(102,027,395)	(55,536,217)	(55,579,180)	(56,560,795)	(56,560,795)	-
3230 Other Funds Debt Svc Non-Ltd	(335,333)	-	-	-	-	-
3400 Other Funds Ltd	(12,160,906)	(982,046)	(982,046)	(7,687,408)	(7,687,408)	-
6400 Federal Funds Ltd	(664,031)	-	-	-	-	-
<b>TOTAL TRANSFERS OUT</b>	<b>(\$174,119,095)</b>	<b>(\$59,928,156)</b>	<b>(\$61,221,119)</b>	<b>(\$64,248,203)</b>	<b>(\$64,248,203)</b>	<b>-</b>
<b>AVAILABLE REVENUES</b>						
8000 General Fund	5,106,623	15,951,696	15,977,133	7,696,197	7,217,830	-
8030 General Fund Debt Svc	10,689,900	39,144,515	39,036,407	65,725,983	63,349,611	-
4400 Lottery Funds Ltd	65,573,534	76,970,308	78,784,251	128,809,768	73,195,229	-
4430 Lottery Funds Debt Svc Ltd	45,224,700	49,761,252	49,761,252	63,957,758	60,553,568	-
3200 Other Funds Non-Ltd	392,947,291	352,656,472	352,613,509	466,665,333	431,115,333	-
3230 Other Funds Debt Svc Non-Ltd	44,040,750	40,854,241	40,854,241	40,932,440	40,932,440	-
3400 Other Funds Ltd	309,314,471	418,633,332	419,682,100	634,712,913	564,988,299	-
3430 Other Funds Debt Svc Ltd	4,610,611	13,869	121,978	-	-	-
6400 Federal Funds Ltd	39,125,824	43,458,708	44,198,632	50,845,139	50,760,928	-
<b>TOTAL AVAILABLE REVENUES</b>	<b>\$916,633,704</b>	<b>\$1,037,444,393</b>	<b>\$1,041,029,503</b>	<b>\$1,459,345,531</b>	<b>\$1,292,113,238</b>	<b>-</b>
<b>EXPENDITURES</b>						
<b>PERSONAL SERVICES</b>						
<b>SALARIES &amp; WAGES</b>						
<b>3110 Class/Unclass Sal. and Per Diem</b>						
8000 General Fund	987,551	736,323	757,371	849,468	849,468	-
4400 Lottery Funds Ltd	10,122,293	10,313,371	10,570,971	11,081,841	11,602,429	-
3400 Other Funds Ltd	8,060,600	9,162,399	9,446,990	10,632,533	10,650,269	-

Description	2015-17 Actuals	2017-19 Leg Adopted Budget	2017-19 Leg Approved Budget	2019-21 Agency Request Budget	2019-21 Governor's Budget	2019-21 Leg. Adopted Audit
6400 Federal Funds Ltd	422,959	810,851	838,553	958,942	958,942	-
All Funds	19,593,403	21,022,944	21,613,885	23,522,784	24,061,108	-
<b>3160 Temporary Appointments</b>						
4400 Lottery Funds Ltd	64,611	74,340	74,340	77,165	77,165	-
3400 Other Funds Ltd	69,921	774	774	803	803	-
All Funds	134,532	75,114	75,114	77,968	77,968	-
<b>3170 Overtime Payments</b>						
8000 General Fund	807	-	-	-	-	-
4400 Lottery Funds Ltd	3,393	-	-	-	-	-
3400 Other Funds Ltd	3,593	3,029	3,029	3,144	3,144	-
All Funds	7,793	3,029	3,029	3,144	3,144	-
<b>3190 All Other Differential</b>						
4400 Lottery Funds Ltd	53,359	-	-	-	-	-
3400 Other Funds Ltd	50,419	5,596	5,596	5,809	5,809	-
All Funds	103,778	5,596	5,596	5,809	5,809	-
<b>SALARIES &amp; WAGES</b>						
8000 General Fund	988,358	736,323	757,371	849,468	849,468	-
4400 Lottery Funds Ltd	10,243,656	10,387,711	10,645,311	11,159,006	11,679,594	-
3400 Other Funds Ltd	8,184,533	9,171,798	9,456,389	10,642,289	10,660,025	-
6400 Federal Funds Ltd	422,959	810,851	838,553	958,942	958,942	-
<b>TOTAL SALARIES &amp; WAGES</b>	<b>\$19,839,506</b>	<b>\$21,106,683</b>	<b>\$21,697,624</b>	<b>\$23,609,705</b>	<b>\$24,148,029</b>	<b>-</b>
<b>OTHER PAYROLL EXPENSES</b>						
<b>3210 Empl. Rel. Bd. Assessments</b>						

Description	2015-17 Actuals	2017-19 Leg Adopted Budget	2017-19 Leg Approved Budget	2019-21 Agency Request Budget	2019-21 Governor's Budget	2019-21 Leg. Adopted Audit
8000 General Fund	203	299	299	320	320	-
4400 Lottery Funds Ltd	2,463	3,416	3,416	3,785	4,012	-
3400 Other Funds Ltd	2,492	3,650	3,650	3,899	3,899	-
6400 Federal Funds Ltd	134	330	330	351	351	-
All Funds	5,292	7,695	7,695	8,355	8,582	-
<b>3220 Public Employees' Retire Cont</b>						
8000 General Fund	134,539	140,562	142,481	144,153	144,153	-
4400 Lottery Funds Ltd	1,596,760	1,968,822	2,004,937	1,880,585	1,968,928	-
3400 Other Funds Ltd	1,255,295	1,749,952	1,782,060	1,805,148	1,808,158	-
6400 Federal Funds Ltd	68,893	154,789	157,650	162,731	162,731	-
All Funds	3,055,487	4,014,125	4,087,128	3,992,617	4,083,970	-
<b>3221 Pension Obligation Bond</b>						
8000 General Fund	57,259	48,362	41,831	47,876	47,876	-
4400 Lottery Funds Ltd	578,900	641,080	585,914	610,468	610,468	-
3400 Other Funds Ltd	481,344	510,107	521,016	578,319	578,319	-
6400 Federal Funds Ltd	25,843	47,060	46,065	50,237	50,237	-
All Funds	1,143,346	1,246,609	1,194,826	1,286,900	1,286,900	-
<b>3230 Social Security Taxes</b>						
8000 General Fund	73,944	56,329	60,062	64,984	64,984	-
4400 Lottery Funds Ltd	733,846	788,483	788,483	847,186	887,012	-
3400 Other Funds Ltd	610,652	701,643	701,643	814,137	815,494	-
6400 Federal Funds Ltd	31,661	62,028	62,028	73,357	73,357	-
All Funds	1,450,103	1,608,483	1,612,216	1,799,664	1,840,847	-

Description	2015-17 Actuals	2017-19 Leg Adopted Budget	2017-19 Leg Approved Budget	2019-21 Agency Request Budget	2019-21 Governor's Budget	2019-21 Leg. Adopted Audit
<b>3240 Unemployment Assessments</b>						
8000 General Fund	-	1	1	1	1	-
4400 Lottery Funds Ltd	16,642	39,709	39,709	41,218	41,218	-
3400 Other Funds Ltd	14,742	93,750	93,750	97,313	97,313	-
All Funds	31,384	133,460	133,460	138,532	138,532	-
<b>3250 Worker's Comp. Assess. (WCD)</b>						
8000 General Fund	423	362	362	305	305	-
4400 Lottery Funds Ltd	3,780	4,213	4,213	3,652	3,873	-
3400 Other Funds Ltd	3,383	4,410	4,410	3,710	3,710	-
6400 Federal Funds Ltd	169	399	399	337	337	-
All Funds	7,755	9,384	9,384	8,004	8,225	-
<b>3260 Mass Transit Tax</b>						
8000 General Fund	5,930	5,798	5,798	5,097	5,097	-
4400 Lottery Funds Ltd	56,213	66,721	66,721	67,062	65,453	-
3400 Other Funds Ltd	44,877	53,599	53,599	61,575	61,575	-
All Funds	107,020	126,118	126,118	133,734	132,125	-
<b>3270 Flexible Benefits</b>						
8000 General Fund	209,711	175,414	180,682	185,139	185,139	-
4400 Lottery Funds Ltd	1,861,319	2,033,498	2,108,892	2,216,591	2,348,531	-
3400 Other Funds Ltd	1,817,044	2,129,769	2,208,735	2,247,843	2,247,843	-
6400 Federal Funds Ltd	93,914	195,015	202,246	205,819	205,819	-
All Funds	3,981,988	4,533,696	4,700,555	4,855,392	4,987,332	-
<b>3280 Other OPE</b>						

Description	2015-17 Actuals	2017-19 Leg Adopted Budget	2017-19 Leg Approved Budget	2019-21 Agency Request Budget	2019-21 Governor's Budget	2019-21 Leg. Adopted Audit
4400 Lottery Funds Ltd	18,014	500,568	500,568	500,568	500,568	-
3400 Other Funds Ltd	-	109,377	109,377	109,377	109,377	-
All Funds	18,014	609,945	609,945	609,945	609,945	-
<b>OTHER PAYROLL EXPENSES</b>						
8000 General Fund	482,009	427,127	431,516	447,875	447,875	-
4400 Lottery Funds Ltd	4,867,937	6,046,510	6,102,853	6,171,115	6,430,063	-
3400 Other Funds Ltd	4,229,829	5,356,257	5,478,240	5,721,321	5,725,688	-
6400 Federal Funds Ltd	220,614	459,621	468,718	492,832	492,832	-
<b>TOTAL OTHER PAYROLL EXPENSES</b>	<b>\$9,800,389</b>	<b>\$12,289,515</b>	<b>\$12,481,327</b>	<b>\$12,833,143</b>	<b>\$13,096,458</b>	-
<b>P.S. BUDGET ADJUSTMENTS</b>						
<b>3455 Vacancy Savings</b>						
4400 Lottery Funds Ltd	-	(556,014)	(556,014)	(441,024)	(441,024)	-
3400 Other Funds Ltd	-	(439,502)	(439,502)	(180,810)	(180,810)	-
6400 Federal Funds Ltd	-	(16,682)	(16,682)	(15,944)	(15,944)	-
All Funds	-	(1,012,198)	(1,012,198)	(637,778)	(637,778)	-
<b>3465 Reconciliation Adjustment</b>						
8000 General Fund	-	(16,728)	(16,728)	-	-	-
4400 Lottery Funds Ltd	-	3,452	3,452	-	3,938	-
3400 Other Funds Ltd	-	37,517	37,517	-	-	-
All Funds	-	24,241	24,241	-	3,938	-
<b>P.S. BUDGET ADJUSTMENTS</b>						
8000 General Fund	-	(16,728)	(16,728)	-	-	-
4400 Lottery Funds Ltd	-	(552,562)	(552,562)	(441,024)	(437,086)	-

Description	2015-17 Actuals	2017-19 Leg Adopted Budget	2017-19 Leg Approved Budget	2019-21 Agency Request Budget	2019-21 Governor's Budget	2019-21 Leg. Adopted Audit
3400 Other Funds Ltd	-	(401,985)	(401,985)	(180,810)	(180,810)	-
6400 Federal Funds Ltd	-	(16,682)	(16,682)	(15,944)	(15,944)	-
<b>TOTAL P.S. BUDGET ADJUSTMENTS</b>	-	<b>(\$987,957)</b>	<b>(\$987,957)</b>	<b>(\$637,778)</b>	<b>(\$633,840)</b>	-
<b>PERSONAL SERVICES</b>						
8000 General Fund	1,470,367	1,146,722	1,172,159	1,297,343	1,297,343	-
4400 Lottery Funds Ltd	15,111,593	15,881,659	16,195,602	16,889,097	17,672,571	-
3400 Other Funds Ltd	12,414,362	14,126,070	14,532,644	16,182,800	16,204,903	-
6400 Federal Funds Ltd	643,573	1,253,790	1,290,589	1,435,830	1,435,830	-
<b>TOTAL PERSONAL SERVICES</b>	<b>\$29,639,895</b>	<b>\$32,408,241</b>	<b>\$33,190,994</b>	<b>\$35,805,070</b>	<b>\$36,610,647</b>	-
<b>SERVICES &amp; SUPPLIES</b>						
<b>4100 Instate Travel</b>						
8000 General Fund	91,091	54,775	54,775	51,666	51,666	-
4400 Lottery Funds Ltd	302,724	343,233	343,233	361,776	361,276	-
3400 Other Funds Ltd	314,636	290,287	290,287	301,318	301,318	-
6400 Federal Funds Ltd	10,838	59,271	59,271	61,523	61,523	-
All Funds	719,289	747,566	747,566	776,283	775,783	-
<b>4125 Out of State Travel</b>						
8000 General Fund	30,074	2,466	2,466	2,560	2,560	-
4400 Lottery Funds Ltd	217,572	541,947	541,947	568,041	562,541	-
3400 Other Funds Ltd	132,360	86,113	86,113	89,385	89,385	-
6400 Federal Funds Ltd	85,442	43,674	43,674	45,333	45,333	-
All Funds	465,448	674,200	674,200	705,319	699,819	-
<b>4150 Employee Training</b>						

Budget Support - Detail Revenues and Expenditures

Cross Reference Number: 12300-000-00-00-00000

2019-21 Biennium

Oregon Business Development Department

Description	2015-17 Actuals	2017-19 Leg Adopted Budget	2017-19 Leg Approved Budget	2019-21 Agency Request Budget	2019-21 Governor's Budget	2019-21 Leg. Adopted Audit
8000 General Fund	20,574	18,784	18,784	19,498	19,498	-
4400 Lottery Funds Ltd	85,238	80,334	80,334	87,686	85,886	-
3400 Other Funds Ltd	55,823	69,598	69,598	72,242	72,242	-
6400 Federal Funds Ltd	3,698	14,383	14,383	14,929	14,929	-
All Funds	165,333	183,099	183,099	194,355	192,555	-
<b>4175 Office Expenses</b>						
8000 General Fund	13,351	24,514	24,514	22,851	22,851	-
4400 Lottery Funds Ltd	95,641	122,157	122,157	133,199	135,799	-
3400 Other Funds Ltd	110,227	165,748	165,748	172,047	172,047	-
6400 Federal Funds Ltd	3,207	51,727	51,727	53,693	53,693	-
All Funds	222,426	364,146	364,146	381,790	384,390	-
<b>4200 Telecommunications</b>						
8000 General Fund	12,898	14,064	14,064	14,598	14,598	-
4400 Lottery Funds Ltd	160,300	107,320	107,320	119,598	128,898	-
3400 Other Funds Ltd	93,010	108,571	108,571	112,697	112,697	-
6400 Federal Funds Ltd	1,822	1,715	1,715	1,780	1,780	-
All Funds	268,030	231,670	231,670	248,673	257,973	-
<b>4225 State Gov. Service Charges</b>						
8000 General Fund	50,668	42,500	42,500	48,875	47,213	-
4400 Lottery Funds Ltd	546,338	538,607	538,607	1,041,977	1,023,185	-
3200 Other Funds Non-Ltd	21,273	72,062	72,062	72,062	72,062	-
3400 Other Funds Ltd	401,208	366,629	366,629	708,719	694,781	-
6400 Federal Funds Ltd	486	1,053	1,053	1,053	1,053	-



Description	2015-17 Actuals	2017-19 Leg Adopted Budget	2017-19 Leg Approved Budget	2019-21 Agency Request Budget	2019-21 Governor's Budget	2019-21 Leg. Adopted Audit
All Funds	1,019,973	1,020,851	1,020,851	1,872,686	1,838,294	-
<b>4250 Data Processing</b>						
8000 General Fund	30	535	535	555	555	-
4400 Lottery Funds Ltd	11,863	173,138	173,138	179,717	167,690	-
3400 Other Funds Ltd	54,753	166,214	166,214	172,529	171,827	-
6400 Federal Funds Ltd	-	3,983	3,983	4,134	4,134	-
All Funds	66,646	343,870	343,870	356,935	344,206	-
<b>4275 Publicity and Publications</b>						
8000 General Fund	13,170	13,730	13,730	14,252	14,252	-
4400 Lottery Funds Ltd	164,733	87,006	87,006	90,312	89,434	-
3400 Other Funds Ltd	462,553	1,128,504	1,128,504	1,171,386	1,171,386	-
6400 Federal Funds Ltd	49,075	40,751	40,751	42,299	42,299	-
All Funds	689,531	1,269,991	1,269,991	1,318,249	1,317,371	-
<b>4300 Professional Services</b>						
8000 General Fund	228,802	275,000	275,000	260,500	260,500	-
4400 Lottery Funds Ltd	2,195,376	610,372	610,372	636,008	636,008	-
3200 Other Funds Non-Ltd	-	90,681	90,681	94,490	94,490	-
3400 Other Funds Ltd	1,841,477	2,418,969	2,418,969	2,520,566	2,520,566	-
6400 Federal Funds Ltd	58,215	258,288	258,288	269,136	269,136	-
All Funds	4,323,870	3,653,310	3,653,310	3,780,700	3,780,700	-
<b>4315 IT Professional Services</b>						
8000 General Fund	66,721	30,000	30,000	31,260	31,260	-
4400 Lottery Funds Ltd	102,970	8,091	8,091	8,431	8,431	-

Description	2015-17 Actuals	2017-19 Leg Adopted Budget	2017-19 Leg Approved Budget	2019-21 Agency Request Budget	2019-21 Governor's Budget	2019-21 Leg. Adopted Audit
3400 Other Funds Ltd	422,988	111,913	111,913	116,613	116,613	-
All Funds	592,679	150,004	150,004	156,304	156,304	-
<b>4325 Attorney General</b>						
8000 General Fund	19,635	30,155	30,155	30,221	28,423	-
4400 Lottery Funds Ltd	124,137	154,206	154,206	185,262	218,239	-
3200 Other Funds Non-Ltd	57,275	192,508	192,508	231,279	217,518	-
3400 Other Funds Ltd	134,159	119,144	119,144	143,139	134,622	-
6400 Federal Funds Ltd	3,487	20,392	20,392	24,499	23,041	-
All Funds	338,693	516,405	516,405	614,400	621,843	-
<b>4350 Dispute Resolution Services</b>						
3400 Other Funds Ltd	4,935	242,073	242,073	251,272	251,272	-
<b>4375 Employee Recruitment and Develop</b>						
8000 General Fund	578	3,500	3,500	3,633	3,633	-
4400 Lottery Funds Ltd	5,379	10,294	10,294	10,686	10,686	-
3400 Other Funds Ltd	4,219	12,176	12,176	12,638	12,638	-
6400 Federal Funds Ltd	-	9,847	9,847	10,221	10,221	-
All Funds	10,176	35,817	35,817	37,178	37,178	-
<b>4400 Dues and Subscriptions</b>						
8000 General Fund	127,090	10,000	10,000	10,380	10,380	-
4400 Lottery Funds Ltd	145,084	59,498	59,498	64,759	61,759	-
3400 Other Funds Ltd	55,034	20,516	20,516	21,296	21,296	-
6400 Federal Funds Ltd	12,017	23,207	23,207	24,089	24,089	-
All Funds	339,225	113,221	113,221	120,524	117,524	-

Description	2015-17 Actuals	2017-19 Leg Adopted Budget	2017-19 Leg Approved Budget	2019-21 Agency Request Budget	2019-21 Governor's Budget	2019-21 Leg. Adopted Audit
<b>4425 Facilities Rental and Taxes</b>						
8000 General Fund	60,465	71,876	71,876	72,012	72,012	-
4400 Lottery Funds Ltd	962,113	1,116,477	1,116,477	1,158,903	1,158,903	-
3400 Other Funds Ltd	479,095	404,823	404,823	420,205	420,205	-
6400 Federal Funds Ltd	-	58,410	58,410	60,629	60,629	-
All Funds	1,501,673	1,651,586	1,651,586	1,711,749	1,711,749	-
<b>4450 Fuels and Utilities</b>						
4400 Lottery Funds Ltd	15,062	-	-	-	-	-
3400 Other Funds Ltd	10,558	-	-	-	-	-
All Funds	25,620	-	-	-	-	-
<b>4475 Facilities Maintenance</b>						
4400 Lottery Funds Ltd	8,248	-	-	-	-	-
3400 Other Funds Ltd	2,357	-	-	-	-	-
All Funds	10,605	-	-	-	-	-
<b>4575 Agency Program Related S and S</b>						
8000 General Fund	16,200	-	-	-	-	-
4400 Lottery Funds Ltd	174,268	-	-	20,622,347	72,347	-
3400 Other Funds Ltd	64,814	9,297	9,297	59,650	4,032	-
6400 Federal Funds Ltd	7,000	42,109	42,109	43,709	43,709	-
All Funds	262,282	51,406	51,406	20,725,706	120,088	-
<b>4650 Other Services and Supplies</b>						
8000 General Fund	2,307	8,042	8,042	8,348	7,207	-
4400 Lottery Funds Ltd	34,722	40,073	40,073	1,791,596	41,596	-

Description	2015-17 Actuals	2017-19 Leg Adopted Budget	2017-19 Leg Approved Budget	2019-21 Agency Request Budget	2019-21 Governor's Budget	2019-21 Leg. Adopted Audit
3200 Other Funds Non-Ltd	300,747	162,225	162,225	168,389	168,389	-
3400 Other Funds Ltd	997,253	2,947,083	2,989,277	8,385,964	6,579,008	-
6400 Federal Funds Ltd	61	5,246	308,371	320,089	320,089	-
All Funds	1,335,090	3,162,669	3,507,988	10,674,386	7,116,289	-
<b>4700 Expendable Prop 250 - 5000</b>						
8000 General Fund	4,216	5,379	5,379	5,584	5,584	-
4400 Lottery Funds Ltd	11,128	118,676	118,676	129,186	144,786	-
3400 Other Funds Ltd	50,310	59,524	59,524	61,786	61,786	-
6400 Federal Funds Ltd	-	47,924	47,924	49,745	49,745	-
All Funds	65,654	231,503	231,503	246,301	261,901	-
<b>4715 IT Expendable Property</b>						
8000 General Fund	11,118	10,000	10,000	10,380	10,380	-
4400 Lottery Funds Ltd	731,598	59,713	59,713	66,482	61,982	-
3400 Other Funds Ltd	71,996	13,562	13,562	14,078	14,078	-
6400 Federal Funds Ltd	714	-	-	-	-	-
All Funds	815,426	83,275	83,275	90,940	86,440	-
<b>SERVICES &amp; SUPPLIES</b>						
8000 General Fund	768,988	615,320	615,320	607,173	602,572	-
4400 Lottery Funds Ltd	6,094,494	4,171,142	4,171,142	27,255,966	4,969,446	-
3200 Other Funds Non-Ltd	379,295	517,476	517,476	566,220	552,459	-
3400 Other Funds Ltd	5,763,765	8,740,744	8,782,938	14,807,530	12,921,799	-
6400 Federal Funds Ltd	236,062	681,980	985,105	1,026,861	1,025,403	-
<b>TOTAL SERVICES &amp; SUPPLIES</b>	<b>\$13,242,604</b>	<b>\$14,726,662</b>	<b>\$15,071,981</b>	<b>\$44,263,750</b>	<b>\$20,071,679</b>	<b>-</b>

Description	2015-17 Actuals	2017-19 Leg Adopted Budget	2017-19 Leg Approved Budget	2019-21 Agency Request Budget	2019-21 Governor's Budget	2019-21 Leg. Adopted Audit
<b>CAPITAL OUTLAY</b>						
<b>5150 Telecommunications Equipment</b>						
8000 General Fund	637	-	-	-	-	-
4400 Lottery Funds Ltd	29,641	-	-	-	-	-
3400 Other Funds Ltd	26,265	-	-	-	-	-
All Funds	56,543	-	-	-	-	-
<b>5350 Industrial and Heavy Equipment</b>						
3400 Other Funds Ltd	942,494	-	-	-	-	-
<b>5600 Data Processing Hardware</b>						
4400 Lottery Funds Ltd	9,082	-	-	-	-	-
<b>5900 Other Capital Outlay</b>						
3400 Other Funds Ltd	10,180	-	-	-	-	-
<b>CAPITAL OUTLAY</b>						
8000 General Fund	637	-	-	-	-	-
4400 Lottery Funds Ltd	38,723	-	-	-	-	-
3400 Other Funds Ltd	978,939	-	-	-	-	-
<b>TOTAL CAPITAL OUTLAY</b>	<b>\$1,018,299</b>	-	-	-	-	-
<b>SPECIAL PAYMENTS</b>						
<b>6015 Dist to Cities</b>						
8000 General Fund	6,220	22,140	22,140	22,981	22,981	-
4400 Lottery Funds Ltd	-	379,082	379,082	393,487	393,487	-
3200 Other Funds Non-Ltd	7,518,301	4,051,500	4,051,500	4,205,457	4,205,457	-
3400 Other Funds Ltd	1,834,317	-	-	-	-	-

Description	2015-17 Actuals	2017-19 Leg Adopted Budget	2017-19 Leg Approved Budget	2019-21 Agency Request Budget	2019-21 Governor's Budget	2019-21 Leg. Adopted Audit
6400 Federal Funds Ltd	18,890,160	20,530,581	20,530,581	21,310,743	21,310,743	-
All Funds	28,248,998	24,983,303	24,983,303	25,932,668	25,932,668	-
<b>6020 Dist to Counties</b>						
4400 Lottery Funds Ltd	144,818	137,948	137,948	143,190	143,190	-
3200 Other Funds Non-Ltd	1,013,831	250,000	250,000	259,500	259,500	-
3400 Other Funds Ltd	3,117,870	855,242	855,242	887,741	887,741	-
6400 Federal Funds Ltd	2,250,582	8,963,349	8,963,349	9,303,956	9,303,956	-
All Funds	6,527,101	10,206,539	10,206,539	10,594,387	10,594,387	-
<b>6025 Dist to Other Gov Unit</b>						
8000 General Fund	175,000	2,000,000	2,000,000	-	-	-
4400 Lottery Funds Ltd	1,604,889	614,750	1,614,750	638,111	638,111	-
3200 Other Funds Non-Ltd	4,592,947	44,755,000	44,755,000	67,455,690	47,455,690	-
3400 Other Funds Ltd	8,183,632	78,371,695	78,971,695	152,481,119	102,481,119	-
6400 Federal Funds Ltd	421,000	-	-	-	-	-
All Funds	14,977,468	125,741,445	127,341,445	220,574,920	150,574,920	-
<b>6030 Dist to Non-Gov Units</b>						
8000 General Fund	3,000	11,870,787	11,870,787	5,460,697	4,986,931	-
4400 Lottery Funds Ltd	1,272,667	25,076,587	25,076,587	54,991,622	24,376,159	-
3200 Other Funds Non-Ltd	-	1,091,500	1,091,500	12,182,977	9,682,977	-
3400 Other Funds Ltd	111,632	13,557,437	13,557,437	26,258,620	18,758,620	-
6400 Federal Funds Ltd	845,676	6,004,705	6,404,705	6,648,083	6,648,083	-
All Funds	2,232,975	57,601,016	58,001,016	105,541,999	64,452,770	-
<b>6035 Dist to Individuals</b>						

Description	2015-17 Actuals	2017-19 Leg Adopted Budget	2017-19 Leg Approved Budget	2019-21 Agency Request Budget	2019-21 Governor's Budget	2019-21 Leg. Adopted Audit
8000 General Fund	199,328	296,727	296,727	308,003	308,003	-
4400 Lottery Funds Ltd	16,484	-	-	500,000	500,000	-
3400 Other Funds Ltd	251,700	-	-	4,500,000	4,500,000	-
6400 Federal Funds Ltd	26,065	75,048	75,048	77,900	77,900	-
All Funds	493,577	371,775	371,775	5,385,903	5,385,903	-
<b>6040 Dist to Local School Districts</b>						
3400 Other Funds Ltd	12,363,744	257,490,000	257,490,000	358,535,381	358,535,381	-
6400 Federal Funds Ltd	173,124	-	-	-	-	-
All Funds	12,536,868	257,490,000	257,490,000	358,535,381	358,535,381	-
<b>6045 Dist to Comm College Districts</b>						
4400 Lottery Funds Ltd	1,980,146	311,100	311,100	322,922	322,922	-
3400 Other Funds Ltd	1,938,323	-	-	-	-	-
All Funds	3,918,469	311,100	311,100	322,922	322,922	-
<b>6048 Spc Pmt to Public Universities</b>						
8000 General Fund	59,651	-	-	-	-	-
4400 Lottery Funds Ltd	2,724,701	-	-	-	-	-
3200 Other Funds Non-Ltd	85,000	-	-	-	-	-
3400 Other Funds Ltd	159,192	-	-	-	-	-
6400 Federal Funds Ltd	59,651	-	-	-	-	-
All Funds	3,088,195	-	-	-	-	-
<b>6050 Dist to Non-Profit Organizations</b>						
8000 General Fund	1,568,209	-	-	-	-	-
4400 Lottery Funds Ltd	23,181,828	19,483,418	19,483,418	20,223,788	19,723,788	-

Description	2015-17 Actuals	2017-19 Leg Adopted Budget	2017-19 Leg Approved Budget	2019-21 Agency Request Budget	2019-21 Governor's Budget	2019-21 Leg. Adopted Audit
3200 Other Funds Non-Ltd	275,872	-	-	-	-	-
3400 Other Funds Ltd	7,762,655	5,008,690	5,008,690	4,609,541	4,609,541	-
6400 Federal Funds Ltd	1,497,788	-	-	-	-	-
All Funds	34,286,352	24,492,108	24,492,108	24,833,329	24,333,329	-
<b>6080 Loans Made - Other</b>						
4400 Lottery Funds Ltd	6,074,458	-	-	-	-	-
3200 Other Funds Non-Ltd	70,911,594	150,089,109	150,089,109	248,742,495	243,192,495	-
3400 Other Funds Ltd	2,500,000	-	-	-	-	-
6400 Federal Funds Ltd	880,384	3,208,150	3,208,150	3,330,060	3,330,060	-
All Funds	80,366,436	153,297,259	153,297,259	252,072,555	246,522,555	-
<b>6085 Other Special Payments</b>						
4400 Lottery Funds Ltd	-	158,531	658,531	2,778,155	164,555	-
3400 Other Funds Ltd	190,412	7,259	7,259	7,535	7,535	-
All Funds	190,412	165,790	665,790	2,785,690	172,090	-
<b>6634 Spc Pmt to Parks and Rec Dept</b>						
3400 Other Funds Ltd	241,602	260,000	260,000	260,000	260,000	-
<b>SPECIAL PAYMENTS</b>						
8000 General Fund	2,011,408	14,189,654	14,189,654	5,791,681	5,317,915	-
4400 Lottery Funds Ltd	36,999,991	46,161,416	47,661,416	79,991,275	46,262,212	-
3200 Other Funds Non-Ltd	84,397,545	200,237,109	200,237,109	332,846,119	304,796,119	-
3400 Other Funds Ltd	38,655,079	355,550,323	356,150,323	547,539,937	490,039,937	-
6400 Federal Funds Ltd	25,044,430	38,781,833	39,181,833	40,670,742	40,670,742	-
<b>TOTAL SPECIAL PAYMENTS</b>	<b>\$187,108,453</b>	<b>\$654,920,335</b>	<b>\$657,420,335</b>	<b>\$1,006,839,754</b>	<b>\$887,086,925</b>	-



Description	2015-17 Actuals	2017-19 Leg Adopted Budget	2017-19 Leg Approved Budget	2019-21 Agency Request Budget	2019-21 Governor's Budget	2019-21 Leg. Adopted Audit
<b>DEBT SERVICE</b>						
<b>7100 Principal - Bonds</b>						
8030 General Fund Debt Svc	5,457,500	17,625,000	17,625,000	30,305,000	29,180,000	-
4430 Lottery Funds Debt Svc Ltd	34,263,349	40,433,907	40,433,907	42,323,580	41,003,580	-
3230 Other Funds Debt Svc Non-Ltd	34,245,000	29,455,625	29,455,625	29,455,625	29,455,625	-
3430 Other Funds Debt Svc Ltd	2,771,623	-	-	-	-	-
All Funds	76,737,472	87,514,532	87,514,532	102,084,205	99,639,205	-
<b>7150 Interest - Bonds</b>						
8030 General Fund Debt Svc	5,102,195	21,519,515	21,411,407	35,420,983	34,169,611	-
4430 Lottery Funds Debt Svc Ltd	7,987,967	9,327,345	9,327,345	21,634,178	19,549,988	-
3230 Other Funds Debt Svc Non-Ltd	6,287,606	7,676,071	7,676,071	7,676,071	7,676,071	-
3430 Other Funds Debt Svc Ltd	1,819,662	-	108,109	-	-	-
All Funds	21,197,430	38,522,931	38,522,932	64,731,232	61,395,670	-
<b>DEBT SERVICE</b>						
8030 General Fund Debt Svc	10,559,695	39,144,515	39,036,407	65,725,983	63,349,611	-
4430 Lottery Funds Debt Svc Ltd	42,251,316	49,761,252	49,761,252	63,957,758	60,553,568	-
3230 Other Funds Debt Svc Non-Ltd	40,532,606	37,131,696	37,131,696	37,131,696	37,131,696	-
3430 Other Funds Debt Svc Ltd	4,591,285	-	108,109	-	-	-
<b>TOTAL DEBT SERVICE</b>	<b>\$97,934,902</b>	<b>\$126,037,463</b>	<b>\$126,037,464</b>	<b>\$166,815,437</b>	<b>\$161,034,875</b>	<b>-</b>
<b>EXPENDITURES</b>						
8000 General Fund	4,251,400	15,951,696	15,977,133	7,696,197	7,217,830	-
8030 General Fund Debt Svc	10,559,695	39,144,515	39,036,407	65,725,983	63,349,611	-
4400 Lottery Funds Ltd	58,244,801	66,214,217	68,028,160	124,136,338	68,904,229	-

**Oregon Business Development Department**

**Agency Number: 12300**

**Budget Support - Detail Revenues and Expenditures**

**Cross Reference Number: 12300-000-00-00-00000**

**2019-21 Biennium**

**Oregon Business Development Department**

<i>Description</i>	<i>2015-17 Actuals</i>	<i>2017-19 Leg Adopted Budget</i>	<i>2017-19 Leg Approved Budget</i>	<i>2019-21 Agency Request Budget</i>	<i>2019-21 Governor's Budget</i>	<i>2019-21 Leg. Adopted Audit</i>
4430 Lottery Funds Debt Svc Ltd	42,251,316	49,761,252	49,761,252	63,957,758	60,553,568	-
3200 Other Funds Non-Ltd	84,776,840	200,754,585	200,754,585	333,412,339	305,348,578	-
3230 Other Funds Debt Svc Non-Ltd	40,532,606	37,131,696	37,131,696	37,131,696	37,131,696	-
3400 Other Funds Ltd	57,812,145	378,417,137	379,465,905	578,530,267	519,166,639	-
3430 Other Funds Debt Svc Ltd	4,591,285	-	108,109	-	-	-
6400 Federal Funds Ltd	25,924,065	40,717,603	41,457,527	43,133,433	43,131,975	-
<b>TOTAL EXPENDITURES</b>	<b>\$328,944,153</b>	<b>\$828,092,701</b>	<b>\$831,720,774</b>	<b>\$1,253,724,011</b>	<b>\$1,104,804,126</b>	<b>-</b>
<b>REVERSIONS</b>						
<b>9900 Reversions</b>						
8000 General Fund	(855,223)	-	-	-	-	-
8030 General Fund Debt Svc	(130,205)	-	-	-	-	-
All Funds	(985,428)	-	-	-	-	-
<b>ENDING BALANCE</b>						
4400 Lottery Funds Ltd	7,328,733	10,756,091	10,756,091	4,673,430	4,291,000	-
4430 Lottery Funds Debt Svc Ltd	2,973,384	-	-	-	-	-
3200 Other Funds Non-Ltd	308,170,451	151,901,887	151,858,924	133,252,994	125,766,755	-
3230 Other Funds Debt Svc Non-Ltd	3,508,144	3,722,545	3,722,545	3,800,744	3,800,744	-
3400 Other Funds Ltd	251,502,326	40,216,195	40,216,195	56,182,646	45,821,660	-
3430 Other Funds Debt Svc Ltd	19,326	13,869	13,869	-	-	-
6400 Federal Funds Ltd	13,201,759	2,741,105	2,741,105	7,711,706	7,628,953	-
<b>TOTAL ENDING BALANCE</b>	<b>\$586,704,123</b>	<b>\$209,351,692</b>	<b>\$209,308,729</b>	<b>\$205,621,520</b>	<b>\$187,309,112</b>	<b>-</b>
<b>AUTHORIZED POSITIONS</b>						
8150 Class/Unclass Positions	139	136	136	138	146	-

**Oregon Business Development Department**

**Agency Number: 12300**

Budget Support - Detail Revenues and Expenditures

Cross Reference Number: 12300-000-00-00-00000

2019-21 Biennium

Oregon Business Development Department

<i>Description</i>	<i>2015-17 Actuals</i>	<i>2017-19 Leg Adopted Budget</i>	<i>2017-19 Leg Approved Budget</i>	<i>2019-21 Agency Request Budget</i>	<i>2019-21 Governor's Budget</i>	<i>2019-21 Leg. Adopted Audit</i>
<b>TOTAL AUTHORIZED POSITIONS</b>	<b>139</b>	<b>136</b>	<b>136</b>	<b>138</b>	<b>146</b>	<b>-</b>
<b>AUTHORIZED FTE</b>						
8250 Class/Unclass FTE Positions	135.34	134.50	134.50	137.50	141.24	-
8280 FTE Reconciliation	-	-	-	-	0.01	-
<b>TOTAL AUTHORIZED FTE</b>	<b>135.34</b>	<b>134.50</b>	<b>134.50</b>	<b>137.50</b>	<b>141.25</b>	<b>-</b>

Budget Support - Detail Revenues and Expenditures  
 2019-21 Biennium  
 Operations

Cross Reference Number: 12300-110-00-00-00000

Description	2015-17 Actuals	2017-19 Leg Adopted Budget	2017-19 Leg Approved Budget	2019-21 Agency Request Budget	2019-21 Governor's Budget	2019-21 Leg. Adopted Audit
<b>BEGINNING BALANCE</b>						
<b>0025 Beginning Balance</b>						
3400 Other Funds Ltd	709,285	498,962	498,962	150,290	150,290	-
<b>0030 Beginning Balance Adjustment</b>						
4400 Lottery Funds Ltd	7,439	208,921	208,921	-	-	-
3400 Other Funds Ltd	-	(217,921)	(217,921)	-	-	-
All Funds	7,439	(9,000)	(9,000)	-	-	-
<b>BEGINNING BALANCE</b>						
4400 Lottery Funds Ltd	7,439	208,921	208,921	-	-	-
3400 Other Funds Ltd	709,285	281,041	281,041	150,290	150,290	-
<b>TOTAL BEGINNING BALANCE</b>	<b>\$716,724</b>	<b>\$489,962</b>	<b>\$489,962</b>	<b>\$150,290</b>	<b>\$150,290</b>	<b>-</b>
<b>REVENUE CATEGORIES</b>						
<b>BOND SALES</b>						
<b>0555 General Fund Obligation Bonds</b>						
3400 Other Funds Ltd	-	-	-	1,285,000	775,000	-
<b>INTEREST EARNINGS</b>						
<b>0605 Interest Income</b>						
3400 Other Funds Ltd	14,403	5,382	5,382	12,800	12,800	-
<b>OTHER</b>						
<b>0975 Other Revenues</b>						
3400 Other Funds Ltd	4,898	-	-	519,879	1,422,418	-
<b>FEDERAL FUNDS REVENUE</b>						
<b>0995 Federal Funds</b>						

Budget Support - Detail Revenues and Expenditures  
 2019-21 Biennium  
 Operations

Cross Reference Number: 12300-110-00-00-00000

Description	2015-17 Actuals	2017-19 Leg Adopted Budget	2017-19 Leg Approved Budget	2019-21 Agency Request Budget	2019-21 Governor's Budget	2019-21 Leg. Adopted Audit
6400 Federal Funds Ltd	73,168	199,620	205,155	223,166	223,166	-
<b>TRANSFERS IN</b>						
<b>1010 Transfer In - Intrafund</b>						
3400 Other Funds Ltd	1,432,847	1,562,085	1,605,048	2,395,895	2,219,162	-
<b>1040 Transfer In Lottery Proceeds</b>						
4400 Lottery Funds Ltd	-	-	-	1,163,386	-	-
<b>1107 Tsfr From Administrative Svcs</b>						
4400 Lottery Funds Ltd	7,223,270	7,273,954	7,422,267	8,484,104	8,305,513	-
<b>TRANSFERS IN</b>						
4400 Lottery Funds Ltd	7,223,270	7,273,954	7,422,267	9,647,490	8,305,513	-
3400 Other Funds Ltd	1,432,847	1,562,085	1,605,048	2,395,895	2,219,162	-
<b>TOTAL TRANSFERS IN</b>	<b>\$8,656,117</b>	<b>\$8,836,039</b>	<b>\$9,027,315</b>	<b>\$12,043,385</b>	<b>\$10,524,675</b>	<b>-</b>
<b>REVENUE CATEGORIES</b>						
4400 Lottery Funds Ltd	7,223,270	7,273,954	7,422,267	9,647,490	8,305,513	-
3400 Other Funds Ltd	1,452,148	1,567,467	1,610,430	4,213,574	4,429,380	-
6400 Federal Funds Ltd	73,168	199,620	205,155	223,166	223,166	-
<b>TOTAL REVENUE CATEGORIES</b>	<b>\$8,748,586</b>	<b>\$9,041,041</b>	<b>\$9,237,852</b>	<b>\$14,084,230</b>	<b>\$12,958,059</b>	<b>-</b>
<b>TRANSFERS OUT</b>						
<b>2107 Tsfr To Administrative Svcs</b>						
4400 Lottery Funds Ltd	-	(179,511)	(179,511)	-	-	-
<b>AVAILABLE REVENUES</b>						
4400 Lottery Funds Ltd	7,230,709	7,303,364	7,451,677	9,647,490	8,305,513	-
3400 Other Funds Ltd	2,161,433	1,848,508	1,891,471	4,363,864	4,579,670	-

Budget Support - Detail Revenues and Expenditures  
 2019-21 Biennium  
 Operations

Cross Reference Number: 12300-110-00-00-00000

Description	2015-17 Actuals	2017-19 Leg Adopted Budget	2017-19 Leg Approved Budget	2019-21 Agency Request Budget	2019-21 Governor's Budget	2019-21 Leg. Adopted Audit
6400 Federal Funds Ltd	73,168	199,620	205,155	223,166	223,166	-
<b>TOTAL AVAILABLE REVENUES</b>	<b>\$9,465,310</b>	<b>\$9,351,492</b>	<b>\$9,548,303</b>	<b>\$14,234,520</b>	<b>\$13,108,349</b>	-
<b>EXPENDITURES</b>						
<b>PERSONAL SERVICES</b>						
<b>SALARIES &amp; WAGES</b>						
<b>3110 Class/Unclass Sal. and Per Diem</b>						
4400 Lottery Funds Ltd	3,459,608	3,719,459	3,831,532	4,543,864	4,425,304	-
3400 Other Funds Ltd	848,692	946,489	979,573	1,505,540	1,505,540	-
6400 Federal Funds Ltd	48,130	125,628	129,637	141,276	141,276	-
All Funds	4,356,430	4,791,576	4,940,742	6,190,680	6,072,120	-
<b>3160 Temporary Appointments</b>						
4400 Lottery Funds Ltd	33,421	74,340	74,340	77,165	77,165	-
3400 Other Funds Ltd	892	774	774	803	803	-
All Funds	34,313	75,114	75,114	77,968	77,968	-
<b>3170 Overtime Payments</b>						
4400 Lottery Funds Ltd	2,983	-	-	-	-	-
3400 Other Funds Ltd	157	3,029	3,029	3,144	3,144	-
All Funds	3,140	3,029	3,029	3,144	3,144	-
<b>3190 All Other Differential</b>						
4400 Lottery Funds Ltd	31,025	-	-	-	-	-
3400 Other Funds Ltd	561	5,596	5,596	5,809	5,809	-
All Funds	31,586	5,596	5,596	5,809	5,809	-
<b>SALARIES &amp; WAGES</b>						

Budget Support - Detail Revenues and Expenditures  
 2019-21 Biennium  
 Operations

Cross Reference Number: 12300-110-00-00-00000

Description	2015-17 Actuals	2017-19 Leg Adopted Budget	2017-19 Leg Approved Budget	2019-21 Agency Request Budget	2019-21 Governor's Budget	2019-21 Leg. Adopted Audit
4400 Lottery Funds Ltd	3,527,037	3,793,799	3,905,872	4,621,029	4,502,469	-
3400 Other Funds Ltd	850,302	955,888	988,972	1,515,296	1,515,296	-
6400 Federal Funds Ltd	48,130	125,628	129,637	141,276	141,276	-
<b>TOTAL SALARIES &amp; WAGES</b>	<b>\$4,425,469</b>	<b>\$4,875,315</b>	<b>\$5,024,481</b>	<b>\$6,277,601</b>	<b>\$6,159,041</b>	-
<b>OTHER PAYROLL EXPENSES</b>						
<b>3210 Empl. Rel. Bd. Assessments</b>						
4400 Lottery Funds Ltd	908	1,333	1,333	1,610	1,549	-
3400 Other Funds Ltd	301	378	378	587	587	-
6400 Federal Funds Ltd	23	56	56	60	60	-
All Funds	1,232	1,767	1,767	2,257	2,196	-
<b>3220 Public Employees' Retire Cont</b>						
4400 Lottery Funds Ltd	637,856	710,047	723,111	771,092	750,972	-
3400 Other Funds Ltd	138,147	182,331	185,723	257,011	257,011	-
6400 Federal Funds Ltd	6,406	23,982	24,426	23,974	23,974	-
All Funds	782,409	916,360	933,260	1,052,077	1,031,957	-
<b>3221 Pension Obligation Bond</b>						
4400 Lottery Funds Ltd	211,500	218,350	211,306	220,693	220,693	-
3400 Other Funds Ltd	51,412	55,870	54,261	58,784	58,784	-
6400 Federal Funds Ltd	2,941	7,291	7,137	7,962	7,962	-
All Funds	265,853	281,511	272,704	287,439	287,439	-
<b>3230 Social Security Taxes</b>						
4400 Lottery Funds Ltd	262,725	284,303	284,303	347,024	337,955	-
3400 Other Funds Ltd	63,929	73,123	73,123	115,919	115,919	-

Budget Support - Detail Revenues and Expenditures  
 2019-21 Biennium  
 Operations

Cross Reference Number: 12300-110-00-00-00000

Description	2015-17 Actuals	2017-19 Leg Adopted Budget	2017-19 Leg Approved Budget	2019-21 Agency Request Budget	2019-21 Governor's Budget	2019-21 Leg. Adopted Audit
6400 Federal Funds Ltd	3,622	9,610	9,610	10,807	10,807	-
All Funds	330,276	367,036	367,036	473,750	464,681	-
<b>3240 Unemployment Assessments</b>						
4400 Lottery Funds Ltd	796	39,708	39,708	41,217	41,217	-
3400 Other Funds Ltd	-	1	1	1	1	-
All Funds	796	39,709	39,709	41,218	41,218	-
<b>3250 Worker's Comp. Assess. (WCD)</b>						
4400 Lottery Funds Ltd	1,450	1,691	1,691	1,584	1,526	-
3400 Other Funds Ltd	382	449	449	562	562	-
6400 Federal Funds Ltd	29	68	68	58	58	-
All Funds	1,861	2,208	2,208	2,204	2,146	-
<b>3260 Mass Transit Tax</b>						
4400 Lottery Funds Ltd	21,101	23,019	23,019	25,567	23,958	-
3400 Other Funds Ltd	5,092	5,781	5,781	6,265	6,265	-
All Funds	26,193	28,800	28,800	31,832	30,223	-
<b>3270 Flexible Benefits</b>						
4400 Lottery Funds Ltd	756,910	815,068	845,288	962,281	927,097	-
3400 Other Funds Ltd	205,130	218,348	226,444	339,527	339,527	-
6400 Federal Funds Ltd	11,503	33,336	34,572	35,184	35,184	-
All Funds	973,543	1,066,752	1,106,304	1,336,992	1,301,808	-
<b>OTHER PAYROLL EXPENSES</b>						
4400 Lottery Funds Ltd	1,893,246	2,093,519	2,129,759	2,371,068	2,304,967	-
3400 Other Funds Ltd	464,393	536,281	546,160	778,656	778,656	-



Budget Support - Detail Revenues and Expenditures  
 2019-21 Biennium  
 Operations

Cross Reference Number: 12300-110-00-00-00000

Description	2015-17 Actuals	2017-19 Leg Adopted Budget	2017-19 Leg Approved Budget	2019-21 Agency Request Budget	2019-21 Governor's Budget	2019-21 Leg. Adopted Audit
6400 Federal Funds Ltd	24,524	74,343	75,869	78,045	78,045	-
<b>TOTAL OTHER PAYROLL EXPENSES</b>	<b>\$2,382,163</b>	<b>\$2,704,143</b>	<b>\$2,751,788</b>	<b>\$3,227,769</b>	<b>\$3,161,668</b>	-
<b>P.S. BUDGET ADJUSTMENTS</b>						
<b>3455 Vacancy Savings</b>						
4400 Lottery Funds Ltd	-	(245,113)	(245,113)	(159,437)	(159,437)	-
3400 Other Funds Ltd	-	(74,880)	(74,880)	(18,250)	(18,250)	-
6400 Federal Funds Ltd	-	(6,673)	(6,673)	(2,527)	(2,527)	-
All Funds	-	(326,666)	(326,666)	(180,214)	(180,214)	-
<b>3465 Reconciliation Adjustment</b>						
4400 Lottery Funds Ltd	-	15,308	15,308	-	-	-
3400 Other Funds Ltd	-	9,563	9,563	-	-	-
All Funds	-	24,871	24,871	-	-	-
<b>P.S. BUDGET ADJUSTMENTS</b>						
4400 Lottery Funds Ltd	-	(229,805)	(229,805)	(159,437)	(159,437)	-
3400 Other Funds Ltd	-	(65,317)	(65,317)	(18,250)	(18,250)	-
6400 Federal Funds Ltd	-	(6,673)	(6,673)	(2,527)	(2,527)	-
<b>TOTAL P.S. BUDGET ADJUSTMENTS</b>	-	<b>(\$301,795)</b>	<b>(\$301,795)</b>	<b>(\$180,214)</b>	<b>(\$180,214)</b>	-
<b>PERSONAL SERVICES</b>						
4400 Lottery Funds Ltd	5,420,283	5,657,513	5,805,826	6,832,660	6,647,999	-
3400 Other Funds Ltd	1,314,695	1,426,852	1,469,815	2,275,702	2,275,702	-
6400 Federal Funds Ltd	72,654	193,298	198,833	216,794	216,794	-
<b>TOTAL PERSONAL SERVICES</b>	<b>\$6,807,632</b>	<b>\$7,277,663</b>	<b>\$7,474,474</b>	<b>\$9,325,156</b>	<b>\$9,140,495</b>	-
<b>SERVICES &amp; SUPPLIES</b>						

Budget Support - Detail Revenues and Expenditures  
 2019-21 Biennium  
 Operations

Cross Reference Number: 12300-110-00-00-00000

Description	2015-17 Actuals	2017-19 Leg Adopted Budget	2017-19 Leg Approved Budget	2019-21 Agency Request Budget	2019-21 Governor's Budget	2019-21 Leg. Adopted Audit
<b>4100 Instate Travel</b>						
4400 Lottery Funds Ltd	43,033	52,864	52,864	60,373	54,873	-
3400 Other Funds Ltd	50	17,361	17,361	18,021	18,021	-
6400 Federal Funds Ltd	32	467	467	485	485	-
All Funds	43,115	70,692	70,692	78,879	73,379	-
<b>4125 Out of State Travel</b>						
4400 Lottery Funds Ltd	22,937	10,945	10,945	16,861	11,361	-
3400 Other Funds Ltd	-	11,846	11,846	12,296	12,296	-
6400 Federal Funds Ltd	-	1,166	1,166	1,210	1,210	-
All Funds	22,937	23,957	23,957	30,367	24,867	-
<b>4150 Employee Training</b>						
4400 Lottery Funds Ltd	28,153	34,480	34,480	40,090	35,790	-
3400 Other Funds Ltd	175	3,111	3,111	3,229	3,229	-
6400 Federal Funds Ltd	175	1,037	1,037	1,076	1,076	-
All Funds	28,503	38,628	38,628	44,395	40,095	-
<b>4175 Office Expenses</b>						
4400 Lottery Funds Ltd	30,146	69,100	69,100	78,126	71,726	-
3400 Other Funds Ltd	-	3,111	3,111	3,229	3,229	-
6400 Federal Funds Ltd	-	1,037	1,037	1,076	1,076	-
All Funds	30,146	73,248	73,248	82,431	76,031	-
<b>4200 Telecommunications</b>						
4400 Lottery Funds Ltd	46,367	20,257	20,257	29,227	21,027	-
3400 Other Funds Ltd	1,215	4,250	4,250	4,412	4,412	-

Budget Support - Detail Revenues and Expenditures  
 2019-21 Biennium  
 Operations

Cross Reference Number: 12300-110-00-00-00000

Description	2015-17 Actuals	2017-19 Leg Adopted Budget	2017-19 Leg Approved Budget	2019-21 Agency Request Budget	2019-21 Governor's Budget	2019-21 Leg. Adopted Audit
6400 Federal Funds Ltd	296	52	52	54	54	-
All Funds	47,878	24,559	24,559	33,693	25,493	-
<b>4225 State Gov. Service Charges</b>						
4400 Lottery Funds Ltd	241,065	222,082	222,082	382,604	374,422	-
<b>4250 Data Processing</b>						
4400 Lottery Funds Ltd	11,589	145,368	145,368	150,892	145,274	-
3400 Other Funds Ltd	54,753	65,483	65,483	67,971	67,971	-
All Funds	66,342	210,851	210,851	218,863	213,245	-
<b>4275 Publicity and Publications</b>						
4400 Lottery Funds Ltd	18,056	13,745	13,745	14,267	14,267	-
3400 Other Funds Ltd	-	76,414	76,414	79,318	79,318	-
All Funds	18,056	90,159	90,159	93,585	93,585	-
<b>4300 Professional Services</b>						
4400 Lottery Funds Ltd	136,153	15,512	15,512	16,164	16,164	-
3400 Other Funds Ltd	175,819	-	-	-	-	-
All Funds	311,972	15,512	15,512	16,164	16,164	-
<b>4315 IT Professional Services</b>						
4400 Lottery Funds Ltd	72,485	8,091	8,091	8,431	8,431	-
3400 Other Funds Ltd	106,227	55,273	55,273	57,594	57,594	-
All Funds	178,712	63,364	63,364	66,025	66,025	-
<b>4325 Attorney General</b>						
4400 Lottery Funds Ltd	7,080	57,166	57,166	68,679	64,593	-
3400 Other Funds Ltd	-	11,628	11,628	13,970	13,139	-

Budget Support - Detail Revenues and Expenditures  
 2019-21 Biennium  
 Operations

Cross Reference Number: 12300-110-00-00-00000

Description	2015-17 Actuals	2017-19 Leg Adopted Budget	2017-19 Leg Approved Budget	2019-21 Agency Request Budget	2019-21 Governor's Budget	2019-21 Leg. Adopted Audit
All Funds	7,080	68,794	68,794	82,649	77,732	-
<b>4375 Employee Recruitment and Develop</b>						
4400 Lottery Funds Ltd	2,443	6,364	6,364	6,606	6,606	-
<b>4400 Dues and Subscriptions</b>						
4400 Lottery Funds Ltd	12,293	2,627	2,627	5,727	2,727	-
3400 Other Funds Ltd	3,844	-	-	-	-	-
All Funds	16,137	2,627	2,627	5,727	2,727	-
<b>4425 Facilities Rental and Taxes</b>						
4400 Lottery Funds Ltd	447,293	599,224	599,224	621,995	621,995	-
3400 Other Funds Ltd	1,894	21,328	21,328	22,138	22,138	-
6400 Federal Funds Ltd	-	2,381	2,381	2,471	2,471	-
All Funds	449,187	622,933	622,933	646,604	646,604	-
<b>4475 Facilities Maintenance</b>						
4400 Lottery Funds Ltd	8,248	-	-	-	-	-
<b>4575 Agency Program Related S and S</b>						
4400 Lottery Funds Ltd	6,350	-	-	22,347	22,347	-
<b>4650 Other Services and Supplies</b>						
4400 Lottery Funds Ltd	11,447	40,073	40,073	41,596	41,596	-
3400 Other Funds Ltd	1,706	144,740	144,740	1,435,240	925,240	-
6400 Federal Funds Ltd	11	-	-	-	-	-
All Funds	13,164	184,813	184,813	1,476,836	966,836	-
<b>4700 Expendable Prop 250 - 5000</b>						
4400 Lottery Funds Ltd	5,104	86,267	86,267	95,545	89,545	-

Budget Support - Detail Revenues and Expenditures  
 2019-21 Biennium  
 Operations

Cross Reference Number: 12300-110-00-00-00000

Description	2015-17 Actuals	2017-19 Leg Adopted Budget	2017-19 Leg Approved Budget	2019-21 Agency Request Budget	2019-21 Governor's Budget	2019-21 Leg. Adopted Audit
3400 Other Funds Ltd	-	7,111	7,111	7,381	7,381	-
All Funds	5,104	93,378	93,378	102,926	96,926	-
<b>4715 IT Expendable Property</b>						
4400 Lottery Funds Ltd	642,548	52,765	52,765	59,270	54,770	-
3400 Other Funds Ltd	3,988	-	-	-	-	-
All Funds	646,536	52,765	52,765	59,270	54,770	-
<b>SERVICES &amp; SUPPLIES</b>						
4400 Lottery Funds Ltd	1,792,790	1,436,930	1,436,930	1,718,800	1,657,514	-
3400 Other Funds Ltd	349,671	421,656	421,656	1,724,799	1,213,968	-
6400 Federal Funds Ltd	514	6,140	6,140	6,372	6,372	-
<b>TOTAL SERVICES &amp; SUPPLIES</b>	<b>\$2,142,975</b>	<b>\$1,864,726</b>	<b>\$1,864,726</b>	<b>\$3,449,971</b>	<b>\$2,877,854</b>	-
<b>CAPITAL OUTLAY</b>						
<b>5150 Telecommunications Equipment</b>						
4400 Lottery Funds Ltd	8,554	-	-	-	-	-
3400 Other Funds Ltd	22,796	-	-	-	-	-
All Funds	31,350	-	-	-	-	-
<b>5600 Data Processing Hardware</b>						
4400 Lottery Funds Ltd	9,082	-	-	-	-	-
<b>5900 Other Capital Outlay</b>						
3400 Other Funds Ltd	10,180	-	-	-	-	-
<b>CAPITAL OUTLAY</b>						
4400 Lottery Funds Ltd	17,636	-	-	-	-	-
3400 Other Funds Ltd	32,976	-	-	-	-	-

Budget Support - Detail Revenues and Expenditures  
 2019-21 Biennium  
 Operations

Cross Reference Number: 12300-110-00-00-00000

Description	2015-17 Actuals	2017-19 Leg Adopted Budget	2017-19 Leg Approved Budget	2019-21 Agency Request Budget	2019-21 Governor's Budget	2019-21 Leg. Adopted Audit
<b>TOTAL CAPITAL OUTLAY</b>	<b>\$50,612</b>	-	-	-	-	-
<b>SPECIAL PAYMENTS</b>						
<b>6085 Other Special Payments</b>						
4400 Lottery Funds Ltd	-	-	-	713,600	-	-
<b>EXPENDITURES</b>						
4400 Lottery Funds Ltd	7,230,709	7,094,443	7,242,756	9,265,060	8,305,513	-
3400 Other Funds Ltd	1,697,342	1,848,508	1,891,471	4,000,501	3,489,670	-
6400 Federal Funds Ltd	73,168	199,438	204,973	223,166	223,166	-
<b>TOTAL EXPENDITURES</b>	<b>\$9,001,219</b>	<b>\$9,142,389</b>	<b>\$9,339,200</b>	<b>\$13,488,727</b>	<b>\$12,018,349</b>	-
<b>ENDING BALANCE</b>						
4400 Lottery Funds Ltd	-	208,921	208,921	382,430	-	-
3400 Other Funds Ltd	464,091	-	-	363,363	1,090,000	-
6400 Federal Funds Ltd	-	182	182	-	-	-
<b>TOTAL ENDING BALANCE</b>	<b>\$464,091</b>	<b>\$209,103</b>	<b>\$209,103</b>	<b>\$745,793</b>	<b>\$1,090,000</b>	-
<b>AUTHORIZED POSITIONS</b>						
8150 Class/Unclass Positions	32	32	32	38	37	-
<b>TOTAL AUTHORIZED POSITIONS</b>	<b>32</b>	<b>32</b>	<b>32</b>	<b>38</b>	<b>37</b>	-
<b>AUTHORIZED FTE</b>						
8250 Class/Unclass FTE Positions	32.00	32.00	32.00	38.00	37.00	-
<b>TOTAL AUTHORIZED FTE</b>	<b>32.00</b>	<b>32.00</b>	<b>32.00</b>	<b>38.00</b>	<b>37.00</b>	-

Budget Support - Detail Revenues and Expenditures  
 2019-21 Biennium  
 Business, Innovation, Trade

Cross Reference Number: 12300-210-00-00-00000

Description	2015-17 Actuals	2017-19 Leg Adopted Budget	2017-19 Leg Approved Budget	2019-21 Agency Request Budget	2019-21 Governor's Budget	2019-21 Leg. Adopted Audit
<b>BEGINNING BALANCE</b>						
<b>0025 Beginning Balance</b>						
4400 Lottery Funds Ltd	3,534,921	3,875,000	3,875,000	4,250,000	4,250,000	-
3200 Other Funds Non-Ltd	30,466,789	24,656,719	24,656,719	24,833,299	24,833,299	-
3400 Other Funds Ltd	4,622,245	1,849,393	1,849,393	2,344,565	2,344,565	-
6400 Federal Funds Ltd	13,817,922	12,488,077	12,488,077	12,569,000	12,569,000	-
All Funds	52,441,877	42,869,189	42,869,189	43,996,864	43,996,864	-
<b>0030 Beginning Balance Adjustment</b>						
4400 Lottery Funds Ltd	-	6,422,170	6,422,170	-	2,312,014	-
3200 Other Funds Non-Ltd	-	(7,360,902)	(7,360,902)	-	-	-
3400 Other Funds Ltd	-	1,263,333	1,263,333	-	-	-
6400 Federal Funds Ltd	-	(4,894,304)	(4,894,304)	-	-	-
All Funds	-	(4,569,703)	(4,569,703)	-	2,312,014	-
<b>BEGINNING BALANCE</b>						
4400 Lottery Funds Ltd	3,534,921	10,297,170	10,297,170	4,250,000	6,562,014	-
3200 Other Funds Non-Ltd	30,466,789	17,295,817	17,295,817	24,833,299	24,833,299	-
3400 Other Funds Ltd	4,622,245	3,112,726	3,112,726	2,344,565	2,344,565	-
6400 Federal Funds Ltd	13,817,922	7,593,773	7,593,773	12,569,000	12,569,000	-
<b>TOTAL BEGINNING BALANCE</b>	<b>\$52,441,877</b>	<b>\$38,299,486</b>	<b>\$38,299,486</b>	<b>\$43,996,864</b>	<b>\$46,308,878</b>	<b>-</b>
<b>REVENUE CATEGORIES</b>						
<b>GENERAL FUND APPROPRIATION</b>						
<b>0050 General Fund Appropriation</b>						
8000 General Fund	951,561	8,549,655	8,559,846	3,773,331	3,298,836	-

Budget Support - Detail Revenues and Expenditures  
 2019-21 Biennium  
 Business, Innovation, Trade

Cross Reference Number: 12300-210-00-00-00000

Description	2015-17 Actuals	2017-19 Leg Adopted Budget	2017-19 Leg Approved Budget	2019-21 Agency Request Budget	2019-21 Governor's Budget	2019-21 Leg. Adopted Audit
<b>LICENSES AND FEES</b>						
<b>0210 Non-business Lic. and Fees</b>						
3200 Other Funds Non-Ltd	397	-	-	-	-	-
3400 Other Funds Ltd	15	-	-	-	-	-
All Funds	412	-	-	-	-	-
<b>CHARGES FOR SERVICES</b>						
<b>0410 Charges for Services</b>						
3200 Other Funds Non-Ltd	403,961	400,000	400,000	400,000	400,000	-
3400 Other Funds Ltd	87,748	237,000	237,000	237,000	237,000	-
All Funds	491,709	637,000	637,000	637,000	637,000	-
<b>FINES, RENTS AND ROYALTIES</b>						
<b>0510 Rents and Royalties</b>						
3200 Other Funds Non-Ltd	83,330	100,000	100,000	100,000	100,000	-
<b>BOND SALES</b>						
<b>0565 Lottery Bonds</b>						
3400 Other Funds Ltd	2,616,113	3,450,979	3,450,979	3,450,979	3,450,979	-
<b>INTEREST EARNINGS</b>						
<b>0605 Interest Income</b>						
4400 Lottery Funds Ltd	166,447	-	-	41,000	41,000	-
3200 Other Funds Non-Ltd	2,655,337	2,468,814	2,468,814	2,468,814	2,468,814	-
3400 Other Funds Ltd	167,168	69,966	69,966	109,936	109,936	-
All Funds	2,988,952	2,538,780	2,538,780	2,619,750	2,619,750	-
<b>LOAN REPAYMENT</b>						



Budget Support - Detail Revenues and Expenditures

Cross Reference Number: 12300-210-00-00-00000

2019-21 Biennium

Business, Innovation, Trade

Description	2015-17 Actuals	2017-19 Leg Adopted Budget	2017-19 Leg Approved Budget	2019-21 Agency Request Budget	2019-21 Governor's Budget	2019-21 Leg. Adopted Audit
<b>0925 Loan Repayments</b>						
3200 Other Funds Non-Ltd	7,917,288	5,210,397	5,210,397	5,210,397	5,210,397	-
3400 Other Funds Ltd	444,427	460,216	460,216	30,724,440	724,440	-
All Funds	8,361,715	5,670,613	5,670,613	35,934,837	5,934,837	-
<b>OTHER</b>						
<b>0975 Other Revenues</b>						
3200 Other Funds Non-Ltd	12,000	18,000	18,000	18,000	18,000	-
3400 Other Funds Ltd	768,604	3,488,839	3,643,875	13,117,385	8,893,940	-
All Funds	780,604	3,506,839	3,661,875	13,135,385	8,911,940	-
<b>FEDERAL FUNDS REVENUE</b>						
<b>0995 Federal Funds</b>						
6400 Federal Funds Ltd	1,037,874	-	706,463	1,140,453	917,925	-
<b>TRANSFERS IN</b>						
<b>1010 Transfer In - Intrafund</b>						
4400 Lottery Funds Ltd	53,397,045	-	1,250,000	-	-	-
3200 Other Funds Non-Ltd	5,000,000	-	-	-	-	-
3400 Other Funds Ltd	4,010,280	4,287,607	4,287,607	5,494,653	4,287,607	-
6400 Federal Funds Ltd	87,470	-	-	-	-	-
All Funds	62,494,795	4,287,607	5,537,607	5,494,653	4,287,607	-
<b>1040 Transfer In Lottery Proceeds</b>						
4400 Lottery Funds Ltd	-	-	-	55,064,724	-	-
<b>1107 Tsfr From Administrative Svcs</b>						
4400 Lottery Funds Ltd	53,072,191	59,593,947	60,246,461	56,043,990	53,955,338	-

Budget Support - Detail Revenues and Expenditures

Cross Reference Number: 12300-210-00-00-00000

2019-21 Biennium

Business, Innovation, Trade

Description	2015-17 Actuals	2017-19 Leg Adopted Budget	2017-19 Leg Approved Budget	2019-21 Agency Request Budget	2019-21 Governor's Budget	2019-21 Leg. Adopted Audit
3400 Other Funds Ltd	1,198,550	1,713,244	1,713,244	1,908,485	1,908,485	-
All Funds	54,270,741	61,307,191	61,959,705	57,952,475	55,863,823	-
<b>1730 Tsfr From Transportation, Dept</b>						
3400 Other Funds Ltd	980,632	4,401,745	4,401,745	1,561,487	1,561,487	-
<b>TRANSFERS IN</b>						
4400 Lottery Funds Ltd	106,469,236	59,593,947	61,496,461	111,108,714	53,955,338	-
3200 Other Funds Non-Ltd	5,000,000	-	-	-	-	-
3400 Other Funds Ltd	6,189,462	10,402,596	10,402,596	8,964,625	7,757,579	-
6400 Federal Funds Ltd	87,470	-	-	-	-	-
<b>TOTAL TRANSFERS IN</b>	<b>\$117,746,168</b>	<b>\$69,996,543</b>	<b>\$71,899,057</b>	<b>\$120,073,339</b>	<b>\$61,712,917</b>	<b>-</b>
<b>REVENUE CATEGORIES</b>						
8000 General Fund	951,561	8,549,655	8,559,846	3,773,331	3,298,836	-
4400 Lottery Funds Ltd	106,635,683	59,593,947	61,496,461	111,149,714	53,996,338	-
3200 Other Funds Non-Ltd	16,072,313	8,197,211	8,197,211	8,197,211	8,197,211	-
3400 Other Funds Ltd	10,273,537	18,109,596	18,264,632	56,604,365	21,173,874	-
6400 Federal Funds Ltd	1,125,344	-	706,463	1,140,453	917,925	-
<b>TOTAL REVENUE CATEGORIES</b>	<b>\$135,058,438</b>	<b>\$94,450,409</b>	<b>\$97,224,613</b>	<b>\$180,865,074</b>	<b>\$87,584,184</b>	<b>-</b>
<b>TRANSFERS OUT</b>						
<b>2010 Transfer Out - Intrafund</b>						
4400 Lottery Funds Ltd	(53,397,045)	-	(1,250,000)	-	-	-
3200 Other Funds Non-Ltd	(7,173,320)	(3,780,630)	(3,780,630)	(3,780,630)	(3,780,630)	-
3400 Other Funds Ltd	(1,678,344)	(208,846)	(208,846)	(339,208)	(339,208)	-
6400 Federal Funds Ltd	(87,470)	-	-	-	-	-

Budget Support - Detail Revenues and Expenditures

Cross Reference Number: 12300-210-00-00-00000

2019-21 Biennium

Business, Innovation, Trade

Description	2015-17 Actuals	2017-19 Leg Adopted Budget	2017-19 Leg Approved Budget	2019-21 Agency Request Budget	2019-21 Governor's Budget	2019-21 Leg. Adopted Audit
All Funds	(62,336,179)	(3,989,476)	(5,239,476)	(4,119,838)	(4,119,838)	-
<b>2107 Tsfr To Administrative Svcs</b>						
4400 Lottery Funds Ltd	(3,000,371)	(3,230,382)	(3,230,382)	-	-	-
3400 Other Funds Ltd	(106,094)	-	-	-	-	-
All Funds	(3,106,465)	(3,230,382)	(3,230,382)	-	-	-
<b>2121 Tsfr To Governor, Office of the</b>						
3400 Other Funds Ltd	(723,200)	(773,200)	(773,200)	(848,200)	(848,200)	-
<b>TRANSFERS OUT</b>						
4400 Lottery Funds Ltd	(56,397,416)	(3,230,382)	(4,480,382)	-	-	-
3200 Other Funds Non-Ltd	(7,173,320)	(3,780,630)	(3,780,630)	(3,780,630)	(3,780,630)	-
3400 Other Funds Ltd	(2,507,638)	(982,046)	(982,046)	(1,187,408)	(1,187,408)	-
6400 Federal Funds Ltd	(87,470)	-	-	-	-	-
<b>TOTAL TRANSFERS OUT</b>	<b>(\$66,165,844)</b>	<b>(\$7,993,058)</b>	<b>(\$9,243,058)</b>	<b>(\$4,968,038)</b>	<b>(\$4,968,038)</b>	<b>-</b>
<b>AVAILABLE REVENUES</b>						
8000 General Fund	951,561	8,549,655	8,559,846	3,773,331	3,298,836	-
4400 Lottery Funds Ltd	53,773,188	66,660,735	67,313,249	115,399,714	60,558,352	-
3200 Other Funds Non-Ltd	39,365,782	21,712,398	21,712,398	29,249,880	29,249,880	-
3400 Other Funds Ltd	12,388,144	20,240,276	20,395,312	57,761,522	22,331,031	-
6400 Federal Funds Ltd	14,855,796	7,593,773	8,300,236	13,709,453	13,486,925	-
<b>TOTAL AVAILABLE REVENUES</b>	<b>\$121,334,471</b>	<b>\$124,756,837</b>	<b>\$126,281,041</b>	<b>\$219,893,900</b>	<b>\$128,925,024</b>	<b>-</b>
<b>EXPENDITURES</b>						
<b>PERSONAL SERVICES</b>						
<b>SALARIES &amp; WAGES</b>						

Budget Support - Detail Revenues and Expenditures  
 2019-21 Biennium  
 Business, Innovation, Trade

Cross Reference Number: 12300-210-00-00-00000

Description	2015-17 Actuals	2017-19 Leg Adopted Budget	2017-19 Leg Approved Budget	2019-21 Agency Request Budget	2019-21 Governor's Budget	2019-21 Leg. Adopted Audit
<b>3110 Class/Unclass Sal. and Per Diem</b>						
8000 General Fund	74,343	133,056	135,688	200,544	200,544	-
4400 Lottery Funds Ltd	5,969,044	5,915,434	6,045,313	5,761,608	5,761,608	-
3400 Other Funds Ltd	3,092,782	3,228,134	3,333,775	4,523,904	4,523,904	-
6400 Federal Funds Ltd	-	-	3,338	157,320	157,320	-
All Funds	9,136,169	9,276,624	9,518,114	10,643,376	10,643,376	-
<b>3160 Temporary Appointments</b>						
4400 Lottery Funds Ltd	28,893	-	-	-	-	-
<b>3170 Overtime Payments</b>						
4400 Lottery Funds Ltd	410	-	-	-	-	-
<b>3190 All Other Differential</b>						
4400 Lottery Funds Ltd	13,801	-	-	-	-	-
3400 Other Funds Ltd	33,850	-	-	-	-	-
All Funds	47,651	-	-	-	-	-
<b>SALARIES &amp; WAGES</b>						
8000 General Fund	74,343	133,056	135,688	200,544	200,544	-
4400 Lottery Funds Ltd	6,012,148	5,915,434	6,045,313	5,761,608	5,761,608	-
3400 Other Funds Ltd	3,126,632	3,228,134	3,333,775	4,523,904	4,523,904	-
6400 Federal Funds Ltd	-	-	3,338	157,320	157,320	-
<b>TOTAL SALARIES &amp; WAGES</b>	<b>\$9,213,123</b>	<b>\$9,276,624</b>	<b>\$9,518,114</b>	<b>\$10,643,376</b>	<b>\$10,643,376</b>	<b>-</b>
<b>OTHER PAYROLL EXPENSES</b>						
<b>3210 Empl. Rel. Bd. Assessments</b>						
8000 General Fund	19	57	57	61	61	-

Budget Support - Detail Revenues and Expenditures  
 2019-21 Biennium  
 Business, Innovation, Trade

Cross Reference Number: 12300-210-00-00-00000

Description	2015-17 Actuals	2017-19 Leg Adopted Budget	2017-19 Leg Approved Budget	2019-21 Agency Request Budget	2019-21 Governor's Budget	2019-21 Leg. Adopted Audit
4400 Lottery Funds Ltd	1,343	1,804	1,804	1,876	1,876	-
3400 Other Funds Ltd	960	1,331	1,331	1,617	1,617	-
6400 Federal Funds Ltd	-	-	-	45	45	-
All Funds	2,322	3,192	3,192	3,599	3,599	-
<b>3220 Public Employees' Retire Cont</b>						
8000 General Fund	3,089	25,400	25,400	34,032	34,032	-
4400 Lottery Funds Ltd	844,241	1,129,254	1,149,918	977,744	977,744	-
3400 Other Funds Ltd	472,465	616,252	627,365	767,705	767,705	-
6400 Federal Funds Ltd	-	-	-	26,697	26,697	-
All Funds	1,319,795	1,770,906	1,802,683	1,806,178	1,806,178	-
<b>3221 Pension Obligation Bond</b>						
8000 General Fund	1,392	-	7,559	11,303	11,303	-
4400 Lottery Funds Ltd	324,567	373,210	336,063	346,019	346,019	-
3400 Other Funds Ltd	182,119	173,973	183,394	207,503	207,503	-
All Funds	508,078	547,183	527,016	564,825	564,825	-
<b>3230 Social Security Taxes</b>						
8000 General Fund	5,620	10,179	10,179	15,342	15,342	-
4400 Lottery Funds Ltd	418,321	452,276	452,276	440,771	440,771	-
3400 Other Funds Ltd	230,716	246,951	246,951	346,080	346,080	-
6400 Federal Funds Ltd	-	-	-	12,035	12,035	-
All Funds	654,657	709,406	709,406	814,228	814,228	-
<b>3240 Unemployment Assessments</b>						
4400 Lottery Funds Ltd	15,846	1	1	1	1	-

Budget Support - Detail Revenues and Expenditures  
 2019-21 Biennium  
 Business, Innovation, Trade

Cross Reference Number: 12300-210-00-00-00000

Description	2015-17 Actuals	2017-19 Leg Adopted Budget	2017-19 Leg Approved Budget	2019-21 Agency Request Budget	2019-21 Governor's Budget	2019-21 Leg. Adopted Audit
3400 Other Funds Ltd	14,742	3	3	3	3	-
All Funds	30,588	4	4	4	4	-
<b>3250 Worker's Comp. Assess. (WCD)</b>						
8000 General Fund	23	69	69	58	58	-
4400 Lottery Funds Ltd	2,047	2,184	2,184	1,784	1,784	-
3400 Other Funds Ltd	1,259	1,611	1,611	1,537	1,537	-
6400 Federal Funds Ltd	-	-	-	43	43	-
All Funds	3,329	3,864	3,864	3,422	3,422	-
<b>3260 Mass Transit Tax</b>						
8000 General Fund	446	798	798	1,203	1,203	-
4400 Lottery Funds Ltd	30,887	38,583	38,583	36,837	36,837	-
3400 Other Funds Ltd	16,511	18,844	18,844	22,091	22,091	-
All Funds	47,844	58,225	58,225	60,131	60,131	-
<b>3270 Flexible Benefits</b>						
8000 General Fund	17,541	33,336	33,336	35,184	35,184	-
4400 Lottery Funds Ltd	951,273	1,055,084	1,094,202	1,081,908	1,081,908	-
3400 Other Funds Ltd	655,351	778,396	807,257	932,376	932,376	-
6400 Federal Funds Ltd	-	-	-	26,388	26,388	-
All Funds	1,624,165	1,866,816	1,934,795	2,075,856	2,075,856	-
<b>3280 Other OPE</b>						
4400 Lottery Funds Ltd	18,014	500,568	500,568	500,568	500,568	-
3400 Other Funds Ltd	-	109,377	109,377	109,377	109,377	-
All Funds	18,014	609,945	609,945	609,945	609,945	-

Description	2015-17 Actuals	2017-19 Leg Adopted Budget	2017-19 Leg Approved Budget	2019-21 Agency Request Budget	2019-21 Governor's Budget	2019-21 Leg. Adopted Audit
<b>OTHER PAYROLL EXPENSES</b>						
8000 General Fund	28,130	69,839	77,398	97,183	97,183	-
4400 Lottery Funds Ltd	2,606,539	3,552,964	3,575,599	3,387,508	3,387,508	-
3400 Other Funds Ltd	1,574,123	1,946,738	1,996,133	2,388,289	2,388,289	-
6400 Federal Funds Ltd	-	-	-	65,208	65,208	-
<b>TOTAL OTHER PAYROLL EXPENSES</b>	<b>\$4,208,792</b>	<b>\$5,569,541</b>	<b>\$5,649,130</b>	<b>\$5,938,188</b>	<b>\$5,938,188</b>	<b>-</b>
<b>P.S. BUDGET ADJUSTMENTS</b>						
<b>3455 Vacancy Savings</b>						
4400 Lottery Funds Ltd	-	(302,461)	(302,461)	(249,976)	(249,976)	-
3400 Other Funds Ltd	-	(181,963)	(181,963)	(64,956)	(64,956)	-
All Funds	-	(484,424)	(484,424)	(314,932)	(314,932)	-
<b>3465 Reconciliation Adjustment</b>						
4400 Lottery Funds Ltd	-	(11,856)	(11,856)	-	-	-
<b>P.S. BUDGET ADJUSTMENTS</b>						
4400 Lottery Funds Ltd	-	(314,317)	(314,317)	(249,976)	(249,976)	-
3400 Other Funds Ltd	-	(181,963)	(181,963)	(64,956)	(64,956)	-
<b>TOTAL P.S. BUDGET ADJUSTMENTS</b>	<b>-</b>	<b>(\$496,280)</b>	<b>(\$496,280)</b>	<b>(\$314,932)</b>	<b>(\$314,932)</b>	<b>-</b>
<b>PERSONAL SERVICES</b>						
8000 General Fund	102,473	202,895	213,086	297,727	297,727	-
4400 Lottery Funds Ltd	8,618,687	9,154,081	9,306,595	8,899,140	8,899,140	-
3400 Other Funds Ltd	4,700,755	4,992,909	5,147,945	6,847,237	6,847,237	-
6400 Federal Funds Ltd	-	-	3,338	222,528	222,528	-
<b>TOTAL PERSONAL SERVICES</b>	<b>\$13,421,915</b>	<b>\$14,349,885</b>	<b>\$14,670,964</b>	<b>\$16,266,632</b>	<b>\$16,266,632</b>	<b>-</b>

Budget Support - Detail Revenues and Expenditures  
 2019-21 Biennium  
 Business, Innovation, Trade

Cross Reference Number: 12300-210-00-00-00000

Description	2015-17 Actuals	2017-19 Leg Adopted Budget	2017-19 Leg Approved Budget	2019-21 Agency Request Budget	2019-21 Governor's Budget	2019-21 Leg. Adopted Audit
<b>SERVICES &amp; SUPPLIES</b>						
<b>4100 Instate Travel</b>						
8000 General Fund	423	13,843	13,843	9,179	9,179	-
4400 Lottery Funds Ltd	250,888	277,396	277,396	287,937	287,937	-
3400 Other Funds Ltd	78,565	88,917	88,917	92,296	92,296	-
6400 Federal Funds Ltd	854	-	-	-	-	-
All Funds	330,730	380,156	380,156	389,412	389,412	-
<b>4125 Out of State Travel</b>						
8000 General Fund	848	-	-	-	-	-
4400 Lottery Funds Ltd	193,137	526,734	526,734	546,750	546,750	-
3400 Other Funds Ltd	92,025	22,794	22,794	23,660	23,660	-
6400 Federal Funds Ltd	73,399	-	-	-	-	-
All Funds	359,409	549,528	549,528	570,410	570,410	-
<b>4150 Employee Training</b>						
8000 General Fund	1,080	3,784	3,784	3,928	3,928	-
4400 Lottery Funds Ltd	55,500	40,658	40,658	42,203	42,203	-
3400 Other Funds Ltd	20,109	16,980	16,980	17,625	17,625	-
6400 Federal Funds Ltd	168	-	-	-	-	-
All Funds	76,857	61,422	61,422	63,756	63,756	-
<b>4175 Office Expenses</b>						
8000 General Fund	9	6,284	6,284	3,928	3,928	-
4400 Lottery Funds Ltd	62,271	45,603	45,603	47,336	47,336	-
3400 Other Funds Ltd	30,703	50,933	50,933	52,869	52,869	-



Budget Support - Detail Revenues and Expenditures  
 2019-21 Biennium  
 Business, Innovation, Trade

Cross Reference Number: 12300-210-00-00-00000

Description	2015-17 Actuals	2017-19 Leg Adopted Budget	2017-19 Leg Approved Budget	2019-21 Agency Request Budget	2019-21 Governor's Budget	2019-21 Leg. Adopted Audit
6400 Federal Funds Ltd	557	-	-	-	-	-
All Funds	93,540	102,820	102,820	104,133	104,133	-
<b>4200 Telecommunications</b>						
8000 General Fund	536	2,064	2,064	2,142	2,142	-
4400 Lottery Funds Ltd	107,099	77,904	77,904	80,864	80,864	-
3400 Other Funds Ltd	29,641	65,157	65,157	67,633	67,633	-
All Funds	137,276	145,125	145,125	150,639	150,639	-
<b>4225 State Gov. Service Charges</b>						
4400 Lottery Funds Ltd	276,189	267,759	267,759	506,138	496,806	-
3200 Other Funds Non-Ltd	2,979	3,898	3,898	3,898	3,898	-
3400 Other Funds Ltd	128,443	117,560	117,560	227,069	222,338	-
All Funds	407,611	389,217	389,217	737,105	723,042	-
<b>4250 Data Processing</b>						
4400 Lottery Funds Ltd	274	27,770	27,770	28,825	22,416	-
3400 Other Funds Ltd	-	66,171	66,171	68,685	68,685	-
All Funds	274	93,941	93,941	97,510	91,101	-
<b>4275 Publicity and Publications</b>						
8000 General Fund	55	-	-	-	-	-
4400 Lottery Funds Ltd	146,304	71,817	71,817	74,546	74,546	-
3400 Other Funds Ltd	18,437	64,439	64,439	66,887	66,887	-
6400 Federal Funds Ltd	47,577	-	-	-	-	-
All Funds	212,373	136,256	136,256	141,433	141,433	-
<b>4300 Professional Services</b>						

Budget Support - Detail Revenues and Expenditures  
 2019-21 Biennium  
 Business, Innovation, Trade

Cross Reference Number: 12300-210-00-00-00000

Description	2015-17 Actuals	2017-19 Leg Adopted Budget	2017-19 Leg Approved Budget	2019-21 Agency Request Budget	2019-21 Governor's Budget	2019-21 Leg. Adopted Audit
8000 General Fund	-	25,000	25,000	-	-	-
4400 Lottery Funds Ltd	1,839,251	496,020	496,020	516,853	516,853	-
3400 Other Funds Ltd	152,871	1,524,227	1,524,227	1,588,245	1,588,245	-
All Funds	1,992,122	2,045,247	2,045,247	2,105,098	2,105,098	-
<b>4315 IT Professional Services</b>						
8000 General Fund	40,250	-	-	-	-	-
4400 Lottery Funds Ltd	30,485	-	-	-	-	-
3400 Other Funds Ltd	124,300	54,429	54,429	56,715	56,715	-
All Funds	195,035	54,429	54,429	56,715	56,715	-
<b>4325 Attorney General</b>						
8000 General Fund	8,785	15,200	15,200	12,254	11,525	-
4400 Lottery Funds Ltd	102,819	84,560	84,560	101,590	95,545	-
3200 Other Funds Non-Ltd	39,039	119,200	119,200	143,207	134,686	-
3400 Other Funds Ltd	66,858	23,789	23,789	28,580	26,879	-
All Funds	217,501	242,749	242,749	285,631	268,635	-
<b>4350 Dispute Resolution Services</b>						
3400 Other Funds Ltd	4,935	242,073	242,073	251,272	251,272	-
<b>4375 Employee Recruitment and Develop</b>						
8000 General Fund	155	-	-	-	-	-
4400 Lottery Funds Ltd	2,721	3,908	3,908	4,057	4,057	-
3400 Other Funds Ltd	1,036	2,623	2,623	2,722	2,722	-
All Funds	3,912	6,531	6,531	6,779	6,779	-
<b>4400 Dues and Subscriptions</b>						

Budget Support - Detail Revenues and Expenditures  
 2019-21 Biennium  
 Business, Innovation, Trade

Cross Reference Number: 12300-210-00-00-00000

Description	2015-17 Actuals	2017-19 Leg Adopted Budget	2017-19 Leg Approved Budget	2019-21 Agency Request Budget	2019-21 Governor's Budget	2019-21 Leg. Adopted Audit
4400 Lottery Funds Ltd	132,426	56,352	56,352	58,493	58,493	-
3400 Other Funds Ltd	11,246	5,281	5,281	5,482	5,482	-
6400 Federal Funds Ltd	1,357	-	-	-	-	-
All Funds	145,029	61,633	61,633	63,975	63,975	-
<b>4425 Facilities Rental and Taxes</b>						
8000 General Fund	-	2,500	2,500	-	-	-
4400 Lottery Funds Ltd	493,729	494,276	494,276	513,058	513,058	-
3400 Other Funds Ltd	149,815	75,326	75,326	78,188	78,188	-
All Funds	643,544	572,102	572,102	591,246	591,246	-
<b>4450 Fuels and Utilities</b>						
4400 Lottery Funds Ltd	15,062	-	-	-	-	-
<b>4575 Agency Program Related S and S</b>						
4400 Lottery Funds Ltd	167,918	-	-	20,600,000	-	-
3400 Other Funds Ltd	54,888	-	-	50,000	-	-
All Funds	222,806	-	-	20,650,000	-	-
<b>4650 Other Services and Supplies</b>						
8000 General Fund	22	-	-	-	-	-
4400 Lottery Funds Ltd	22,369	-	-	1,000,000	-	-
3200 Other Funds Non-Ltd	150,110	-	-	-	-	-
3400 Other Funds Ltd	16,385	76,848	76,848	479,768	76,520	-
6400 Federal Funds Ltd	-	-	303,125	314,644	314,644	-
All Funds	188,886	76,848	379,973	1,794,412	391,164	-
<b>4700 Expendable Prop 250 - 5000</b>						

Budget Support - Detail Revenues and Expenditures

Cross Reference Number: 12300-210-00-00-00000

2019-21 Biennium

Business, Innovation, Trade

Description	2015-17 Actuals	2017-19 Leg Adopted Budget	2017-19 Leg Approved Budget	2019-21 Agency Request Budget	2019-21 Governor's Budget	2019-21 Leg. Adopted Audit
8000 General Fund	-	882	882	916	916	-
4400 Lottery Funds Ltd	5,993	27,908	27,908	28,969	28,969	-
3400 Other Funds Ltd	1,373	10,077	10,077	10,460	10,460	-
All Funds	7,366	38,867	38,867	40,345	40,345	-
<b>4715 IT Expendable Property</b>						
8000 General Fund	2,270	-	-	-	-	-
4400 Lottery Funds Ltd	78,546	6,948	6,948	7,212	7,212	-
3400 Other Funds Ltd	43,484	6,000	6,000	6,228	6,228	-
All Funds	124,300	12,948	12,948	13,440	13,440	-
<b>SERVICES &amp; SUPPLIES</b>						
8000 General Fund	54,433	69,557	69,557	32,347	31,618	-
4400 Lottery Funds Ltd	3,982,981	2,505,613	2,505,613	24,444,831	2,823,045	-
3200 Other Funds Non-Ltd	192,128	123,098	123,098	147,105	138,584	-
3400 Other Funds Ltd	1,025,114	2,513,624	2,513,624	3,174,384	2,714,704	-
6400 Federal Funds Ltd	123,912	-	303,125	314,644	314,644	-
<b>TOTAL SERVICES &amp; SUPPLIES</b>	<b>\$5,378,568</b>	<b>\$5,211,892</b>	<b>\$5,515,017</b>	<b>\$28,113,311</b>	<b>\$6,022,595</b>	-
<b>CAPITAL OUTLAY</b>						
<b>5150 Telecommunications Equipment</b>						
4400 Lottery Funds Ltd	19,813	-	-	-	-	-
3400 Other Funds Ltd	1,770	-	-	-	-	-
All Funds	21,583	-	-	-	-	-
<b>SPECIAL PAYMENTS</b>						
<b>6015 Dist to Cities</b>						

Budget Support - Detail Revenues and Expenditures

Cross Reference Number: 12300-210-00-00-00000

2019-21 Biennium

Business, Innovation, Trade

Description	2015-17 Actuals	2017-19 Leg Adopted Budget	2017-19 Leg Approved Budget	2019-21 Agency Request Budget	2019-21 Governor's Budget	2019-21 Leg. Adopted Audit
4400 Lottery Funds Ltd	-	379,082	379,082	393,487	393,487	-
<b>6020 Dist to Counties</b>						
4400 Lottery Funds Ltd	144,818	137,948	137,948	143,190	143,190	-
<b>6025 Dist to Other Gov Unit</b>						
4400 Lottery Funds Ltd	440,429	364,750	364,750	378,611	378,611	-
3400 Other Funds Ltd	-	318,787	318,787	330,901	330,901	-
All Funds	440,429	683,537	683,537	709,512	709,512	-
<b>6030 Dist to Non-Gov Units</b>						
8000 General Fund	-	8,277,203	8,277,203	3,443,257	2,969,491	-
4400 Lottery Funds Ltd	1,272,667	23,869,042	23,869,042	53,738,190	22,918,614	-
3200 Other Funds Non-Ltd	-	1,030,000	1,030,000	1,069,140	1,069,140	-
3400 Other Funds Ltd	96,632	10,358,563	10,358,563	22,938,189	7,938,189	-
6400 Federal Funds Ltd	756,576	2,243,031	2,643,031	2,743,466	2,743,466	-
All Funds	2,125,875	45,777,839	46,177,839	83,932,242	37,638,900	-
<b>6035 Dist to Individuals</b>						
4400 Lottery Funds Ltd	16,484	-	-	500,000	500,000	-
3400 Other Funds Ltd	-	-	-	4,500,000	4,500,000	-
6400 Federal Funds Ltd	12,615	-	-	-	-	-
All Funds	29,099	-	-	5,000,000	5,000,000	-
<b>6045 Dist to Comm College Districts</b>						
4400 Lottery Funds Ltd	1,980,146	311,100	311,100	322,922	322,922	-
<b>6048 Spc Pmt to Public Universities</b>						
4400 Lottery Funds Ltd	2,724,701	-	-	-	-	-

Budget Support - Detail Revenues and Expenditures

Cross Reference Number: 12300-210-00-00-00000

2019-21 Biennium

Business, Innovation, Trade

Description	2015-17 Actuals	2017-19 Leg Adopted Budget	2017-19 Leg Approved Budget	2019-21 Agency Request Budget	2019-21 Governor's Budget	2019-21 Leg. Adopted Audit
<b>6050 Dist to Non-Profit Organizations</b>						
4400 Lottery Funds Ltd	21,181,828	19,483,418	19,483,418	20,223,788	19,723,788	-
3400 Other Funds Ltd	107,837	-	-	-	-	-
All Funds	21,289,665	19,483,418	19,483,418	20,223,788	19,723,788	-
<b>6080 Loans Made - Other</b>						
4400 Lottery Funds Ltd	6,074,458	-	-	-	-	-
3200 Other Funds Non-Ltd	5,397,593	11,330,000	11,330,000	11,760,540	11,760,540	-
3400 Other Funds Ltd	2,500,000	-	-	-	-	-
6400 Federal Funds Ltd	880,384	2,618,622	2,618,622	2,718,130	2,718,130	-
All Funds	14,852,435	13,948,622	13,948,622	14,478,670	14,478,670	-
<b>6085 Other Special Payments</b>						
4400 Lottery Funds Ltd	-	158,531	658,531	2,064,555	164,555	-
<b>SPECIAL PAYMENTS</b>						
8000 General Fund	-	8,277,203	8,277,203	3,443,257	2,969,491	-
4400 Lottery Funds Ltd	33,835,531	44,703,871	45,203,871	77,764,743	44,545,167	-
3200 Other Funds Non-Ltd	5,397,593	12,360,000	12,360,000	12,829,680	12,829,680	-
3400 Other Funds Ltd	2,704,469	10,677,350	10,677,350	27,769,090	12,769,090	-
6400 Federal Funds Ltd	1,649,575	4,861,653	5,261,653	5,461,596	5,461,596	-
<b>TOTAL SPECIAL PAYMENTS</b>	<b>\$43,587,168</b>	<b>\$80,880,077</b>	<b>\$81,780,077</b>	<b>\$127,268,366</b>	<b>\$78,575,024</b>	-
<b>EXPENDITURES</b>						
8000 General Fund	156,906	8,549,655	8,559,846	3,773,331	3,298,836	-
4400 Lottery Funds Ltd	46,457,012	56,363,565	57,016,079	111,108,714	56,267,352	-
3200 Other Funds Non-Ltd	5,589,721	12,483,098	12,483,098	12,976,785	12,968,264	-

Budget Support - Detail Revenues and Expenditures

Cross Reference Number: 12300-210-00-00-00000

2019-21 Biennium

Business, Innovation, Trade

Description	2015-17 Actuals	2017-19 Leg Adopted Budget	2017-19 Leg Approved Budget	2019-21 Agency Request Budget	2019-21 Governor's Budget	2019-21 Leg. Adopted Audit
3400 Other Funds Ltd	8,432,108	18,183,883	18,338,919	37,790,711	22,331,031	-
6400 Federal Funds Ltd	1,773,487	4,861,653	5,568,116	5,998,768	5,998,768	-
<b>TOTAL EXPENDITURES</b>	<b>\$62,409,234</b>	<b>\$100,441,854</b>	<b>\$101,966,058</b>	<b>\$171,648,309</b>	<b>\$100,864,251</b>	-
<b>REVERSIONS</b>						
<b>9900 Reversions</b>						
8000 General Fund	(794,655)	-	-	-	-	-
<b>ENDING BALANCE</b>						
4400 Lottery Funds Ltd	7,316,176	10,297,170	10,297,170	4,291,000	4,291,000	-
3200 Other Funds Non-Ltd	33,776,061	9,229,300	9,229,300	16,273,095	16,281,616	-
3400 Other Funds Ltd	3,956,036	2,056,393	2,056,393	19,970,811	-	-
6400 Federal Funds Ltd	13,082,309	2,732,120	2,732,120	7,710,685	7,488,157	-
<b>TOTAL ENDING BALANCE</b>	<b>\$58,130,582</b>	<b>\$24,314,983</b>	<b>\$24,314,983</b>	<b>\$48,245,591</b>	<b>\$28,060,773</b>	-
<b>AUTHORIZED POSITIONS</b>						
8150 Class/Unclass Positions	58	56	56	59	59	-
<b>TOTAL AUTHORIZED POSITIONS</b>	<b>58</b>	<b>56</b>	<b>56</b>	<b>59</b>	<b>59</b>	-
<b>AUTHORIZED FTE</b>						
8250 Class/Unclass FTE Positions	55.34	55.00	55.00	59.00	59.00	-
<b>TOTAL AUTHORIZED FTE</b>	<b>55.34</b>	<b>55.00</b>	<b>55.00</b>	<b>59.00</b>	<b>59.00</b>	-

Budget Support - Detail Revenues and Expenditures  
 2019-21 Biennium  
 Infrastructure

Cross Reference Number: 12300-300-00-00-00000

Description	2015-17 Actuals	2017-19 Leg Adopted Budget	2017-19 Leg Approved Budget	2019-21 Agency Request Budget	2019-21 Governor's Budget	2019-21 Leg. Adopted Audit
<b>BEGINNING BALANCE</b>						
<b>0025 Beginning Balance</b>						
4400 Lottery Funds Ltd	-	250,000	250,000	-	-	-
3200 Other Funds Non-Ltd	207,910,017	198,823,605	198,823,605	183,166,566	183,166,566	-
3230 Other Funds Debt Svc Non-Ltd	4,305,296	3,721,801	3,721,801	3,800,000	3,800,000	-
3400 Other Funds Ltd	38,631,182	194,993,340	194,993,340	169,953,341	169,953,341	-
6400 Federal Funds Ltd	250,663	9,619	9,619	-	-	-
All Funds	251,097,158	397,798,365	397,798,365	356,919,907	356,919,907	-
<b>0030 Beginning Balance Adjustment</b>						
3200 Other Funds Non-Ltd	-	3,201,331	3,201,331	-	-	-
3400 Other Funds Ltd	-	526,471	526,471	-	-	-
All Funds	-	3,727,802	3,727,802	-	-	-
<b>BEGINNING BALANCE</b>						
4400 Lottery Funds Ltd	-	250,000	250,000	-	-	-
3200 Other Funds Non-Ltd	207,910,017	202,024,936	202,024,936	183,166,566	183,166,566	-
3230 Other Funds Debt Svc Non-Ltd	4,305,296	3,721,801	3,721,801	3,800,000	3,800,000	-
3400 Other Funds Ltd	38,631,182	195,519,811	195,519,811	169,953,341	169,953,341	-
6400 Federal Funds Ltd	250,663	9,619	9,619	-	-	-
<b>TOTAL BEGINNING BALANCE</b>	<b>\$251,097,158</b>	<b>\$401,526,167</b>	<b>\$401,526,167</b>	<b>\$356,919,907</b>	<b>\$356,919,907</b>	<b>-</b>

**REVENUE CATEGORIES**

**GENERAL FUND APPROPRIATION**

**0050 General Fund Appropriation**

8000 General Fund	-	2,000,000	2,000,000	-	-	-
-------------------	---	-----------	-----------	---	---	---



Budget Support - Detail Revenues and Expenditures  
 2019-21 Biennium  
 Infrastructure

Cross Reference Number: 12300-300-00-00-00000

Description	2015-17 Actuals	2017-19 Leg Adopted Budget	2017-19 Leg Approved Budget	2019-21 Agency Request Budget	2019-21 Governor's Budget	2019-21 Leg. Adopted Audit
<b>LICENSES AND FEES</b>						
<b>0205 Business Lic and Fees</b>						
3400 Other Funds Ltd	-	7,500	7,500	7,500	7,500	-
<b>CHARGES FOR SERVICES</b>						
<b>0410 Charges for Services</b>						
3200 Other Funds Non-Ltd	100	249,000	249,000	249,000	249,000	-
3400 Other Funds Ltd	-	12,000	12,000	12,000	12,000	-
All Funds	100	261,000	261,000	261,000	261,000	-
<b>BOND SALES</b>						
<b>0555 General Fund Obligation Bonds</b>						
3400 Other Funds Ltd	195,450,272	121,610,000	121,610,000	276,214,500	245,899,500	-
<b>0565 Lottery Bonds</b>						
3200 Other Funds Non-Ltd	27,818,823	30,000,000	30,000,000	155,000,000	119,450,000	-
3400 Other Funds Ltd	10,825,185	20,953,296	20,953,296	65,502,615	59,923,907	-
All Funds	38,644,008	50,953,296	50,953,296	220,502,615	179,373,907	-
<b>0570 Revenue Bonds</b>						
3200 Other Funds Non-Ltd	-	30,000,000	30,000,000	30,000,000	30,000,000	-
<b>BOND SALES</b>						
3200 Other Funds Non-Ltd	27,818,823	60,000,000	60,000,000	185,000,000	149,450,000	-
3400 Other Funds Ltd	206,275,457	142,563,296	142,563,296	341,717,115	305,823,407	-
<b>TOTAL BOND SALES</b>	<b>\$234,094,280</b>	<b>\$202,563,296</b>	<b>\$202,563,296</b>	<b>\$526,717,115</b>	<b>\$455,273,407</b>	<b>-</b>
<b>INTEREST EARNINGS</b>						
<b>0605 Interest Income</b>						

Budget Support - Detail Revenues and Expenditures  
 2019-21 Biennium  
 Infrastructure

Cross Reference Number: 12300-300-00-00-00000

Description	2015-17 Actuals	2017-19 Leg Adopted Budget	2017-19 Leg Approved Budget	2019-21 Agency Request Budget	2019-21 Governor's Budget	2019-21 Leg. Adopted Audit
3200 Other Funds Non-Ltd	31,725,312	26,455,081	26,455,081	27,809,408	27,809,408	-
3230 Other Funds Debt Svc Non-Ltd	628	745	745	745	745	-
3400 Other Funds Ltd	1,746,830	1,488,278	1,488,278	3,615,246	3,615,246	-
All Funds	33,472,770	27,944,104	27,944,104	31,425,399	31,425,399	-
<b>LOAN REPAYMENT</b>						
<b>0925 Loan Repayments</b>						
3200 Other Funds Non-Ltd	113,027,431	72,478,644	72,478,644	72,478,644	72,478,644	-
<b>OTHER</b>						
<b>0975 Other Revenues</b>						
3400 Other Funds Ltd	94,875	200,874	993,028	1,002,284	1,002,284	-
<b>FEDERAL FUNDS REVENUE</b>						
<b>0995 Federal Funds</b>						
6400 Federal Funds Ltd	22,413,142	33,698,583	33,726,509	34,880,972	35,019,289	-
<b>TRANSFERS IN</b>						
<b>1010 Transfer In - Intrafund</b>						
4400 Lottery Funds Ltd	2,100,000	-	-	-	-	-
3200 Other Funds Non-Ltd	45,509,809	4,800,000	4,800,000	4,800,000	4,800,000	-
3230 Other Funds Debt Svc Non-Ltd	40,070,159	37,131,695	37,131,695	37,131,695	37,131,695	-
3400 Other Funds Ltd	7,716,548	7,963,676	7,963,676	7,077,760	8,461,539	-
6400 Federal Funds Ltd	576,561	-	-	-	-	-
All Funds	95,973,077	49,895,371	49,895,371	49,009,455	50,393,234	-
<b>1040 Transfer In Lottery Proceeds</b>						
4400 Lottery Funds Ltd	-	-	-	750,000	-	-

Budget Support - Detail Revenues and Expenditures  
 2019-21 Biennium  
 Infrastructure

Cross Reference Number: 12300-300-00-00-00000

Description	2015-17 Actuals	2017-19 Leg Adopted Budget	2017-19 Leg Approved Budget	2019-21 Agency Request Budget	2019-21 Governor's Budget	2019-21 Leg. Adopted Audit
<b>1107 Tsfr From Administrative Svcs</b>						
4400 Lottery Funds Ltd	3,805,177	1,548,664	2,561,780	1,759,132	3,123,819	-
<b>1443 Tsfr From Oregon Health Authority</b>						
3200 Other Funds Non-Ltd	22,444,092	16,692,000	16,692,000	16,692,000	16,692,000	-
3400 Other Funds Ltd	599,942	740,000	740,000	740,000	740,000	-
All Funds	23,044,034	17,432,000	17,432,000	17,432,000	17,432,000	-
<b>1730 Tsfr From Transportation, Dept</b>						
3400 Other Funds Ltd	-	417,000	417,000	473,350	473,350	-
<b>TRANSFERS IN</b>						
4400 Lottery Funds Ltd	5,905,177	1,548,664	2,561,780	2,509,132	3,123,819	-
3200 Other Funds Non-Ltd	67,953,901	21,492,000	21,492,000	21,492,000	21,492,000	-
3230 Other Funds Debt Svc Non-Ltd	40,070,159	37,131,695	37,131,695	37,131,695	37,131,695	-
3400 Other Funds Ltd	8,316,490	9,120,676	9,120,676	8,291,110	9,674,889	-
6400 Federal Funds Ltd	576,561	-	-	-	-	-
<b>TOTAL TRANSFERS IN</b>	<b>\$122,822,288</b>	<b>\$69,293,035</b>	<b>\$70,306,151</b>	<b>\$69,423,937</b>	<b>\$71,422,403</b>	-
<b>REVENUE CATEGORIES</b>						
8000 General Fund	-	2,000,000	2,000,000	-	-	-
4400 Lottery Funds Ltd	5,905,177	1,548,664	2,561,780	2,509,132	3,123,819	-
3200 Other Funds Non-Ltd	240,525,567	180,674,725	180,674,725	307,029,052	271,479,052	-
3230 Other Funds Debt Svc Non-Ltd	40,070,787	37,132,440	37,132,440	37,132,440	37,132,440	-
3400 Other Funds Ltd	216,433,652	153,392,624	154,184,778	354,645,255	320,135,326	-
6400 Federal Funds Ltd	22,989,703	33,698,583	33,726,509	34,880,972	35,019,289	-
<b>TOTAL REVENUE CATEGORIES</b>	<b>\$525,924,886</b>	<b>\$408,447,036</b>	<b>\$410,280,232</b>	<b>\$736,196,851</b>	<b>\$666,889,926</b>	-

Budget Support - Detail Revenues and Expenditures  
 2019-21 Biennium  
 Infrastructure

Cross Reference Number: 12300-300-00-00-00000

Description	2015-17 Actuals	2017-19 Leg Adopted Budget	2017-19 Leg Approved Budget	2019-21 Agency Request Budget	2019-21 Governor's Budget	2019-21 Leg. Adopted Audit
<b>TRANSFERS OUT</b>						
<b>2010 Transfer Out - Intrafund</b>						
4400 Lottery Funds Ltd	(2,100,000)	-	-	-	-	-
3200 Other Funds Non-Ltd	(93,329,855)	(51,755,587)	(51,798,550)	(52,780,165)	(52,780,165)	-
3230 Other Funds Debt Svc Non-Ltd	(335,333)	-	-	-	-	-
3400 Other Funds Ltd	(2,741,611)	-	-	-	-	-
6400 Federal Funds Ltd	(576,561)	-	-	-	-	-
All Funds	(99,083,360)	(51,755,587)	(51,798,550)	(52,780,165)	(52,780,165)	-
<b>2107 Tsfr To Administrative Svcs</b>						
4400 Lottery Funds Ltd	(400,000)	-	-	-	-	-
3200 Other Funds Non-Ltd	(1,149,220)	-	-	-	-	-
3400 Other Funds Ltd	(439,007)	-	-	-	-	-
All Funds	(1,988,227)	-	-	-	-	-
<b>2443 Tsfr To Oregon Health Authority</b>						
3200 Other Funds Non-Ltd	(375,000)	-	-	-	-	-
<b>TRANSFERS OUT</b>						
4400 Lottery Funds Ltd	(2,500,000)	-	-	-	-	-
3200 Other Funds Non-Ltd	(94,854,075)	(51,755,587)	(51,798,550)	(52,780,165)	(52,780,165)	-
3230 Other Funds Debt Svc Non-Ltd	(335,333)	-	-	-	-	-
3400 Other Funds Ltd	(3,180,618)	-	-	-	-	-
6400 Federal Funds Ltd	(576,561)	-	-	-	-	-
<b>TOTAL TRANSFERS OUT</b>	<b>(\$101,446,587)</b>	<b>(\$51,755,587)</b>	<b>(\$51,798,550)</b>	<b>(\$52,780,165)</b>	<b>(\$52,780,165)</b>	<b>-</b>

**AVAILABLE REVENUES**

Budget Support - Detail Revenues and Expenditures  
 2019-21 Biennium  
 Infrastructure

Cross Reference Number: 12300-300-00-00-00000

Description	2015-17 Actuals	2017-19 Leg Adopted Budget	2017-19 Leg Approved Budget	2019-21 Agency Request Budget	2019-21 Governor's Budget	2019-21 Leg. Adopted Audit
8000 General Fund	-	2,000,000	2,000,000	-	-	-
4400 Lottery Funds Ltd	3,405,177	1,798,664	2,811,780	2,509,132	3,123,819	-
3200 Other Funds Non-Ltd	353,581,509	330,944,074	330,901,111	437,415,453	401,865,453	-
3230 Other Funds Debt Svc Non-Ltd	44,040,750	40,854,241	40,854,241	40,932,440	40,932,440	-
3400 Other Funds Ltd	251,884,216	348,912,435	349,704,589	524,598,596	490,088,667	-
6400 Federal Funds Ltd	22,663,805	33,708,202	33,736,128	34,880,972	35,019,289	-
<b>TOTAL AVAILABLE REVENUES</b>	<b>\$675,575,457</b>	<b>\$758,217,616</b>	<b>\$760,007,849</b>	<b>\$1,040,336,593</b>	<b>\$971,029,668</b>	-
<b>EXPENDITURES</b>						
<b>PERSONAL SERVICES</b>						
<b>SALARIES &amp; WAGES</b>						
<b>3110 Class/Unclass Sal. and Per Diem</b>						
4400 Lottery Funds Ltd	693,641	678,478	694,126	776,369	1,415,517	-
3400 Other Funds Ltd	3,653,898	4,084,203	4,192,248	3,568,053	3,585,789	-
6400 Federal Funds Ltd	374,829	685,223	705,578	660,346	660,346	-
All Funds	4,722,368	5,447,904	5,591,952	5,004,768	5,661,652	-
<b>3160 Temporary Appointments</b>						
4400 Lottery Funds Ltd	2,297	-	-	-	-	-
3400 Other Funds Ltd	46,887	-	-	-	-	-
All Funds	49,184	-	-	-	-	-
<b>3190 All Other Differential</b>						
4400 Lottery Funds Ltd	8,533	-	-	-	-	-
3400 Other Funds Ltd	13,626	-	-	-	-	-
All Funds	22,159	-	-	-	-	-

Budget Support - Detail Revenues and Expenditures  
 2019-21 Biennium  
 Infrastructure

Cross Reference Number: 12300-300-00-00-00000

Description	2015-17 Actuals	2017-19 Leg Adopted Budget	2017-19 Leg Approved Budget	2019-21 Agency Request Budget	2019-21 Governor's Budget	2019-21 Leg. Adopted Audit
<b>SALARIES &amp; WAGES</b>						
4400 Lottery Funds Ltd	704,471	678,478	694,126	776,369	1,415,517	-
3400 Other Funds Ltd	3,714,411	4,084,203	4,192,248	3,568,053	3,585,789	-
6400 Federal Funds Ltd	374,829	685,223	705,578	660,346	660,346	-
<b>TOTAL SALARIES &amp; WAGES</b>	<b>\$4,793,711</b>	<b>\$5,447,904</b>	<b>\$5,591,952</b>	<b>\$5,004,768</b>	<b>\$5,661,652</b>	-
<b>OTHER PAYROLL EXPENSES</b>						
<b>3210 Empl. Rel. Bd. Assessments</b>						
4400 Lottery Funds Ltd	212	279	279	299	587	-
3400 Other Funds Ltd	1,039	1,556	1,556	1,285	1,285	-
6400 Federal Funds Ltd	111	274	274	246	246	-
All Funds	1,362	2,109	2,109	1,830	2,118	-
<b>3220 Public Employees' Retire Cont</b>						
4400 Lottery Funds Ltd	114,663	129,521	131,908	131,749	240,212	-
3400 Other Funds Ltd	584,924	779,679	794,049	605,500	608,510	-
6400 Federal Funds Ltd	62,487	130,807	133,224	112,060	112,060	-
All Funds	762,074	1,040,007	1,059,181	849,309	960,782	-
<b>3221 Pension Obligation Bond</b>						
4400 Lottery Funds Ltd	42,833	49,520	38,545	43,756	43,756	-
3400 Other Funds Ltd	220,472	238,164	232,028	253,698	253,698	-
6400 Federal Funds Ltd	22,902	39,769	38,928	42,275	42,275	-
All Funds	286,207	327,453	309,501	339,729	339,729	-
<b>3230 Social Security Taxes</b>						
4400 Lottery Funds Ltd	52,800	51,904	51,904	59,391	108,286	-

Budget Support - Detail Revenues and Expenditures  
2019-21 Biennium  
Infrastructure

Cross Reference Number: 12300-300-00-00-00000

Description	2015-17 Actuals	2017-19 Leg Adopted Budget	2017-19 Leg Approved Budget	2019-21 Agency Request Budget	2019-21 Governor's Budget	2019-21 Leg. Adopted Audit
3400 Other Funds Ltd	278,963	312,445	312,445	272,958	274,315	-
6400 Federal Funds Ltd	28,039	52,418	52,418	50,515	50,515	-
All Funds	359,802	416,767	416,767	382,864	433,116	-
<b>3240 Unemployment Assessments</b>						
3400 Other Funds Ltd	-	93,746	93,746	97,309	97,309	-
<b>3250 Worker's Comp. Assess. (WCD)</b>						
4400 Lottery Funds Ltd	283	338	338	284	563	-
3400 Other Funds Ltd	1,454	1,884	1,884	1,220	1,220	-
6400 Federal Funds Ltd	140	331	331	236	236	-
All Funds	1,877	2,553	2,553	1,740	2,019	-
<b>3260 Mass Transit Tax</b>						
4400 Lottery Funds Ltd	4,225	5,119	5,119	4,658	4,658	-
3400 Other Funds Ltd	20,315	24,622	24,622	27,008	27,008	-
All Funds	24,540	29,741	29,741	31,666	31,666	-
<b>3270 Flexible Benefits</b>						
4400 Lottery Funds Ltd	153,136	163,346	169,402	172,402	339,526	-
3400 Other Funds Ltd	823,245	908,407	942,088	738,871	738,871	-
6400 Federal Funds Ltd	82,411	161,679	167,674	144,247	144,247	-
All Funds	1,058,792	1,233,432	1,279,164	1,055,520	1,222,644	-
<b>OTHER PAYROLL EXPENSES</b>						
4400 Lottery Funds Ltd	368,152	400,027	397,495	412,539	737,588	-
3400 Other Funds Ltd	1,930,412	2,360,503	2,402,418	1,997,849	2,002,216	-
6400 Federal Funds Ltd	196,090	385,278	392,849	349,579	349,579	-

Budget Support - Detail Revenues and Expenditures  
 2019-21 Biennium  
 Infrastructure

Cross Reference Number: 12300-300-00-00-00000

Description	2015-17 Actuals	2017-19 Leg Adopted Budget	2017-19 Leg Approved Budget	2019-21 Agency Request Budget	2019-21 Governor's Budget	2019-21 Leg. Adopted Audit
<b>TOTAL OTHER PAYROLL EXPENSES</b>	<b>\$2,494,654</b>	<b>\$3,145,808</b>	<b>\$3,192,762</b>	<b>\$2,759,967</b>	<b>\$3,089,383</b>	<b>-</b>
<b>P.S. BUDGET ADJUSTMENTS</b>						
<b>3455 Vacancy Savings</b>						
4400 Lottery Funds Ltd	-	(8,440)	(8,440)	(31,611)	(31,611)	-
3400 Other Funds Ltd	-	(167,051)	(167,051)	(79,417)	(79,417)	-
6400 Federal Funds Ltd	-	(10,009)	(10,009)	(13,417)	(13,417)	-
All Funds	-	(185,500)	(185,500)	(124,445)	(124,445)	-
<b>3465 Reconciliation Adjustment</b>						
4400 Lottery Funds Ltd	-	-	-	-	3,938	-
3400 Other Funds Ltd	-	27,957	27,957	-	-	-
All Funds	-	27,957	27,957	-	3,938	-
<b>P.S. BUDGET ADJUSTMENTS</b>						
4400 Lottery Funds Ltd	-	(8,440)	(8,440)	(31,611)	(27,673)	-
3400 Other Funds Ltd	-	(139,094)	(139,094)	(79,417)	(79,417)	-
6400 Federal Funds Ltd	-	(10,009)	(10,009)	(13,417)	(13,417)	-
<b>TOTAL P.S. BUDGET ADJUSTMENTS</b>	<b>-</b>	<b>(\$157,543)</b>	<b>(\$157,543)</b>	<b>(\$124,445)</b>	<b>(\$120,507)</b>	<b>-</b>
<b>PERSONAL SERVICES</b>						
4400 Lottery Funds Ltd	1,072,623	1,070,065	1,083,181	1,157,297	2,125,432	-
3400 Other Funds Ltd	5,644,823	6,305,612	6,455,572	5,486,485	5,508,588	-
6400 Federal Funds Ltd	570,919	1,060,492	1,088,418	996,508	996,508	-
<b>TOTAL PERSONAL SERVICES</b>	<b>\$7,288,365</b>	<b>\$8,436,169</b>	<b>\$8,627,171</b>	<b>\$7,640,290</b>	<b>\$8,630,528</b>	<b>-</b>
<b>SERVICES &amp; SUPPLIES</b>						
<b>4100 Instate Travel</b>						



Budget Support - Detail Revenues and Expenditures  
 2019-21 Biennium  
 Infrastructure

Cross Reference Number: 12300-300-00-00-00000

Description	2015-17 Actuals	2017-19 Leg Adopted Budget	2017-19 Leg Approved Budget	2019-21 Agency Request Budget	2019-21 Governor's Budget	2019-21 Leg. Adopted Audit
4400 Lottery Funds Ltd	8,803	12,973	12,973	13,466	18,466	-
3400 Other Funds Ltd	142,463	139,118	139,118	144,404	144,404	-
6400 Federal Funds Ltd	4,439	37,923	37,923	39,364	39,364	-
All Funds	155,705	190,014	190,014	197,234	202,234	-
<b>4125 Out of State Travel</b>						
4400 Lottery Funds Ltd	1,498	4,268	4,268	4,430	4,430	-
3400 Other Funds Ltd	36,513	47,153	47,153	48,945	48,945	-
6400 Federal Funds Ltd	11,877	25,166	25,166	26,122	26,122	-
All Funds	49,888	76,587	76,587	79,497	79,497	-
<b>4150 Employee Training</b>						
4400 Lottery Funds Ltd	1,585	5,196	5,196	5,393	7,893	-
3400 Other Funds Ltd	29,650	42,888	42,888	44,518	44,518	-
6400 Federal Funds Ltd	1,355	13,346	13,346	13,853	13,853	-
All Funds	32,590	61,430	61,430	63,764	66,264	-
<b>4175 Office Expenses</b>						
4400 Lottery Funds Ltd	3,224	7,454	7,454	7,737	16,737	-
3400 Other Funds Ltd	32,286	58,645	58,645	60,874	60,874	-
6400 Federal Funds Ltd	2,376	41,935	41,935	43,529	43,529	-
All Funds	37,886	108,034	108,034	112,140	121,140	-
<b>4200 Telecommunications</b>						
4400 Lottery Funds Ltd	6,834	9,159	9,159	9,507	27,007	-
3400 Other Funds Ltd	53,467	30,316	30,316	31,468	31,468	-
6400 Federal Funds Ltd	1,526	1,663	1,663	1,726	1,726	-

Budget Support - Detail Revenues and Expenditures  
 2019-21 Biennium  
 Infrastructure

Cross Reference Number: 12300-300-00-00-00000

Description	2015-17 Actuals	2017-19 Leg Adopted Budget	2017-19 Leg Approved Budget	2019-21 Agency Request Budget	2019-21 Governor's Budget	2019-21 Leg. Adopted Audit
All Funds	61,827	41,138	41,138	42,701	60,201	-
<b>4225 State Gov. Service Charges</b>						
4400 Lottery Funds Ltd	29,084	48,766	48,766	153,235	151,957	-
3200 Other Funds Non-Ltd	18,294	68,164	68,164	68,164	68,164	-
3400 Other Funds Ltd	242,155	222,541	222,541	426,512	418,328	-
6400 Federal Funds Ltd	486	1,053	1,053	1,053	1,053	-
All Funds	290,019	340,524	340,524	648,964	639,502	-
<b>4250 Data Processing</b>						
3400 Other Funds Ltd	-	3,350	3,350	3,477	3,477	-
6400 Federal Funds Ltd	-	3,983	3,983	4,134	4,134	-
All Funds	-	7,333	7,333	7,611	7,611	-
<b>4275 Publicity and Publications</b>						
4400 Lottery Funds Ltd	373	1,444	1,444	1,499	621	-
3400 Other Funds Ltd	19,685	35,085	35,085	36,418	36,418	-
6400 Federal Funds Ltd	750	39,375	39,375	40,871	40,871	-
All Funds	20,808	75,904	75,904	78,788	77,910	-
<b>4300 Professional Services</b>						
4400 Lottery Funds Ltd	219,972	98,840	98,840	102,991	102,991	-
3200 Other Funds Non-Ltd	-	90,681	90,681	94,490	94,490	-
3400 Other Funds Ltd	841,509	761,049	761,049	793,013	793,013	-
6400 Federal Funds Ltd	1,726	241,854	241,854	252,012	252,012	-
All Funds	1,063,207	1,192,424	1,192,424	1,242,506	1,242,506	-
<b>4315 IT Professional Services</b>						

Budget Support - Detail Revenues and Expenditures  
 2019-21 Biennium  
 Infrastructure

Cross Reference Number: 12300-300-00-00-00000

Description	2015-17 Actuals	2017-19 Leg Adopted Budget	2017-19 Leg Approved Budget	2019-21 Agency Request Budget	2019-21 Governor's Budget	2019-21 Leg. Adopted Audit
3400 Other Funds Ltd	-	2,211	2,211	2,304	2,304	-
<b>4325 Attorney General</b>						
4400 Lottery Funds Ltd	14,238	12,480	12,480	14,993	58,101	-
3200 Other Funds Non-Ltd	18,236	73,308	73,308	88,072	82,832	-
3400 Other Funds Ltd	62,751	75,201	75,201	90,346	84,970	-
6400 Federal Funds Ltd	3,487	20,392	20,392	24,499	23,041	-
All Funds	98,712	181,381	181,381	217,910	248,944	-
<b>4375 Employee Recruitment and Develop</b>						
4400 Lottery Funds Ltd	215	22	22	23	23	-
3400 Other Funds Ltd	2,943	7,181	7,181	7,454	7,454	-
6400 Federal Funds Ltd	-	5,469	5,469	5,677	5,677	-
All Funds	3,158	12,672	12,672	13,154	13,154	-
<b>4400 Dues and Subscriptions</b>						
4400 Lottery Funds Ltd	365	519	519	539	539	-
3400 Other Funds Ltd	32,256	15,079	15,079	15,652	15,652	-
6400 Federal Funds Ltd	10,660	16,953	16,953	17,597	17,597	-
All Funds	43,281	32,551	32,551	33,788	33,788	-
<b>4425 Facilities Rental and Taxes</b>						
4400 Lottery Funds Ltd	21,091	22,977	22,977	23,850	23,850	-
3400 Other Funds Ltd	289,998	292,195	292,195	303,298	303,298	-
6400 Federal Funds Ltd	-	56,029	56,029	58,158	58,158	-
All Funds	311,089	371,201	371,201	385,306	385,306	-
<b>4450 Fuels and Utilities</b>						

Budget Support - Detail Revenues and Expenditures  
 2019-21 Biennium  
 Infrastructure

Cross Reference Number: 12300-300-00-00-00000

Description	2015-17 Actuals	2017-19 Leg Adopted Budget	2017-19 Leg Approved Budget	2019-21 Agency Request Budget	2019-21 Governor's Budget	2019-21 Leg. Adopted Audit
3400 Other Funds Ltd	10,558	-	-	-	-	-
<b>4475 Facilities Maintenance</b>						
3400 Other Funds Ltd	2,357	-	-	-	-	-
<b>4575 Agency Program Related S and S</b>						
4400 Lottery Funds Ltd	-	-	-	-	50,000	-
3400 Other Funds Ltd	8,573	9,297	9,297	9,650	4,032	-
6400 Federal Funds Ltd	7,000	42,109	42,109	43,709	43,709	-
All Funds	15,573	51,406	51,406	53,359	97,741	-
<b>4650 Other Services and Supplies</b>						
4400 Lottery Funds Ltd	906	-	-	750,000	-	-
3200 Other Funds Non-Ltd	150,637	162,225	162,225	168,389	168,389	-
3400 Other Funds Ltd	848,678	2,580,355	2,622,549	6,320,300	5,426,592	-
All Funds	1,000,221	2,742,580	2,784,774	7,238,689	5,594,981	-
<b>4700 Expendable Prop 250 - 5000</b>						
4400 Lottery Funds Ltd	31	4,501	4,501	4,672	26,272	-
3400 Other Funds Ltd	48,937	33,911	33,911	35,200	35,200	-
6400 Federal Funds Ltd	-	47,924	47,924	49,745	49,745	-
All Funds	48,968	86,336	86,336	89,617	111,217	-
<b>4715 IT Expendable Property</b>						
4400 Lottery Funds Ltd	10,504	-	-	-	-	-
3400 Other Funds Ltd	20,955	5,384	5,384	5,589	5,589	-
6400 Federal Funds Ltd	714	-	-	-	-	-
All Funds	32,173	5,384	5,384	5,589	5,589	-

Budget Support - Detail Revenues and Expenditures  
 2019-21 Biennium  
 Infrastructure

Cross Reference Number: 12300-300-00-00-00000

Description	2015-17 Actuals	2017-19 Leg Adopted Budget	2017-19 Leg Approved Budget	2019-21 Agency Request Budget	2019-21 Governor's Budget	2019-21 Leg. Adopted Audit
<b>SERVICES &amp; SUPPLIES</b>						
4400 Lottery Funds Ltd	318,723	228,599	228,599	1,092,335	488,887	-
3200 Other Funds Non-Ltd	187,167	394,378	394,378	419,115	413,875	-
3400 Other Funds Ltd	2,725,734	4,360,959	4,403,153	8,379,422	7,466,536	-
6400 Federal Funds Ltd	46,396	595,174	595,174	622,049	620,591	-
<b>TOTAL SERVICES &amp; SUPPLIES</b>	<b>\$3,278,020</b>	<b>\$5,579,110</b>	<b>\$5,621,304</b>	<b>\$10,512,921</b>	<b>\$8,989,889</b>	-
<b>CAPITAL OUTLAY</b>						
<b>5150 Telecommunications Equipment</b>						
4400 Lottery Funds Ltd	1,274	-	-	-	-	-
3400 Other Funds Ltd	1,699	-	-	-	-	-
All Funds	2,973	-	-	-	-	-
<b>5350 Industrial and Heavy Equipment</b>						
3400 Other Funds Ltd	942,494	-	-	-	-	-
<b>CAPITAL OUTLAY</b>						
4400 Lottery Funds Ltd	1,274	-	-	-	-	-
3400 Other Funds Ltd	944,193	-	-	-	-	-
<b>TOTAL CAPITAL OUTLAY</b>	<b>\$945,467</b>	-	-	-	-	-
<b>SPECIAL PAYMENTS</b>						
<b>6015 Dist to Cities</b>						
3200 Other Funds Non-Ltd	7,518,301	4,051,500	4,051,500	4,205,457	4,205,457	-
3400 Other Funds Ltd	1,834,317	-	-	-	-	-
6400 Federal Funds Ltd	18,883,940	20,530,581	20,530,581	21,310,743	21,310,743	-
All Funds	28,236,558	24,582,081	24,582,081	25,516,200	25,516,200	-

Budget Support - Detail Revenues and Expenditures  
 2019-21 Biennium  
 Infrastructure

Cross Reference Number: 12300-300-00-00-00000

Description	2015-17 Actuals	2017-19 Leg Adopted Budget	2017-19 Leg Approved Budget	2019-21 Agency Request Budget	2019-21 Governor's Budget	2019-21 Leg. Adopted Audit
<b>6020 Dist to Counties</b>						
3200 Other Funds Non-Ltd	1,013,831	250,000	250,000	259,500	259,500	-
3400 Other Funds Ltd	3,013,852	-	-	-	-	-
6400 Federal Funds Ltd	2,250,582	8,963,349	8,963,349	9,303,956	9,303,956	-
All Funds	6,278,265	9,213,349	9,213,349	9,563,456	9,563,456	-
<b>6025 Dist to Other Gov Unit</b>						
8000 General Fund	-	2,000,000	2,000,000	-	-	-
4400 Lottery Funds Ltd	-	250,000	1,250,000	259,500	259,500	-
3200 Other Funds Non-Ltd	4,592,947	44,755,000	44,755,000	67,455,690	47,455,690	-
3400 Other Funds Ltd	7,932,914	77,265,089	77,865,089	151,332,462	101,332,462	-
6400 Federal Funds Ltd	421,000	-	-	-	-	-
All Funds	12,946,861	124,270,089	125,870,089	219,047,652	149,047,652	-
<b>6030 Dist to Non-Gov Units</b>						
4400 Lottery Funds Ltd	-	-	-	-	250,000	-
3200 Other Funds Non-Ltd	-	61,500	61,500	11,113,837	8,613,837	-
3400 Other Funds Ltd	-	-	-	-	7,500,000	-
6400 Federal Funds Ltd	89,100	1,960,275	1,960,275	2,034,765	2,034,765	-
All Funds	89,100	2,021,775	2,021,775	13,148,602	18,398,602	-
<b>6040 Dist to Local School Districts</b>						
3400 Other Funds Ltd	12,363,744	257,490,000	257,490,000	358,535,381	358,535,381	-
6400 Federal Funds Ltd	173,124	-	-	-	-	-
All Funds	12,536,868	257,490,000	257,490,000	358,535,381	358,535,381	-
<b>6045 Dist to Comm College Districts</b>						

Budget Support - Detail Revenues and Expenditures  
 2019-21 Biennium  
 Infrastructure

Cross Reference Number: 12300-300-00-00-00000

Description	2015-17 Actuals	2017-19 Leg Adopted Budget	2017-19 Leg Approved Budget	2019-21 Agency Request Budget	2019-21 Governor's Budget	2019-21 Leg. Adopted Audit
3400 Other Funds Ltd	1,924,487	-	-	-	-	-
<b>6048 Spc Pmt to Public Universities</b>						
3200 Other Funds Non-Ltd	85,000	-	-	-	-	-
<b>6050 Dist to Non-Profit Organizations</b>						
4400 Lottery Funds Ltd	2,000,000	-	-	-	-	-
3200 Other Funds Non-Ltd	275,872	-	-	-	-	-
3400 Other Funds Ltd	1,140,360	-	-	-	-	-
6400 Federal Funds Ltd	113,452	-	-	-	-	-
All Funds	3,529,684	-	-	-	-	-
<b>6080 Loans Made - Other</b>						
3200 Other Funds Non-Ltd	65,514,001	138,759,109	138,759,109	236,981,955	231,431,955	-
6400 Federal Funds Ltd	-	589,528	589,528	611,930	611,930	-
All Funds	65,514,001	139,348,637	139,348,637	237,593,885	232,043,885	-
<b>SPECIAL PAYMENTS</b>						
8000 General Fund	-	2,000,000	2,000,000	-	-	-
4400 Lottery Funds Ltd	2,000,000	250,000	1,250,000	259,500	509,500	-
3200 Other Funds Non-Ltd	78,999,952	187,877,109	187,877,109	320,016,439	291,966,439	-
3400 Other Funds Ltd	28,209,674	334,755,089	335,355,089	509,867,843	467,367,843	-
6400 Federal Funds Ltd	21,931,198	32,043,733	32,043,733	33,261,394	33,261,394	-
<b>TOTAL SPECIAL PAYMENTS</b>	<b>\$131,140,824</b>	<b>\$556,925,931</b>	<b>\$558,525,931</b>	<b>\$863,405,176</b>	<b>\$793,105,176</b>	-
<b>DEBT SERVICE</b>						
<b>7100 Principal - Bonds</b>						
3230 Other Funds Debt Svc Non-Ltd	34,245,000	29,455,625	29,455,625	29,455,625	29,455,625	-

Budget Support - Detail Revenues and Expenditures  
 2019-21 Biennium  
 Infrastructure

Cross Reference Number: 12300-300-00-00-00000

Description	2015-17 Actuals	2017-19 Leg Adopted Budget	2017-19 Leg Approved Budget	2019-21 Agency Request Budget	2019-21 Governor's Budget	2019-21 Leg. Adopted Audit
<b>7150 Interest - Bonds</b>						
3230 Other Funds Debt Svc Non-Ltd	6,287,606	7,676,071	7,676,071	7,676,071	7,676,071	-
<b>DEBT SERVICE</b>						
3230 Other Funds Debt Svc Non-Ltd	40,532,606	37,131,696	37,131,696	37,131,696	37,131,696	-
<b>TOTAL DEBT SERVICE</b>	<b>\$40,532,606</b>	<b>\$37,131,696</b>	<b>\$37,131,696</b>	<b>\$37,131,696</b>	<b>\$37,131,696</b>	-
<b>EXPENDITURES</b>						
8000 General Fund	-	2,000,000	2,000,000	-	-	-
4400 Lottery Funds Ltd	3,392,620	1,548,664	2,561,780	2,509,132	3,123,819	-
3200 Other Funds Non-Ltd	79,187,119	188,271,487	188,271,487	320,435,554	292,380,314	-
3230 Other Funds Debt Svc Non-Ltd	40,532,606	37,131,696	37,131,696	37,131,696	37,131,696	-
3400 Other Funds Ltd	37,524,424	345,421,660	346,213,814	523,733,750	480,342,967	-
6400 Federal Funds Ltd	22,548,513	33,699,399	33,727,325	34,879,951	34,878,493	-
<b>TOTAL EXPENDITURES</b>	<b>\$183,185,282</b>	<b>\$608,072,906</b>	<b>\$609,906,102</b>	<b>\$918,690,083</b>	<b>\$847,857,289</b>	-
<b>ENDING BALANCE</b>						
4400 Lottery Funds Ltd	12,557	250,000	250,000	-	-	-
3200 Other Funds Non-Ltd	274,394,390	142,672,587	142,629,624	116,979,899	109,485,139	-
3230 Other Funds Debt Svc Non-Ltd	3,508,144	3,722,545	3,722,545	3,800,744	3,800,744	-
3400 Other Funds Ltd	214,359,792	3,490,775	3,490,775	864,846	9,745,700	-
6400 Federal Funds Ltd	115,292	8,803	8,803	1,021	140,796	-
<b>TOTAL ENDING BALANCE</b>	<b>\$492,390,175</b>	<b>\$150,144,710</b>	<b>\$150,101,747</b>	<b>\$121,646,510</b>	<b>\$123,172,379</b>	-
<b>AUTHORIZED POSITIONS</b>						
8150 Class/Unclass Positions	38	37	37	30	39	-
<b>TOTAL AUTHORIZED POSITIONS</b>	<b>38</b>	<b>37</b>	<b>37</b>	<b>30</b>	<b>39</b>	-



**Budget Support - Detail Revenues and Expenditures  
2019-21 Biennium  
Infrastructure**

**Cross Reference Number: 12300-300-00-00-00000**

<i>Description</i>	<i>2015-17 Actuals</i>	<i>2017-19 Leg Adopted Budget</i>	<i>2017-19 Leg Approved Budget</i>	<i>2019-21 Agency Request Budget</i>	<i>2019-21 Governor's Budget</i>	<i>2019-21 Leg. Adopted Audit</i>
<b>AUTHORIZED FTE</b>						
8250 Class/Unclass FTE Positions	37.00	37.00	37.00	30.00	34.74	-
8280 FTE Reconciliation	-	-	-	-	0.01	-
<b>TOTAL AUTHORIZED FTE</b>	<b>37.00</b>	<b>37.00</b>	<b>37.00</b>	<b>30.00</b>	<b>34.75</b>	<b>-</b>

Description	2015-17 Actuals	2017-19 Leg Adopted Budget	2017-19 Leg Approved Budget	2019-21 Agency Request Budget	2019-21 Governor's Budget	2019-21 Leg. Adopted Audit
<b>REVENUE CATEGORIES</b>						
<b>TRANSFERS IN</b>						
<b>1107 Tsfr From Administrative Svcs</b>						
4400 Lottery Funds Ltd	1,164,460	1,207,545	1,207,545	1,253,432	1,207,545	-
<b>AVAILABLE REVENUES</b>						
4400 Lottery Funds Ltd	1,164,460	1,207,545	1,207,545	1,253,432	1,207,545	-
<b>TOTAL AVAILABLE REVENUES</b>	<b>\$1,164,460</b>	<b>\$1,207,545</b>	<b>\$1,207,545</b>	<b>\$1,253,432</b>	<b>\$1,207,545</b>	<b>-</b>
<b>EXPENDITURES</b>						
<b>SPECIAL PAYMENTS</b>						
<b>6025 Dist to Other Gov Unit</b>						
4400 Lottery Funds Ltd	1,164,460	-	-	-	-	-
<b>6030 Dist to Non-Gov Units</b>						
4400 Lottery Funds Ltd	-	1,207,545	1,207,545	1,253,432	1,207,545	-
<b>SPECIAL PAYMENTS</b>						
4400 Lottery Funds Ltd	1,164,460	1,207,545	1,207,545	1,253,432	1,207,545	-
<b>TOTAL SPECIAL PAYMENTS</b>	<b>\$1,164,460</b>	<b>\$1,207,545</b>	<b>\$1,207,545</b>	<b>\$1,253,432</b>	<b>\$1,207,545</b>	<b>-</b>

Budget Support - Detail Revenues and Expenditures  
 2019-21 Biennium  
 Arts

Cross Reference Number: 12300-600-00-00-00000

Description	2015-17 Actuals	2017-19 Leg Adopted Budget	2017-19 Leg Approved Budget	2019-21 Agency Request Budget	2019-21 Governor's Budget	2019-21 Leg. Adopted Audit
<b>BEGINNING BALANCE</b>						
<b>0025 Beginning Balance</b>						
3400 Other Funds Ltd	26,920,404	31,634,026	31,634,026	32,592,539	32,592,539	-
6400 Federal Funds Ltd	65,655	-	-	-	-	-
All Funds	26,986,059	31,634,026	31,634,026	32,592,539	32,592,539	-
<b>0030 Beginning Balance Adjustment</b>						
3400 Other Funds Ltd	-	304,254	304,254	-	-	-
<b>BEGINNING BALANCE</b>						
3400 Other Funds Ltd	26,920,404	31,938,280	31,938,280	32,592,539	32,592,539	-
6400 Federal Funds Ltd	65,655	-	-	-	-	-
<b>TOTAL BEGINNING BALANCE</b>	<b>\$26,986,059</b>	<b>\$31,938,280</b>	<b>\$31,938,280</b>	<b>\$32,592,539</b>	<b>\$32,592,539</b>	<b>-</b>
<b>REVENUE CATEGORIES</b>						
<b>GENERAL FUND APPROPRIATION</b>						
<b>0050 General Fund Appropriation</b>						
8000 General Fund	4,155,062	5,402,041	5,417,287	3,922,866	3,918,994	-
<b>BOND SALES</b>						
<b>0565 Lottery Bonds</b>						
3400 Other Funds Ltd	4,775,235	2,571,976	2,571,976	2,571,976	2,571,976	-
<b>INTEREST EARNINGS</b>						
<b>0605 Interest Income</b>						
3400 Other Funds Ltd	105,383	797,860	797,860	155,518	155,518	-
<b>DONATIONS AND CONTRIBUTIONS</b>						
<b>0905 Donations</b>						

Budget Support - Detail Revenues and Expenditures  
 2019-21 Biennium  
 Arts

Cross Reference Number: 12300-600-00-00-00000

Description	2015-17 Actuals	2017-19 Leg Adopted Budget	2017-19 Leg Approved Budget	2019-21 Agency Request Budget	2019-21 Governor's Budget	2019-21 Leg. Adopted Audit
3400 Other Funds Ltd	9,349,589	10,337,894	10,337,894	10,337,894	10,337,894	-
<b>0910 Grants (Non-Fed)</b>						
3400 Other Funds Ltd	521,304	700,000	700,000	700,000	700,000	-
<b>DONATIONS AND CONTRIBUTIONS</b>						
3400 Other Funds Ltd	9,870,893	11,037,894	11,037,894	11,037,894	11,037,894	-
<b>TOTAL DONATIONS AND CONTRIBUTIONS</b>	<b>\$9,870,893</b>	<b>\$11,037,894</b>	<b>\$11,037,894</b>	<b>\$11,037,894</b>	<b>\$11,037,894</b>	-
<b>OTHER</b>						
<b>0975 Other Revenues</b>						
3400 Other Funds Ltd	416,966	537,250	595,865	839,672	839,672	-
<b>FEDERAL FUNDS REVENUE</b>						
<b>0995 Federal Funds</b>						
6400 Federal Funds Ltd	1,467,400	1,957,113	1,957,113	2,031,548	2,031,548	-
<b>TRANSFERS IN</b>						
<b>1010 Transfer In - Intrafund</b>						
3400 Other Funds Ltd	6,408,769	-	-	6,500,000	6,500,000	-
<b>1730 Tsfr From Transportation, Dept</b>						
3400 Other Funds Ltd	767,483	748,853	748,853	791,332	791,332	-
<b>TRANSFERS IN</b>						
3400 Other Funds Ltd	7,176,252	748,853	748,853	7,291,332	7,291,332	-
<b>TOTAL TRANSFERS IN</b>	<b>\$7,176,252</b>	<b>\$748,853</b>	<b>\$748,853</b>	<b>\$7,291,332</b>	<b>\$7,291,332</b>	-
<b>REVENUE CATEGORIES</b>						
8000 General Fund	4,155,062	5,402,041	5,417,287	3,922,866	3,918,994	-
3400 Other Funds Ltd	22,344,729	15,693,833	15,752,448	21,896,392	21,896,392	-

Description	2015-17 Actuals	2017-19 Leg Adopted Budget	2017-19 Leg Approved Budget	2019-21 Agency Request Budget	2019-21 Governor's Budget	2019-21 Leg. Adopted Audit
6400 Federal Funds Ltd	1,467,400	1,957,113	1,957,113	2,031,548	2,031,548	-
<b>TOTAL REVENUE CATEGORIES</b>	<b>\$27,967,191</b>	<b>\$23,052,987</b>	<b>\$23,126,848</b>	<b>\$27,850,806</b>	<b>\$27,846,934</b>	-
<b>TRANSFERS OUT</b>						
<b>2010 Transfer Out - Intrafund</b>						
3400 Other Funds Ltd	(6,218,357)	-	-	(6,500,000)	(6,500,000)	-
<b>2107 Tsfr To Administrative Svcs</b>						
3400 Other Funds Ltd	(254,293)	-	-	-	-	-
<b>TRANSFERS OUT</b>						
3400 Other Funds Ltd	(6,472,650)	-	-	(6,500,000)	(6,500,000)	-
<b>TOTAL TRANSFERS OUT</b>	<b>(\$6,472,650)</b>	-	-	<b>(\$6,500,000)</b>	<b>(\$6,500,000)</b>	-
<b>AVAILABLE REVENUES</b>						
8000 General Fund	4,155,062	5,402,041	5,417,287	3,922,866	3,918,994	-
3400 Other Funds Ltd	42,792,483	47,632,113	47,690,728	47,988,931	47,988,931	-
6400 Federal Funds Ltd	1,533,055	1,957,113	1,957,113	2,031,548	2,031,548	-
<b>TOTAL AVAILABLE REVENUES</b>	<b>\$48,480,600</b>	<b>\$54,991,267</b>	<b>\$55,065,128</b>	<b>\$53,943,345</b>	<b>\$53,939,473</b>	-
<b>EXPENDITURES</b>						
<b>PERSONAL SERVICES</b>						
<b>SALARIES &amp; WAGES</b>						
<b>3110 Class/Unclass Sal. and Per Diem</b>						
8000 General Fund	913,208	603,267	621,683	648,924	648,924	-
3400 Other Funds Ltd	465,228	903,573	941,394	1,035,036	1,035,036	-
All Funds	1,378,436	1,506,840	1,563,077	1,683,960	1,683,960	-
<b>3160 Temporary Appointments</b>						

Description	2015-17 Actuals	2017-19 Leg Adopted Budget	2017-19 Leg Approved Budget	2019-21 Agency Request Budget	2019-21 Governor's Budget	2019-21 Leg. Adopted Audit
3400 Other Funds Ltd	22,142	-	-	-	-	-
<b>3170 Overtime Payments</b>						
8000 General Fund	807	-	-	-	-	-
3400 Other Funds Ltd	3,436	-	-	-	-	-
All Funds	4,243	-	-	-	-	-
<b>3190 All Other Differential</b>						
3400 Other Funds Ltd	2,382	-	-	-	-	-
<b>SALARIES &amp; WAGES</b>						
8000 General Fund	914,015	603,267	621,683	648,924	648,924	-
3400 Other Funds Ltd	493,188	903,573	941,394	1,035,036	1,035,036	-
<b>TOTAL SALARIES &amp; WAGES</b>	<b>\$1,407,203</b>	<b>\$1,506,840</b>	<b>\$1,563,077</b>	<b>\$1,683,960</b>	<b>\$1,683,960</b>	-
<b>OTHER PAYROLL EXPENSES</b>						
<b>3210 Empl. Rel. Bd. Assessments</b>						
8000 General Fund	184	242	242	259	259	-
3400 Other Funds Ltd	192	385	385	410	410	-
All Funds	376	627	627	669	669	-
<b>3220 Public Employees' Retire Cont</b>						
8000 General Fund	131,450	115,162	117,081	110,121	110,121	-
3400 Other Funds Ltd	59,759	171,690	174,923	174,932	174,932	-
All Funds	191,209	286,852	292,004	285,053	285,053	-
<b>3221 Pension Obligation Bond</b>						
8000 General Fund	55,867	48,362	34,272	36,573	36,573	-
3400 Other Funds Ltd	27,341	42,100	51,333	58,334	58,334	-

Description	2015-17 Actuals	2017-19 Leg Adopted Budget	2017-19 Leg Approved Budget	2019-21 Agency Request Budget	2019-21 Governor's Budget	2019-21 Leg. Adopted Audit
All Funds	83,208	90,462	85,605	94,907	94,907	-
<b>3230 Social Security Taxes</b>						
8000 General Fund	68,324	46,150	49,883	49,642	49,642	-
3400 Other Funds Ltd	37,044	69,124	69,124	79,180	79,180	-
All Funds	105,368	115,274	119,007	128,822	128,822	-
<b>3240 Unemployment Assessments</b>						
8000 General Fund	-	1	1	1	1	-
<b>3250 Worker's Comp. Assess. (WCD)</b>						
8000 General Fund	400	293	293	247	247	-
3400 Other Funds Ltd	288	466	466	391	391	-
All Funds	688	759	759	638	638	-
<b>3260 Mass Transit Tax</b>						
8000 General Fund	5,484	5,000	5,000	3,894	3,894	-
3400 Other Funds Ltd	2,959	4,352	4,352	6,211	6,211	-
All Funds	8,443	9,352	9,352	10,105	10,105	-
<b>3270 Flexible Benefits</b>						
8000 General Fund	192,170	142,078	147,346	149,955	149,955	-
3400 Other Funds Ltd	133,318	224,618	232,946	237,069	237,069	-
All Funds	325,488	366,696	380,292	387,024	387,024	-
<b>OTHER PAYROLL EXPENSES</b>						
8000 General Fund	453,879	357,288	354,118	350,692	350,692	-
3400 Other Funds Ltd	260,901	512,735	533,529	556,527	556,527	-
<b>TOTAL OTHER PAYROLL EXPENSES</b>	<b>\$714,780</b>	<b>\$870,023</b>	<b>\$887,647</b>	<b>\$907,219</b>	<b>\$907,219</b>	<b>-</b>

Budget Support - Detail Revenues and Expenditures  
 2019-21 Biennium  
 Arts

Cross Reference Number: 12300-600-00-00-00000

Description	2015-17 Actuals	2017-19 Leg Adopted Budget	2017-19 Leg Approved Budget	2019-21 Agency Request Budget	2019-21 Governor's Budget	2019-21 Leg. Adopted Audit
<b>P.S. BUDGET ADJUSTMENTS</b>						
<b>3455 Vacancy Savings</b>						
3400 Other Funds Ltd	-	(15,608)	(15,608)	(18,187)	(18,187)	-
<b>3465 Reconciliation Adjustment</b>						
8000 General Fund	-	(16,728)	(16,728)	-	-	-
3400 Other Funds Ltd	-	(3)	(3)	-	-	-
All Funds	-	(16,731)	(16,731)	-	-	-
<b>P.S. BUDGET ADJUSTMENTS</b>						
8000 General Fund	-	(16,728)	(16,728)	-	-	-
3400 Other Funds Ltd	-	(15,611)	(15,611)	(18,187)	(18,187)	-
<b>TOTAL P.S. BUDGET ADJUSTMENTS</b>	-	<b>(\$32,339)</b>	<b>(\$32,339)</b>	<b>(\$18,187)</b>	<b>(\$18,187)</b>	-
<b>PERSONAL SERVICES</b>						
8000 General Fund	1,367,894	943,827	959,073	999,616	999,616	-
3400 Other Funds Ltd	754,089	1,400,697	1,459,312	1,573,376	1,573,376	-
<b>TOTAL PERSONAL SERVICES</b>	<b>\$2,121,983</b>	<b>\$2,344,524</b>	<b>\$2,418,385</b>	<b>\$2,572,992</b>	<b>\$2,572,992</b>	-
<b>SERVICES &amp; SUPPLIES</b>						
<b>4100 Instate Travel</b>						
8000 General Fund	90,668	40,932	40,932	42,487	42,487	-
3400 Other Funds Ltd	93,558	44,891	44,891	46,597	46,597	-
6400 Federal Funds Ltd	5,513	20,881	20,881	21,674	21,674	-
All Funds	189,739	106,704	106,704	110,758	110,758	-
<b>4125 Out of State Travel</b>						
8000 General Fund	29,226	2,466	2,466	2,560	2,560	-



Description	2015-17 Actuals	2017-19 Leg Adopted Budget	2017-19 Leg Approved Budget	2019-21 Agency Request Budget	2019-21 Governor's Budget	2019-21 Leg. Adopted Audit
3400 Other Funds Ltd	3,822	4,320	4,320	4,484	4,484	-
6400 Federal Funds Ltd	166	17,342	17,342	18,001	18,001	-
All Funds	33,214	24,128	24,128	25,045	25,045	-
<b>4150 Employee Training</b>						
8000 General Fund	19,494	15,000	15,000	15,570	15,570	-
3400 Other Funds Ltd	5,889	6,619	6,619	6,870	6,870	-
6400 Federal Funds Ltd	2,000	-	-	-	-	-
All Funds	27,383	21,619	21,619	22,440	22,440	-
<b>4175 Office Expenses</b>						
8000 General Fund	13,342	18,230	18,230	18,923	18,923	-
3400 Other Funds Ltd	47,238	53,059	53,059	55,075	55,075	-
6400 Federal Funds Ltd	274	8,755	8,755	9,088	9,088	-
All Funds	60,854	80,044	80,044	83,086	83,086	-
<b>4200 Telecommunications</b>						
8000 General Fund	12,362	12,000	12,000	12,456	12,456	-
3400 Other Funds Ltd	8,687	8,848	8,848	9,184	9,184	-
All Funds	21,049	20,848	20,848	21,640	21,640	-
<b>4225 State Gov. Service Charges</b>						
8000 General Fund	50,668	42,500	42,500	48,875	47,213	-
3400 Other Funds Ltd	30,610	26,528	26,528	55,138	54,115	-
All Funds	81,278	69,028	69,028	104,013	101,328	-
<b>4250 Data Processing</b>						
8000 General Fund	30	535	535	555	555	-

Budget Support - Detail Revenues and Expenditures  
 2019-21 Biennium  
 Arts

Cross Reference Number: 12300-600-00-00-00000

Description	2015-17 Actuals	2017-19 Leg Adopted Budget	2017-19 Leg Approved Budget	2019-21 Agency Request Budget	2019-21 Governor's Budget	2019-21 Leg. Adopted Audit
3400 Other Funds Ltd	-	31,210	31,210	32,396	31,694	-
All Funds	30	31,745	31,745	32,951	32,249	-
<b>4275 Publicity and Publications</b>						
8000 General Fund	13,115	13,730	13,730	14,252	14,252	-
3400 Other Funds Ltd	424,431	952,566	952,566	988,763	988,763	-
6400 Federal Funds Ltd	748	1,376	1,376	1,428	1,428	-
All Funds	438,294	967,672	967,672	1,004,443	1,004,443	-
<b>4300 Professional Services</b>						
8000 General Fund	228,802	250,000	250,000	260,500	260,500	-
3400 Other Funds Ltd	671,278	133,693	133,693	139,308	139,308	-
6400 Federal Funds Ltd	56,489	16,434	16,434	17,124	17,124	-
All Funds	956,569	400,127	400,127	416,932	416,932	-
<b>4315 IT Professional Services</b>						
8000 General Fund	26,471	30,000	30,000	31,260	31,260	-
3400 Other Funds Ltd	192,461	-	-	-	-	-
All Funds	218,932	30,000	30,000	31,260	31,260	-
<b>4325 Attorney General</b>						
8000 General Fund	10,850	14,955	14,955	17,967	16,898	-
3400 Other Funds Ltd	4,550	8,526	8,526	10,243	9,634	-
All Funds	15,400	23,481	23,481	28,210	26,532	-
<b>4375 Employee Recruitment and Develop</b>						
8000 General Fund	423	3,500	3,500	3,633	3,633	-
3400 Other Funds Ltd	240	2,372	2,372	2,462	2,462	-

Description	2015-17 Actuals	2017-19 Leg Adopted Budget	2017-19 Leg Approved Budget	2019-21 Agency Request Budget	2019-21 Governor's Budget	2019-21 Leg. Adopted Audit
6400 Federal Funds Ltd	-	4,378	4,378	4,544	4,544	-
All Funds	663	10,250	10,250	10,639	10,639	-
<b>4400 Dues and Subscriptions</b>						
8000 General Fund	127,090	10,000	10,000	10,380	10,380	-
3400 Other Funds Ltd	7,688	156	156	162	162	-
6400 Federal Funds Ltd	-	6,254	6,254	6,492	6,492	-
All Funds	134,778	16,410	16,410	17,034	17,034	-
<b>4425 Facilities Rental and Taxes</b>						
8000 General Fund	60,465	69,376	69,376	72,012	72,012	-
3400 Other Funds Ltd	37,388	15,974	15,974	16,581	16,581	-
All Funds	97,853	85,350	85,350	88,593	88,593	-
<b>4575 Agency Program Related S and S</b>						
8000 General Fund	16,200	-	-	-	-	-
3400 Other Funds Ltd	1,353	-	-	-	-	-
All Funds	17,553	-	-	-	-	-
<b>4650 Other Services and Supplies</b>						
8000 General Fund	2,285	8,042	8,042	8,348	7,207	-
3400 Other Funds Ltd	130,484	145,140	145,140	150,656	150,656	-
6400 Federal Funds Ltd	50	5,246	5,246	5,445	5,445	-
All Funds	132,819	158,428	158,428	164,449	163,308	-
<b>4700 Expendable Prop 250 - 5000</b>						
8000 General Fund	4,216	4,497	4,497	4,668	4,668	-
3400 Other Funds Ltd	-	8,425	8,425	8,745	8,745	-

Description	2015-17 Actuals	2017-19 Leg Adopted Budget	2017-19 Leg Approved Budget	2019-21 Agency Request Budget	2019-21 Governor's Budget	2019-21 Leg. Adopted Audit
All Funds	4,216	12,922	12,922	13,413	13,413	-
<b>4715 IT Expendable Property</b>						
8000 General Fund	8,848	10,000	10,000	10,380	10,380	-
3400 Other Funds Ltd	3,569	2,178	2,178	2,261	2,261	-
All Funds	12,417	12,178	12,178	12,641	12,641	-
<b>SERVICES &amp; SUPPLIES</b>						
8000 General Fund	714,555	545,763	545,763	574,826	570,954	-
3400 Other Funds Ltd	1,663,246	1,444,505	1,444,505	1,528,925	1,526,591	-
6400 Federal Funds Ltd	65,240	80,666	80,666	83,796	83,796	-
<b>TOTAL SERVICES &amp; SUPPLIES</b>	<b>\$2,443,041</b>	<b>\$2,070,934</b>	<b>\$2,070,934</b>	<b>\$2,187,547</b>	<b>\$2,181,341</b>	<b>-</b>
<b>CAPITAL OUTLAY</b>						
<b>5150 Telecommunications Equipment</b>						
8000 General Fund	637	-	-	-	-	-
<b>SPECIAL PAYMENTS</b>						
<b>6015 Dist to Cities</b>						
8000 General Fund	6,220	22,140	22,140	22,981	22,981	-
6400 Federal Funds Ltd	6,220	-	-	-	-	-
All Funds	12,440	22,140	22,140	22,981	22,981	-
<b>6020 Dist to Counties</b>						
3400 Other Funds Ltd	104,018	855,242	855,242	887,741	887,741	-
<b>6025 Dist to Other Gov Unit</b>						
8000 General Fund	175,000	-	-	-	-	-
3400 Other Funds Ltd	250,718	787,819	787,819	817,756	817,756	-

Budget Support - Detail Revenues and Expenditures  
 2019-21 Biennium  
 Arts

Cross Reference Number: 12300-600-00-00-00000

Description	2015-17 Actuals	2017-19 Leg Adopted Budget	2017-19 Leg Approved Budget	2019-21 Agency Request Budget	2019-21 Governor's Budget	2019-21 Leg. Adopted Audit
All Funds	425,718	787,819	787,819	817,756	817,756	-
<b>6030 Dist to Non-Gov Units</b>						
8000 General Fund	3,000	3,593,584	3,593,584	2,017,440	2,017,440	-
3400 Other Funds Ltd	15,000	3,198,874	3,198,874	3,320,431	3,320,431	-
6400 Federal Funds Ltd	-	1,801,399	1,801,399	1,869,852	1,869,852	-
All Funds	18,000	8,593,857	8,593,857	7,207,723	7,207,723	-
<b>6035 Dist to Individuals</b>						
8000 General Fund	199,328	296,727	296,727	308,003	308,003	-
3400 Other Funds Ltd	251,700	-	-	-	-	-
6400 Federal Funds Ltd	13,450	75,048	75,048	77,900	77,900	-
All Funds	464,478	371,775	371,775	385,903	385,903	-
<b>6045 Dist to Comm College Districts</b>						
3400 Other Funds Ltd	13,836	-	-	-	-	-
<b>6048 Spc Pmt to Public Universities</b>						
8000 General Fund	59,651	-	-	-	-	-
3400 Other Funds Ltd	159,192	-	-	-	-	-
6400 Federal Funds Ltd	59,651	-	-	-	-	-
All Funds	278,494	-	-	-	-	-
<b>6050 Dist to Non-Profit Organizations</b>						
8000 General Fund	1,568,209	-	-	-	-	-
3400 Other Funds Ltd	6,514,458	5,008,690	5,008,690	4,609,541	4,609,541	-
6400 Federal Funds Ltd	1,384,336	-	-	-	-	-
All Funds	9,467,003	5,008,690	5,008,690	4,609,541	4,609,541	-

Description	2015-17 Actuals	2017-19 Leg Adopted Budget	2017-19 Leg Approved Budget	2019-21 Agency Request Budget	2019-21 Governor's Budget	2019-21 Leg. Adopted Audit
<b>6085 Other Special Payments</b>						
3400 Other Funds Ltd	190,412	7,259	7,259	7,535	7,535	-
<b>6634 Spc Pmt to Parks and Rec Dept</b>						
3400 Other Funds Ltd	241,602	260,000	260,000	260,000	260,000	-
<b>SPECIAL PAYMENTS</b>						
8000 General Fund	2,011,408	3,912,451	3,912,451	2,348,424	2,348,424	-
3400 Other Funds Ltd	7,740,936	10,117,884	10,117,884	9,903,004	9,903,004	-
6400 Federal Funds Ltd	1,463,657	1,876,447	1,876,447	1,947,752	1,947,752	-
<b>TOTAL SPECIAL PAYMENTS</b>	<b>\$11,216,001</b>	<b>\$15,906,782</b>	<b>\$15,906,782</b>	<b>\$14,199,180</b>	<b>\$14,199,180</b>	<b>-</b>
<b>EXPENDITURES</b>						
8000 General Fund	4,094,494	5,402,041	5,417,287	3,922,866	3,918,994	-
3400 Other Funds Ltd	10,158,271	12,963,086	13,021,701	13,005,305	13,002,971	-
6400 Federal Funds Ltd	1,528,897	1,957,113	1,957,113	2,031,548	2,031,548	-
<b>TOTAL EXPENDITURES</b>	<b>\$15,781,662</b>	<b>\$20,322,240</b>	<b>\$20,396,101</b>	<b>\$18,959,719</b>	<b>\$18,953,513</b>	<b>-</b>
<b>REVERSIONS</b>						
<b>9900 Reversions</b>						
8000 General Fund	(60,568)	-	-	-	-	-
<b>ENDING BALANCE</b>						
3400 Other Funds Ltd	32,634,212	34,669,027	34,669,027	34,983,626	34,985,960	-
6400 Federal Funds Ltd	4,158	-	-	-	-	-
<b>TOTAL ENDING BALANCE</b>	<b>\$32,638,370</b>	<b>\$34,669,027</b>	<b>\$34,669,027</b>	<b>\$34,983,626</b>	<b>\$34,985,960</b>	<b>-</b>
<b>AUTHORIZED POSITIONS</b>						
8150 Class/Unclass Positions	11	11	11	11	11	-

<i>Description</i>	<i>2015-17 Actuals</i>	<i>2017-19 Leg Adopted Budget</i>	<i>2017-19 Leg Approved Budget</i>	<i>2019-21 Agency Request Budget</i>	<i>2019-21 Governor's Budget</i>	<i>2019-21 Leg. Adopted Audit</i>
<b>TOTAL AUTHORIZED POSITIONS</b>	11	11	11	11	11	-
<b>AUTHORIZED FTE</b>						
8250 Class/Unclass FTE Positions	11.00	10.50	10.50	10.50	10.50	-
<b>TOTAL AUTHORIZED FTE</b>	<b>11.00</b>	<b>10.50</b>	<b>10.50</b>	<b>10.50</b>	<b>10.50</b>	<b>-</b>

Description	2015-17 Actuals	2017-19 Leg Adopted Budget	2017-19 Leg Approved Budget	2019-21 Agency Request Budget	2019-21 Governor's Budget	2019-21 Leg. Adopted Audit
<b>BEGINNING BALANCE</b>						
<b>0025 Beginning Balance</b>						
4430 Lottery Funds Debt Svc Ltd	82,006	2,911,371	2,911,371	-	-	-
3430 Other Funds Debt Svc Ltd	13,869	13,869	13,869	-	-	-
All Funds	95,875	2,925,240	2,925,240	-	-	-
<b>0030 Beginning Balance Adjustment</b>						
4430 Lottery Funds Debt Svc Ltd	-	73,230	73,230	-	-	-
<b>BEGINNING BALANCE</b>						
4430 Lottery Funds Debt Svc Ltd	82,006	2,984,601	2,984,601	-	-	-
3430 Other Funds Debt Svc Ltd	13,869	13,869	13,869	-	-	-
<b>TOTAL BEGINNING BALANCE</b>	<b>\$95,875</b>	<b>\$2,998,470</b>	<b>\$2,998,470</b>	-	-	-
<b>REVENUE CATEGORIES</b>						
<b>GENERAL FUND APPROPRIATION</b>						
<b>0050 General Fund Appropriation</b>						
8030 General Fund Debt Svc	10,689,900	39,144,515	39,036,407	65,725,983	63,349,611	-
<b>INTEREST EARNINGS</b>						
<b>0605 Interest Income</b>						
4430 Lottery Funds Debt Svc Ltd	197,956	-	-	-	-	-
<b>OTHER</b>						
<b>0975 Other Revenues</b>						
3430 Other Funds Debt Svc Ltd	-	-	108,109	-	-	-
<b>TRANSFERS IN</b>						
<b>1010 Transfer In - Intrafund</b>						



Budget Support - Detail Revenues and Expenditures

Cross Reference Number: 12300-900-00-00-00000

2019-21 Biennium

Lottery & General Obligation Bond Debt Svc

Description	2015-17 Actuals	2017-19 Leg Adopted Budget	2017-19 Leg Approved Budget	2019-21 Agency Request Budget	2019-21 Governor's Budget	2019-21 Leg. Adopted Audit
4430 Lottery Funds Debt Svc Ltd	34,014	-	-	-	-	-
3430 Other Funds Debt Svc Ltd	1,328,408	-	-	-	-	-
All Funds	1,362,422	-	-	-	-	-
<b>1040 Transfer In Lottery Proceeds</b>						
4430 Lottery Funds Debt Svc Ltd	-	-	-	11,959,018	-	-
<b>1107 Tsfr From Administrative Svcs</b>						
4430 Lottery Funds Debt Svc Ltd	44,944,738	46,776,651	46,776,651	51,998,740	60,553,568	-
3430 Other Funds Debt Svc Ltd	3,268,334	-	-	-	-	-
All Funds	48,213,072	46,776,651	46,776,651	51,998,740	60,553,568	-
<b>TRANSFERS IN</b>						
4430 Lottery Funds Debt Svc Ltd	44,978,752	46,776,651	46,776,651	63,957,758	60,553,568	-
3430 Other Funds Debt Svc Ltd	4,596,742	-	-	-	-	-
<b>TOTAL TRANSFERS IN</b>	<b>\$49,575,494</b>	<b>\$46,776,651</b>	<b>\$46,776,651</b>	<b>\$63,957,758</b>	<b>\$60,553,568</b>	-
<b>REVENUE CATEGORIES</b>						
8030 General Fund Debt Svc	10,689,900	39,144,515	39,036,407	65,725,983	63,349,611	-
4430 Lottery Funds Debt Svc Ltd	45,176,708	46,776,651	46,776,651	63,957,758	60,553,568	-
3430 Other Funds Debt Svc Ltd	4,596,742	-	108,109	-	-	-
<b>TOTAL REVENUE CATEGORIES</b>	<b>\$60,463,350</b>	<b>\$85,921,166</b>	<b>\$85,921,167</b>	<b>\$129,683,741</b>	<b>\$123,903,179</b>	-
<b>TRANSFERS OUT</b>						
<b>2010 Transfer Out - Intrafund</b>						
4430 Lottery Funds Debt Svc Ltd	(34,014)	-	-	-	-	-
<b>AVAILABLE REVENUES</b>						
8030 General Fund Debt Svc	10,689,900	39,144,515	39,036,407	65,725,983	63,349,611	-

Budget Support - Detail Revenues and Expenditures

Cross Reference Number: 12300-900-00-00-00000

2019-21 Biennium

Lottery & General Obligation Bond Debt Svc

Description	2015-17 Actuals	2017-19 Leg Adopted Budget	2017-19 Leg Approved Budget	2019-21 Agency Request Budget	2019-21 Governor's Budget	2019-21 Leg. Adopted Audit
4430 Lottery Funds Debt Svc Ltd	45,224,700	49,761,252	49,761,252	63,957,758	60,553,568	-
3430 Other Funds Debt Svc Ltd	4,610,611	13,869	121,978	-	-	-
<b>TOTAL AVAILABLE REVENUES</b>	<b>\$60,525,211</b>	<b>\$88,919,636</b>	<b>\$88,919,637</b>	<b>\$129,683,741</b>	<b>\$123,903,179</b>	-
<b>EXPENDITURES</b>						
<b>DEBT SERVICE</b>						
<b>7100 Principal - Bonds</b>						
8030 General Fund Debt Svc	5,457,500	17,625,000	17,625,000	30,305,000	29,180,000	-
4430 Lottery Funds Debt Svc Ltd	34,263,349	40,433,907	40,433,907	42,323,580	41,003,580	-
3430 Other Funds Debt Svc Ltd	2,771,623	-	-	-	-	-
All Funds	42,492,472	58,058,907	58,058,907	72,628,580	70,183,580	-
<b>7150 Interest - Bonds</b>						
8030 General Fund Debt Svc	5,102,195	21,519,515	21,411,407	35,420,983	34,169,611	-
4430 Lottery Funds Debt Svc Ltd	7,987,967	9,327,345	9,327,345	21,634,178	19,549,988	-
3430 Other Funds Debt Svc Ltd	1,819,662	-	108,109	-	-	-
All Funds	14,909,824	30,846,860	30,846,861	57,055,161	53,719,599	-
<b>DEBT SERVICE</b>						
8030 General Fund Debt Svc	10,559,695	39,144,515	39,036,407	65,725,983	63,349,611	-
4430 Lottery Funds Debt Svc Ltd	42,251,316	49,761,252	49,761,252	63,957,758	60,553,568	-
3430 Other Funds Debt Svc Ltd	4,591,285	-	108,109	-	-	-
<b>TOTAL DEBT SERVICE</b>	<b>\$57,402,296</b>	<b>\$88,905,767</b>	<b>\$88,905,768</b>	<b>\$129,683,741</b>	<b>\$123,903,179</b>	-
<b>REVERSIONS</b>						
<b>9900 Reversions</b>						
8030 General Fund Debt Svc	(130,205)	-	-	-	-	-

<i>Description</i>	<i>2015-17 Actuals</i>	<i>2017-19 Leg Adopted Budget</i>	<i>2017-19 Leg Approved Budget</i>	<i>2019-21 Agency Request Budget</i>	<i>2019-21 Governor's Budget</i>	<i>2019-21 Leg. Adopted Audit</i>
<b>ENDING BALANCE</b>						
4430 Lottery Funds Debt Svc Ltd	2,973,384	-	-	-	-	-
3430 Other Funds Debt Svc Ltd	19,326	13,869	13,869	-	-	-
<b>TOTAL ENDING BALANCE</b>	<b>\$2,992,710</b>	<b>\$13,869</b>	<b>\$13,869</b>	-	-	-

<i>Description</i>	<i>2015-17 Actuals</i>	<i>2017-19 Leg Adopted Budget</i>	<i>2017-19 Leg Approved Budget</i>	<i>2019-21 Agency Request Budget</i>	<i>2019-21 Governor's Budget</i>	<i>2019-21 Leg. Adopted Audit</i>
<b>BEGINNING BALANCE</b>						
<b>0025 Beginning Balance</b>						
3400 Other Funds Ltd	87,996	-	-	-	-	-
<b>REVENUE CATEGORIES</b>						
<b>INTEREST EARNINGS</b>						
<b>0605 Interest Income</b>						
3400 Other Funds Ltd	199	-	-	-	-	-
<b>AVAILABLE REVENUES</b>						
3400 Other Funds Ltd	88,195	-	-	-	-	-
<b>TOTAL AVAILABLE REVENUES</b>	<b>\$88,195</b>	-	-	-	-	-
<b>ENDING BALANCE</b>						
3400 Other Funds Ltd	88,195	-	-	-	-	-
<b>TOTAL ENDING BALANCE</b>	<b>\$88,195</b>	-	-	-	-	-

Version / Column Comparison Report - Detail  
 2019-21 Biennium  
 Operations

Cross Reference Number:12300-110-00-00-00000

Description	Agency Request Budget (V-01) 2019-21 Base Budget	Governor's Budget (Y-01) 2019-21 Base Budget	Column 2 minus Column 1	% Change from Column 1 to Column 2
	Column 1	Column 2		
<b>BEGINNING BALANCE</b>				
<b>0025 Beginning Balance</b>				
3400 Other Funds Ltd	150,290	150,290	0	-
<b>REVENUE CATEGORIES</b>				
<b>INTEREST EARNINGS</b>				
<b>0605 Interest Income</b>				
3400 Other Funds Ltd	12,800	12,800	0	-
<b>OTHER</b>				
<b>0975 Other Revenues</b>				
3400 Other Funds Ltd	-	725,806	725,806	100.00%
<b>FEDERAL FUNDS REVENUE</b>				
<b>0995 Federal Funds</b>				
6400 Federal Funds Ltd	223,166	223,166	0	-
<b>TRANSFERS IN</b>				
<b>1010 Transfer In - Intrafund</b>				
3400 Other Funds Ltd	2,219,162	2,219,162	0	-
<b>1107 Tsfr From Administrative Svcs</b>				
4400 Lottery Funds Ltd	7,765,324	7,867,665	102,341	1.32%
<b>TOTAL TRANSFERS IN</b>				
4400 Lottery Funds Ltd	7,765,324	7,867,665	102,341	1.32%
3400 Other Funds Ltd	2,219,162	2,219,162	0	-
<b>TOTAL TRANSFERS IN</b>	<b>\$9,984,486</b>	<b>\$10,086,827</b>	<b>\$102,341</b>	<b>1.03%</b>
<b>TOTAL REVENUES</b>				
4400 Lottery Funds Ltd	7,765,324	7,867,665	102,341	1.32%

Description	Agency Request Budget (V-01) 2019-21 Base Budget	Governor's Budget (Y-01) 2019-21 Base Budget	Column 2 minus Column 1	% Change from Column 1 to Column 2
	Column 1	Column 2		
3400 Other Funds Ltd	2,231,962	2,957,768	725,806	32.52%
6400 Federal Funds Ltd	223,166	223,166	0	-
<b>TOTAL REVENUES</b>	<b>\$10,220,452</b>	<b>\$11,048,599</b>	<b>\$828,147</b>	<b>8.10%</b>
<b>AVAILABLE REVENUES</b>				
4400 Lottery Funds Ltd	7,765,324	7,867,665	102,341	1.32%
3400 Other Funds Ltd	2,382,252	3,108,058	725,806	30.47%
6400 Federal Funds Ltd	223,166	223,166	0	-
<b>TOTAL AVAILABLE REVENUES</b>	<b>\$10,370,742</b>	<b>\$11,198,889</b>	<b>\$828,147</b>	<b>7.99%</b>
<b>EXPENDITURES</b>				
<b>PERSONAL SERVICES</b>				
<b>SALARIES &amp; WAGES</b>				
<b>3110 Class/Unclass Sal. and Per Diem</b>				
4400 Lottery Funds Ltd	3,915,786	3,915,786	0	-
3400 Other Funds Ltd	1,034,370	1,034,370	0	-
6400 Federal Funds Ltd	141,276	141,276	0	-
All Funds	5,091,432	5,091,432	0	-
<b>3160 Temporary Appointments</b>				
4400 Lottery Funds Ltd	74,340	74,340	0	-
3400 Other Funds Ltd	774	774	0	-
All Funds	75,114	75,114	0	-
<b>3170 Overtime Payments</b>				
3400 Other Funds Ltd	3,029	3,029	0	-
<b>3190 All Other Differential</b>				
3400 Other Funds Ltd	5,596	5,596	0	-

Description	Agency Request Budget (V-01) 2019-21 Base Budget	Governor's Budget (Y-01) 2019-21 Base Budget	Column 2 minus Column 1	% Change from Column 1 to Column 2
	Column 1	Column 2		
<b>TOTAL SALARIES &amp; WAGES</b>				
4400 Lottery Funds Ltd	3,990,126	3,990,126	0	-
3400 Other Funds Ltd	1,043,769	1,043,769	0	-
6400 Federal Funds Ltd	141,276	141,276	0	-
<b>TOTAL SALARIES &amp; WAGES</b>	<b>\$5,175,171</b>	<b>\$5,175,171</b>	<b>0</b>	<b>-</b>
<b>OTHER PAYROLL EXPENSES</b>				
<b>3210 Empl. Rel. Bd. Assessments</b>				
4400 Lottery Funds Ltd	1,433	1,433	0	-
3400 Other Funds Ltd	398	398	0	-
6400 Federal Funds Ltd	60	60	0	-
All Funds	1,891	1,891	0	-
<b>3220 Public Employees' Retire Cont</b>				
4400 Lottery Funds Ltd	664,509	664,509	0	-
3400 Other Funds Ltd	176,997	176,997	0	-
6400 Federal Funds Ltd	23,974	23,974	0	-
All Funds	865,480	865,480	0	-
<b>3221 Pension Obligation Bond</b>				
4400 Lottery Funds Ltd	211,306	211,306	0	-
3400 Other Funds Ltd	54,261	54,261	0	-
6400 Federal Funds Ltd	7,137	7,137	0	-
All Funds	272,704	272,704	0	-
<b>3230 Social Security Taxes</b>				
4400 Lottery Funds Ltd	298,761	298,761	0	-
3400 Other Funds Ltd	79,847	79,847	0	-

Description	Agency Request Budget (V-01) 2019-21 Base Budget	Governor's Budget (Y-01) 2019-21 Base Budget	Column 2 minus Column 1	% Change from Column 1 to Column 2
	Column 1	Column 2		
6400 Federal Funds Ltd	10,807	10,807	0	-
All Funds	389,415	389,415	0	-
<b>3240 Unemployment Assessments</b>				
4400 Lottery Funds Ltd	39,708	39,708	0	-
3400 Other Funds Ltd	1	1	0	-
All Funds	39,709	39,709	0	-
<b>3250 Worker's Comp. Assess. (WCD)</b>				
4400 Lottery Funds Ltd	1,416	1,416	0	-
3400 Other Funds Ltd	382	382	0	-
6400 Federal Funds Ltd	58	58	0	-
All Funds	1,856	1,856	0	-
<b>3260 Mass Transit Tax</b>				
4400 Lottery Funds Ltd	23,019	23,019	0	-
3400 Other Funds Ltd	5,781	5,781	0	-
All Funds	28,800	28,800	0	-
<b>3270 Flexible Benefits</b>				
4400 Lottery Funds Ltd	860,247	860,247	0	-
3400 Other Funds Ltd	230,457	230,457	0	-
6400 Federal Funds Ltd	35,184	35,184	0	-
All Funds	1,125,888	1,125,888	0	-
<b>TOTAL OTHER PAYROLL EXPENSES</b>				
4400 Lottery Funds Ltd	2,100,399	2,100,399	0	-
3400 Other Funds Ltd	548,124	548,124	0	-
6400 Federal Funds Ltd	77,220	77,220	0	-



Description	Agency Request Budget (V-01) 2019-21 Base Budget	Governor's Budget (Y-01) 2019-21 Base Budget	Column 2 minus Column 1	% Change from Column 1 to Column 2
	Column 1	Column 2		
<b>TOTAL OTHER PAYROLL EXPENSES</b>	<b>\$2,725,743</b>	<b>\$2,725,743</b>	<b>0</b>	<b>-</b>
<b>P.S. BUDGET ADJUSTMENTS</b>				
<b>3455 Vacancy Savings</b>				
4400 Lottery Funds Ltd	(245,113)	(245,113)	0	-
3400 Other Funds Ltd	(74,880)	(74,880)	0	-
6400 Federal Funds Ltd	(6,673)	(6,673)	0	-
All Funds	(326,666)	(326,666)	0	-
<b>TOTAL PERSONAL SERVICES</b>				
4400 Lottery Funds Ltd	5,845,412	5,845,412	0	-
3400 Other Funds Ltd	1,517,013	1,517,013	0	-
6400 Federal Funds Ltd	211,823	211,823	0	-
<b>TOTAL PERSONAL SERVICES</b>	<b>\$7,574,248</b>	<b>\$7,574,248</b>	<b>0</b>	<b>-</b>
<b>SERVICES &amp; SUPPLIES</b>				
<b>4100 Instate Travel</b>				
4400 Lottery Funds Ltd	52,864	52,864	0	-
3400 Other Funds Ltd	17,361	17,361	0	-
6400 Federal Funds Ltd	467	467	0	-
All Funds	70,692	70,692	0	-
<b>4125 Out of State Travel</b>				
4400 Lottery Funds Ltd	10,945	10,945	0	-
3400 Other Funds Ltd	11,846	11,846	0	-
6400 Federal Funds Ltd	1,166	1,166	0	-
All Funds	23,957	23,957	0	-
<b>4150 Employee Training</b>				

Description	Agency Request Budget (V-01) 2019-21 Base Budget	Governor's Budget (Y-01) 2019-21 Base Budget	Column 2 minus Column 1	% Change from Column 1 to Column 2
	Column 1	Column 2		
4400 Lottery Funds Ltd	34,480	34,480	0	-
3400 Other Funds Ltd	3,111	3,111	0	-
6400 Federal Funds Ltd	1,037	1,037	0	-
All Funds	38,628	38,628	0	-
<b>4175 Office Expenses</b>				
4400 Lottery Funds Ltd	69,100	69,100	0	-
3400 Other Funds Ltd	3,111	3,111	0	-
6400 Federal Funds Ltd	1,037	1,037	0	-
All Funds	73,248	73,248	0	-
<b>4200 Telecommunications</b>				
4400 Lottery Funds Ltd	20,257	20,257	0	-
3400 Other Funds Ltd	4,250	4,250	0	-
6400 Federal Funds Ltd	52	52	0	-
All Funds	24,559	24,559	0	-
<b>4225 State Gov. Service Charges</b>				
4400 Lottery Funds Ltd	222,082	222,082	0	-
<b>4250 Data Processing</b>				
4400 Lottery Funds Ltd	145,368	145,368	0	-
3400 Other Funds Ltd	65,483	65,483	0	-
All Funds	210,851	210,851	0	-
<b>4275 Publicity and Publications</b>				
4400 Lottery Funds Ltd	13,745	13,745	0	-
3400 Other Funds Ltd	76,414	76,414	0	-
All Funds	90,159	90,159	0	-

Description	Agency Request Budget (V-01) 2019-21 Base Budget	Governor's Budget (Y-01) 2019-21 Base Budget	Column 2 minus Column 1	% Change from Column 1 to Column 2
	Column 1	Column 2		
<b>4300 Professional Services</b>				
4400 Lottery Funds Ltd	15,512	15,512	0	-
<b>4315 IT Professional Services</b>				
4400 Lottery Funds Ltd	8,091	8,091	0	-
3400 Other Funds Ltd	55,273	55,273	0	-
All Funds	63,364	63,364	0	-
<b>4325 Attorney General</b>				
4400 Lottery Funds Ltd	57,166	57,166	0	-
3400 Other Funds Ltd	11,628	11,628	0	-
All Funds	68,794	68,794	0	-
<b>4375 Employee Recruitment and Develop</b>				
4400 Lottery Funds Ltd	6,364	6,364	0	-
<b>4400 Dues and Subscriptions</b>				
4400 Lottery Funds Ltd	2,627	2,627	0	-
<b>4425 Facilities Rental and Taxes</b>				
4400 Lottery Funds Ltd	599,224	599,224	0	-
3400 Other Funds Ltd	21,328	21,328	0	-
6400 Federal Funds Ltd	2,381	2,381	0	-
All Funds	622,933	622,933	0	-
<b>4650 Other Services and Supplies</b>				
4400 Lottery Funds Ltd	40,073	40,073	0	-
3400 Other Funds Ltd	144,740	144,740	0	-
All Funds	184,813	184,813	0	-
<b>4700 Expendable Prop 250 - 5000</b>				

Description	Agency Request Budget (V-01) 2019-21 Base Budget	Governor's Budget (Y-01) 2019-21 Base Budget	Column 2 minus Column 1	% Change from Column 1 to Column 2
	Column 1	Column 2		
4400 Lottery Funds Ltd	86,267	86,267	0	-
3400 Other Funds Ltd	7,111	7,111	0	-
All Funds	93,378	93,378	0	-
<b>4715 IT Expendable Property</b>				
4400 Lottery Funds Ltd	52,765	52,765	0	-
<b>TOTAL SERVICES &amp; SUPPLIES</b>				
4400 Lottery Funds Ltd	1,436,930	1,436,930	0	-
3400 Other Funds Ltd	421,656	421,656	0	-
6400 Federal Funds Ltd	6,140	6,140	0	-
<b>TOTAL SERVICES &amp; SUPPLIES</b>	<b>\$1,864,726</b>	<b>\$1,864,726</b>	<b>0</b>	<b>-</b>
<b>TOTAL EXPENDITURES</b>				
4400 Lottery Funds Ltd	7,282,342	7,282,342	0	-
3400 Other Funds Ltd	1,938,669	1,938,669	0	-
6400 Federal Funds Ltd	217,963	217,963	0	-
<b>TOTAL EXPENDITURES</b>	<b>\$9,438,974</b>	<b>\$9,438,974</b>	<b>0</b>	<b>-</b>
<b>ENDING BALANCE</b>				
4400 Lottery Funds Ltd	482,982	585,323	102,341	21.19%
3400 Other Funds Ltd	443,583	1,169,389	725,806	163.62%
6400 Federal Funds Ltd	5,203	5,203	0	-
<b>TOTAL ENDING BALANCE</b>	<b>\$931,768</b>	<b>\$1,759,915</b>	<b>\$828,147</b>	<b>88.88%</b>
<b>AUTHORIZED POSITIONS</b>				
8150 Class/Unclass Positions	32	32	0	-
<b>AUTHORIZED FTE</b>				
8250 Class/Unclass FTE Positions	32.00	32.00	0	-

Description	Agency Request Budget (V-01) 2019-21 Base Budget	Governor's Budget (Y-01) 2019-21 Base Budget	Column 2 minus Column 1	% Change from Column 1 to Column 2
	Column 1	Column 2		
<b>BEGINNING BALANCE</b>				
<b>0025 Beginning Balance</b>				
4400 Lottery Funds Ltd	4,250,000	4,250,000	0	-
3200 Other Funds Non-Ltd	24,833,299	24,833,299	0	-
3400 Other Funds Ltd	2,344,565	2,344,565	0	-
6400 Federal Funds Ltd	12,569,000	12,569,000	0	-
All Funds	43,996,864	43,996,864	0	-
<b>0030 Beginning Balance Adjustment</b>				
4400 Lottery Funds Ltd	-	2,312,014	2,312,014	100.00%
<b>TOTAL BEGINNING BALANCE</b>				
4400 Lottery Funds Ltd	4,250,000	6,562,014	2,312,014	54.40%
3200 Other Funds Non-Ltd	24,833,299	24,833,299	0	-
3400 Other Funds Ltd	2,344,565	2,344,565	0	-
6400 Federal Funds Ltd	12,569,000	12,569,000	0	-
<b>TOTAL BEGINNING BALANCE</b>	<b>\$43,996,864</b>	<b>\$46,308,878</b>	<b>\$2,312,014</b>	<b>5.25%</b>

**REVENUE CATEGORIES**

**GENERAL FUND APPROPRIATION**

**0050 General Fund Appropriation**

8000 General Fund	8,640,338	8,640,338	0	-
-------------------	-----------	-----------	---	---

**CHARGES FOR SERVICES**

**0410 Charges for Services**

3200 Other Funds Non-Ltd	400,000	400,000	0	-
3400 Other Funds Ltd	237,000	237,000	0	-
All Funds	637,000	637,000	0	-

Description	Agency Request Budget (V-01) 2019-21 Base Budget	Governor's Budget (Y-01) 2019-21 Base Budget	Column 2 minus Column 1	% Change from Column 1 to Column 2
	Column 1	Column 2		
<b>FINES, RENTS AND ROYALTIES</b>				
<b>0510 Rents and Royalties</b>				
3200 Other Funds Non-Ltd	100,000	100,000	0	-
<b>BOND SALES</b>				
<b>0565 Lottery Bonds</b>				
3400 Other Funds Ltd	3,450,979	3,450,979	0	-
<b>INTEREST EARNINGS</b>				
<b>0605 Interest Income</b>				
4400 Lottery Funds Ltd	41,000	41,000	0	-
3200 Other Funds Non-Ltd	2,468,814	2,468,814	0	-
3400 Other Funds Ltd	109,936	109,936	0	-
All Funds	2,619,750	2,619,750	0	-
<b>LOAN REPAYMENT</b>				
<b>0925 Loan Repayments</b>				
3200 Other Funds Non-Ltd	5,210,397	5,210,397	0	-
3400 Other Funds Ltd	724,440	724,440	0	-
All Funds	5,934,837	5,934,837	0	-
<b>OTHER</b>				
<b>0975 Other Revenues</b>				
3200 Other Funds Non-Ltd	18,000	18,000	0	-
3400 Other Funds Ltd	8,663,771	8,893,940	230,169	2.66%
All Funds	8,681,771	8,911,940	230,169	2.65%
<b>FEDERAL FUNDS REVENUE</b>				
<b>0995 Federal Funds</b>				

Description	Agency Request Budget (V-01) 2019-21 Base Budget	Governor's Budget (Y-01) 2019-21 Base Budget	Column 2 minus Column 1	% Change from Column 1 to Column 2
	Column 1	Column 2		
6400 Federal Funds Ltd	917,925	917,925	0	-
<b>TRANSFERS IN</b>				
<b>1010 Transfer In - Intrafund</b>				
3400 Other Funds Ltd	4,287,607	4,287,607	0	-
<b>1107 Tsfr From Administrative Svcs</b>				
4400 Lottery Funds Ltd	55,800,586	54,964,129	(836,457)	-1.50%
3400 Other Funds Ltd	1,908,485	1,908,485	0	-
All Funds	57,709,071	56,872,614	(836,457)	-1.45%
<b>1730 Tsfr From Transportation, Dept</b>				
3400 Other Funds Ltd	1,561,487	1,561,487	0	-
<b>TOTAL TRANSFERS IN</b>				
4400 Lottery Funds Ltd	55,800,586	54,964,129	(836,457)	-1.50%
3400 Other Funds Ltd	7,757,579	7,757,579	0	-
<b>TOTAL TRANSFERS IN</b>	<b>\$63,558,165</b>	<b>\$62,721,708</b>	<b>(\$836,457)</b>	<b>-1.32%</b>
<b>TOTAL REVENUES</b>				
8000 General Fund	8,640,338	8,640,338	0	-
4400 Lottery Funds Ltd	55,841,586	55,005,129	(836,457)	-1.50%
3200 Other Funds Non-Ltd	8,197,211	8,197,211	0	-
3400 Other Funds Ltd	20,943,705	21,173,874	230,169	1.10%
6400 Federal Funds Ltd	917,925	917,925	0	-
<b>TOTAL REVENUES</b>	<b>\$94,540,765</b>	<b>\$93,934,477</b>	<b>(\$606,288)</b>	<b>-0.64%</b>
<b>TRANSFERS OUT</b>				
<b>2010 Transfer Out - Intrafund</b>				
3200 Other Funds Non-Ltd	(3,780,630)	(3,780,630)	0	-

Description	Agency Request Budget (V-01) 2019-21 Base Budget	Governor's Budget (Y-01) 2019-21 Base Budget	Column 2 minus Column 1	% Change from Column 1 to Column 2
	Column 1	Column 2		
3400 Other Funds Ltd	(339,208)	(339,208)	0	-
All Funds	(4,119,838)	(4,119,838)	0	-
<b>2121 Tsfr To Governor, Office of the</b>				
3400 Other Funds Ltd	(848,200)	(848,200)	0	-
<b>TOTAL TRANSFERS OUT</b>				
3200 Other Funds Non-Ltd	(3,780,630)	(3,780,630)	0	-
3400 Other Funds Ltd	(1,187,408)	(1,187,408)	0	-
<b>TOTAL TRANSFERS OUT</b>	<b>(\$4,968,038)</b>	<b>(\$4,968,038)</b>	<b>0</b>	<b>-</b>
<b>AVAILABLE REVENUES</b>				
8000 General Fund	8,640,338	8,640,338	0	-
4400 Lottery Funds Ltd	60,091,586	61,567,143	1,475,557	2.46%
3200 Other Funds Non-Ltd	29,249,880	29,249,880	0	-
3400 Other Funds Ltd	22,100,862	22,331,031	230,169	1.04%
6400 Federal Funds Ltd	13,486,925	13,486,925	0	-
<b>TOTAL AVAILABLE REVENUES</b>	<b>\$133,569,591</b>	<b>\$135,275,317</b>	<b>\$1,705,726</b>	<b>1.28%</b>
<b>EXPENDITURES</b>				
<b>PERSONAL SERVICES</b>				
<b>SALARIES &amp; WAGES</b>				
<b>3110 Class/Unclass Sal. and Per Diem</b>				
8000 General Fund	200,544	200,544	0	-
4400 Lottery Funds Ltd	6,139,464	6,139,464	0	-
3400 Other Funds Ltd	3,681,780	3,681,780	0	-
All Funds	10,021,788	10,021,788	0	-
<b>OTHER PAYROLL EXPENSES</b>				



Description	Agency Request Budget (V-01) 2019-21 Base Budget	Governor's Budget (Y-01) 2019-21 Base Budget	Column 2 minus Column 1	% Change from Column 1 to Column 2
	Column 1	Column 2		
<b>3210 Empl. Rel. Bd. Assessments</b>				
8000 General Fund	61	61	0	-
4400 Lottery Funds Ltd	1,931	1,931	0	-
3400 Other Funds Ltd	1,424	1,424	0	-
All Funds	3,416	3,416	0	-
<b>3220 Public Employees' Retire Cont</b>				
8000 General Fund	34,032	34,032	0	-
4400 Lottery Funds Ltd	1,041,869	1,041,869	0	-
3400 Other Funds Ltd	624,799	624,799	0	-
All Funds	1,700,700	1,700,700	0	-
<b>3221 Pension Obligation Bond</b>				
8000 General Fund	7,559	7,559	0	-
4400 Lottery Funds Ltd	336,063	336,063	0	-
3400 Other Funds Ltd	183,394	183,394	0	-
All Funds	527,016	527,016	0	-
<b>3230 Social Security Taxes</b>				
8000 General Fund	15,342	15,342	0	-
4400 Lottery Funds Ltd	469,674	469,674	0	-
3400 Other Funds Ltd	281,656	281,656	0	-
All Funds	766,672	766,672	0	-
<b>3240 Unemployment Assessments</b>				
4400 Lottery Funds Ltd	1	1	0	-
3400 Other Funds Ltd	3	3	0	-
All Funds	4	4	0	-

Description	Agency Request Budget (V-01) 2019-21 Base Budget	Governor's Budget (Y-01) 2019-21 Base Budget	Column 2 minus Column 1	% Change from Column 1 to Column 2
	Column 1	Column 2		
<b>3250 Worker's Comp. Assess. (WCD)</b>				
8000 General Fund	58	58	0	-
4400 Lottery Funds Ltd	1,836	1,836	0	-
3400 Other Funds Ltd	1,354	1,354	0	-
All Funds	3,248	3,248	0	-
<b>3260 Mass Transit Tax</b>				
8000 General Fund	798	798	0	-
4400 Lottery Funds Ltd	38,583	38,583	0	-
3400 Other Funds Ltd	18,844	18,844	0	-
All Funds	58,225	58,225	0	-
<b>3270 Flexible Benefits</b>				
8000 General Fund	35,184	35,184	0	-
4400 Lottery Funds Ltd	1,113,574	1,113,574	0	-
3400 Other Funds Ltd	821,546	821,546	0	-
All Funds	1,970,304	1,970,304	0	-
<b>3280 Other OPE</b>				
4400 Lottery Funds Ltd	500,568	500,568	0	-
3400 Other Funds Ltd	109,377	109,377	0	-
All Funds	609,945	609,945	0	-
<b>TOTAL OTHER PAYROLL EXPENSES</b>				
8000 General Fund	93,034	93,034	0	-
4400 Lottery Funds Ltd	3,504,099	3,504,099	0	-
3400 Other Funds Ltd	2,042,397	2,042,397	0	-
<b>TOTAL OTHER PAYROLL EXPENSES</b>	<b>\$5,639,530</b>	<b>\$5,639,530</b>	<b>0</b>	<b>-</b>

Description	Agency Request Budget (V-01) 2019-21 Base Budget	Governor's Budget (Y-01) 2019-21 Base Budget	Column 2 minus Column 1	% Change from Column 1 to Column 2
	Column 1	Column 2		
<b>P.S. BUDGET ADJUSTMENTS</b>				
<b>3455 Vacancy Savings</b>				
4400 Lottery Funds Ltd	(302,461)	(302,461)	0	-
3400 Other Funds Ltd	(181,963)	(181,963)	0	-
All Funds	(484,424)	(484,424)	0	-
<b>TOTAL PERSONAL SERVICES</b>				
8000 General Fund	293,578	293,578	0	-
4400 Lottery Funds Ltd	9,341,102	9,341,102	0	-
3400 Other Funds Ltd	5,542,214	5,542,214	0	-
<b>TOTAL PERSONAL SERVICES</b>	<b>\$15,176,894</b>	<b>\$15,176,894</b>	<b>0</b>	<b>-</b>
<b>SERVICES &amp; SUPPLIES</b>				
<b>4100 Instate Travel</b>				
8000 General Fund	13,843	13,843	0	-
4400 Lottery Funds Ltd	277,396	277,396	0	-
3400 Other Funds Ltd	88,917	88,917	0	-
All Funds	380,156	380,156	0	-
<b>4125 Out of State Travel</b>				
4400 Lottery Funds Ltd	526,734	526,734	0	-
3400 Other Funds Ltd	22,794	22,794	0	-
All Funds	549,528	549,528	0	-
<b>4150 Employee Training</b>				
8000 General Fund	3,784	3,784	0	-
4400 Lottery Funds Ltd	40,658	40,658	0	-
3400 Other Funds Ltd	16,980	16,980	0	-

Description	Agency Request Budget (V-01) 2019-21 Base Budget	Governor's Budget (Y-01) 2019-21 Base Budget	Column 2 minus Column 1	% Change from Column 1 to Column 2
	Column 1	Column 2		
All Funds	61,422	61,422	0	-
<b>4175 Office Expenses</b>				
8000 General Fund	6,284	6,284	0	-
4400 Lottery Funds Ltd	45,603	45,603	0	-
3400 Other Funds Ltd	50,933	50,933	0	-
All Funds	102,820	102,820	0	-
<b>4200 Telecommunications</b>				
8000 General Fund	2,064	2,064	0	-
4400 Lottery Funds Ltd	77,904	77,904	0	-
3400 Other Funds Ltd	65,157	65,157	0	-
All Funds	145,125	145,125	0	-
<b>4225 State Gov. Service Charges</b>				
4400 Lottery Funds Ltd	267,759	267,759	0	-
3200 Other Funds Non-Ltd	3,898	3,898	0	-
3400 Other Funds Ltd	117,560	117,560	0	-
All Funds	389,217	389,217	0	-
<b>4250 Data Processing</b>				
4400 Lottery Funds Ltd	27,770	27,770	0	-
3400 Other Funds Ltd	66,171	66,171	0	-
All Funds	93,941	93,941	0	-
<b>4275 Publicity and Publications</b>				
4400 Lottery Funds Ltd	71,817	71,817	0	-
3400 Other Funds Ltd	64,439	64,439	0	-
All Funds	136,256	136,256	0	-

Description	Agency Request Budget (V-01) 2019-21 Base Budget	Governor's Budget (Y-01) 2019-21 Base Budget	Column 2 minus Column 1	% Change from Column 1 to Column 2
	Column 1	Column 2		
<b>4300 Professional Services</b>				
8000 General Fund	25,000	25,000	0	-
4400 Lottery Funds Ltd	496,020	496,020	0	-
3400 Other Funds Ltd	1,524,227	1,524,227	0	-
All Funds	2,045,247	2,045,247	0	-
<b>4315 IT Professional Services</b>				
3400 Other Funds Ltd	54,429	54,429	0	-
<b>4325 Attorney General</b>				
8000 General Fund	15,200	15,200	0	-
4400 Lottery Funds Ltd	84,560	84,560	0	-
3200 Other Funds Non-Ltd	143,207	143,207	0	-
3400 Other Funds Ltd	23,789	23,789	0	-
All Funds	266,756	266,756	0	-
<b>4350 Dispute Resolution Services</b>				
3400 Other Funds Ltd	242,073	242,073	0	-
<b>4375 Employee Recruitment and Develop</b>				
4400 Lottery Funds Ltd	3,908	3,908	0	-
3400 Other Funds Ltd	2,623	2,623	0	-
All Funds	6,531	6,531	0	-
<b>4400 Dues and Subscriptions</b>				
4400 Lottery Funds Ltd	56,352	56,352	0	-
3400 Other Funds Ltd	5,281	5,281	0	-
All Funds	61,633	61,633	0	-
<b>4425 Facilities Rental and Taxes</b>				

Description	Agency Request Budget (V-01) 2019-21 Base Budget	Governor's Budget (Y-01) 2019-21 Base Budget	Column 2 minus Column 1	% Change from Column 1 to Column 2
	Column 1	Column 2		
8000 General Fund	2,500	2,500	0	-
4400 Lottery Funds Ltd	494,276	494,276	0	-
3400 Other Funds Ltd	75,326	75,326	0	-
All Funds	572,102	572,102	0	-
<b>4650 Other Services and Supplies</b>				
3400 Other Funds Ltd	76,848	76,848	0	-
6400 Federal Funds Ltd	303,125	303,125	0	-
All Funds	379,973	379,973	0	-
<b>4700 Expendable Prop 250 - 5000</b>				
8000 General Fund	882	882	0	-
4400 Lottery Funds Ltd	27,908	27,908	0	-
3400 Other Funds Ltd	10,077	10,077	0	-
All Funds	38,867	38,867	0	-
<b>4715 IT Expendable Property</b>				
4400 Lottery Funds Ltd	6,948	6,948	0	-
3400 Other Funds Ltd	6,000	6,000	0	-
All Funds	12,948	12,948	0	-
<b>TOTAL SERVICES &amp; SUPPLIES</b>				
8000 General Fund	69,557	69,557	0	-
4400 Lottery Funds Ltd	2,505,613	2,505,613	0	-
3200 Other Funds Non-Ltd	147,105	147,105	0	-
3400 Other Funds Ltd	2,513,624	2,513,624	0	-
6400 Federal Funds Ltd	303,125	303,125	0	-
<b>TOTAL SERVICES &amp; SUPPLIES</b>	<b>\$5,539,024</b>	<b>\$5,539,024</b>	<b>0</b>	<b>-</b>

Description	Agency Request Budget (V-01) 2019-21 Base Budget	Governor's Budget (Y-01) 2019-21 Base Budget	Column 2 minus Column 1	% Change from Column 1 to Column 2
	Column 1	Column 2		
<b>SPECIAL PAYMENTS</b>				
<b>6015 Dist to Cities</b>				
4400 Lottery Funds Ltd	379,082	379,082	0	-
<b>6020 Dist to Counties</b>				
4400 Lottery Funds Ltd	137,948	137,948	0	-
<b>6025 Dist to Other Gov Unit</b>				
4400 Lottery Funds Ltd	364,750	364,750	0	-
3400 Other Funds Ltd	318,787	318,787	0	-
All Funds	683,537	683,537	0	-
<b>6030 Dist to Non-Gov Units</b>				
8000 General Fund	8,277,203	8,277,203	0	-
4400 Lottery Funds Ltd	23,869,042	23,869,042	0	-
3200 Other Funds Non-Ltd	1,069,140	1,069,140	0	-
3400 Other Funds Ltd	10,358,563	10,358,563	0	-
6400 Federal Funds Ltd	2,643,031	2,643,031	0	-
All Funds	46,216,979	46,216,979	0	-
<b>6045 Dist to Comm College Districts</b>				
4400 Lottery Funds Ltd	311,100	311,100	0	-
<b>6050 Dist to Non-Profit Organizations</b>				
4400 Lottery Funds Ltd	19,483,418	19,483,418	0	-
<b>6080 Loans Made - Other</b>				
3200 Other Funds Non-Ltd	11,760,540	11,760,540	0	-
6400 Federal Funds Ltd	2,618,622	2,618,622	0	-
All Funds	14,379,162	14,379,162	0	-

Description	Agency Request Budget (V-01) 2019-21 Base Budget	Governor's Budget (Y-01) 2019-21 Base Budget	Column 2 minus Column 1	% Change from Column 1 to Column 2
	Column 1	Column 2		
<b>6085 Other Special Payments</b>				
4400 Lottery Funds Ltd	658,531	658,531	0	-
<b>TOTAL SPECIAL PAYMENTS</b>				
8000 General Fund	8,277,203	8,277,203	0	-
4400 Lottery Funds Ltd	45,203,871	45,203,871	0	-
3200 Other Funds Non-Ltd	12,829,680	12,829,680	0	-
3400 Other Funds Ltd	10,677,350	10,677,350	0	-
6400 Federal Funds Ltd	5,261,653	5,261,653	0	-
<b>TOTAL SPECIAL PAYMENTS</b>	<b>\$82,249,757</b>	<b>\$82,249,757</b>	<b>0</b>	<b>-</b>
<b>TOTAL EXPENDITURES</b>				
8000 General Fund	8,640,338	8,640,338	0	-
4400 Lottery Funds Ltd	57,050,586	57,050,586	0	-
3200 Other Funds Non-Ltd	12,976,785	12,976,785	0	-
3400 Other Funds Ltd	18,733,188	18,733,188	0	-
6400 Federal Funds Ltd	5,564,778	5,564,778	0	-
<b>TOTAL EXPENDITURES</b>	<b>\$102,965,675</b>	<b>\$102,965,675</b>	<b>0</b>	<b>-</b>
<b>ENDING BALANCE</b>				
4400 Lottery Funds Ltd	3,041,000	4,516,557	1,475,557	48.52%
3200 Other Funds Non-Ltd	16,273,095	16,273,095	0	-
3400 Other Funds Ltd	3,367,674	3,597,843	230,169	6.83%
6400 Federal Funds Ltd	7,922,147	7,922,147	0	-
<b>TOTAL ENDING BALANCE</b>	<b>\$30,603,916</b>	<b>\$32,309,642</b>	<b>\$1,705,726</b>	<b>5.57%</b>
<b>AUTHORIZED POSITIONS</b>				
8150 Class/Unclass Positions	56	56	0	-



Description	Agency Request Budget (V-01) 2019-21 Base Budget	Governor's Budget (Y-01) 2019-21 Base Budget	Column 2 minus Column 1	% Change from Column 1 to Column 2
	Column 1	Column 2		

**AUTHORIZED FTE**

8250 Class/Unclass FTE Positions

55.00

55.00

0

-

Description	Agency Request Budget (V-01) 2019-21 Base Budget	Governor's Budget (Y-01) 2019-21 Base Budget	Column 2 minus Column 1	% Change from Column 1 to Column 2
	Column 1	Column 2		
<b>BEGINNING BALANCE</b>				
<b>0025 Beginning Balance</b>				
3200 Other Funds Non-Ltd	183,166,566	183,166,566	0	-
3230 Other Funds Debt Svc Non-Ltd	3,800,000	3,800,000	0	-
3400 Other Funds Ltd	169,953,341	169,953,341	0	-
All Funds	356,919,907	356,919,907	0	-
<b>REVENUE CATEGORIES</b>				
<b>GENERAL FUND APPROPRIATION</b>				
<b>0050 General Fund Appropriation</b>				
8000 General Fund	2,000,000	2,000,000	0	-
<b>LICENSES AND FEES</b>				
<b>0205 Business Lic and Fees</b>				
3400 Other Funds Ltd	7,500	7,500	0	-
<b>CHARGES FOR SERVICES</b>				
<b>0410 Charges for Services</b>				
3200 Other Funds Non-Ltd	249,000	249,000	0	-
3400 Other Funds Ltd	12,000	12,000	0	-
All Funds	261,000	261,000	0	-
<b>BOND SALES</b>				
<b>0555 General Fund Obligation Bonds</b>				
3400 Other Funds Ltd	124,659,500	124,659,500	0	-
<b>0565 Lottery Bonds</b>				
3200 Other Funds Non-Ltd	30,000,000	30,000,000	0	-
3400 Other Funds Ltd	63,459,520	63,459,520	0	-

Description	Agency Request Budget (V-01) 2019-21 Base Budget	Governor's Budget (Y-01) 2019-21 Base Budget	Column 2 minus Column 1	% Change from Column 1 to Column 2
	Column 1	Column 2		
All Funds	93,459,520	93,459,520	0	-
<b>0570 Revenue Bonds</b>				
3200 Other Funds Non-Ltd	30,000,000	30,000,000	0	-
<b>TOTAL BOND SALES</b>				
3200 Other Funds Non-Ltd	60,000,000	60,000,000	0	-
3400 Other Funds Ltd	188,119,020	188,119,020	0	-
<b>TOTAL BOND SALES</b>	<b>\$248,119,020</b>	<b>\$248,119,020</b>	<b>0</b>	<b>-</b>
<b>INTEREST EARNINGS</b>				
<b>0605 Interest Income</b>				
3200 Other Funds Non-Ltd	27,809,408	27,809,408	0	-
3230 Other Funds Debt Svc Non-Ltd	745	745	0	-
3400 Other Funds Ltd	3,615,246	3,615,246	0	-
All Funds	31,425,399	31,425,399	0	-
<b>LOAN REPAYMENT</b>				
<b>0925 Loan Repayments</b>				
3200 Other Funds Non-Ltd	72,478,644	72,478,644	0	-
<b>OTHER</b>				
<b>0975 Other Revenues</b>				
3400 Other Funds Ltd	1,002,284	1,002,284	0	-
<b>FEDERAL FUNDS REVENUE</b>				
<b>0995 Federal Funds</b>				
6400 Federal Funds Ltd	35,019,289	35,019,289	0	-
<b>TRANSFERS IN</b>				
<b>1010 Transfer In - Intrafund</b>				

2019-21 Biennium

Infrastructure

Description	Agency Request Budget (V-01) 2019-21 Base Budget	Governor's Budget (Y-01) 2019-21 Base Budget	Column 2 minus Column 1	% Change from Column 1 to Column 2
	Column 1	Column 2		
3200 Other Funds Non-Ltd	4,800,000	4,800,000	0	-
3230 Other Funds Debt Svc Non-Ltd	37,131,695	37,131,695	0	-
3400 Other Funds Ltd	8,461,539	8,461,539	0	-
All Funds	50,393,234	50,393,234	0	-
<b>1107 Tsfr From Administrative Svcs</b>				
4400 Lottery Funds Ltd	2,654,317	2,654,317	0	-
<b>1443 Tsfr From Oregon Health Authority</b>				
3200 Other Funds Non-Ltd	16,692,000	16,692,000	0	-
3400 Other Funds Ltd	740,000	740,000	0	-
All Funds	17,432,000	17,432,000	0	-
<b>1730 Tsfr From Transportation, Dept</b>				
3400 Other Funds Ltd	473,350	473,350	0	-
<b>TOTAL TRANSFERS IN</b>				
4400 Lottery Funds Ltd	2,654,317	2,654,317	0	-
3200 Other Funds Non-Ltd	21,492,000	21,492,000	0	-
3230 Other Funds Debt Svc Non-Ltd	37,131,695	37,131,695	0	-
3400 Other Funds Ltd	9,674,889	9,674,889	0	-
<b>TOTAL TRANSFERS IN</b>	<b>\$70,952,901</b>	<b>\$70,952,901</b>	<b>0</b>	<b>-</b>
<b>TOTAL REVENUES</b>				
8000 General Fund	2,000,000	2,000,000	0	-
4400 Lottery Funds Ltd	2,654,317	2,654,317	0	-
3200 Other Funds Non-Ltd	182,029,052	182,029,052	0	-
3230 Other Funds Debt Svc Non-Ltd	37,132,440	37,132,440	0	-
3400 Other Funds Ltd	202,430,939	202,430,939	0	-

2019-21 Biennium

Infrastructure

Description	Agency Request Budget (V-01) 2019-21 Base Budget	Governor's Budget (Y-01) 2019-21 Base Budget	Column 2 minus Column 1	% Change from Column 1 to Column 2
	Column 1	Column 2		
6400 Federal Funds Ltd	35,019,289	35,019,289	0	-
<b>TOTAL REVENUES</b>	<b>\$461,266,037</b>	<b>\$461,266,037</b>	<b>0</b>	<b>-</b>
<b>TRANSFERS OUT</b>				
<b>2010 Transfer Out - Intrafund</b>				
3200 Other Funds Non-Ltd	(52,780,165)	(52,780,165)	0	-
<b>AVAILABLE REVENUES</b>				
8000 General Fund	2,000,000	2,000,000	0	-
4400 Lottery Funds Ltd	2,654,317	2,654,317	0	-
3200 Other Funds Non-Ltd	312,415,453	312,415,453	0	-
3230 Other Funds Debt Svc Non-Ltd	40,932,440	40,932,440	0	-
3400 Other Funds Ltd	372,384,280	372,384,280	0	-
6400 Federal Funds Ltd	35,019,289	35,019,289	0	-
<b>TOTAL AVAILABLE REVENUES</b>	<b>\$765,405,779</b>	<b>\$765,405,779</b>	<b>0</b>	<b>-</b>
<b>EXPENDITURES</b>				
<b>PERSONAL SERVICES</b>				
<b>SALARIES &amp; WAGES</b>				
<b>3110 Class/Unclass Sal. and Per Diem</b>				
4400 Lottery Funds Ltd	776,369	776,369	0	-
3400 Other Funds Ltd	4,501,409	4,501,409	0	-
6400 Federal Funds Ltd	750,086	750,086	0	-
All Funds	6,027,864	6,027,864	0	-
<b>OTHER PAYROLL EXPENSES</b>				
<b>3210 Empl. Rel. Bd. Assessments</b>				
4400 Lottery Funds Ltd	299	299	0	-

Description	Agency Request Budget (V-01) 2019-21 Base Budget	Governor's Budget (Y-01) 2019-21 Base Budget	Column 2 minus Column 1	% Change from Column 1 to Column 2
	Column 1	Column 2		
3400 Other Funds Ltd	1,667	1,667	0	-
6400 Federal Funds Ltd	291	291	0	-
All Funds	2,257	2,257	0	-
<b>3220 Public Employees' Retire Cont</b>				
4400 Lottery Funds Ltd	131,749	131,749	0	-
3400 Other Funds Ltd	763,887	763,887	0	-
6400 Federal Funds Ltd	127,289	127,289	0	-
All Funds	1,022,925	1,022,925	0	-
<b>3221 Pension Obligation Bond</b>				
4400 Lottery Funds Ltd	38,545	38,545	0	-
3400 Other Funds Ltd	232,028	232,028	0	-
6400 Federal Funds Ltd	38,928	38,928	0	-
All Funds	309,501	309,501	0	-
<b>3230 Social Security Taxes</b>				
4400 Lottery Funds Ltd	59,391	59,391	0	-
3400 Other Funds Ltd	344,357	344,357	0	-
6400 Federal Funds Ltd	57,379	57,379	0	-
All Funds	461,127	461,127	0	-
<b>3240 Unemployment Assessments</b>				
3400 Other Funds Ltd	93,746	93,746	0	-
<b>3250 Worker's Comp. Assess. (WCD)</b>				
4400 Lottery Funds Ltd	284	284	0	-
3400 Other Funds Ltd	1,583	1,583	0	-
6400 Federal Funds Ltd	279	279	0	-

Description	Agency Request Budget (V-01) 2019-21 Base Budget	Governor's Budget (Y-01) 2019-21 Base Budget	Column 2 minus Column 1	% Change from Column 1 to Column 2
	Column 1	Column 2		
All Funds	2,146	2,146	0	-
<b>3260 Mass Transit Tax</b>				
4400 Lottery Funds Ltd	5,119	5,119	0	-
3400 Other Funds Ltd	24,622	24,622	0	-
All Funds	29,741	29,741	0	-
<b>3270 Flexible Benefits</b>				
4400 Lottery Funds Ltd	172,402	172,402	0	-
3400 Other Funds Ltd	958,763	958,763	0	-
6400 Federal Funds Ltd	170,643	170,643	0	-
All Funds	1,301,808	1,301,808	0	-
<b>TOTAL OTHER PAYROLL EXPENSES</b>				
4400 Lottery Funds Ltd	407,789	407,789	0	-
3400 Other Funds Ltd	2,420,653	2,420,653	0	-
6400 Federal Funds Ltd	394,809	394,809	0	-
<b>TOTAL OTHER PAYROLL EXPENSES</b>	<b>\$3,223,251</b>	<b>\$3,223,251</b>	<b>0</b>	<b>-</b>
<b>P.S. BUDGET ADJUSTMENTS</b>				
<b>3455 Vacancy Savings</b>				
4400 Lottery Funds Ltd	(8,440)	(8,440)	0	-
3400 Other Funds Ltd	(167,051)	(167,051)	0	-
6400 Federal Funds Ltd	(10,009)	(10,009)	0	-
All Funds	(185,500)	(185,500)	0	-
<b>TOTAL PERSONAL SERVICES</b>				
4400 Lottery Funds Ltd	1,175,718	1,175,718	0	-
3400 Other Funds Ltd	6,755,011	6,755,011	0	-

2019-21 Biennium

Infrastructure

Description	Agency Request Budget (V-01) 2019-21 Base Budget	Governor's Budget (Y-01) 2019-21 Base Budget	Column 2 minus Column 1	% Change from Column 1 to Column 2
	Column 1	Column 2		
6400 Federal Funds Ltd	1,134,886	1,134,886	0	-
<b>TOTAL PERSONAL SERVICES</b>	<b>\$9,065,615</b>	<b>\$9,065,615</b>	<b>0</b>	<b>-</b>
<b>SERVICES &amp; SUPPLIES</b>				
<b>4100 Instate Travel</b>				
4400 Lottery Funds Ltd	12,973	12,973	0	-
3400 Other Funds Ltd	139,118	139,118	0	-
6400 Federal Funds Ltd	37,923	37,923	0	-
All Funds	190,014	190,014	0	-
<b>4125 Out of State Travel</b>				
4400 Lottery Funds Ltd	4,268	4,268	0	-
3400 Other Funds Ltd	47,153	47,153	0	-
6400 Federal Funds Ltd	25,166	25,166	0	-
All Funds	76,587	76,587	0	-
<b>4150 Employee Training</b>				
4400 Lottery Funds Ltd	5,196	5,196	0	-
3400 Other Funds Ltd	42,888	42,888	0	-
6400 Federal Funds Ltd	13,346	13,346	0	-
All Funds	61,430	61,430	0	-
<b>4175 Office Expenses</b>				
4400 Lottery Funds Ltd	7,454	7,454	0	-
3400 Other Funds Ltd	58,645	58,645	0	-
6400 Federal Funds Ltd	41,935	41,935	0	-
All Funds	108,034	108,034	0	-
<b>4200 Telecommunications</b>				



Description	Agency Request Budget (V-01) 2019-21 Base Budget	Governor's Budget (Y-01) 2019-21 Base Budget	Column 2 minus Column 1	% Change from Column 1 to Column 2
	Column 1	Column 2		
4400 Lottery Funds Ltd	9,159	9,159	0	-
3400 Other Funds Ltd	30,316	30,316	0	-
6400 Federal Funds Ltd	1,663	1,663	0	-
All Funds	41,138	41,138	0	-
<b>4225 State Gov. Service Charges</b>				
4400 Lottery Funds Ltd	48,766	48,766	0	-
3200 Other Funds Non-Ltd	68,164	68,164	0	-
3400 Other Funds Ltd	222,541	222,541	0	-
6400 Federal Funds Ltd	1,053	1,053	0	-
All Funds	340,524	340,524	0	-
<b>4250 Data Processing</b>				
3400 Other Funds Ltd	3,350	3,350	0	-
6400 Federal Funds Ltd	3,983	3,983	0	-
All Funds	7,333	7,333	0	-
<b>4275 Publicity and Publications</b>				
4400 Lottery Funds Ltd	1,444	1,444	0	-
3400 Other Funds Ltd	35,085	35,085	0	-
6400 Federal Funds Ltd	39,375	39,375	0	-
All Funds	75,904	75,904	0	-
<b>4300 Professional Services</b>				
4400 Lottery Funds Ltd	98,840	98,840	0	-
3200 Other Funds Non-Ltd	94,490	94,490	0	-
3400 Other Funds Ltd	761,049	761,049	0	-
6400 Federal Funds Ltd	241,854	241,854	0	-

Description	Agency Request Budget (V-01) 2019-21 Base Budget	Governor's Budget (Y-01) 2019-21 Base Budget	Column 2 minus Column 1	% Change from Column 1 to Column 2
	Column 1	Column 2		
All Funds	1,196,233	1,196,233	0	-
<b>4315 IT Professional Services</b>				
3400 Other Funds Ltd	2,211	2,211	0	-
<b>4325 Attorney General</b>				
4400 Lottery Funds Ltd	12,480	12,480	0	-
3200 Other Funds Non-Ltd	88,072	88,072	0	-
3400 Other Funds Ltd	75,201	75,201	0	-
6400 Federal Funds Ltd	20,392	20,392	0	-
All Funds	196,145	196,145	0	-
<b>4375 Employee Recruitment and Develop</b>				
4400 Lottery Funds Ltd	22	22	0	-
3400 Other Funds Ltd	7,181	7,181	0	-
6400 Federal Funds Ltd	5,469	5,469	0	-
All Funds	12,672	12,672	0	-
<b>4400 Dues and Subscriptions</b>				
4400 Lottery Funds Ltd	519	519	0	-
3400 Other Funds Ltd	15,079	15,079	0	-
6400 Federal Funds Ltd	16,953	16,953	0	-
All Funds	32,551	32,551	0	-
<b>4425 Facilities Rental and Taxes</b>				
4400 Lottery Funds Ltd	22,977	22,977	0	-
3400 Other Funds Ltd	292,195	292,195	0	-
6400 Federal Funds Ltd	56,029	56,029	0	-
All Funds	371,201	371,201	0	-

Description	Agency Request Budget (V-01) 2019-21 Base Budget	Governor's Budget (Y-01) 2019-21 Base Budget	Column 2 minus Column 1	% Change from Column 1 to Column 2
	Column 1	Column 2		
<b>4575 Agency Program Related S and S</b>				
3400 Other Funds Ltd	9,297	9,297	0	-
6400 Federal Funds Ltd	42,109	42,109	0	-
All Funds	51,406	51,406	0	-
<b>4650 Other Services and Supplies</b>				
3200 Other Funds Non-Ltd	168,389	168,389	0	-
3400 Other Funds Ltd	2,622,549	2,622,549	0	-
All Funds	2,790,938	2,790,938	0	-
<b>4700 Expendable Prop 250 - 5000</b>				
4400 Lottery Funds Ltd	4,501	4,501	0	-
3400 Other Funds Ltd	33,911	33,911	0	-
6400 Federal Funds Ltd	47,924	47,924	0	-
All Funds	86,336	86,336	0	-
<b>4715 IT Expendable Property</b>				
3400 Other Funds Ltd	5,384	5,384	0	-
<b>TOTAL SERVICES &amp; SUPPLIES</b>				
4400 Lottery Funds Ltd	228,599	228,599	0	-
3200 Other Funds Non-Ltd	419,115	419,115	0	-
3400 Other Funds Ltd	4,403,153	4,403,153	0	-
6400 Federal Funds Ltd	595,174	595,174	0	-
<b>TOTAL SERVICES &amp; SUPPLIES</b>	<b>\$5,646,041</b>	<b>\$5,646,041</b>	<b>0</b>	<b>-</b>
<b>SPECIAL PAYMENTS</b>				
<b>6015 Dist to Cities</b>				
3200 Other Funds Non-Ltd	4,205,457	4,205,457	0	-

Description	Agency Request Budget (V-01) 2019-21 Base Budget	Governor's Budget (Y-01) 2019-21 Base Budget	Column 2 minus Column 1	% Change from Column 1 to Column 2
	Column 1	Column 2		
6400 Federal Funds Ltd	20,530,581	20,530,581	0	-
All Funds	24,736,038	24,736,038	0	-
<b>6020 Dist to Counties</b>				
3200 Other Funds Non-Ltd	259,500	259,500	0	-
6400 Federal Funds Ltd	8,963,349	8,963,349	0	-
All Funds	9,222,849	9,222,849	0	-
<b>6025 Dist to Other Gov Unit</b>				
8000 General Fund	2,000,000	2,000,000	0	-
4400 Lottery Funds Ltd	1,250,000	1,250,000	0	-
3200 Other Funds Non-Ltd	46,455,690	46,455,690	0	-
3400 Other Funds Ltd	77,865,089	77,865,089	0	-
All Funds	127,570,779	127,570,779	0	-
<b>6030 Dist to Non-Gov Units</b>				
3200 Other Funds Non-Ltd	63,837	63,837	0	-
6400 Federal Funds Ltd	1,960,275	1,960,275	0	-
All Funds	2,024,112	2,024,112	0	-
<b>6040 Dist to Local School Districts</b>				
3400 Other Funds Ltd	257,490,000	257,490,000	0	-
<b>6080 Loans Made - Other</b>				
3200 Other Funds Non-Ltd	144,031,955	144,031,955	0	-
6400 Federal Funds Ltd	589,528	589,528	0	-
All Funds	144,621,483	144,621,483	0	-
<b>TOTAL SPECIAL PAYMENTS</b>				
8000 General Fund	2,000,000	2,000,000	0	-

2019-21 Biennium

Infrastructure

Description	Agency Request Budget (V-01) 2019-21 Base Budget	Governor's Budget (Y-01) 2019-21 Base Budget	Column 2 minus Column 1	% Change from Column 1 to Column 2
	Column 1	Column 2		
4400 Lottery Funds Ltd	1,250,000	1,250,000	0	-
3200 Other Funds Non-Ltd	195,016,439	195,016,439	0	-
3400 Other Funds Ltd	335,355,089	335,355,089	0	-
6400 Federal Funds Ltd	32,043,733	32,043,733	0	-
<b>TOTAL SPECIAL PAYMENTS</b>	<b>\$565,665,261</b>	<b>\$565,665,261</b>	<b>0</b>	<b>-</b>
<b>DEBT SERVICE</b>				
<b>7100 Principal - Bonds</b>				
3230 Other Funds Debt Svc Non-Ltd	29,455,625	29,455,625	0	-
<b>7150 Interest - Bonds</b>				
3230 Other Funds Debt Svc Non-Ltd	7,676,071	7,676,071	0	-
<b>TOTAL DEBT SERVICE</b>				
3230 Other Funds Debt Svc Non-Ltd	37,131,696	37,131,696	0	-
<b>TOTAL EXPENDITURES</b>				
8000 General Fund	2,000,000	2,000,000	0	-
4400 Lottery Funds Ltd	2,654,317	2,654,317	0	-
3200 Other Funds Non-Ltd	195,435,554	195,435,554	0	-
3230 Other Funds Debt Svc Non-Ltd	37,131,696	37,131,696	0	-
3400 Other Funds Ltd	346,513,253	346,513,253	0	-
6400 Federal Funds Ltd	33,773,793	33,773,793	0	-
<b>TOTAL EXPENDITURES</b>	<b>\$617,508,613</b>	<b>\$617,508,613</b>	<b>0</b>	<b>-</b>
<b>ENDING BALANCE</b>				
3200 Other Funds Non-Ltd	116,979,899	116,979,899	0	-
3230 Other Funds Debt Svc Non-Ltd	3,800,744	3,800,744	0	-
3400 Other Funds Ltd	25,871,027	25,871,027	0	-

Description	Agency Request Budget (V-01) 2019-21 Base Budget	Governor's Budget (Y-01) 2019-21 Base Budget	Column 2 minus Column 1	% Change from Column 1 to Column 2
	Column 1	Column 2		
6400 Federal Funds Ltd	1,245,496	1,245,496	0	-
<b>TOTAL ENDING BALANCE</b>	<b>\$147,897,166</b>	<b>\$147,897,166</b>	<b>0</b>	<b>-</b>
<b>AUTHORIZED POSITIONS</b>				
8150 Class/Unclass Positions	37	37	0	-
<b>AUTHORIZED FTE</b>				
8250 Class/Unclass FTE Positions	37.00	37.00	0	-

Description	Agency Request Budget (V-01) 2019-21 Base Budget	Governor's Budget (Y-01) 2019-21 Base Budget	Column 2 minus Column 1	% Change from Column 1 to Column 2
	Column 1	Column 2		

**REVENUE CATEGORIES**

**TRANSFERS IN**

**1107 Tsfr From Administrative Svcs**

4400 Lottery Funds Ltd	1,207,545	1,207,545	0	-
------------------------	-----------	-----------	---	---

**AVAILABLE REVENUES**

4400 Lottery Funds Ltd	1,207,545	1,207,545	0	-
------------------------	-----------	-----------	---	---

**EXPENDITURES**

**SPECIAL PAYMENTS**

**6030 Dist to Non-Gov Units**

4400 Lottery Funds Ltd	1,207,545	1,207,545	0	-
------------------------	-----------	-----------	---	---

2019-21 Biennium

Arts

Description	Agency Request Budget (V-01) 2019-21 Base Budget	Governor's Budget (Y-01) 2019-21 Base Budget	Column 2 minus Column 1	% Change from Column 1 to Column 2
	Column 1	Column 2		
<b>BEGINNING BALANCE</b>				
<b>0025 Beginning Balance</b>				
3400 Other Funds Ltd	32,592,539	32,592,539	0	-
<b>REVENUE CATEGORIES</b>				
<b>GENERAL FUND APPROPRIATION</b>				
<b>0050 General Fund Appropriation</b>				
8000 General Fund	5,456,635	5,456,635	0	-
<b>BOND SALES</b>				
<b>0565 Lottery Bonds</b>				
3400 Other Funds Ltd	2,571,976	2,571,976	0	-
<b>INTEREST EARNINGS</b>				
<b>0605 Interest Income</b>				
3400 Other Funds Ltd	155,518	155,518	0	-
<b>DONATIONS AND CONTRIBUTIONS</b>				
<b>0905 Donations</b>				
3400 Other Funds Ltd	10,337,894	10,337,894	0	-
<b>0910 Grants (Non-Fed)</b>				
3400 Other Funds Ltd	700,000	700,000	0	-
<b>TOTAL DONATIONS AND CONTRIBUTIONS</b>				
3400 Other Funds Ltd	11,037,894	11,037,894	0	-
<b>OTHER</b>				
<b>0975 Other Revenues</b>				
3400 Other Funds Ltd	839,672	839,672	0	-
<b>FEDERAL FUNDS REVENUE</b>				



2019-21 Biennium

Arts

Description	Agency Request Budget (V-01) 2019-21 Base Budget	Governor's Budget (Y-01) 2019-21 Base Budget	Column 2 minus Column 1	% Change from Column 1 to Column 2
	Column 1	Column 2		
<b>0995 Federal Funds</b>				
6400 Federal Funds Ltd	2,031,548	2,031,548	0	-
<b>TRANSFERS IN</b>				
<b>1010 Transfer In - Intrafund</b>				
3400 Other Funds Ltd	6,500,000	6,500,000	0	-
<b>1730 Tsfr From Transportation, Dept</b>				
3400 Other Funds Ltd	791,332	791,332	0	-
<b>TOTAL TRANSFERS IN</b>				
3400 Other Funds Ltd	7,291,332	7,291,332	0	-
<b>TOTAL REVENUES</b>				
8000 General Fund	5,456,635	5,456,635	0	-
3400 Other Funds Ltd	21,896,392	21,896,392	0	-
6400 Federal Funds Ltd	2,031,548	2,031,548	0	-
<b>TOTAL REVENUES</b>	<b>\$29,384,575</b>	<b>\$29,384,575</b>	<b>0</b>	<b>-</b>
<b>TRANSFERS OUT</b>				
<b>2010 Transfer Out - Intrafund</b>				
3400 Other Funds Ltd	(6,500,000)	(6,500,000)	0	-
<b>AVAILABLE REVENUES</b>				
8000 General Fund	5,456,635	5,456,635	0	-
3400 Other Funds Ltd	47,988,931	47,988,931	0	-
6400 Federal Funds Ltd	2,031,548	2,031,548	0	-
<b>TOTAL AVAILABLE REVENUES</b>	<b>\$55,477,114</b>	<b>\$55,477,114</b>	<b>0</b>	<b>-</b>
<b>EXPENDITURES</b>				
<b>PERSONAL SERVICES</b>				

2019-21 Biennium

Arts

Description	Agency Request Budget (V-01) 2019-21 Base Budget	Governor's Budget (Y-01) 2019-21 Base Budget	Column 2 minus Column 1	% Change from Column 1 to Column 2
	Column 1	Column 2		
<b>SALARIES &amp; WAGES</b>				
<b>3110 Class/Unclass Sal. and Per Diem</b>				
8000 General Fund	648,924	648,924	0	-
3400 Other Funds Ltd	1,035,036	1,035,036	0	-
All Funds	1,683,960	1,683,960	0	-
<b>OTHER PAYROLL EXPENSES</b>				
<b>3210 Empl. Rel. Bd. Assessments</b>				
8000 General Fund	259	259	0	-
3400 Other Funds Ltd	410	410	0	-
All Funds	669	669	0	-
<b>3220 Public Employees' Retire Cont</b>				
8000 General Fund	110,121	110,121	0	-
3400 Other Funds Ltd	174,932	174,932	0	-
All Funds	285,053	285,053	0	-
<b>3221 Pension Obligation Bond</b>				
8000 General Fund	34,272	34,272	0	-
3400 Other Funds Ltd	51,333	51,333	0	-
All Funds	85,605	85,605	0	-
<b>3230 Social Security Taxes</b>				
8000 General Fund	49,642	49,642	0	-
3400 Other Funds Ltd	79,180	79,180	0	-
All Funds	128,822	128,822	0	-
<b>3240 Unemployment Assessments</b>				
8000 General Fund	1	1	0	-

Description	Agency Request Budget (V-01) 2019-21 Base Budget	Governor's Budget (Y-01) 2019-21 Base Budget	Column 2 minus Column 1	% Change from Column 1 to Column 2
	Column 1	Column 2		
<b>3250 Worker's Comp. Assess. (WCD)</b>				
8000 General Fund	247	247	0	-
3400 Other Funds Ltd	391	391	0	-
All Funds	638	638	0	-
<b>3260 Mass Transit Tax</b>				
8000 General Fund	5,000	5,000	0	-
3400 Other Funds Ltd	4,352	4,352	0	-
All Funds	9,352	9,352	0	-
<b>3270 Flexible Benefits</b>				
8000 General Fund	149,955	149,955	0	-
3400 Other Funds Ltd	237,069	237,069	0	-
All Funds	387,024	387,024	0	-
<b>TOTAL OTHER PAYROLL EXPENSES</b>				
8000 General Fund	349,497	349,497	0	-
3400 Other Funds Ltd	547,667	547,667	0	-
<b>TOTAL OTHER PAYROLL EXPENSES</b>	<b>\$897,164</b>	<b>\$897,164</b>	<b>0</b>	<b>-</b>
<b>P.S. BUDGET ADJUSTMENTS</b>				
<b>3455 Vacancy Savings</b>				
3400 Other Funds Ltd	(15,608)	(15,608)	0	-
<b>TOTAL PERSONAL SERVICES</b>				
8000 General Fund	998,421	998,421	0	-
3400 Other Funds Ltd	1,567,095	1,567,095	0	-
<b>TOTAL PERSONAL SERVICES</b>	<b>\$2,565,516</b>	<b>\$2,565,516</b>	<b>0</b>	<b>-</b>
<b>SERVICES &amp; SUPPLIES</b>				

2019-21 Biennium

Arts

Description	Agency Request Budget (V-01) 2019-21 Base Budget	Governor's Budget (Y-01) 2019-21 Base Budget	Column 2 minus Column 1	% Change from Column 1 to Column 2
	Column 1	Column 2		
<b>4100 Instate Travel</b>				
8000 General Fund	40,932	40,932	0	-
3400 Other Funds Ltd	44,891	44,891	0	-
6400 Federal Funds Ltd	20,881	20,881	0	-
All Funds	106,704	106,704	0	-
<b>4125 Out of State Travel</b>				
8000 General Fund	2,466	2,466	0	-
3400 Other Funds Ltd	4,320	4,320	0	-
6400 Federal Funds Ltd	17,342	17,342	0	-
All Funds	24,128	24,128	0	-
<b>4150 Employee Training</b>				
8000 General Fund	15,000	15,000	0	-
3400 Other Funds Ltd	6,619	6,619	0	-
All Funds	21,619	21,619	0	-
<b>4175 Office Expenses</b>				
8000 General Fund	18,230	18,230	0	-
3400 Other Funds Ltd	53,059	53,059	0	-
6400 Federal Funds Ltd	8,755	8,755	0	-
All Funds	80,044	80,044	0	-
<b>4200 Telecommunications</b>				
8000 General Fund	12,000	12,000	0	-
3400 Other Funds Ltd	8,848	8,848	0	-
All Funds	20,848	20,848	0	-
<b>4225 State Gov. Service Charges</b>				

2019-21 Biennium

Arts

Description	Agency Request Budget (V-01) 2019-21 Base Budget	Governor's Budget (Y-01) 2019-21 Base Budget	Column 2 minus Column 1	% Change from Column 1 to Column 2
	Column 1	Column 2		
8000 General Fund	42,500	42,500	0	-
3400 Other Funds Ltd	26,528	26,528	0	-
All Funds	69,028	69,028	0	-
<b>4250 Data Processing</b>				
8000 General Fund	535	535	0	-
3400 Other Funds Ltd	31,210	31,210	0	-
All Funds	31,745	31,745	0	-
<b>4275 Publicity and Publications</b>				
8000 General Fund	13,730	13,730	0	-
3400 Other Funds Ltd	952,566	952,566	0	-
6400 Federal Funds Ltd	1,376	1,376	0	-
All Funds	967,672	967,672	0	-
<b>4300 Professional Services</b>				
8000 General Fund	250,000	250,000	0	-
3400 Other Funds Ltd	133,693	133,693	0	-
6400 Federal Funds Ltd	16,434	16,434	0	-
All Funds	400,127	400,127	0	-
<b>4315 IT Professional Services</b>				
8000 General Fund	30,000	30,000	0	-
<b>4325 Attorney General</b>				
8000 General Fund	14,955	14,955	0	-
3400 Other Funds Ltd	8,526	8,526	0	-
All Funds	23,481	23,481	0	-
<b>4375 Employee Recruitment and Develop</b>				

2019-21 Biennium

Arts

Description	Agency Request Budget (V-01) 2019-21 Base Budget	Governor's Budget (Y-01) 2019-21 Base Budget	Column 2 minus Column 1	% Change from Column 1 to Column 2
	Column 1	Column 2		
8000 General Fund	3,500	3,500	0	-
3400 Other Funds Ltd	2,372	2,372	0	-
6400 Federal Funds Ltd	4,378	4,378	0	-
All Funds	10,250	10,250	0	-
<b>4400 Dues and Subscriptions</b>				
8000 General Fund	10,000	10,000	0	-
3400 Other Funds Ltd	156	156	0	-
6400 Federal Funds Ltd	6,254	6,254	0	-
All Funds	16,410	16,410	0	-
<b>4425 Facilities Rental and Taxes</b>				
8000 General Fund	69,376	69,376	0	-
3400 Other Funds Ltd	15,974	15,974	0	-
All Funds	85,350	85,350	0	-
<b>4650 Other Services and Supplies</b>				
8000 General Fund	8,042	8,042	0	-
3400 Other Funds Ltd	145,140	145,140	0	-
6400 Federal Funds Ltd	5,246	5,246	0	-
All Funds	158,428	158,428	0	-
<b>4700 Expendable Prop 250 - 5000</b>				
8000 General Fund	4,497	4,497	0	-
3400 Other Funds Ltd	8,425	8,425	0	-
All Funds	12,922	12,922	0	-
<b>4715 IT Expendable Property</b>				
8000 General Fund	10,000	10,000	0	-

2019-21 Biennium

Arts

Description	Agency Request Budget (V-01) 2019-21 Base Budget	Governor's Budget (Y-01) 2019-21 Base Budget	Column 2 minus Column 1	% Change from Column 1 to Column 2
	Column 1	Column 2		
3400 Other Funds Ltd	2,178	2,178	0	-
All Funds	12,178	12,178	0	-
<b>TOTAL SERVICES &amp; SUPPLIES</b>				
8000 General Fund	545,763	545,763	0	-
3400 Other Funds Ltd	1,444,505	1,444,505	0	-
6400 Federal Funds Ltd	80,666	80,666	0	-
<b>TOTAL SERVICES &amp; SUPPLIES</b>	<b>\$2,070,934</b>	<b>\$2,070,934</b>	<b>0</b>	<b>-</b>
<b>SPECIAL PAYMENTS</b>				
<b>6015 Dist to Cities</b>				
8000 General Fund	22,140	22,140	0	-
<b>6020 Dist to Counties</b>				
3400 Other Funds Ltd	855,242	855,242	0	-
<b>6025 Dist to Other Gov Unit</b>				
3400 Other Funds Ltd	787,819	787,819	0	-
<b>6030 Dist to Non-Gov Units</b>				
8000 General Fund	3,593,584	3,593,584	0	-
3400 Other Funds Ltd	3,198,874	3,198,874	0	-
6400 Federal Funds Ltd	1,801,399	1,801,399	0	-
All Funds	8,593,857	8,593,857	0	-
<b>6035 Dist to Individuals</b>				
8000 General Fund	296,727	296,727	0	-
6400 Federal Funds Ltd	75,048	75,048	0	-
All Funds	371,775	371,775	0	-
<b>6050 Dist to Non-Profit Organizations</b>				

2019-21 Biennium

Arts

Description	Agency Request Budget (V-01) 2019-21 Base Budget	Governor's Budget (Y-01) 2019-21 Base Budget	Column 2 minus Column 1	% Change from Column 1 to Column 2
	Column 1	Column 2		
3400 Other Funds Ltd	5,008,690	5,008,690	0	-
<b>6085 Other Special Payments</b>				
3400 Other Funds Ltd	7,259	7,259	0	-
<b>6634 Spc Pmt to Parks and Rec Dept</b>				
3400 Other Funds Ltd	260,000	260,000	0	-
<b>TOTAL SPECIAL PAYMENTS</b>				
8000 General Fund	3,912,451	3,912,451	0	-
3400 Other Funds Ltd	10,117,884	10,117,884	0	-
6400 Federal Funds Ltd	1,876,447	1,876,447	0	-
<b>TOTAL SPECIAL PAYMENTS</b>	<b>\$15,906,782</b>	<b>\$15,906,782</b>	<b>0</b>	<b>-</b>
<b>TOTAL EXPENDITURES</b>				
8000 General Fund	5,456,635	5,456,635	0	-
3400 Other Funds Ltd	13,129,484	13,129,484	0	-
6400 Federal Funds Ltd	1,957,113	1,957,113	0	-
<b>TOTAL EXPENDITURES</b>	<b>\$20,543,232</b>	<b>\$20,543,232</b>	<b>0</b>	<b>-</b>
<b>ENDING BALANCE</b>				
3400 Other Funds Ltd	34,859,447	34,859,447	0	-
6400 Federal Funds Ltd	74,435	74,435	0	-
<b>TOTAL ENDING BALANCE</b>	<b>\$34,933,882</b>	<b>\$34,933,882</b>	<b>0</b>	<b>-</b>
<b>AUTHORIZED POSITIONS</b>				
8150 Class/Unclass Positions	11	11	0	-
<b>AUTHORIZED FTE</b>				
8250 Class/Unclass FTE Positions	10.50	10.50	0	-



Description	Agency Request Budget (V-01) 2019-21 Base Budget	Governor's Budget (Y-01) 2019-21 Base Budget	Column 2 minus Column 1	% Change from Column 1 to Column 2
	Column 1	Column 2		
<b>REVENUE CATEGORIES</b>				
<b>GENERAL FUND APPROPRIATION</b>				
<b>0050 General Fund Appropriation</b>				
8030 General Fund Debt Svc	54,126,740	54,126,740	0	-
<b>TRANSFERS IN</b>				
<b>1107 Tsfr From Administrative Svcs</b>				
4430 Lottery Funds Debt Svc Ltd	51,998,740	51,998,740	0	-
<b>TOTAL REVENUES</b>				
8030 General Fund Debt Svc	54,126,740	54,126,740	0	-
4430 Lottery Funds Debt Svc Ltd	51,998,740	51,998,740	0	-
<b>TOTAL REVENUES</b>	<b>\$106,125,480</b>	<b>\$106,125,480</b>	<b>0</b>	<b>-</b>
<b>AVAILABLE REVENUES</b>				
8030 General Fund Debt Svc	54,126,740	54,126,740	0	-
4430 Lottery Funds Debt Svc Ltd	51,998,740	51,998,740	0	-
<b>TOTAL AVAILABLE REVENUES</b>	<b>\$106,125,480</b>	<b>\$106,125,480</b>	<b>0</b>	<b>-</b>
<b>EXPENDITURES</b>				
<b>DEBT SERVICE</b>				
<b>7100 Principal - Bonds</b>				
8030 General Fund Debt Svc	24,915,000	24,915,000	0	-
4430 Lottery Funds Debt Svc Ltd	37,713,580	37,713,580	0	-
All Funds	62,628,580	62,628,580	0	-
<b>7150 Interest - Bonds</b>				
8030 General Fund Debt Svc	29,211,740	29,211,740	0	-
4430 Lottery Funds Debt Svc Ltd	14,285,160	14,285,160	0	-

Version / Column Comparison Report - Detail  
 2019-21 Biennium  
 Lottery & General Obligation Bond Debt Svc

Cross Reference Number:12300-900-00-00-00000

Description	Agency Request Budget (V-01) 2019-21 Base Budget	Governor's Budget (Y-01) 2019-21 Base Budget	Column 2 minus Column 1	% Change from Column 1 to Column 2
	Column 1	Column 2		
All Funds	43,496,900	43,496,900	0	-
<b>TOTAL DEBT SERVICE</b>				
8030 General Fund Debt Svc	54,126,740	54,126,740	0	-
4430 Lottery Funds Debt Svc Ltd	51,998,740	51,998,740	0	-
<b>TOTAL DEBT SERVICE</b>	<b>\$106,125,480</b>	<b>\$106,125,480</b>	<b>0</b>	<b>-</b>

Package Comparison Report - Detail  
 2019-21 Biennium  
 Operations

Cross Reference Number: 12300-110-00-00-00000  
 Package: Non-PICS Psnl Svc / Vacancy Factor  
 Pkg Group: ESS Pkg Type: 010 Pkg Number: 010

Description	Agency Request Budget (V-01)	Governor's Budget (Y-01)	Column 2 Minus Column 1	% Change from Column 1 to Column 2
	Column 1	Column 2		

**EXPENDITURES**

**PERSONAL SERVICES**

**SALARIES & WAGES**

**3160 Temporary Appointments**

4400 Lottery Funds Ltd	2,825	2,825	0	0.00%
3400 Other Funds Ltd	29	29	0	0.00%
All Funds	2,854	2,854	0	0.00%

**3170 Overtime Payments**

3400 Other Funds Ltd	115	115	0	0.00%
----------------------	-----	-----	---	-------

**3190 All Other Differential**

3400 Other Funds Ltd	213	213	0	0.00%
----------------------	-----	-----	---	-------

**SALARIES & WAGES**

4400 Lottery Funds Ltd	2,825	2,825	0	0.00%
3400 Other Funds Ltd	357	357	0	0.00%

<b>TOTAL SALARIES &amp; WAGES</b>	<b>\$3,182</b>	<b>\$3,182</b>	<b>\$0</b>	<b>0.00%</b>
-----------------------------------	----------------	----------------	------------	--------------

**OTHER PAYROLL EXPENSES**

**3220 Public Employees Retire Cont**

3400 Other Funds Ltd	56	56	0	0.00%
----------------------	----	----	---	-------

**3221 Pension Obligation Bond**

Package Comparison Report - Detail  
 2019-21 Biennium  
 Operations

Cross Reference Number: 12300-110-00-00-00000  
 Package: Non-PICS Psnl Svc / Vacancy Factor  
 Pkg Group: ESS Pkg Type: 010 Pkg Number: 010

Description	Agency Request Budget (V-01)	Governor's Budget (Y-01)	Column 2 Minus Column 1	% Change from Column 1 to Column 2
	Column 1	Column 2		
4400 Lottery Funds Ltd	9,387	9,387	0	0.00%
3400 Other Funds Ltd	4,523	4,523	0	0.00%
6400 Federal Funds Ltd	825	825	0	0.00%
All Funds	14,735	14,735	0	0.00%
<b>3230 Social Security Taxes</b>				
4400 Lottery Funds Ltd	216	216	0	0.00%
3400 Other Funds Ltd	27	27	0	0.00%
All Funds	243	243	0	0.00%
<b>3240 Unemployment Assessments</b>				
4400 Lottery Funds Ltd	1,509	1,509	0	0.00%
<b>3260 Mass Transit Tax</b>				
4400 Lottery Funds Ltd	939	939	0	0.00%
3400 Other Funds Ltd	484	484	0	0.00%
All Funds	1,423	1,423	0	0.00%
<b>OTHER PAYROLL EXPENSES</b>				
4400 Lottery Funds Ltd	12,051	12,051	0	0.00%
3400 Other Funds Ltd	5,090	5,090	0	0.00%
6400 Federal Funds Ltd	825	825	0	0.00%
<b>TOTAL OTHER PAYROLL EXPENSES</b>	<b>\$17,966</b>	<b>\$17,966</b>	<b>\$0</b>	<b>0.00%</b>

Package Comparison Report - Detail  
 2019-21 Biennium  
 Operations

Cross Reference Number: 12300-110-00-00-00000  
 Package: Non-PICS Psnl Svc / Vacancy Factor  
 Pkg Group: ESS Pkg Type: 010 Pkg Number: 010

Description	Agency Request Budget (V-01)	Governor's Budget (Y-01)	Column 2 Minus Column 1	% Change from Column 1 to Column 2
	Column 1	Column 2		
<b>P.S. BUDGET ADJUSTMENTS</b>				
<b>3455 Vacancy Savings</b>				
4400 Lottery Funds Ltd	85,676	85,676	0	0.00%
3400 Other Funds Ltd	56,630	56,630	0	0.00%
6400 Federal Funds Ltd	4,146	4,146	0	0.00%
All Funds	146,452	146,452	0	0.00%
<b>PERSONAL SERVICES</b>				
4400 Lottery Funds Ltd	100,552	100,552	0	0.00%
3400 Other Funds Ltd	62,077	62,077	0	0.00%
6400 Federal Funds Ltd	4,971	4,971	0	0.00%
<b>TOTAL PERSONAL SERVICES</b>	<b>\$167,600</b>	<b>\$167,600</b>	<b>\$0</b>	<b>0.00%</b>
<b>EXPENDITURES</b>				
4400 Lottery Funds Ltd	100,552	100,552	0	0.00%
3400 Other Funds Ltd	62,077	62,077	0	0.00%
6400 Federal Funds Ltd	4,971	4,971	0	0.00%
<b>TOTAL EXPENDITURES</b>	<b>\$167,600</b>	<b>\$167,600</b>	<b>\$0</b>	<b>0.00%</b>
<b>ENDING BALANCE</b>				
4400 Lottery Funds Ltd	(100,552)	(100,552)	0	0.00%
3400 Other Funds Ltd	(62,077)	(62,077)	0	0.00%

Package Comparison Report - Detail  
 2019-21 Biennium  
 Operations

Cross Reference Number: 12300-110-00-00-00000  
 Package: Non-PICS Psnl Svc / Vacancy Factor  
 Pkg Group: ESS Pkg Type: 010 Pkg Number: 010

Description	Agency Request Budget (V-01)	Governor's Budget (Y-01)	Column 2 Minus Column 1	% Change from Column 1 to Column 2
	Column 1	Column 2		
6400 Federal Funds Ltd	(4,971)	(4,971)	0	0.00%
<b>TOTAL ENDING BALANCE</b>	<b>(\$167,600)</b>	<b>(\$167,600)</b>	<b>\$0</b>	<b>0.00%</b>

Package Comparison Report - Detail  
 2019-21 Biennium  
 Operations

Cross Reference Number: 12300-110-00-00-00000

Package: Standard Inflation

Pkg Group: ESS Pkg Type: 030 Pkg Number: 031

Description	Agency Request Budget (V-01)	Governor's Budget (Y-01)	Column 2 Minus Column 1	% Change from Column 1 to Column 2
	Column 1	Column 2		

**REVENUE CATEGORIES**

**TRANSFERS IN**

**1107 Tsfr From Administrative Svcs**

4400 Lottery Funds Ltd	216,123	216,123	0	0.00%
------------------------	---------	---------	---	-------

**TRANSFERS IN**

4400 Lottery Funds Ltd	216,123	216,123	0	0.00%
------------------------	---------	---------	---	-------

**TOTAL TRANSFERS IN**

<b>\$216,123</b>	<b>\$216,123</b>	<b>\$0</b>	<b>0.00%</b>
------------------	------------------	------------	--------------

**REVENUE CATEGORIES**

4400 Lottery Funds Ltd	216,123	216,123	0	0.00%
------------------------	---------	---------	---	-------

**TOTAL REVENUE CATEGORIES**

<b>\$216,123</b>	<b>\$216,123</b>	<b>\$0</b>	<b>0.00%</b>
------------------	------------------	------------	--------------

**AVAILABLE REVENUES**

4400 Lottery Funds Ltd	216,123	216,123	0	0.00%
------------------------	---------	---------	---	-------

**TOTAL AVAILABLE REVENUES**

<b>\$216,123</b>	<b>\$216,123</b>	<b>\$0</b>	<b>0.00%</b>
------------------	------------------	------------	--------------

**EXPENDITURES**

**SERVICES & SUPPLIES**

**4100 Instate Travel**

4400 Lottery Funds Ltd	2,009	2,009	0	0.00%
------------------------	-------	-------	---	-------

3400 Other Funds Ltd	660	660	0	0.00%
----------------------	-----	-----	---	-------

6400 Federal Funds Ltd	18	18	0	0.00%
------------------------	----	----	---	-------

Package Comparison Report - Detail  
 2019-21 Biennium  
 Operations

Cross Reference Number: 12300-110-00-00-00000

Package: Standard Inflation

Pkg Group: ESS Pkg Type: 030 Pkg Number: 031

Description	Agency Request Budget (V-01)	Governor's Budget (Y-01)	Column 2 Minus Column 1	% Change from Column 1 to Column 2
	Column 1	Column 2		
All Funds	2,687	2,687	0	0.00%
<b>4125 Out of State Travel</b>				
4400 Lottery Funds Ltd	416	416	0	0.00%
3400 Other Funds Ltd	450	450	0	0.00%
6400 Federal Funds Ltd	44	44	0	0.00%
All Funds	910	910	0	0.00%
<b>4150 Employee Training</b>				
4400 Lottery Funds Ltd	1,310	1,310	0	0.00%
3400 Other Funds Ltd	118	118	0	0.00%
6400 Federal Funds Ltd	39	39	0	0.00%
All Funds	1,467	1,467	0	0.00%
<b>4175 Office Expenses</b>				
4400 Lottery Funds Ltd	2,626	2,626	0	0.00%
3400 Other Funds Ltd	118	118	0	0.00%
6400 Federal Funds Ltd	39	39	0	0.00%
All Funds	2,783	2,783	0	0.00%
<b>4200 Telecommunications</b>				
4400 Lottery Funds Ltd	770	770	0	0.00%
3400 Other Funds Ltd	162	162	0	0.00%



Package Comparison Report - Detail  
 2019-21 Biennium  
 Operations

Cross Reference Number: 12300-110-00-00-00000

Package: Standard Inflation

Pkg Group: ESS Pkg Type: 030 Pkg Number: 031

Description	Agency Request Budget (V-01)	Governor's Budget (Y-01)	Column 2 Minus Column 1	% Change from Column 1 to Column 2
	Column 1	Column 2		
6400 Federal Funds Ltd	2	2	0	0.00%
All Funds	934	934	0	0.00%
<b>4225 State Gov. Service Charges</b>				
4400 Lottery Funds Ltd	160,522	160,522	0	0.00%
<b>4250 Data Processing</b>				
4400 Lottery Funds Ltd	5,524	5,524	0	0.00%
3400 Other Funds Ltd	2,488	2,488	0	0.00%
All Funds	8,012	8,012	0	0.00%
<b>4275 Publicity and Publications</b>				
4400 Lottery Funds Ltd	522	522	0	0.00%
3400 Other Funds Ltd	2,904	2,904	0	0.00%
All Funds	3,426	3,426	0	0.00%
<b>4300 Professional Services</b>				
4400 Lottery Funds Ltd	652	652	0	0.00%
<b>4315 IT Professional Services</b>				
4400 Lottery Funds Ltd	340	340	0	0.00%
3400 Other Funds Ltd	2,321	2,321	0	0.00%
All Funds	2,661	2,661	0	0.00%
<b>4325 Attorney General</b>				

Package Comparison Report - Detail  
 2019-21 Biennium  
 Operations

Cross Reference Number: 12300-110-00-00-00000

Package: Standard Inflation

Pkg Group: ESS Pkg Type: 030 Pkg Number: 031

Description	Agency Request Budget (V-01)	Governor's Budget (Y-01)	Column 2 Minus Column 1	% Change from Column 1 to Column 2
	Column 1	Column 2		
4400 Lottery Funds Ltd	11,513	11,513	0	0.00%
3400 Other Funds Ltd	2,342	2,342	0	0.00%
All Funds	13,855	13,855	0	0.00%
<b>4375 Employee Recruitment and Develop</b>				
4400 Lottery Funds Ltd	242	242	0	0.00%
<b>4400 Dues and Subscriptions</b>				
4400 Lottery Funds Ltd	100	100	0	0.00%
<b>4425 Facilities Rental and Taxes</b>				
4400 Lottery Funds Ltd	22,771	22,771	0	0.00%
3400 Other Funds Ltd	810	810	0	0.00%
6400 Federal Funds Ltd	90	90	0	0.00%
All Funds	23,671	23,671	0	0.00%
<b>4650 Other Services and Supplies</b>				
4400 Lottery Funds Ltd	1,523	1,523	0	0.00%
3400 Other Funds Ltd	5,500	5,500	0	0.00%
All Funds	7,023	7,023	0	0.00%
<b>4700 Expendable Prop 250 - 5000</b>				
4400 Lottery Funds Ltd	3,278	3,278	0	0.00%
3400 Other Funds Ltd	270	270	0	0.00%

Package Comparison Report - Detail  
 2019-21 Biennium  
 Operations

Cross Reference Number: 12300-110-00-00-00000

Package: Standard Inflation

Pkg Group: ESS Pkg Type: 030 Pkg Number: 031

Description	Agency Request Budget (V-01)	Governor's Budget (Y-01)	Column 2 Minus Column 1	% Change from Column 1 to Column 2
	Column 1	Column 2		
All Funds	3,548	3,548	0	0.00%
<b>4715 IT Expendable Property</b>				
4400 Lottery Funds Ltd	2,005	2,005	0	0.00%
<b>SERVICES &amp; SUPPLIES</b>				
4400 Lottery Funds Ltd	216,123	216,123	0	0.00%
3400 Other Funds Ltd	18,143	18,143	0	0.00%
6400 Federal Funds Ltd	232	232	0	0.00%
<b>TOTAL SERVICES &amp; SUPPLIES</b>	<b>\$234,498</b>	<b>\$234,498</b>	<b>\$0</b>	<b>0.00%</b>
<b>EXPENDITURES</b>				
4400 Lottery Funds Ltd	216,123	216,123	0	0.00%
3400 Other Funds Ltd	18,143	18,143	0	0.00%
6400 Federal Funds Ltd	232	232	0	0.00%
<b>TOTAL EXPENDITURES</b>	<b>\$234,498</b>	<b>\$234,498</b>	<b>\$0</b>	<b>0.00%</b>
<b>ENDING BALANCE</b>				
4400 Lottery Funds Ltd	-	-	0	0.00%
3400 Other Funds Ltd	(18,143)	(18,143)	0	0.00%
6400 Federal Funds Ltd	(232)	(232)	0	0.00%
<b>TOTAL ENDING BALANCE</b>	<b>(\$18,375)</b>	<b>(\$18,375)</b>	<b>\$0</b>	<b>0.00%</b>

Package Comparison Report - Detail  
 2019-21 Biennium  
 Operations

Cross Reference Number: 12300-110-00-00-00000

Package: Analyst Adjustments

Pkg Group: POL Pkg Type: 090 Pkg Number: 090

Description	Agency Request Budget (V-01)	Governor's Budget (Y-01)	Column 2 Minus Column 1	% Change from Column 1 to Column 2
	Column 1	Column 2		

**REVENUE CATEGORIES**

**TRANSFERS IN**

**1107 Tsfr From Administrative Svcs**

4400 Lottery Funds Ltd - 221,725 221,725 100.00%

**TRANSFERS IN**

4400 Lottery Funds Ltd - 221,725 221,725 100.00%

**TOTAL TRANSFERS IN - \$221,725 \$221,725 100.00%**

**REVENUE CATEGORIES**

4400 Lottery Funds Ltd - 221,725 221,725 100.00%

**TOTAL REVENUE CATEGORIES - \$221,725 \$221,725 100.00%**

**AVAILABLE REVENUES**

4400 Lottery Funds Ltd - 221,725 221,725 100.00%

**TOTAL AVAILABLE REVENUES - \$221,725 \$221,725 100.00%**

**EXPENDITURES**

**PERSONAL SERVICES**

**SALARIES & WAGES**

**3110 Class/Unclass Sal. and Per Diem**

4400 Lottery Funds Ltd - 149,592 149,592 100.00%

**SALARIES & WAGES**

Package Comparison Report - Detail  
 2019-21 Biennium  
 Operations

Cross Reference Number: 12300-110-00-00-00000

Package: Analyst Adjustments

Pkg Group: POL Pkg Type: 090 Pkg Number: 090

Description	Agency Request Budget (V-01)	Governor's Budget (Y-01)	Column 2 Minus Column 1	% Change from Column 1 to Column 2
	Column 1	Column 2		
4400 Lottery Funds Ltd	-	149,592	149,592	100.00%
<b>TOTAL SALARIES &amp; WAGES</b>	-	<b>\$149,592</b>	<b>\$149,592</b>	<b>100.00%</b>
<b>OTHER PAYROLL EXPENSES</b>				
<b>3210 Empl. Rel. Bd. Assessments</b>				
4400 Lottery Funds Ltd	-	61	61	100.00%
<b>3220 Public Employees Retire Cont</b>				
4400 Lottery Funds Ltd	-	25,386	25,386	100.00%
<b>3230 Social Security Taxes</b>				
4400 Lottery Funds Ltd	-	11,444	11,444	100.00%
<b>3250 Workers Comp. Assess. (WCD)</b>				
4400 Lottery Funds Ltd	-	58	58	100.00%
<b>3270 Flexible Benefits</b>				
4400 Lottery Funds Ltd	-	35,184	35,184	100.00%
<b>OTHER PAYROLL EXPENSES</b>				
4400 Lottery Funds Ltd	-	72,133	72,133	100.00%
<b>TOTAL OTHER PAYROLL EXPENSES</b>	-	<b>\$72,133</b>	<b>\$72,133</b>	<b>100.00%</b>
<b>PERSONAL SERVICES</b>				
4400 Lottery Funds Ltd	-	221,725	221,725	100.00%
<b>TOTAL PERSONAL SERVICES</b>	-	<b>\$221,725</b>	<b>\$221,725</b>	<b>100.00%</b>

Package Comparison Report - Detail  
 2019-21 Biennium  
 Operations

Cross Reference Number: 12300-110-00-00-00000

Package: Analyst Adjustments

Pkg Group: POL Pkg Type: 090 Pkg Number: 090

Description	Agency Request Budget (V-01)	Governor's Budget (Y-01)	Column 2 Minus Column 1	% Change from Column 1 to Column 2
	Column 1	Column 2		
<b>EXPENDITURES</b>				
4400 Lottery Funds Ltd	-	221,725	221,725	100.00%
<b>TOTAL EXPENDITURES</b>	-	<b>\$221,725</b>	<b>\$221,725</b>	<b>100.00%</b>
<b>ENDING BALANCE</b>				
4400 Lottery Funds Ltd	-	-	0	0.00%
<b>TOTAL ENDING BALANCE</b>	-	-	<b>\$0</b>	<b>0.00%</b>
<b>AUTHORIZED POSITIONS</b>				
8150 Class/Unclass Positions	-	1	1	100.00%
<b>AUTHORIZED FTE</b>				
8250 Class/Unclass FTE Positions	-	1.00	1.00	100.00%

Package Comparison Report - Detail  
 2019-21 Biennium  
 Operations

Cross Reference Number: 12300-110-00-00-00000  
 Package: Statewide Adjustment DAS Chgs  
 Pkg Group: POL Pkg Type: 090 Pkg Number: 091

Description	Agency Request Budget (V-01)	Governor's Budget (Y-01)	Column 2 Minus Column 1	% Change from Column 1 to Column 2
	Column 1	Column 2		
<b>EXPENDITURES</b>				
<b>SERVICES &amp; SUPPLIES</b>				
<b>4225 State Gov. Service Charges</b>				
4400 Lottery Funds Ltd	-	(8,182)	(8,182)	100.00%
<b>4250 Data Processing</b>				
4400 Lottery Funds Ltd	-	(5,618)	(5,618)	100.00%
<b>SERVICES &amp; SUPPLIES</b>				
4400 Lottery Funds Ltd	-	(13,800)	(13,800)	100.00%
<b>TOTAL SERVICES &amp; SUPPLIES</b>	-	<b>(\$13,800)</b>	<b>(\$13,800)</b>	<b>100.00%</b>
<b>EXPENDITURES</b>				
4400 Lottery Funds Ltd	-	(13,800)	(13,800)	100.00%
<b>TOTAL EXPENDITURES</b>	-	<b>(\$13,800)</b>	<b>(\$13,800)</b>	<b>100.00%</b>
<b>ENDING BALANCE</b>				
4400 Lottery Funds Ltd	-	13,800	13,800	100.00%
<b>TOTAL ENDING BALANCE</b>	-	<b>\$13,800</b>	<b>\$13,800</b>	<b>100.00%</b>

Package Comparison Report - Detail  
 2019-21 Biennium  
 Operations

Cross Reference Number: 12300-110-00-00-00000  
 Package: Statewide AG Adjustment  
 Pkg Group: POL Pkg Type: 090 Pkg Number: 092

Description	Agency Request Budget (V-01)	Governor's Budget (Y-01)	Column 2 Minus Column 1	% Change from Column 1 to Column 2
	Column 1	Column 2		
<b>EXPENDITURES</b>				
<b>SERVICES &amp; SUPPLIES</b>				
<b>4325 Attorney General</b>				
4400 Lottery Funds Ltd	-	(4,086)	(4,086)	100.00%
3400 Other Funds Ltd	-	(831)	(831)	100.00%
All Funds	-	(4,917)	(4,917)	100.00%
<b>SERVICES &amp; SUPPLIES</b>				
4400 Lottery Funds Ltd	-	(4,086)	(4,086)	100.00%
3400 Other Funds Ltd	-	(831)	(831)	100.00%
<b>TOTAL SERVICES &amp; SUPPLIES</b>	-	<b>(\$4,917)</b>	<b>(\$4,917)</b>	<b>100.00%</b>
<b>EXPENDITURES</b>				
4400 Lottery Funds Ltd	-	(4,086)	(4,086)	100.00%
3400 Other Funds Ltd	-	(831)	(831)	100.00%
<b>TOTAL EXPENDITURES</b>	-	<b>(\$4,917)</b>	<b>(\$4,917)</b>	<b>100.00%</b>
<b>ENDING BALANCE</b>				
4400 Lottery Funds Ltd	-	4,086	4,086	100.00%
3400 Other Funds Ltd	-	831	831	100.00%
<b>TOTAL ENDING BALANCE</b>	-	<b>\$4,917</b>	<b>\$4,917</b>	<b>100.00%</b>



Package Comparison Report - Detail  
 2019-21 Biennium  
 Operations

Cross Reference Number: 12300-110-00-00-00000  
 Package: Technology Modernization  
 Pkg Group: POL Pkg Type: POL Pkg Number: 105

Description	Agency Request Budget (V-01)	Governor's Budget (Y-01)	Column 2 Minus Column 1	% Change from Column 1 to Column 2
	Column 1	Column 2		

REVENUE CATEGORIES

BOND SALES

0555 General Fund Obligation Bonds

3400 Other Funds Ltd	1,285,000	775,000	(510,000)	(39.69%)
----------------------	-----------	---------	-----------	----------

TRANSFERS IN

1040 Transfer In Lottery Proceeds

4400 Lottery Funds Ltd	250,514	-	(250,514)	(100.00%)
------------------------	---------	---	-----------	-----------

TRANSFERS IN

4400 Lottery Funds Ltd	250,514	-	(250,514)	(100.00%)
------------------------	---------	---	-----------	-----------

<b>TOTAL TRANSFERS IN</b>	<b>\$250,514</b>	<b>-</b>	<b>(\$250,514)</b>	<b>(100.00%)</b>
---------------------------	------------------	----------	--------------------	------------------

REVENUE CATEGORIES

4400 Lottery Funds Ltd	250,514	-	(250,514)	(100.00%)
------------------------	---------	---	-----------	-----------

3400 Other Funds Ltd	1,285,000	775,000	(510,000)	(39.69%)
----------------------	-----------	---------	-----------	----------

<b>TOTAL REVENUE CATEGORIES</b>	<b>\$1,535,514</b>	<b>\$775,000</b>	<b>(\$760,514)</b>	<b>(49.53%)</b>
---------------------------------	--------------------	------------------	--------------------	-----------------

AVAILABLE REVENUES

4400 Lottery Funds Ltd	250,514	-	(250,514)	(100.00%)
------------------------	---------	---	-----------	-----------

3400 Other Funds Ltd	1,285,000	775,000	(510,000)	(39.69%)
----------------------	-----------	---------	-----------	----------

<b>TOTAL AVAILABLE REVENUES</b>	<b>\$1,535,514</b>	<b>\$775,000</b>	<b>(\$760,514)</b>	<b>(49.53%)</b>
---------------------------------	--------------------	------------------	--------------------	-----------------

EXPENDITURES

Package Comparison Report - Detail  
 2019-21 Biennium  
 Operations

Cross Reference Number: 12300-110-00-00-00000  
 Package: Technology Modernization  
 Pkg Group: POL Pkg Type: POL Pkg Number: 105

Description	Agency Request Budget (V-01)	Governor's Budget (Y-01)	Column 2 Minus Column 1	% Change from Column 1 to Column 2
	Column 1	Column 2		
<b>PERSONAL SERVICES</b>				
<b>SALARIES &amp; WAGES</b>				
<b>3110 Class/Unclass Sal. and Per Diem</b>				
4400 Lottery Funds Ltd	154,776	-	(154,776)	(100.00%)
<b>SALARIES &amp; WAGES</b>				
4400 Lottery Funds Ltd	154,776	-	(154,776)	(100.00%)
<b>TOTAL SALARIES &amp; WAGES</b>	<b>\$154,776</b>	<b>-</b>	<b>(\$154,776)</b>	<b>(100.00%)</b>
<b>OTHER PAYROLL EXPENSES</b>				
<b>3210 Empl. Rel. Bd. Assessments</b>				
4400 Lottery Funds Ltd	61	-	(61)	(100.00%)
<b>3220 Public Employees Retire Cont</b>				
4400 Lottery Funds Ltd	26,266	-	(26,266)	(100.00%)
<b>3230 Social Security Taxes</b>				
4400 Lottery Funds Ltd	11,840	-	(11,840)	(100.00%)
<b>3250 Workers Comp. Assess. (WCD)</b>				
4400 Lottery Funds Ltd	58	-	(58)	(100.00%)
<b>3260 Mass Transit Tax</b>				
4400 Lottery Funds Ltd	929	-	(929)	(100.00%)
<b>3270 Flexible Benefits</b>				

Package Comparison Report - Detail  
 2019-21 Biennium  
 Operations

Cross Reference Number: 12300-110-00-00-00000  
 Package: Technology Modernization  
 Pkg Group: POL Pkg Type: POL Pkg Number: 105

Description	Agency Request Budget (V-01)	Governor's Budget (Y-01)	Column 2 Minus Column 1	% Change from Column 1 to Column 2
	Column 1	Column 2		
4400 Lottery Funds Ltd	35,184	-	(35,184)	(100.00%)
<b>OTHER PAYROLL EXPENSES</b>				
4400 Lottery Funds Ltd	74,338	-	(74,338)	(100.00%)
<b>TOTAL OTHER PAYROLL EXPENSES</b>	<b>\$74,338</b>	<b>-</b>	<b>(\$74,338)</b>	<b>(100.00%)</b>
<b>PERSONAL SERVICES</b>				
4400 Lottery Funds Ltd	229,114	-	(229,114)	(100.00%)
<b>TOTAL PERSONAL SERVICES</b>	<b>\$229,114</b>	<b>-</b>	<b>(\$229,114)</b>	<b>(100.00%)</b>
<b>SERVICES &amp; SUPPLIES</b>				
<b>4100 Instate Travel</b>				
4400 Lottery Funds Ltd	2,500	-	(2,500)	(100.00%)
<b>4125 Out of State Travel</b>				
4400 Lottery Funds Ltd	2,500	-	(2,500)	(100.00%)
<b>4150 Employee Training</b>				
4400 Lottery Funds Ltd	2,100	-	(2,100)	(100.00%)
<b>4175 Office Expenses</b>				
4400 Lottery Funds Ltd	3,200	-	(3,200)	(100.00%)
<b>4200 Telecommunications</b>				
4400 Lottery Funds Ltd	4,100	-	(4,100)	(100.00%)
<b>4400 Dues and Subscriptions</b>				

Package Comparison Report - Detail  
 2019-21 Biennium  
 Operations

Cross Reference Number: 12300-110-00-00-00000  
 Package: Technology Modernization  
 Pkg Group: POL Pkg Type: POL Pkg Number: 105

Description	Agency Request Budget (V-01)	Governor's Budget (Y-01)	Column 2 Minus Column 1	% Change from Column 1 to Column 2
	Column 1	Column 2		
4400 Lottery Funds Ltd	1,000	-	(1,000)	(100.00%)
<b>4650 Other Services and Supplies</b>				
3400 Other Funds Ltd	1,285,000	775,000	(510,000)	(39.69%)
<b>4700 Expendable Prop 250 - 5000</b>				
4400 Lottery Funds Ltd	3,000	-	(3,000)	(100.00%)
<b>4715 IT Expendable Property</b>				
4400 Lottery Funds Ltd	3,000	-	(3,000)	(100.00%)
<b>SERVICES &amp; SUPPLIES</b>				
4400 Lottery Funds Ltd	21,400	-	(21,400)	(100.00%)
3400 Other Funds Ltd	1,285,000	775,000	(510,000)	(39.69%)
<b>TOTAL SERVICES &amp; SUPPLIES</b>	<b>\$1,306,400</b>	<b>\$775,000</b>	<b>(\$531,400)</b>	<b>(40.68%)</b>
<b>EXPENDITURES</b>				
4400 Lottery Funds Ltd	250,514	-	(250,514)	(100.00%)
3400 Other Funds Ltd	1,285,000	775,000	(510,000)	(39.69%)
<b>TOTAL EXPENDITURES</b>	<b>\$1,535,514</b>	<b>\$775,000</b>	<b>(\$760,514)</b>	<b>(49.53%)</b>
<b>ENDING BALANCE</b>				
4400 Lottery Funds Ltd	-	-	0	0.00%
3400 Other Funds Ltd	-	-	0	0.00%
<b>TOTAL ENDING BALANCE</b>	<b>-</b>	<b>-</b>	<b>\$0</b>	<b>0.00%</b>

Package Comparison Report - Detail  
 2019-21 Biennium  
 Operations

Cross Reference Number: 12300-110-00-00-00000  
 Package: Technology Modernization  
 Pkg Group: POL Pkg Type: POL Pkg Number: 105

Description	Agency Request Budget (V-01)	Governor's Budget (Y-01)	Column 2 Minus Column 1	% Change from Column 1 to Column 2
	Column 1	Column 2		
<b>AUTHORIZED POSITIONS</b>				
8150 Class/Unclass Positions	1	-	(1)	(100.00%)
<b>AUTHORIZED FTE</b>				
8250 Class/Unclass FTE Positions	1.00	-	(1.00)	(100.00%)

Package Comparison Report - Detail  
 2019-21 Biennium  
 Operations

Cross Reference Number: 12300-110-00-00-00000  
 Package: Procurement and Contracting Efficiency  
 Pkg Group: POL Pkg Type: POL Pkg Number: 106

Description	Agency Request Budget (V-01)	Governor's Budget (Y-01)	Column 2 Minus Column 1	% Change from Column 1 to Column 2
	Column 1	Column 2		

**REVENUE CATEGORIES**

**TRANSFERS IN**

**1040 Transfer In Lottery Proceeds**

4400 Lottery Funds Ltd	912,872	-	(912,872)	(100.00%)
------------------------	---------	---	-----------	-----------

**TRANSFERS IN**

4400 Lottery Funds Ltd	912,872	-	(912,872)	(100.00%)
------------------------	---------	---	-----------	-----------

<b>TOTAL TRANSFERS IN</b>	<b>\$912,872</b>	<b>-</b>	<b>(\$912,872)</b>	<b>(100.00%)</b>
---------------------------	------------------	----------	--------------------	------------------

**REVENUE CATEGORIES**

4400 Lottery Funds Ltd	912,872	-	(912,872)	(100.00%)
------------------------	---------	---	-----------	-----------

<b>TOTAL REVENUE CATEGORIES</b>	<b>\$912,872</b>	<b>-</b>	<b>(\$912,872)</b>	<b>(100.00%)</b>
---------------------------------	------------------	----------	--------------------	------------------

**AVAILABLE REVENUES**

4400 Lottery Funds Ltd	912,872	-	(912,872)	(100.00%)
------------------------	---------	---	-----------	-----------

<b>TOTAL AVAILABLE REVENUES</b>	<b>\$912,872</b>	<b>-</b>	<b>(\$912,872)</b>	<b>(100.00%)</b>
---------------------------------	------------------	----------	--------------------	------------------

**EXPENDITURES**

**PERSONAL SERVICES**

**SALARIES & WAGES**

**3110 Class/Unclass Sal. and Per Diem**

4400 Lottery Funds Ltd	113,376	-	(113,376)	(100.00%)
------------------------	---------	---	-----------	-----------

**SALARIES & WAGES**

Package Comparison Report - Detail  
 2019-21 Biennium  
 Operations

Cross Reference Number: 12300-110-00-00-00000  
 Package: Procurement and Contracting Efficiency  
 Pkg Group: POL Pkg Type: POL Pkg Number: 106

Description	Agency Request Budget (V-01)	Governor's Budget (Y-01)	Column 2 Minus Column 1	% Change from Column 1 to Column 2
	Column 1	Column 2		
4400 Lottery Funds Ltd	113,376	-	(113,376)	(100.00%)
<b>TOTAL SALARIES &amp; WAGES</b>	<b>\$113,376</b>	<b>-</b>	<b>(\$113,376)</b>	<b>(100.00%)</b>
<b>OTHER PAYROLL EXPENSES</b>				
<b>3210 Empl. Rel. Bd. Assessments</b>				
4400 Lottery Funds Ltd	61	-	(61)	(100.00%)
<b>3220 Public Employees Retire Cont</b>				
4400 Lottery Funds Ltd	19,240	-	(19,240)	(100.00%)
<b>3230 Social Security Taxes</b>				
4400 Lottery Funds Ltd	8,673	-	(8,673)	(100.00%)
<b>3250 Workers Comp. Assess. (WCD)</b>				
4400 Lottery Funds Ltd	58	-	(58)	(100.00%)
<b>3260 Mass Transit Tax</b>				
4400 Lottery Funds Ltd	680	-	(680)	(100.00%)
<b>3270 Flexible Benefits</b>				
4400 Lottery Funds Ltd	35,184	-	(35,184)	(100.00%)
<b>OTHER PAYROLL EXPENSES</b>				
4400 Lottery Funds Ltd	63,896	-	(63,896)	(100.00%)
<b>TOTAL OTHER PAYROLL EXPENSES</b>	<b>\$63,896</b>	<b>-</b>	<b>(\$63,896)</b>	<b>(100.00%)</b>

**PERSONAL SERVICES**

Package Comparison Report - Detail  
 2019-21 Biennium  
 Operations

Cross Reference Number: 12300-110-00-00-00000  
 Package: Procurement and Contracting Efficiency  
 Pkg Group: POL Pkg Type: POL Pkg Number: 106

Description	Agency Request Budget (V-01)	Governor's Budget (Y-01)	Column 2 Minus Column 1	% Change from Column 1 to Column 2
	Column 1	Column 2		
4400 Lottery Funds Ltd	177,272	-	(177,272)	(100.00%)
<b>TOTAL PERSONAL SERVICES</b>	<b>\$177,272</b>	<b>-</b>	<b>(\$177,272)</b>	<b>(100.00%)</b>
<b>SERVICES &amp; SUPPLIES</b>				
<b>4100 Instate Travel</b>				
4400 Lottery Funds Ltd	3,000	-	(3,000)	(100.00%)
<b>4125 Out of State Travel</b>				
4400 Lottery Funds Ltd	3,000	-	(3,000)	(100.00%)
<b>4150 Employee Training</b>				
4400 Lottery Funds Ltd	2,200	-	(2,200)	(100.00%)
<b>4175 Office Expenses</b>				
4400 Lottery Funds Ltd	3,200	-	(3,200)	(100.00%)
<b>4200 Telecommunications</b>				
4400 Lottery Funds Ltd	4,100	-	(4,100)	(100.00%)
<b>4400 Dues and Subscriptions</b>				
4400 Lottery Funds Ltd	2,000	-	(2,000)	(100.00%)
<b>4700 Expendable Prop 250 - 5000</b>				
4400 Lottery Funds Ltd	3,000	-	(3,000)	(100.00%)
<b>4715 IT Expendable Property</b>				
4400 Lottery Funds Ltd	1,500	-	(1,500)	(100.00%)



Package Comparison Report - Detail  
 2019-21 Biennium  
 Operations

Cross Reference Number: 12300-110-00-00-00000  
 Package: Procurement and Contracting Efficiency  
 Pkg Group: POL Pkg Type: POL Pkg Number: 106

Description	Agency Request Budget (V-01)	Governor's Budget (Y-01)	Column 2 Minus Column 1	% Change from Column 1 to Column 2
	Column 1	Column 2		
<b>SERVICES &amp; SUPPLIES</b>				
4400 Lottery Funds Ltd	22,000	-	(22,000)	(100.00%)
<b>TOTAL SERVICES &amp; SUPPLIES</b>	<b>\$22,000</b>	-	<b>(\$22,000)</b>	<b>(100.00%)</b>
<b>SPECIAL PAYMENTS</b>				
<b>6085 Other Special Payments</b>				
4400 Lottery Funds Ltd	713,600	-	(713,600)	(100.00%)
<b>EXPENDITURES</b>				
4400 Lottery Funds Ltd	912,872	-	(912,872)	(100.00%)
<b>TOTAL EXPENDITURES</b>	<b>\$912,872</b>	-	<b>(\$912,872)</b>	<b>(100.00%)</b>
<b>ENDING BALANCE</b>				
4400 Lottery Funds Ltd	-	-	0	0.00%
<b>TOTAL ENDING BALANCE</b>	-	-	<b>\$0</b>	<b>0.00%</b>
<b>AUTHORIZED POSITIONS</b>				
8150 Class/Unclass Positions	1	-	(1)	(100.00%)
<b>AUTHORIZED FTE</b>				
8250 Class/Unclass FTE Positions	1.00	-	(1.00)	(100.00%)

Package Comparison Report - Detail  
 2019-21 Biennium  
 Operations

Cross Reference Number: 12300-110-00-00-00000  
 Package: Budget Alignment  
 Pkg Group: POL Pkg Type: POL Pkg Number: 115

Description	Agency Request Budget (V-01)	Governor's Budget (Y-01)	Column 2 Minus Column 1	% Change from Column 1 to Column 2
	Column 1	Column 2		

REVENUE CATEGORIES

OTHER

0975 Other Revenues

3400 Other Funds Ltd	519,879	696,612	176,733	34.00%
----------------------	---------	---------	---------	--------

TRANSFERS IN

1010 Transfer In - Intrafund

3400 Other Funds Ltd	176,733	-	(176,733)	(100.00%)
----------------------	---------	---	-----------	-----------

1107 Tsfr From Administrative Svcs

4400 Lottery Funds Ltd	502,657	-	(502,657)	(100.00%)
------------------------	---------	---	-----------	-----------

TRANSFERS IN

4400 Lottery Funds Ltd	502,657	-	(502,657)	(100.00%)
------------------------	---------	---	-----------	-----------

3400 Other Funds Ltd	176,733	-	(176,733)	(100.00%)
----------------------	---------	---	-----------	-----------

<b>TOTAL TRANSFERS IN</b>	<b>\$679,390</b>	<b>-</b>	<b>(\$679,390)</b>	<b>(100.00%)</b>
---------------------------	------------------	----------	--------------------	------------------

REVENUE CATEGORIES

4400 Lottery Funds Ltd	502,657	-	(502,657)	(100.00%)
------------------------	---------	---	-----------	-----------

3400 Other Funds Ltd	696,612	696,612	0	0.00%
----------------------	---------	---------	---	-------

<b>TOTAL REVENUE CATEGORIES</b>	<b>\$1,199,269</b>	<b>\$696,612</b>	<b>(\$502,657)</b>	<b>(41.91%)</b>
---------------------------------	--------------------	------------------	--------------------	-----------------

AVAILABLE REVENUES

4400 Lottery Funds Ltd	502,657	-	(502,657)	(100.00%)
------------------------	---------	---	-----------	-----------

Package Comparison Report - Detail  
 2019-21 Biennium  
 Operations

Cross Reference Number: 12300-110-00-00-00000

Package: Budget Alignment

Pkg Group: POL Pkg Type: POL Pkg Number: 115

Description	Agency Request Budget (V-01)	Governor's Budget (Y-01)	Column 2 Minus Column 1	% Change from Column 1 to Column 2
	Column 1	Column 2		
3400 Other Funds Ltd	696,612	696,612	0	0.00%
<b>TOTAL AVAILABLE REVENUES</b>	<b>\$1,199,269</b>	<b>\$696,612</b>	<b>(\$502,657)</b>	<b>(41.91%)</b>

**EXPENDITURES**

**PERSONAL SERVICES**

**SALARIES & WAGES**

**3110 Class/Unclass Sal. and Per Diem**

4400 Lottery Funds Ltd	359,926	359,926	0	0.00%
3400 Other Funds Ltd	471,170	471,170	0	0.00%
All Funds	831,096	831,096	0	0.00%

**SALARIES & WAGES**

4400 Lottery Funds Ltd	359,926	359,926	0	0.00%
3400 Other Funds Ltd	471,170	471,170	0	0.00%

<b>TOTAL SALARIES &amp; WAGES</b>	<b>\$831,096</b>	<b>\$831,096</b>	<b>\$0</b>	<b>0.00%</b>
-----------------------------------	------------------	------------------	------------	--------------

**OTHER PAYROLL EXPENSES**

**3210 Empl. Rel. Bd. Assessments**

4400 Lottery Funds Ltd	55	55	0	0.00%
3400 Other Funds Ltd	189	189	0	0.00%
All Funds	244	244	0	0.00%

**3220 Public Employees Retire Cont**

Package Comparison Report - Detail  
 2019-21 Biennium  
 Operations

Cross Reference Number: 12300-110-00-00-00000

Package: Budget Alignment

Pkg Group: POL Pkg Type: POL Pkg Number: 115

Description	Agency Request Budget (V-01)	Governor's Budget (Y-01)	Column 2 Minus Column 1	% Change from Column 1 to Column 2
	Column 1	Column 2		
4400 Lottery Funds Ltd	61,077	61,077	0	0.00%
3400 Other Funds Ltd	79,958	79,958	0	0.00%
All Funds	141,035	141,035	0	0.00%
<b>3230 Social Security Taxes</b>				
4400 Lottery Funds Ltd	27,534	27,534	0	0.00%
3400 Other Funds Ltd	36,045	36,045	0	0.00%
All Funds	63,579	63,579	0	0.00%
<b>3250 Workers Comp. Assess. (WCD)</b>				
4400 Lottery Funds Ltd	52	52	0	0.00%
3400 Other Funds Ltd	180	180	0	0.00%
All Funds	232	232	0	0.00%
<b>3270 Flexible Benefits</b>				
4400 Lottery Funds Ltd	31,666	31,666	0	0.00%
3400 Other Funds Ltd	109,070	109,070	0	0.00%
All Funds	140,736	140,736	0	0.00%
<b>OTHER PAYROLL EXPENSES</b>				
4400 Lottery Funds Ltd	120,384	120,384	0	0.00%
3400 Other Funds Ltd	225,442	225,442	0	0.00%
<b>TOTAL OTHER PAYROLL EXPENSES</b>	<b>\$345,826</b>	<b>\$345,826</b>	<b>\$0</b>	<b>0.00%</b>

Package Comparison Report - Detail  
 2019-21 Biennium  
 Operations

Cross Reference Number: 12300-110-00-00-00000  
 Package: Budget Alignment  
 Pkg Group: POL Pkg Type: POL Pkg Number: 115

Description	Agency Request Budget (V-01)	Governor's Budget (Y-01)	Column 2 Minus Column 1	% Change from Column 1 to Column 2
	Column 1	Column 2		
<b>PERSONAL SERVICES</b>				
4400 Lottery Funds Ltd	480,310	480,310	0	0.00%
3400 Other Funds Ltd	696,612	696,612	0	0.00%
<b>TOTAL PERSONAL SERVICES</b>	<b>\$1,176,922</b>	<b>\$1,176,922</b>	<b>\$0</b>	<b>0.00%</b>
<b>SERVICES &amp; SUPPLIES</b>				
4575 Agency Program Related S and S				
4400 Lottery Funds Ltd	22,347	22,347	0	0.00%
<b>SERVICES &amp; SUPPLIES</b>				
4400 Lottery Funds Ltd	22,347	22,347	0	0.00%
<b>TOTAL SERVICES &amp; SUPPLIES</b>	<b>\$22,347</b>	<b>\$22,347</b>	<b>\$0</b>	<b>0.00%</b>
<b>EXPENDITURES</b>				
4400 Lottery Funds Ltd	502,657	502,657	0	0.00%
3400 Other Funds Ltd	696,612	696,612	0	0.00%
<b>TOTAL EXPENDITURES</b>	<b>\$1,199,269</b>	<b>\$1,199,269</b>	<b>\$0</b>	<b>0.00%</b>
<b>ENDING BALANCE</b>				
4400 Lottery Funds Ltd	-	(502,657)	(502,657)	100.00%
3400 Other Funds Ltd	-	-	0	0.00%
<b>TOTAL ENDING BALANCE</b>	<b>-</b>	<b>(\$502,657)</b>	<b>(\$502,657)</b>	<b>100.00%</b>
<b>AUTHORIZED POSITIONS</b>				

**Package Comparison Report - Detail  
2019-21 Biennium  
Operations**

**Cross Reference Number: 12300-110-00-00-00000**

**Package: Budget Alignment**

**Pkg Group: POL Pkg Type: POL Pkg Number: 115**

Description	Agency Request Budget (V-01)	Governor's Budget (Y-01)	Column 2 Minus Column 1	% Change from Column 1 to Column 2
	Column 1	Column 2		
8150 Class/Unclass Positions	4	4	0	0.00%
<b>AUTHORIZED FTE</b>				
8250 Class/Unclass FTE Positions	4.00	4.00	0.00	0.00%

Package Comparison Report - Detail  
 2019-21 Biennium  
 Business, Innovation, Trade

Cross Reference Number: 12300-210-00-00-00000  
 Package: Non-PICS Psnl Svc / Vacancy Factor  
 Pkg Group: ESS Pkg Type: 010 Pkg Number: 010

Description	Agency Request Budget (V-01)	Governor's Budget (Y-01)	Column 2 Minus Column 1	% Change from Column 1 to Column 2
	Column 1	Column 2		

REVENUE CATEGORIES

GENERAL FUND APPROPRIATION

0050 General Fund Appropriation

8000 General Fund	4,149	4,149	0	0.00%
-------------------	-------	-------	---	-------

TRANSFERS IN

1107 Tsfr From Administrative Svcs

4400 Lottery Funds Ltd	60,695	60,695	0	0.00%
------------------------	--------	--------	---	-------

TRANSFERS IN

4400 Lottery Funds Ltd	60,695	60,695	0	0.00%
------------------------	--------	--------	---	-------

<b>TOTAL TRANSFERS IN</b>	<b>\$60,695</b>	<b>\$60,695</b>	<b>\$0</b>	<b>0.00%</b>
---------------------------	-----------------	-----------------	------------	--------------

REVENUE CATEGORIES

8000 General Fund	4,149	4,149	0	0.00%
-------------------	-------	-------	---	-------

4400 Lottery Funds Ltd	60,695	60,695	0	0.00%
------------------------	--------	--------	---	-------

<b>TOTAL REVENUE CATEGORIES</b>	<b>\$64,844</b>	<b>\$64,844</b>	<b>\$0</b>	<b>0.00%</b>
---------------------------------	-----------------	-----------------	------------	--------------

AVAILABLE REVENUES

8000 General Fund	4,149	4,149	0	0.00%
-------------------	-------	-------	---	-------

4400 Lottery Funds Ltd	60,695	60,695	0	0.00%
------------------------	--------	--------	---	-------

<b>TOTAL AVAILABLE REVENUES</b>	<b>\$64,844</b>	<b>\$64,844</b>	<b>\$0</b>	<b>0.00%</b>
---------------------------------	-----------------	-----------------	------------	--------------

EXPENDITURES

Package Comparison Report - Detail  
 2019-21 Biennium  
 Business, Innovation, Trade

Cross Reference Number: 12300-210-00-00-00000  
 Package: Non-PICS Psnl Svc / Vacancy Factor  
 Pkg Group: ESS Pkg Type: 010 Pkg Number: 010

Description	Agency Request Budget (V-01)	Governor's Budget (Y-01)	Column 2 Minus Column 1	% Change from Column 1 to Column 2
	Column 1	Column 2		
<b>PERSONAL SERVICES</b>				
<b>OTHER PAYROLL EXPENSES</b>				
<b>3221 Pension Obligation Bond</b>				
8000 General Fund	3,744	3,744	0	0.00%
4400 Lottery Funds Ltd	9,956	9,956	0	0.00%
3400 Other Funds Ltd	24,109	24,109	0	0.00%
All Funds	37,809	37,809	0	0.00%
<b>3260 Mass Transit Tax</b>				
8000 General Fund	405	405	0	0.00%
4400 Lottery Funds Ltd	(1,746)	(1,746)	0	0.00%
3400 Other Funds Ltd	3,247	3,247	0	0.00%
All Funds	1,906	1,906	0	0.00%
<b>OTHER PAYROLL EXPENSES</b>				
8000 General Fund	4,149	4,149	0	0.00%
4400 Lottery Funds Ltd	8,210	8,210	0	0.00%
3400 Other Funds Ltd	27,356	27,356	0	0.00%
<b>TOTAL OTHER PAYROLL EXPENSES</b>	<b>\$39,715</b>	<b>\$39,715</b>	<b>\$0</b>	<b>0.00%</b>

**P.S. BUDGET ADJUSTMENTS**

**3455 Vacancy Savings**



Package Comparison Report - Detail  
 2019-21 Biennium  
 Business, Innovation, Trade

Cross Reference Number: 12300-210-00-00-00000  
 Package: Non-PICS Psnl Svc / Vacancy Factor  
 Pkg Group: ESS Pkg Type: 010 Pkg Number: 010

Description	Agency Request Budget (V-01)	Governor's Budget (Y-01)	Column 2 Minus Column 1	% Change from Column 1 to Column 2
	Column 1	Column 2		
4400 Lottery Funds Ltd	52,485	52,485	0	0.00%
3400 Other Funds Ltd	117,007	117,007	0	0.00%
All Funds	169,492	169,492	0	0.00%
<b>PERSONAL SERVICES</b>				
8000 General Fund	4,149	4,149	0	0.00%
4400 Lottery Funds Ltd	60,695	60,695	0	0.00%
3400 Other Funds Ltd	144,363	144,363	0	0.00%
<b>TOTAL PERSONAL SERVICES</b>	<b>\$209,207</b>	<b>\$209,207</b>	<b>\$0</b>	<b>0.00%</b>
<b>EXPENDITURES</b>				
8000 General Fund	4,149	4,149	0	0.00%
4400 Lottery Funds Ltd	60,695	60,695	0	0.00%
3400 Other Funds Ltd	144,363	144,363	0	0.00%
<b>TOTAL EXPENDITURES</b>	<b>\$209,207</b>	<b>\$209,207</b>	<b>\$0</b>	<b>0.00%</b>
<b>ENDING BALANCE</b>				
8000 General Fund	-	-	0	0.00%
4400 Lottery Funds Ltd	-	-	0	0.00%
3400 Other Funds Ltd	(144,363)	(144,363)	0	0.00%
<b>TOTAL ENDING BALANCE</b>	<b>(\$144,363)</b>	<b>(\$144,363)</b>	<b>\$0</b>	<b>0.00%</b>

Package Comparison Report - Detail  
 2019-21 Biennium  
 Business, Innovation, Trade

Cross Reference Number: 12300-210-00-00-00000  
 Package: Phase - In  
 Pkg Group: ESS Pkg Type: 020 Pkg Number: 021

Description	Agency Request Budget (V-01)	Governor's Budget (Y-01)	Column 2 Minus Column 1	% Change from Column 1 to Column 2
	Column 1	Column 2		

**REVENUE CATEGORIES**

**TRANSFERS IN**

**1107 Tsfr From Administrative Svcs**

4400 Lottery Funds Ltd	500,000	500,000	0	0.00%
------------------------	---------	---------	---	-------

**TRANSFERS IN**

4400 Lottery Funds Ltd	500,000	500,000	0	0.00%
------------------------	---------	---------	---	-------

<b>TOTAL TRANSFERS IN</b>	<b>\$500,000</b>	<b>\$500,000</b>	<b>\$0</b>	<b>0.00%</b>
---------------------------	------------------	------------------	------------	--------------

**REVENUE CATEGORIES**

4400 Lottery Funds Ltd	500,000	500,000	0	0.00%
------------------------	---------	---------	---	-------

<b>TOTAL REVENUE CATEGORIES</b>	<b>\$500,000</b>	<b>\$500,000</b>	<b>\$0</b>	<b>0.00%</b>
---------------------------------	------------------	------------------	------------	--------------

**AVAILABLE REVENUES**

4400 Lottery Funds Ltd	500,000	500,000	0	0.00%
------------------------	---------	---------	---	-------

<b>TOTAL AVAILABLE REVENUES</b>	<b>\$500,000</b>	<b>\$500,000</b>	<b>\$0</b>	<b>0.00%</b>
---------------------------------	------------------	------------------	------------	--------------

**EXPENDITURES**

**SPECIAL PAYMENTS**

**6030 Dist to Non-Gov Units**

3400 Other Funds Ltd	300,000	300,000	0	0.00%
----------------------	---------	---------	---	-------

**6035 Dist to Individuals**

4400 Lottery Funds Ltd	500,000	500,000	0	0.00%
------------------------	---------	---------	---	-------

Description	Agency Request Budget (V-01)	Governor's Budget (Y-01)	Column 2 Minus Column 1	% Change from Column 1 to Column 2
	Column 1	Column 2		
3400 Other Funds Ltd	4,500,000	4,500,000	0	0.00%
All Funds	5,000,000	5,000,000	0	0.00%
<b>SPECIAL PAYMENTS</b>				
4400 Lottery Funds Ltd	500,000	500,000	0	0.00%
3400 Other Funds Ltd	4,800,000	4,800,000	0	0.00%
<b>TOTAL SPECIAL PAYMENTS</b>	<b>\$5,300,000</b>	<b>\$5,300,000</b>	<b>\$0</b>	<b>0.00%</b>
<b>EXPENDITURES</b>				
4400 Lottery Funds Ltd	500,000	500,000	0	0.00%
3400 Other Funds Ltd	4,800,000	4,800,000	0	0.00%
<b>TOTAL EXPENDITURES</b>	<b>\$5,300,000</b>	<b>\$5,300,000</b>	<b>\$0</b>	<b>0.00%</b>
<b>ENDING BALANCE</b>				
4400 Lottery Funds Ltd	-	-	0	0.00%
3400 Other Funds Ltd	(4,800,000)	(4,800,000)	0	0.00%
<b>TOTAL ENDING BALANCE</b>	<b>(\$4,800,000)</b>	<b>(\$4,800,000)</b>	<b>\$0</b>	<b>0.00%</b>

Package Comparison Report - Detail  
 2019-21 Biennium  
 Business, Innovation, Trade

Cross Reference Number: 12300-210-00-00-00000  
 Package: Phase-out Pgm & One-time Costs  
 Pkg Group: ESS Pkg Type: 020 Pkg Number: 022

Description	Agency Request Budget (V-01)	Governor's Budget (Y-01)	Column 2 Minus Column 1	% Change from Column 1 to Column 2
	Column 1	Column 2		

REVENUE CATEGORIES

GENERAL FUND APPROPRIATION

0050 General Fund Appropriation

8000 General Fund	(5,000,000)	(5,000,000)	0	0.00%
-------------------	-------------	-------------	---	-------

TRANSFERS IN

1107 Tsfr From Administrative Svcs

4400 Lottery Funds Ltd	(1,750,000)	(1,750,000)	0	0.00%
------------------------	-------------	-------------	---	-------

TRANSFERS IN

4400 Lottery Funds Ltd	(1,750,000)	(1,750,000)	0	0.00%
------------------------	-------------	-------------	---	-------

<b>TOTAL TRANSFERS IN</b>	<b>(\$1,750,000)</b>	<b>(\$1,750,000)</b>	<b>\$0</b>	<b>0.00%</b>
---------------------------	----------------------	----------------------	------------	--------------

REVENUE CATEGORIES

8000 General Fund	(5,000,000)	(5,000,000)	0	0.00%
-------------------	-------------	-------------	---	-------

4400 Lottery Funds Ltd	(1,750,000)	(1,750,000)	0	0.00%
------------------------	-------------	-------------	---	-------

<b>TOTAL REVENUE CATEGORIES</b>	<b>(\$6,750,000)</b>	<b>(\$6,750,000)</b>	<b>\$0</b>	<b>0.00%</b>
---------------------------------	----------------------	----------------------	------------	--------------

AVAILABLE REVENUES

8000 General Fund	(5,000,000)	(5,000,000)	0	0.00%
-------------------	-------------	-------------	---	-------

4400 Lottery Funds Ltd	(1,750,000)	(1,750,000)	0	0.00%
------------------------	-------------	-------------	---	-------

<b>TOTAL AVAILABLE REVENUES</b>	<b>(\$6,750,000)</b>	<b>(\$6,750,000)</b>	<b>\$0</b>	<b>0.00%</b>
---------------------------------	----------------------	----------------------	------------	--------------

EXPENDITURES

Package Comparison Report - Detail  
 2019-21 Biennium  
 Business, Innovation, Trade

Cross Reference Number: 12300-210-00-00-00000  
 Package: Phase-out Pgm & One-time Costs  
 Pkg Group: ESS Pkg Type: 020 Pkg Number: 022

Description	Agency Request Budget (V-01)	Governor's Budget (Y-01)	Column 2 Minus Column 1	% Change from Column 1 to Column 2
	Column 1	Column 2		
<b>SERVICES &amp; SUPPLIES</b>				
<b>4100 Instate Travel</b>				
8000 General Fund	(5,000)	(5,000)	0	0.00%
<b>4175 Office Expenses</b>				
8000 General Fund	(2,500)	(2,500)	0	0.00%
<b>4300 Professional Services</b>				
8000 General Fund	(25,000)	(25,000)	0	0.00%
<b>4325 Attorney General</b>				
8000 General Fund	(5,000)	(5,000)	0	0.00%
<b>4425 Facilities Rental and Taxes</b>				
8000 General Fund	(2,500)	(2,500)	0	0.00%
<b>SERVICES &amp; SUPPLIES</b>				
8000 General Fund	(40,000)	(40,000)	0	0.00%
<b>TOTAL SERVICES &amp; SUPPLIES</b>	<b>(\$40,000)</b>	<b>(\$40,000)</b>	<b>\$0</b>	<b>0.00%</b>
<b>SPECIAL PAYMENTS</b>				
<b>6030 Dist to Non-Gov Units</b>				
8000 General Fund	(4,960,000)	(4,960,000)	0	0.00%
4400 Lottery Funds Ltd	(2,500,000)	(2,500,000)	0	0.00%
3400 Other Funds Ltd	(3,000,000)	(3,000,000)	0	0.00%

Package Comparison Report - Detail  
 2019-21 Biennium  
 Business, Innovation, Trade

Cross Reference Number: 12300-210-00-00-00000  
 Package: Phase-out Pgm & One-time Costs  
 Pkg Group: ESS Pkg Type: 020 Pkg Number: 022

Description	Agency Request Budget (V-01)	Governor's Budget (Y-01)	Column 2 Minus Column 1	% Change from Column 1 to Column 2
	Column 1	Column 2		
All Funds	(10,460,000)	(10,460,000)	0	0.00%
<b>6085 Other Special Payments</b>				
4400 Lottery Funds Ltd	(500,000)	(500,000)	0	0.00%
<b>SPECIAL PAYMENTS</b>				
8000 General Fund	(4,960,000)	(4,960,000)	0	0.00%
4400 Lottery Funds Ltd	(3,000,000)	(3,000,000)	0	0.00%
3400 Other Funds Ltd	(3,000,000)	(3,000,000)	0	0.00%
<b>TOTAL SPECIAL PAYMENTS</b>	<b>(\$10,960,000)</b>	<b>(\$10,960,000)</b>	<b>\$0</b>	<b>0.00%</b>
<b>EXPENDITURES</b>				
8000 General Fund	(5,000,000)	(5,000,000)	0	0.00%
4400 Lottery Funds Ltd	(3,000,000)	(3,000,000)	0	0.00%
3400 Other Funds Ltd	(3,000,000)	(3,000,000)	0	0.00%
<b>TOTAL EXPENDITURES</b>	<b>(\$11,000,000)</b>	<b>(\$11,000,000)</b>	<b>\$0</b>	<b>0.00%</b>
<b>ENDING BALANCE</b>				
8000 General Fund	-	-	0	0.00%
4400 Lottery Funds Ltd	1,250,000	1,250,000	0	0.00%
3400 Other Funds Ltd	3,000,000	3,000,000	0	0.00%
<b>TOTAL ENDING BALANCE</b>	<b>\$4,250,000</b>	<b>\$4,250,000</b>	<b>\$0</b>	<b>0.00%</b>

Package Comparison Report - Detail  
 2019-21 Biennium  
 Business, Innovation, Trade

Cross Reference Number: 12300-210-00-00-00000

Package: Standard Inflation

Pkg Group: ESS Pkg Type: 030 Pkg Number: 031

Description	Agency Request Budget (V-01)	Governor's Budget (Y-01)	Column 2 Minus Column 1	% Change from Column 1 to Column 2
	Column 1	Column 2		

REVENUE CATEGORIES

GENERAL FUND APPROPRIATION

0050 General Fund Appropriation

8000 General Fund	128,844	128,844	0	0.00%
-------------------	---------	---------	---	-------

TRANSFERS IN

1107 Tsfr From Administrative Svcs

4400 Lottery Funds Ltd	1,935,366	1,935,366	0	0.00%
------------------------	-----------	-----------	---	-------

TRANSFERS IN

4400 Lottery Funds Ltd	1,935,366	1,935,366	0	0.00%
------------------------	-----------	-----------	---	-------

<b>TOTAL TRANSFERS IN</b>	<b>\$1,935,366</b>	<b>\$1,935,366</b>	<b>\$0</b>	<b>0.00%</b>
---------------------------	--------------------	--------------------	------------	--------------

REVENUE CATEGORIES

8000 General Fund	128,844	128,844	0	0.00%
-------------------	---------	---------	---	-------

4400 Lottery Funds Ltd	1,935,366	1,935,366	0	0.00%
------------------------	-----------	-----------	---	-------

<b>TOTAL REVENUE CATEGORIES</b>	<b>\$2,064,210</b>	<b>\$2,064,210</b>	<b>\$0</b>	<b>0.00%</b>
---------------------------------	--------------------	--------------------	------------	--------------

AVAILABLE REVENUES

8000 General Fund	128,844	128,844	0	0.00%
-------------------	---------	---------	---	-------

4400 Lottery Funds Ltd	1,935,366	1,935,366	0	0.00%
------------------------	-----------	-----------	---	-------

<b>TOTAL AVAILABLE REVENUES</b>	<b>\$2,064,210</b>	<b>\$2,064,210</b>	<b>\$0</b>	<b>0.00%</b>
---------------------------------	--------------------	--------------------	------------	--------------

EXPENDITURES

Package Comparison Report - Detail  
 2019-21 Biennium  
 Business, Innovation, Trade

Cross Reference Number: 12300-210-00-00-00000  
 Package: Standard Inflation  
 Pkg Group: ESS Pkg Type: 030 Pkg Number: 031

Description	Agency Request Budget (V-01)	Governor's Budget (Y-01)	Column 2 Minus Column 1	% Change from Column 1 to Column 2
	Column 1	Column 2		
<b>SERVICES &amp; SUPPLIES</b>				
<b>4100 Instate Travel</b>				
8000 General Fund	336	336	0	0.00%
4400 Lottery Funds Ltd	10,541	10,541	0	0.00%
3400 Other Funds Ltd	3,379	3,379	0	0.00%
All Funds	14,256	14,256	0	0.00%
<b>4125 Out of State Travel</b>				
4400 Lottery Funds Ltd	20,016	20,016	0	0.00%
3400 Other Funds Ltd	866	866	0	0.00%
All Funds	20,882	20,882	0	0.00%
<b>4150 Employee Training</b>				
8000 General Fund	144	144	0	0.00%
4400 Lottery Funds Ltd	1,545	1,545	0	0.00%
3400 Other Funds Ltd	645	645	0	0.00%
All Funds	2,334	2,334	0	0.00%
<b>4175 Office Expenses</b>				
8000 General Fund	144	144	0	0.00%
4400 Lottery Funds Ltd	1,733	1,733	0	0.00%
3400 Other Funds Ltd	1,936	1,936	0	0.00%



Package Comparison Report - Detail  
 2019-21 Biennium  
 Business, Innovation, Trade

Cross Reference Number: 12300-210-00-00-00000

Package: Standard Inflation

Pkg Group: ESS Pkg Type: 030 Pkg Number: 031

Description	Agency Request Budget (V-01)	Governor's Budget (Y-01)	Column 2 Minus Column 1	% Change from Column 1 to Column 2
	Column 1	Column 2		
All Funds	3,813	3,813	0	0.00%
<b>4200 Telecommunications</b>				
8000 General Fund	78	78	0	0.00%
4400 Lottery Funds Ltd	2,960	2,960	0	0.00%
3400 Other Funds Ltd	2,476	2,476	0	0.00%
All Funds	5,514	5,514	0	0.00%
<b>4225 State Gov. Service Charges</b>				
4400 Lottery Funds Ltd	238,379	238,379	0	0.00%
3400 Other Funds Ltd	109,509	109,509	0	0.00%
All Funds	347,888	347,888	0	0.00%
<b>4250 Data Processing</b>				
4400 Lottery Funds Ltd	1,055	1,055	0	0.00%
3400 Other Funds Ltd	2,514	2,514	0	0.00%
All Funds	3,569	3,569	0	0.00%
<b>4275 Publicity and Publications</b>				
4400 Lottery Funds Ltd	2,729	2,729	0	0.00%
3400 Other Funds Ltd	2,448	2,448	0	0.00%
All Funds	5,177	5,177	0	0.00%
<b>4300 Professional Services</b>				

Package Comparison Report - Detail  
 2019-21 Biennium  
 Business, Innovation, Trade

Cross Reference Number: 12300-210-00-00-00000

Package: Standard Inflation

Pkg Group: ESS Pkg Type: 030 Pkg Number: 031

Description	Agency Request Budget (V-01)	Governor's Budget (Y-01)	Column 2 Minus Column 1	% Change from Column 1 to Column 2
	Column 1	Column 2		
4400 Lottery Funds Ltd	20,833	20,833	0	0.00%
3400 Other Funds Ltd	64,018	64,018	0	0.00%
All Funds	84,851	84,851	0	0.00%
<b>4315 IT Professional Services</b>				
3400 Other Funds Ltd	2,286	2,286	0	0.00%
<b>4325 Attorney General</b>				
8000 General Fund	2,054	2,054	0	0.00%
4400 Lottery Funds Ltd	17,030	17,030	0	0.00%
3400 Other Funds Ltd	4,791	4,791	0	0.00%
All Funds	23,875	23,875	0	0.00%
<b>4350 Dispute Resolution Services</b>				
3400 Other Funds Ltd	9,199	9,199	0	0.00%
<b>4375 Employee Recruitment and Develop</b>				
4400 Lottery Funds Ltd	149	149	0	0.00%
3400 Other Funds Ltd	99	99	0	0.00%
All Funds	248	248	0	0.00%
<b>4400 Dues and Subscriptions</b>				
4400 Lottery Funds Ltd	2,141	2,141	0	0.00%
3400 Other Funds Ltd	201	201	0	0.00%

Package Comparison Report - Detail  
 2019-21 Biennium  
 Business, Innovation, Trade

Cross Reference Number: 12300-210-00-00-00000  
 Package: Standard Inflation  
 Pkg Group: ESS Pkg Type: 030 Pkg Number: 031

Description	Agency Request Budget (V-01)	Governor's Budget (Y-01)	Column 2 Minus Column 1	% Change from Column 1 to Column 2
	Column 1	Column 2		
All Funds	2,342	2,342	0	0.00%
<b>4425 Facilities Rental and Taxes</b>				
4400 Lottery Funds Ltd	18,782	18,782	0	0.00%
3400 Other Funds Ltd	2,862	2,862	0	0.00%
All Funds	21,644	21,644	0	0.00%
<b>4650 Other Services and Supplies</b>				
3400 Other Funds Ltd	2,920	2,920	0	0.00%
6400 Federal Funds Ltd	11,519	11,519	0	0.00%
All Funds	14,439	14,439	0	0.00%
<b>4700 Expendable Prop 250 - 5000</b>				
8000 General Fund	34	34	0	0.00%
4400 Lottery Funds Ltd	1,061	1,061	0	0.00%
3400 Other Funds Ltd	383	383	0	0.00%
All Funds	1,478	1,478	0	0.00%
<b>4715 IT Expendable Property</b>				
4400 Lottery Funds Ltd	264	264	0	0.00%
3400 Other Funds Ltd	228	228	0	0.00%
All Funds	492	492	0	0.00%
<b>SERVICES &amp; SUPPLIES</b>				

Package Comparison Report - Detail  
 2019-21 Biennium  
 Business, Innovation, Trade

Cross Reference Number: 12300-210-00-00-00000

Package: Standard Inflation

Pkg Group: ESS Pkg Type: 030 Pkg Number: 031

Description	Agency Request Budget (V-01)	Governor's Budget (Y-01)	Column 2 Minus Column 1	% Change from Column 1 to Column 2
	Column 1	Column 2		
8000 General Fund	2,790	2,790	0	0.00%
4400 Lottery Funds Ltd	339,218	339,218	0	0.00%
3400 Other Funds Ltd	210,760	210,760	0	0.00%
6400 Federal Funds Ltd	11,519	11,519	0	0.00%
<b>TOTAL SERVICES &amp; SUPPLIES</b>	<b>\$564,287</b>	<b>\$564,287</b>	<b>\$0</b>	<b>0.00%</b>
<b>SPECIAL PAYMENTS</b>				
<b>6015 Dist to Cities</b>				
4400 Lottery Funds Ltd	14,405	14,405	0	0.00%
<b>6020 Dist to Counties</b>				
4400 Lottery Funds Ltd	5,242	5,242	0	0.00%
<b>6025 Dist to Other Gov Unit</b>				
4400 Lottery Funds Ltd	13,861	13,861	0	0.00%
3400 Other Funds Ltd	12,114	12,114	0	0.00%
All Funds	25,975	25,975	0	0.00%
<b>6030 Dist to Non-Gov Units</b>				
8000 General Fund	126,054	126,054	0	0.00%
4400 Lottery Funds Ltd	804,424	804,424	0	0.00%
3400 Other Funds Ltd	279,626	279,626	0	0.00%
6400 Federal Funds Ltd	100,435	100,435	0	0.00%

Package Comparison Report - Detail  
 2019-21 Biennium  
 Business, Innovation, Trade

Cross Reference Number: 12300-210-00-00-00000

Package: Standard Inflation

Pkg Group: ESS Pkg Type: 030 Pkg Number: 031

Description	Agency Request Budget (V-01)	Governor's Budget (Y-01)	Column 2 Minus Column 1	% Change from Column 1 to Column 2
	Column 1	Column 2		
All Funds	1,310,539	1,310,539	0	0.00%
<b>6045 Dist to Comm College Districts</b>				
4400 Lottery Funds Ltd	11,822	11,822	0	0.00%
<b>6050 Dist to Non-Profit Organizations</b>				
4400 Lottery Funds Ltd	740,370	740,370	0	0.00%
<b>6080 Loans Made - Other</b>				
6400 Federal Funds Ltd	99,508	99,508	0	0.00%
<b>6085 Other Special Payments</b>				
4400 Lottery Funds Ltd	6,024	6,024	0	0.00%
<b>SPECIAL PAYMENTS</b>				
8000 General Fund	126,054	126,054	0	0.00%
4400 Lottery Funds Ltd	1,596,148	1,596,148	0	0.00%
3400 Other Funds Ltd	291,740	291,740	0	0.00%
6400 Federal Funds Ltd	199,943	199,943	0	0.00%
<b>TOTAL SPECIAL PAYMENTS</b>	<b>\$2,213,885</b>	<b>\$2,213,885</b>	<b>\$0</b>	<b>0.00%</b>
<b>EXPENDITURES</b>				
8000 General Fund	128,844	128,844	0	0.00%
4400 Lottery Funds Ltd	1,935,366	1,935,366	0	0.00%
3400 Other Funds Ltd	502,500	502,500	0	0.00%

Package Comparison Report - Detail  
 2019-21 Biennium  
 Business, Innovation, Trade

Cross Reference Number: 12300-210-00-00-00000

Package: Standard Inflation

Pkg Group: ESS Pkg Type: 030 Pkg Number: 031

Description	Agency Request Budget (V-01)	Governor's Budget (Y-01)	Column 2 Minus Column 1	% Change from Column 1 to Column 2
	Column 1	Column 2		
6400 Federal Funds Ltd	211,462	211,462	0	0.00%
<b>TOTAL EXPENDITURES</b>	<b>\$2,778,172</b>	<b>\$2,778,172</b>	<b>\$0</b>	<b>0.00%</b>
<b>ENDING BALANCE</b>				
8000 General Fund	-	-	0	0.00%
4400 Lottery Funds Ltd	-	-	0	0.00%
3400 Other Funds Ltd	(502,500)	(502,500)	0	0.00%
6400 Federal Funds Ltd	(211,462)	(211,462)	0	0.00%
<b>TOTAL ENDING BALANCE</b>	<b>(\$713,962)</b>	<b>(\$713,962)</b>	<b>\$0</b>	<b>0.00%</b>

Package Comparison Report - Detail  
 2019-21 Biennium  
 Business, Innovation, Trade

Cross Reference Number: 12300-210-00-00-00000  
 Package: Analyst Adjustments  
 Pkg Group: POL Pkg Type: 090 Pkg Number: 090

Description	Agency Request Budget (V-01)	Governor's Budget (Y-01)	Column 2 Minus Column 1	% Change from Column 1 to Column 2
	Column 1	Column 2		

REVENUE CATEGORIES

GENERAL FUND APPROPRIATION

0050 General Fund Appropriation

8000 General Fund - (473,766) (473,766) 100.00%

TRANSFERS IN

1107 Tsfr From Administrative Svcs

4400 Lottery Funds Ltd - (1,754,852) (1,754,852) 100.00%

TRANSFERS IN

4400 Lottery Funds Ltd - (1,754,852) (1,754,852) 100.00%

**TOTAL TRANSFERS IN**

- **(\$1,754,852)** **(\$1,754,852)** **100.00%**

REVENUE CATEGORIES

8000 General Fund - (473,766) (473,766) 100.00%

4400 Lottery Funds Ltd - (1,754,852) (1,754,852) 100.00%

**TOTAL REVENUE CATEGORIES**

- **(\$2,228,618)** **(\$2,228,618)** **100.00%**

AVAILABLE REVENUES

8000 General Fund - (473,766) (473,766) 100.00%

4400 Lottery Funds Ltd - (1,754,852) (1,754,852) 100.00%

**TOTAL AVAILABLE REVENUES**

- **(\$2,228,618)** **(\$2,228,618)** **100.00%**

EXPENDITURES

Package Comparison Report - Detail  
 2019-21 Biennium  
 Business, Innovation, Trade

Cross Reference Number: 12300-210-00-00-00000

Package: Analyst Adjustments

Pkg Group: POL Pkg Type: 090 Pkg Number: 090

Description	Agency Request Budget (V-01)	Governor's Budget (Y-01)	Column 2 Minus Column 1	% Change from Column 1 to Column 2
	Column 1	Column 2		
<b>SPECIAL PAYMENTS</b>				
<b>6030 Dist to Non-Gov Units</b>				
8000 General Fund	-	(473,766)	(473,766)	100.00%
4400 Lottery Funds Ltd	-	(1,254,852)	(1,254,852)	100.00%
All Funds	-	(1,728,618)	(1,728,618)	100.00%
<b>6050 Dist to Non-Profit Organizations</b>				
4400 Lottery Funds Ltd	-	(500,000)	(500,000)	100.00%
<b>SPECIAL PAYMENTS</b>				
8000 General Fund	-	(473,766)	(473,766)	100.00%
4400 Lottery Funds Ltd	-	(1,754,852)	(1,754,852)	100.00%
<b>TOTAL SPECIAL PAYMENTS</b>	-	<b>(\$2,228,618)</b>	<b>(\$2,228,618)</b>	<b>100.00%</b>
<b>EXPENDITURES</b>				
8000 General Fund	-	(473,766)	(473,766)	100.00%
4400 Lottery Funds Ltd	-	(1,754,852)	(1,754,852)	100.00%
<b>TOTAL EXPENDITURES</b>	-	<b>(\$2,228,618)</b>	<b>(\$2,228,618)</b>	<b>100.00%</b>
<b>ENDING BALANCE</b>				
8000 General Fund	-	-	0	0.00%
4400 Lottery Funds Ltd	-	-	0	0.00%
<b>TOTAL ENDING BALANCE</b>	-	-	<b>\$0</b>	<b>0.00%</b>



Package Comparison Report - Detail  
 2019-21 Biennium  
 Business, Innovation, Trade

Cross Reference Number: 12300-210-00-00-00000  
 Package: Statewide Adjustment DAS Chgs  
 Pkg Group: POL Pkg Type: 090 Pkg Number: 091

Description	Agency Request Budget (V-01)	Governor's Budget (Y-01)	Column 2 Minus Column 1	% Change from Column 1 to Column 2
	Column 1	Column 2		

**EXPENDITURES**

**SERVICES & SUPPLIES**

**4225 State Gov. Service Charges**

4400 Lottery Funds Ltd	-	(9,332)	(9,332)	100.00%
3400 Other Funds Ltd	-	(4,731)	(4,731)	100.00%
All Funds	-	(14,063)	(14,063)	100.00%

**4250 Data Processing**

4400 Lottery Funds Ltd	-	(6,409)	(6,409)	100.00%
------------------------	---	---------	---------	---------

**4650 Other Services and Supplies**

3400 Other Funds Ltd	-	(3,248)	(3,248)	100.00%
----------------------	---	---------	---------	---------

**SERVICES & SUPPLIES**

4400 Lottery Funds Ltd	-	(15,741)	(15,741)	100.00%
3400 Other Funds Ltd	-	(7,979)	(7,979)	100.00%

**TOTAL SERVICES & SUPPLIES**

-	<b>(\$23,720)</b>	<b>(\$23,720)</b>	<b>100.00%</b>
---	-------------------	-------------------	----------------

**EXPENDITURES**

4400 Lottery Funds Ltd	-	(15,741)	(15,741)	100.00%
3400 Other Funds Ltd	-	(7,979)	(7,979)	100.00%

**TOTAL EXPENDITURES**

-	<b>(\$23,720)</b>	<b>(\$23,720)</b>	<b>100.00%</b>
---	-------------------	-------------------	----------------

**ENDING BALANCE**

Package Comparison Report - Detail  
 2019-21 Biennium  
 Business, Innovation, Trade

Cross Reference Number: 12300-210-00-00-00000  
 Package: Statewide Adjustment DAS Chgs  
 Pkg Group: POL Pkg Type: 090 Pkg Number: 091

Description	Agency Request Budget (V-01)	Governor's Budget (Y-01)	Column 2 Minus Column 1	% Change from Column 1 to Column 2
	Column 1	Column 2		
4400 Lottery Funds Ltd	-	15,741	15,741	100.00%
3400 Other Funds Ltd	-	7,979	7,979	100.00%
<b>TOTAL ENDING BALANCE</b>	-	<b>\$23,720</b>	<b>\$23,720</b>	<b>100.00%</b>

Package Comparison Report - Detail  
 2019-21 Biennium  
 Business, Innovation, Trade

Cross Reference Number: 12300-210-00-00-00000  
 Package: Statewide AG Adjustment  
 Pkg Group: POL Pkg Type: 090 Pkg Number: 092

Description	Agency Request Budget (V-01)	Governor's Budget (Y-01)	Column 2 Minus Column 1	% Change from Column 1 to Column 2
	Column 1	Column 2		

**REVENUE CATEGORIES**

**GENERAL FUND APPROPRIATION**

**0050 General Fund Appropriation**

8000 General Fund	-	(729)	(729)	100.00%
-------------------	---	-------	-------	---------

**REVENUE CATEGORIES**

8000 General Fund	-	(729)	(729)	100.00%
-------------------	---	-------	-------	---------

<b>TOTAL REVENUE CATEGORIES</b>	-	<b>(\$729)</b>	<b>(\$729)</b>	<b>100.00%</b>
---------------------------------	---	----------------	----------------	----------------

**AVAILABLE REVENUES**

8000 General Fund	-	(729)	(729)	100.00%
-------------------	---	-------	-------	---------

<b>TOTAL AVAILABLE REVENUES</b>	-	<b>(\$729)</b>	<b>(\$729)</b>	<b>100.00%</b>
---------------------------------	---	----------------	----------------	----------------

**EXPENDITURES**

**SERVICES & SUPPLIES**

**4325 Attorney General**

8000 General Fund	-	(729)	(729)	100.00%
-------------------	---	-------	-------	---------

4400 Lottery Funds Ltd	-	(6,045)	(6,045)	100.00%
------------------------	---	---------	---------	---------

3200 Other Funds Non-Ltd	-	(8,521)	(8,521)	100.00%
--------------------------	---	---------	---------	---------

3400 Other Funds Ltd	-	(1,701)	(1,701)	100.00%
----------------------	---	---------	---------	---------

All Funds	-	(16,996)	(16,996)	100.00%
-----------	---	----------	----------	---------

**SERVICES & SUPPLIES**

Package Comparison Report - Detail  
 2019-21 Biennium  
 Business, Innovation, Trade

Cross Reference Number: 12300-210-00-00-00000  
 Package: Statewide AG Adjustment  
 Pkg Group: POL Pkg Type: 090 Pkg Number: 092

Description	Agency Request Budget (V-01)	Governor's Budget (Y-01)	Column 2 Minus Column 1	% Change from Column 1 to Column 2
	Column 1	Column 2		
8000 General Fund	-	(729)	(729)	100.00%
4400 Lottery Funds Ltd	-	(6,045)	(6,045)	100.00%
3200 Other Funds Non-Ltd	-	(8,521)	(8,521)	100.00%
3400 Other Funds Ltd	-	(1,701)	(1,701)	100.00%
<b>TOTAL SERVICES &amp; SUPPLIES</b>	-	<b>(\$16,996)</b>	<b>(\$16,996)</b>	<b>100.00%</b>
<b>EXPENDITURES</b>				
8000 General Fund	-	(729)	(729)	100.00%
4400 Lottery Funds Ltd	-	(6,045)	(6,045)	100.00%
3200 Other Funds Non-Ltd	-	(8,521)	(8,521)	100.00%
3400 Other Funds Ltd	-	(1,701)	(1,701)	100.00%
<b>TOTAL EXPENDITURES</b>	-	<b>(\$16,996)</b>	<b>(\$16,996)</b>	<b>100.00%</b>
<b>ENDING BALANCE</b>				
8000 General Fund	-	-	0	0.00%
4400 Lottery Funds Ltd	-	6,045	6,045	100.00%
3200 Other Funds Non-Ltd	-	8,521	8,521	100.00%
3400 Other Funds Ltd	-	1,701	1,701	100.00%
<b>TOTAL ENDING BALANCE</b>	-	<b>\$16,267</b>	<b>\$16,267</b>	<b>100.00%</b>

Package Comparison Report - Detail  
 2019-21 Biennium  
 Business, Innovation, Trade

Cross Reference Number: 12300-210-00-00-00000  
 Package: Oregon Growth Fund  
 Pkg Group: POL Pkg Type: POL Pkg Number: 101

Description	Agency Request Budget (V-01)	Governor's Budget (Y-01)	Column 2 Minus Column 1	% Change from Column 1 to Column 2
	Column 1	Column 2		

**REVENUE CATEGORIES**

**TRANSFERS IN**

**1040 Transfer In Lottery Proceeds**

4400 Lottery Funds Ltd 3,500,000 - (3,500,000) (100.00%)

**TRANSFERS IN**

4400 Lottery Funds Ltd 3,500,000 - (3,500,000) (100.00%)

**TOTAL TRANSFERS IN \$3,500,000 - (\$3,500,000) (100.00%)**

**REVENUE CATEGORIES**

4400 Lottery Funds Ltd 3,500,000 - (3,500,000) (100.00%)

**TOTAL REVENUE CATEGORIES \$3,500,000 - (\$3,500,000) (100.00%)**

**AVAILABLE REVENUES**

4400 Lottery Funds Ltd 3,500,000 - (3,500,000) (100.00%)

**TOTAL AVAILABLE REVENUES \$3,500,000 - (\$3,500,000) (100.00%)**

**EXPENDITURES**

**SERVICES & SUPPLIES**

**4575 Agency Program Related S and S**

4400 Lottery Funds Ltd 500,000 - (500,000) (100.00%)

**SERVICES & SUPPLIES**

4400 Lottery Funds Ltd 500,000 - (500,000) (100.00%)

Package Comparison Report - Detail  
 2019-21 Biennium  
 Business, Innovation, Trade

Cross Reference Number: 12300-210-00-00-00000  
 Package: Oregon Growth Fund  
 Pkg Group: POL Pkg Type: POL Pkg Number: 101

Description	Agency Request Budget (V-01)	Governor's Budget (Y-01)	Column 2 Minus Column 1	% Change from Column 1 to Column 2
	Column 1	Column 2		
<b>TOTAL SERVICES &amp; SUPPLIES</b>	<b>\$500,000</b>	<b>-</b>	<b>(\$500,000)</b>	<b>(100.00%)</b>
<b>SPECIAL PAYMENTS</b>				
<b>6030 Dist to Non-Gov Units</b>				
4400 Lottery Funds Ltd	3,000,000	2,000,000	(1,000,000)	(33.33%)
<b>SPECIAL PAYMENTS</b>				
4400 Lottery Funds Ltd	3,000,000	2,000,000	(1,000,000)	(33.33%)
<b>TOTAL SPECIAL PAYMENTS</b>	<b>\$3,000,000</b>	<b>\$2,000,000</b>	<b>(\$1,000,000)</b>	<b>(33.33%)</b>
<b>EXPENDITURES</b>				
4400 Lottery Funds Ltd	3,500,000	2,000,000	(1,500,000)	(42.86%)
<b>TOTAL EXPENDITURES</b>	<b>\$3,500,000</b>	<b>\$2,000,000</b>	<b>(\$1,500,000)</b>	<b>(42.86%)</b>
<b>ENDING BALANCE</b>				
4400 Lottery Funds Ltd	-	(2,000,000)	(2,000,000)	100.00%
<b>TOTAL ENDING BALANCE</b>	<b>-</b>	<b>(\$2,000,000)</b>	<b>(\$2,000,000)</b>	<b>100.00%</b>

Package Comparison Report - Detail  
 2019-21 Biennium  
 Business, Innovation, Trade

Cross Reference Number: 12300-210-00-00-00000

Package: Innovation

Pkg Group: POL Pkg Type: POL Pkg Number: 102

Description	Agency Request Budget (V-01)	Governor's Budget (Y-01)	Column 2 Minus Column 1	% Change from Column 1 to Column 2
	Column 1	Column 2		

REVENUE CATEGORIES

TRANSFERS IN

1040 Transfer In Lottery Proceeds

4400 Lottery Funds Ltd 20,000,000 - (20,000,000) (100.00%)

TRANSFERS IN

4400 Lottery Funds Ltd 20,000,000 - (20,000,000) (100.00%)

**TOTAL TRANSFERS IN \$20,000,000 - (\$20,000,000) (100.00%)**

REVENUE CATEGORIES

4400 Lottery Funds Ltd 20,000,000 - (20,000,000) (100.00%)

**TOTAL REVENUE CATEGORIES \$20,000,000 - (\$20,000,000) (100.00%)**

AVAILABLE REVENUES

4400 Lottery Funds Ltd 20,000,000 - (20,000,000) (100.00%)

**TOTAL AVAILABLE REVENUES \$20,000,000 - (\$20,000,000) (100.00%)**

EXPENDITURES

SERVICES & SUPPLIES

4575 Agency Program Related S and S

4400 Lottery Funds Ltd 20,000,000 - (20,000,000) (100.00%)

SERVICES & SUPPLIES

4400 Lottery Funds Ltd 20,000,000 - (20,000,000) (100.00%)

Package Comparison Report - Detail  
 2019-21 Biennium  
 Business, Innovation, Trade

Cross Reference Number: 12300-210-00-00-00000

Package: Innovation

Pkg Group: POL Pkg Type: POL Pkg Number: 102

Description	Agency Request Budget (V-01)	Governor's Budget (Y-01)	Column 2 Minus Column 1	% Change from Column 1 to Column 2
	Column 1	Column 2		
<b>TOTAL SERVICES &amp; SUPPLIES</b>	<b>\$20,000,000</b>	<b>-</b>	<b>(\$20,000,000)</b>	<b>(100.00%)</b>
<b>EXPENDITURES</b>				
4400 Lottery Funds Ltd	20,000,000	-	(20,000,000)	(100.00%)
<b>TOTAL EXPENDITURES</b>	<b>\$20,000,000</b>	<b>-</b>	<b>(\$20,000,000)</b>	<b>(100.00%)</b>
<b>ENDING BALANCE</b>				
4400 Lottery Funds Ltd	-	-	0	0.00%
<b>TOTAL ENDING BALANCE</b>	<b>-</b>	<b>-</b>	<b>\$0</b>	<b>0.00%</b>



Package Comparison Report - Detail  
 2019-21 Biennium  
 Business, Innovation, Trade

Cross Reference Number: 12300-210-00-00-00000  
 Package: Rural Opportunity Initiative  
 Pkg Group: POL Pkg Type: POL Pkg Number: 103

Description	Agency Request Budget (V-01)	Governor's Budget (Y-01)	Column 2 Minus Column 1	% Change from Column 1 to Column 2
	Column 1	Column 2		

**REVENUE CATEGORIES**

**TRANSFERS IN**

**1040 Transfer In Lottery Proceeds**

4400 Lottery Funds Ltd	2,000,000	-	(2,000,000)	(100.00%)
------------------------	-----------	---	-------------	-----------

**TRANSFERS IN**

4400 Lottery Funds Ltd	2,000,000	-	(2,000,000)	(100.00%)
------------------------	-----------	---	-------------	-----------

<b>TOTAL TRANSFERS IN</b>	<b>\$2,000,000</b>	-	<b>(\$2,000,000)</b>	<b>(100.00%)</b>
---------------------------	--------------------	---	----------------------	------------------

**REVENUE CATEGORIES**

4400 Lottery Funds Ltd	2,000,000	-	(2,000,000)	(100.00%)
------------------------	-----------	---	-------------	-----------

<b>TOTAL REVENUE CATEGORIES</b>	<b>\$2,000,000</b>	-	<b>(\$2,000,000)</b>	<b>(100.00%)</b>
---------------------------------	--------------------	---	----------------------	------------------

**AVAILABLE REVENUES**

4400 Lottery Funds Ltd	2,000,000	-	(2,000,000)	(100.00%)
------------------------	-----------	---	-------------	-----------

<b>TOTAL AVAILABLE REVENUES</b>	<b>\$2,000,000</b>	-	<b>(\$2,000,000)</b>	<b>(100.00%)</b>
---------------------------------	--------------------	---	----------------------	------------------

**EXPENDITURES**

**SERVICES & SUPPLIES**

**4575 Agency Program Related S and S**

4400 Lottery Funds Ltd	100,000	-	(100,000)	(100.00%)
------------------------	---------	---	-----------	-----------

**SERVICES & SUPPLIES**

4400 Lottery Funds Ltd	100,000	-	(100,000)	(100.00%)
------------------------	---------	---	-----------	-----------

Package Comparison Report - Detail  
 2019-21 Biennium  
 Business, Innovation, Trade

Cross Reference Number: 12300-210-00-00-00000  
 Package: Rural Opportunity Initiative  
 Pkg Group: POL Pkg Type: POL Pkg Number: 103

Description	Agency Request Budget (V-01)	Governor's Budget (Y-01)	Column 2 Minus Column 1	% Change from Column 1 to Column 2
	Column 1	Column 2		
<b>TOTAL SERVICES &amp; SUPPLIES</b>	<b>\$100,000</b>	-	<b>(\$100,000)</b>	<b>(100.00%)</b>
<b>SPECIAL PAYMENTS</b>				
<b>6085 Other Special Payments</b>				
4400 Lottery Funds Ltd	1,900,000	-	(1,900,000)	(100.00%)
<b>SPECIAL PAYMENTS</b>				
4400 Lottery Funds Ltd	1,900,000	-	(1,900,000)	(100.00%)
<b>TOTAL SPECIAL PAYMENTS</b>	<b>\$1,900,000</b>	-	<b>(\$1,900,000)</b>	<b>(100.00%)</b>
<b>EXPENDITURES</b>				
4400 Lottery Funds Ltd	2,000,000	-	(2,000,000)	(100.00%)
<b>TOTAL EXPENDITURES</b>	<b>\$2,000,000</b>	-	<b>(\$2,000,000)</b>	<b>(100.00%)</b>
<b>ENDING BALANCE</b>				
4400 Lottery Funds Ltd	-	-	0	0.00%
<b>TOTAL ENDING BALANCE</b>	<b>-</b>	<b>-</b>	<b>\$0</b>	<b>0.00%</b>

Package Comparison Report - Detail  
 2019-21 Biennium  
 Business, Innovation, Trade

Cross Reference Number: 12300-210-00-00-00000  
 Package: Local Economic Opportunity Fund  
 Pkg Group: POL Pkg Type: POL Pkg Number: 111

Description	Agency Request Budget (V-01)	Governor's Budget (Y-01)	Column 2 Minus Column 1	% Change from Column 1 to Column 2
	Column 1	Column 2		

**REVENUE CATEGORIES**

**TRANSFERS IN**

**1040 Transfer In Lottery Proceeds**

4400 Lottery Funds Ltd	500,000	-	(500,000)	(100.00%)
------------------------	---------	---	-----------	-----------

**TRANSFERS IN**

4400 Lottery Funds Ltd	500,000	-	(500,000)	(100.00%)
------------------------	---------	---	-----------	-----------

<b>TOTAL TRANSFERS IN</b>	<b>\$500,000</b>	<b>-</b>	<b>(\$500,000)</b>	<b>(100.00%)</b>
---------------------------	------------------	----------	--------------------	------------------

**REVENUE CATEGORIES**

4400 Lottery Funds Ltd	500,000	-	(500,000)	(100.00%)
------------------------	---------	---	-----------	-----------

<b>TOTAL REVENUE CATEGORIES</b>	<b>\$500,000</b>	<b>-</b>	<b>(\$500,000)</b>	<b>(100.00%)</b>
---------------------------------	------------------	----------	--------------------	------------------

**AVAILABLE REVENUES**

4400 Lottery Funds Ltd	500,000	-	(500,000)	(100.00%)
------------------------	---------	---	-----------	-----------

<b>TOTAL AVAILABLE REVENUES</b>	<b>\$500,000</b>	<b>-</b>	<b>(\$500,000)</b>	<b>(100.00%)</b>
---------------------------------	------------------	----------	--------------------	------------------

**EXPENDITURES**

**SERVICES & SUPPLIES**

**4650 Other Services and Supplies**

4400 Lottery Funds Ltd	500,000	-	(500,000)	(100.00%)
------------------------	---------	---	-----------	-----------

**SERVICES & SUPPLIES**

4400 Lottery Funds Ltd	500,000	-	(500,000)	(100.00%)
------------------------	---------	---	-----------	-----------

Package Comparison Report - Detail  
 2019-21 Biennium  
 Business, Innovation, Trade

Cross Reference Number: 12300-210-00-00-00000  
 Package: Local Economic Opportunity Fund  
 Pkg Group: POL Pkg Type: POL Pkg Number: 111

Description	Agency Request Budget (V-01)	Governor's Budget (Y-01)	Column 2 Minus Column 1	% Change from Column 1 to Column 2
	Column 1	Column 2		
<b>TOTAL SERVICES &amp; SUPPLIES</b>	<b>\$500,000</b>	<b>-</b>	<b>(\$500,000)</b>	<b>(100.00%)</b>
<b>EXPENDITURES</b>				
4400 Lottery Funds Ltd	500,000	-	(500,000)	(100.00%)
<b>TOTAL EXPENDITURES</b>	<b>\$500,000</b>	<b>-</b>	<b>(\$500,000)</b>	<b>(100.00%)</b>
<b>ENDING BALANCE</b>				
4400 Lottery Funds Ltd	-	-	0	0.00%
<b>TOTAL ENDING BALANCE</b>	<b>-</b>	<b>-</b>	<b>\$0</b>	<b>0.00%</b>

Package Comparison Report - Detail  
 2019-21 Biennium  
 Business, Innovation, Trade

Cross Reference Number: 12300-210-00-00-00000  
 Package: East Asia Trade Representative  
 Pkg Group: POL Pkg Type: POL Pkg Number: 112

Description	Agency Request Budget (V-01)	Governor's Budget (Y-01)	Column 2 Minus Column 1	% Change from Column 1 to Column 2
	Column 1	Column 2		

**REVENUE CATEGORIES**

**TRANSFERS IN**

**1040 Transfer In Lottery Proceeds**

4400 Lottery Funds Ltd	500,000	-	(500,000)	(100.00%)
------------------------	---------	---	-----------	-----------

**TRANSFERS IN**

4400 Lottery Funds Ltd	500,000	-	(500,000)	(100.00%)
------------------------	---------	---	-----------	-----------

<b>TOTAL TRANSFERS IN</b>	<b>\$500,000</b>	<b>-</b>	<b>(\$500,000)</b>	<b>(100.00%)</b>
---------------------------	------------------	----------	--------------------	------------------

**REVENUE CATEGORIES**

4400 Lottery Funds Ltd	500,000	-	(500,000)	(100.00%)
------------------------	---------	---	-----------	-----------

<b>TOTAL REVENUE CATEGORIES</b>	<b>\$500,000</b>	<b>-</b>	<b>(\$500,000)</b>	<b>(100.00%)</b>
---------------------------------	------------------	----------	--------------------	------------------

**AVAILABLE REVENUES**

4400 Lottery Funds Ltd	500,000	-	(500,000)	(100.00%)
------------------------	---------	---	-----------	-----------

<b>TOTAL AVAILABLE REVENUES</b>	<b>\$500,000</b>	<b>-</b>	<b>(\$500,000)</b>	<b>(100.00%)</b>
---------------------------------	------------------	----------	--------------------	------------------

**EXPENDITURES**

**SERVICES & SUPPLIES**

**4650 Other Services and Supplies**

4400 Lottery Funds Ltd	500,000	-	(500,000)	(100.00%)
------------------------	---------	---	-----------	-----------

**SERVICES & SUPPLIES**

4400 Lottery Funds Ltd	500,000	-	(500,000)	(100.00%)
------------------------	---------	---	-----------	-----------

Package Comparison Report - Detail  
 2019-21 Biennium  
 Business, Innovation, Trade

Cross Reference Number: 12300-210-00-00-00000  
 Package: East Asia Trade Representative  
 Pkg Group: POL Pkg Type: POL Pkg Number: 112

Description	Agency Request Budget (V-01)	Governor's Budget (Y-01)	Column 2 Minus Column 1	% Change from Column 1 to Column 2
	Column 1	Column 2		
<b>TOTAL SERVICES &amp; SUPPLIES</b>	<b>\$500,000</b>	<b>-</b>	<b>(\$500,000)</b>	<b>(100.00%)</b>
<b>EXPENDITURES</b>				
4400 Lottery Funds Ltd	500,000	-	(500,000)	(100.00%)
<b>TOTAL EXPENDITURES</b>	<b>\$500,000</b>	<b>-</b>	<b>(\$500,000)</b>	<b>(100.00%)</b>
<b>ENDING BALANCE</b>				
4400 Lottery Funds Ltd	-	-	0	0.00%
<b>TOTAL ENDING BALANCE</b>	<b>-</b>	<b>-</b>	<b>\$0</b>	<b>0.00%</b>

Package Comparison Report - Detail  
 2019-21 Biennium  
 Business, Innovation, Trade

Cross Reference Number: 12300-210-00-00-00000  
 Package: Budget Alignment  
 Pkg Group: POL Pkg Type: POL Pkg Number: 115

Description	Agency Request Budget (V-01)	Governor's Budget (Y-01)	Column 2 Minus Column 1	% Change from Column 1 to Column 2
	Column 1	Column 2		
<b>REVENUE CATEGORIES</b>				
<b>OTHER</b>				
<b>0975 Other Revenues</b>				
3400 Other Funds Ltd	(46,386)	-	46,386	100.00%
<b>FEDERAL FUNDS REVENUE</b>				
<b>0995 Federal Funds</b>				
6400 Federal Funds Ltd	222,528	-	(222,528)	(100.00%)
<b>TRANSFERS IN</b>				
<b>1010 Transfer In - Intrafund</b>				
3400 Other Funds Ltd	1,207,046	-	(1,207,046)	(100.00%)
<b>1107 Tsfr From Administrative Svcs</b>				
4400 Lottery Funds Ltd	(502,657)	-	502,657	100.00%
<b>TRANSFERS IN</b>				
4400 Lottery Funds Ltd	(502,657)	-	502,657	100.00%
3400 Other Funds Ltd	1,207,046	-	(1,207,046)	(100.00%)
<b>TOTAL TRANSFERS IN</b>	<b>\$704,389</b>	<b>-</b>	<b>(\$704,389)</b>	<b>(100.00%)</b>

<b>REVENUE CATEGORIES</b>				
4400 Lottery Funds Ltd	(502,657)	-	502,657	100.00%
3400 Other Funds Ltd	1,160,660	-	(1,160,660)	(100.00%)

Package Comparison Report - Detail  
 2019-21 Biennium  
 Business, Innovation, Trade

Cross Reference Number: 12300-210-00-00-00000  
 Package: Budget Alignment  
 Pkg Group: POL Pkg Type: POL Pkg Number: 115

Description	Agency Request Budget (V-01)	Governor's Budget (Y-01)	Column 2 Minus Column 1	% Change from Column 1 to Column 2
	Column 1	Column 2		
6400 Federal Funds Ltd	222,528	-	(222,528)	(100.00%)
<b>TOTAL REVENUE CATEGORIES</b>	<b>\$880,531</b>	<b>-</b>	<b>(\$880,531)</b>	<b>(100.00%)</b>
<b>AVAILABLE REVENUES</b>				
4400 Lottery Funds Ltd	(502,657)	-	502,657	100.00%
3400 Other Funds Ltd	1,160,660	-	(1,160,660)	(100.00%)
6400 Federal Funds Ltd	222,528	-	(222,528)	(100.00%)
<b>TOTAL AVAILABLE REVENUES</b>	<b>\$880,531</b>	<b>-</b>	<b>(\$880,531)</b>	<b>(100.00%)</b>
<b>EXPENDITURES</b>				
<b>PERSONAL SERVICES</b>				
<b>SALARIES &amp; WAGES</b>				
<b>3110 Class/Unclass Sal. and Per Diem</b>				
4400 Lottery Funds Ltd	(377,856)	(377,856)	0	0.00%
3400 Other Funds Ltd	842,124	842,124	0	0.00%
6400 Federal Funds Ltd	157,320	157,320	0	0.00%
All Funds	621,588	621,588	0	0.00%
<b>OTHER PAYROLL EXPENSES</b>				
<b>3210 Empl. Rel. Bd. Assessments</b>				
4400 Lottery Funds Ltd	(55)	(55)	0	0.00%
3400 Other Funds Ltd	193	193	0	0.00%



Package Comparison Report - Detail  
 2019-21 Biennium  
 Business, Innovation, Trade

Cross Reference Number: 12300-210-00-00-00000  
 Package: Budget Alignment  
 Pkg Group: POL Pkg Type: POL Pkg Number: 115

Description	Agency Request Budget (V-01)	Governor's Budget (Y-01)	Column 2 Minus Column 1	% Change from Column 1 to Column 2
	Column 1	Column 2		
6400 Federal Funds Ltd	45	45	0	0.00%
All Funds	183	183	0	0.00%
<b>3220 Public Employees Retire Cont</b>				
4400 Lottery Funds Ltd	(64,125)	(64,125)	0	0.00%
3400 Other Funds Ltd	142,906	142,906	0	0.00%
6400 Federal Funds Ltd	26,697	26,697	0	0.00%
All Funds	105,478	105,478	0	0.00%
<b>3230 Social Security Taxes</b>				
4400 Lottery Funds Ltd	(28,903)	(28,903)	0	0.00%
3400 Other Funds Ltd	64,424	64,424	0	0.00%
6400 Federal Funds Ltd	12,035	12,035	0	0.00%
All Funds	47,556	47,556	0	0.00%
<b>3250 Workers Comp. Assess. (WCD)</b>				
4400 Lottery Funds Ltd	(52)	(52)	0	0.00%
3400 Other Funds Ltd	183	183	0	0.00%
6400 Federal Funds Ltd	43	43	0	0.00%
All Funds	174	174	0	0.00%
<b>3270 Flexible Benefits</b>				
4400 Lottery Funds Ltd	(31,666)	(31,666)	0	0.00%

Package Comparison Report - Detail  
 2019-21 Biennium  
 Business, Innovation, Trade

Cross Reference Number: 12300-210-00-00-00000  
 Package: Budget Alignment  
 Pkg Group: POL Pkg Type: POL Pkg Number: 115

Description	Agency Request Budget (V-01)	Governor's Budget (Y-01)	Column 2 Minus Column 1	% Change from Column 1 to Column 2
	Column 1	Column 2		
3400 Other Funds Ltd	110,830	110,830	0	0.00%
6400 Federal Funds Ltd	26,388	26,388	0	0.00%
All Funds	105,552	105,552	0	0.00%
<b>OTHER PAYROLL EXPENSES</b>				
4400 Lottery Funds Ltd	(124,801)	(124,801)	0	0.00%
3400 Other Funds Ltd	318,536	318,536	0	0.00%
6400 Federal Funds Ltd	65,208	65,208	0	0.00%
<b>TOTAL OTHER PAYROLL EXPENSES</b>	<b>\$258,943</b>	<b>\$258,943</b>	<b>\$0</b>	<b>0.00%</b>
<b>PERSONAL SERVICES</b>				
4400 Lottery Funds Ltd	(502,657)	(502,657)	0	0.00%
3400 Other Funds Ltd	1,160,660	1,160,660	0	0.00%
6400 Federal Funds Ltd	222,528	222,528	0	0.00%
<b>TOTAL PERSONAL SERVICES</b>	<b>\$880,531</b>	<b>\$880,531</b>	<b>\$0</b>	<b>0.00%</b>
<b>EXPENDITURES</b>				
4400 Lottery Funds Ltd	(502,657)	(502,657)	0	0.00%
3400 Other Funds Ltd	1,160,660	1,160,660	0	0.00%
6400 Federal Funds Ltd	222,528	222,528	0	0.00%
<b>TOTAL EXPENDITURES</b>	<b>\$880,531</b>	<b>\$880,531</b>	<b>\$0</b>	<b>0.00%</b>
<b>ENDING BALANCE</b>				

Description	Agency Request Budget (V-01)	Governor's Budget (Y-01)	Column 2 Minus Column 1	% Change from Column 1 to Column 2
	Column 1	Column 2		
4400 Lottery Funds Ltd	-	502,657	502,657	100.00%
3400 Other Funds Ltd	-	(1,160,660)	(1,160,660)	100.00%
6400 Federal Funds Ltd	-	(222,528)	(222,528)	100.00%
<b>TOTAL ENDING BALANCE</b>	-	<b>(\$880,531)</b>	<b>(\$880,531)</b>	<b>100.00%</b>
<b>AUTHORIZED POSITIONS</b>				
8150 Class/Unclass Positions	3	3	0	0.00%
<b>AUTHORIZED FTE</b>				
8250 Class/Unclass FTE Positions	4.00	4.00	0.00	0.00%

Package Comparison Report - Detail  
 2019-21 Biennium  
 Business, Innovation, Trade

Cross Reference Number: 12300-210-00-00-00000  
 Package: Oregon Growth Account Transfer  
 Pkg Group: POL Pkg Type: POL Pkg Number: 116

Description	Agency Request Budget (V-01)	Governor's Budget (Y-01)	Column 2 Minus Column 1	% Change from Column 1 to Column 2
	Column 1	Column 2		

**REVENUE CATEGORIES**

**LOAN REPAYMENT**

**0925 Loan Repayments**

3400 Other Funds Ltd	30,000,000	-	(30,000,000)	(100.00%)
----------------------	------------	---	--------------	-----------

**OTHER**

**0975 Other Revenues**

3400 Other Funds Ltd	4,500,000	-	(4,500,000)	(100.00%)
----------------------	-----------	---	-------------	-----------

**TRANSFERS IN**

**1040 Transfer In Lottery Proceeds**

4400 Lottery Funds Ltd	28,564,724	-	(28,564,724)	(100.00%)
------------------------	------------	---	--------------	-----------

**TRANSFERS IN**

4400 Lottery Funds Ltd	28,564,724	-	(28,564,724)	(100.00%)
------------------------	------------	---	--------------	-----------

<b>TOTAL TRANSFERS IN</b>	<b>\$28,564,724</b>	<b>-</b>	<b>(\$28,564,724)</b>	<b>(100.00%)</b>
---------------------------	---------------------	----------	-----------------------	------------------

**REVENUE CATEGORIES**

4400 Lottery Funds Ltd	28,564,724	-	(28,564,724)	(100.00%)
------------------------	------------	---	--------------	-----------

3400 Other Funds Ltd	34,500,000	-	(34,500,000)	(100.00%)
----------------------	------------	---	--------------	-----------

<b>TOTAL REVENUE CATEGORIES</b>	<b>\$63,064,724</b>	<b>-</b>	<b>(\$63,064,724)</b>	<b>(100.00%)</b>
---------------------------------	---------------------	----------	-----------------------	------------------

**AVAILABLE REVENUES**

4400 Lottery Funds Ltd	28,564,724	-	(28,564,724)	(100.00%)
------------------------	------------	---	--------------	-----------

Package Comparison Report - Detail  
 2019-21 Biennium  
 Business, Innovation, Trade

Cross Reference Number: 12300-210-00-00-00000  
 Package: Oregon Growth Account Transfer  
 Pkg Group: POL Pkg Type: POL Pkg Number: 116

Description	Agency Request Budget (V-01)	Governor's Budget (Y-01)	Column 2 Minus Column 1	% Change from Column 1 to Column 2
	Column 1	Column 2		
3400 Other Funds Ltd	34,500,000	-	(34,500,000)	(100.00%)
<b>TOTAL AVAILABLE REVENUES</b>	<b>\$63,064,724</b>	<b>-</b>	<b>(\$63,064,724)</b>	<b>(100.00%)</b>
<b>EXPENDITURES</b>				
<b>SERVICES &amp; SUPPLIES</b>				
<b>4575 Agency Program Related S and S</b>				
3400 Other Funds Ltd	50,000	-	(50,000)	(100.00%)
<b>4650 Other Services and Supplies</b>				
3400 Other Funds Ltd	400,000	-	(400,000)	(100.00%)
<b>SERVICES &amp; SUPPLIES</b>				
3400 Other Funds Ltd	450,000	-	(450,000)	(100.00%)
<b>TOTAL SERVICES &amp; SUPPLIES</b>	<b>\$450,000</b>	<b>-</b>	<b>(\$450,000)</b>	<b>(100.00%)</b>
<b>SPECIAL PAYMENTS</b>				
<b>6030 Dist to Non-Gov Units</b>				
4400 Lottery Funds Ltd	28,564,724	-	(28,564,724)	(100.00%)
3400 Other Funds Ltd	15,000,000	-	(15,000,000)	(100.00%)
All Funds	43,564,724	-	(43,564,724)	(100.00%)
<b>SPECIAL PAYMENTS</b>				
4400 Lottery Funds Ltd	28,564,724	-	(28,564,724)	(100.00%)
3400 Other Funds Ltd	15,000,000	-	(15,000,000)	(100.00%)

Package Comparison Report - Detail  
 2019-21 Biennium  
 Business, Innovation, Trade

Cross Reference Number: 12300-210-00-00-00000  
 Package: Oregon Growth Account Transfer  
 Pkg Group: POL Pkg Type: POL Pkg Number: 116

Description	Agency Request Budget (V-01)	Governor's Budget (Y-01)	Column 2 Minus Column 1	% Change from Column 1 to Column 2
	Column 1	Column 2		
<b>TOTAL SPECIAL PAYMENTS</b>	<b>\$43,564,724</b>	<b>-</b>	<b>(\$43,564,724)</b>	<b>(100.00%)</b>
<b>EXPENDITURES</b>				
4400 Lottery Funds Ltd	28,564,724	-	(28,564,724)	(100.00%)
3400 Other Funds Ltd	15,450,000	-	(15,450,000)	(100.00%)
<b>TOTAL EXPENDITURES</b>	<b>\$44,014,724</b>	<b>-</b>	<b>(\$44,014,724)</b>	<b>(100.00%)</b>
<b>ENDING BALANCE</b>				
4400 Lottery Funds Ltd	-	-	0	0.00%
3400 Other Funds Ltd	19,050,000	-	(19,050,000)	(100.00%)
<b>TOTAL ENDING BALANCE</b>	<b>\$19,050,000</b>	<b>-</b>	<b>(\$19,050,000)</b>	<b>(100.00%)</b>

Package Comparison Report - Detail  
 2019-21 Biennium  
 Infrastructure

Cross Reference Number: 12300-300-00-00-00000  
 Package: Non-PICS Psnl Svc / Vacancy Factor  
 Pkg Group: ESS Pkg Type: 010 Pkg Number: 010

Description	Agency Request Budget (V-01)	Governor's Budget (Y-01)	Column 2 Minus Column 1	% Change from Column 1 to Column 2
	Column 1	Column 2		

**REVENUE CATEGORIES**

**TRANSFERS IN**

**1107 Tsfr From Administrative Svcs**

4400 Lottery Funds Ltd	(18,421)	(18,421)	0	0.00%
------------------------	----------	----------	---	-------

**TRANSFERS IN**

4400 Lottery Funds Ltd	(18,421)	(18,421)	0	0.00%
------------------------	----------	----------	---	-------

**TOTAL TRANSFERS IN**

<b>(\$18,421)</b>	<b>(\$18,421)</b>	<b>\$0</b>	<b>0.00%</b>
-------------------	-------------------	------------	--------------

**REVENUE CATEGORIES**

4400 Lottery Funds Ltd	(18,421)	(18,421)	0	0.00%
------------------------	----------	----------	---	-------

**TOTAL REVENUE CATEGORIES**

<b>(\$18,421)</b>	<b>(\$18,421)</b>	<b>\$0</b>	<b>0.00%</b>
-------------------	-------------------	------------	--------------

**AVAILABLE REVENUES**

4400 Lottery Funds Ltd	(18,421)	(18,421)	0	0.00%
------------------------	----------	----------	---	-------

**TOTAL AVAILABLE REVENUES**

<b>(\$18,421)</b>	<b>(\$18,421)</b>	<b>\$0</b>	<b>0.00%</b>
-------------------	-------------------	------------	--------------

**EXPENDITURES**

**PERSONAL SERVICES**

**OTHER PAYROLL EXPENSES**

**3221 Pension Obligation Bond**

4400 Lottery Funds Ltd	5,211	5,211	0	0.00%
------------------------	-------	-------	---	-------

3400 Other Funds Ltd	21,670	21,670	0	0.00%
----------------------	--------	--------	---	-------

Package Comparison Report - Detail  
 2019-21 Biennium  
 Infrastructure

Cross Reference Number: 12300-300-00-00-00000  
 Package: Non-PICS Psnl Svc / Vacancy Factor  
 Pkg Group: ESS Pkg Type: 010 Pkg Number: 010

Description	Agency Request Budget (V-01)	Governor's Budget (Y-01)	Column 2 Minus Column 1	% Change from Column 1 to Column 2
	Column 1	Column 2		
6400 Federal Funds Ltd	3,347	3,347	0	0.00%
All Funds	30,228	30,228	0	0.00%
<b>3240 Unemployment Assessments</b>				
3400 Other Funds Ltd	3,563	3,563	0	0.00%
<b>3260 Mass Transit Tax</b>				
4400 Lottery Funds Ltd	(461)	(461)	0	0.00%
3400 Other Funds Ltd	2,386	2,386	0	0.00%
All Funds	1,925	1,925	0	0.00%
<b>OTHER PAYROLL EXPENSES</b>				
4400 Lottery Funds Ltd	4,750	4,750	0	0.00%
3400 Other Funds Ltd	27,619	27,619	0	0.00%
6400 Federal Funds Ltd	3,347	3,347	0	0.00%
<b>TOTAL OTHER PAYROLL EXPENSES</b>	<b>\$35,716</b>	<b>\$35,716</b>	<b>\$0</b>	<b>0.00%</b>
<b>P.S. BUDGET ADJUSTMENTS</b>				
<b>3455 Vacancy Savings</b>				
4400 Lottery Funds Ltd	(23,171)	(23,171)	0	0.00%
3400 Other Funds Ltd	87,634	87,634	0	0.00%
6400 Federal Funds Ltd	(3,408)	(3,408)	0	0.00%
All Funds	61,055	61,055	0	0.00%



Package Comparison Report - Detail  
 2019-21 Biennium  
 Infrastructure

Cross Reference Number: 12300-300-00-00-00000  
 Package: Non-PICS Psnl Svc / Vacancy Factor  
 Pkg Group: ESS Pkg Type: 010 Pkg Number: 010

Description	Agency Request Budget (V-01)	Governor's Budget (Y-01)	Column 2 Minus Column 1	% Change from Column 1 to Column 2
	Column 1	Column 2		
<b>P.S. BUDGET ADJUSTMENTS</b>				
4400 Lottery Funds Ltd	(23,171)	(23,171)	0	0.00%
3400 Other Funds Ltd	87,634	87,634	0	0.00%
6400 Federal Funds Ltd	(3,408)	(3,408)	0	0.00%
<b>TOTAL P.S. BUDGET ADJUSTMENTS</b>	<b>\$61,055</b>	<b>\$61,055</b>	<b>\$0</b>	<b>0.00%</b>
<b>PERSONAL SERVICES</b>				
4400 Lottery Funds Ltd	(18,421)	(18,421)	0	0.00%
3400 Other Funds Ltd	115,253	115,253	0	0.00%
6400 Federal Funds Ltd	(61)	(61)	0	0.00%
<b>TOTAL PERSONAL SERVICES</b>	<b>\$96,771</b>	<b>\$96,771</b>	<b>\$0</b>	<b>0.00%</b>
<b>EXPENDITURES</b>				
4400 Lottery Funds Ltd	(18,421)	(18,421)	0	0.00%
3400 Other Funds Ltd	115,253	115,253	0	0.00%
6400 Federal Funds Ltd	(61)	(61)	0	0.00%
<b>TOTAL EXPENDITURES</b>	<b>\$96,771</b>	<b>\$96,771</b>	<b>\$0</b>	<b>0.00%</b>
<b>ENDING BALANCE</b>				
4400 Lottery Funds Ltd	-	-	0	0.00%
3400 Other Funds Ltd	(115,253)	(115,253)	0	0.00%
6400 Federal Funds Ltd	61	61	0	0.00%

Package Comparison Report - Detail  
 2019-21 Biennium  
 Infrastructure

Cross Reference Number: 12300-300-00-00-00000  
 Package: Non-PICS Psnl Svc / Vacancy Factor  
 Pkg Group: ESS Pkg Type: 010 Pkg Number: 010

Description	Agency Request Budget (V-01)	Governor's Budget (Y-01)	Column 2 Minus Column 1	% Change from Column 1 to Column 2
	Column 1	Column 2		
<b>TOTAL ENDING BALANCE</b>	<b>(\$115,192)</b>	<b>(\$115,192)</b>	<b>\$0</b>	<b>0.00%</b>

Package Comparison Report - Detail  
 2019-21 Biennium  
 Infrastructure

Cross Reference Number: 12300-300-00-00-00000

Package: Phase - In

Pkg Group: ESS Pkg Type: 020 Pkg Number: 021

Description	Agency Request Budget (V-01)	Governor's Budget (Y-01)	Column 2 Minus Column 1	% Change from Column 1 to Column 2
	Column 1	Column 2		
<b>EXPENDITURES</b>				
<b>SPECIAL PAYMENTS</b>				
<b>6025 Dist to Other Gov Unit</b>				
3400 Other Funds Ltd	61,250,000	61,250,000	0	0.00%
<b>6040 Dist to Local School Districts</b>				
3400 Other Funds Ltd	110,309,500	110,309,500	0	0.00%
<b>SPECIAL PAYMENTS</b>				
3400 Other Funds Ltd	171,559,500	171,559,500	0	0.00%
<b>TOTAL SPECIAL PAYMENTS</b>	<b>\$171,559,500</b>	<b>\$171,559,500</b>	<b>\$0</b>	<b>0.00%</b>
<b>EXPENDITURES</b>				
3400 Other Funds Ltd	171,559,500	171,559,500	0	0.00%
<b>TOTAL EXPENDITURES</b>	<b>\$171,559,500</b>	<b>\$171,559,500</b>	<b>\$0</b>	<b>0.00%</b>
<b>ENDING BALANCE</b>				
3400 Other Funds Ltd	(171,559,500)	(171,559,500)	0	0.00%
<b>TOTAL ENDING BALANCE</b>	<b>(\$171,559,500)</b>	<b>(\$171,559,500)</b>	<b>\$0</b>	<b>0.00%</b>

Package Comparison Report - Detail  
 2019-21 Biennium  
 Infrastructure

Cross Reference Number: 12300-300-00-00-00000  
 Package: Phase-out Pgm & One-time Costs  
 Pkg Group: ESS Pkg Type: 020 Pkg Number: 022

Description	Agency Request Budget (V-01)	Governor's Budget (Y-01)	Column 2 Minus Column 1	% Change from Column 1 to Column 2
	Column 1	Column 2		

REVENUE CATEGORIES

GENERAL FUND APPROPRIATION

0050 General Fund Appropriation

8000 General Fund	(2,000,000)	(2,000,000)	0	0.00%
-------------------	-------------	-------------	---	-------

TRANSFERS IN

1107 Tsfr From Administrative Svcs

4400 Lottery Funds Ltd	(1,000,000)	(1,000,000)	0	0.00%
------------------------	-------------	-------------	---	-------

TRANSFERS IN

4400 Lottery Funds Ltd	(1,000,000)	(1,000,000)	0	0.00%
------------------------	-------------	-------------	---	-------

<b>TOTAL TRANSFERS IN</b>	<b>(\$1,000,000)</b>	<b>(\$1,000,000)</b>	<b>\$0</b>	<b>0.00%</b>
---------------------------	----------------------	----------------------	------------	--------------

REVENUE CATEGORIES

8000 General Fund	(2,000,000)	(2,000,000)	0	0.00%
-------------------	-------------	-------------	---	-------

4400 Lottery Funds Ltd	(1,000,000)	(1,000,000)	0	0.00%
------------------------	-------------	-------------	---	-------

<b>TOTAL REVENUE CATEGORIES</b>	<b>(\$3,000,000)</b>	<b>(\$3,000,000)</b>	<b>\$0</b>	<b>0.00%</b>
---------------------------------	----------------------	----------------------	------------	--------------

AVAILABLE REVENUES

8000 General Fund	(2,000,000)	(2,000,000)	0	0.00%
-------------------	-------------	-------------	---	-------

4400 Lottery Funds Ltd	(1,000,000)	(1,000,000)	0	0.00%
------------------------	-------------	-------------	---	-------

<b>TOTAL AVAILABLE REVENUES</b>	<b>(\$3,000,000)</b>	<b>(\$3,000,000)</b>	<b>\$0</b>	<b>0.00%</b>
---------------------------------	----------------------	----------------------	------------	--------------

EXPENDITURES

Package Comparison Report - Detail  
 2019-21 Biennium  
 Infrastructure

Cross Reference Number: 12300-300-00-00-00000  
 Package: Phase-out Pgm & One-time Costs  
 Pkg Group: ESS Pkg Type: 020 Pkg Number: 022

Description	Agency Request Budget (V-01)	Governor's Budget (Y-01)	Column 2 Minus Column 1	% Change from Column 1 to Column 2
	Column 1	Column 2		
<b>SPECIAL PAYMENTS</b>				
<b>6025 Dist to Other Gov Unit</b>				
8000 General Fund	(2,000,000)	(2,000,000)	0	0.00%
4400 Lottery Funds Ltd	(1,000,000)	(1,000,000)	0	0.00%
3400 Other Funds Ltd	(39,250,000)	(39,250,000)	0	0.00%
All Funds	(42,250,000)	(42,250,000)	0	0.00%
<b>6040 Dist to Local School Districts</b>				
3400 Other Funds Ltd	(114,690,500)	(114,690,500)	0	0.00%
<b>SPECIAL PAYMENTS</b>				
8000 General Fund	(2,000,000)	(2,000,000)	0	0.00%
4400 Lottery Funds Ltd	(1,000,000)	(1,000,000)	0	0.00%
3400 Other Funds Ltd	(153,940,500)	(153,940,500)	0	0.00%
<b>TOTAL SPECIAL PAYMENTS</b>	<b>(\$156,940,500)</b>	<b>(\$156,940,500)</b>	<b>\$0</b>	<b>0.00%</b>
<b>EXPENDITURES</b>				
8000 General Fund	(2,000,000)	(2,000,000)	0	0.00%
4400 Lottery Funds Ltd	(1,000,000)	(1,000,000)	0	0.00%
3400 Other Funds Ltd	(153,940,500)	(153,940,500)	0	0.00%
<b>TOTAL EXPENDITURES</b>	<b>(\$156,940,500)</b>	<b>(\$156,940,500)</b>	<b>\$0</b>	<b>0.00%</b>

**ENDING BALANCE**

Package Comparison Report - Detail  
 2019-21 Biennium  
 Infrastructure

Cross Reference Number: 12300-300-00-00-00000  
 Package: Phase-out Pgm & One-time Costs  
 Pkg Group: ESS Pkg Type: 020 Pkg Number: 022

Description	Agency Request Budget (V-01)	Governor's Budget (Y-01)	Column 2 Minus Column 1	% Change from Column 1 to Column 2
	Column 1	Column 2		
8000 General Fund	-	-	0	0.00%
4400 Lottery Funds Ltd	-	-	0	0.00%
3400 Other Funds Ltd	153,940,500	153,940,500	0	0.00%
<b>TOTAL ENDING BALANCE</b>	<b>\$153,940,500</b>	<b>\$153,940,500</b>	<b>\$0</b>	<b>0.00%</b>

Package Comparison Report - Detail  
 2019-21 Biennium  
 Infrastructure

Cross Reference Number: 12300-300-00-00-00000

Package: Standard Inflation

Pkg Group: ESS Pkg Type: 030 Pkg Number: 031

Description	Agency Request Budget (V-01)	Governor's Budget (Y-01)	Column 2 Minus Column 1	% Change from Column 1 to Column 2
	Column 1	Column 2		

REVENUE CATEGORIES

TRANSFERS IN

1107 Tsfr From Administrative Svcs

4400 Lottery Funds Ltd	123,236	123,236	0	0.00%
------------------------	---------	---------	---	-------

TRANSFERS IN

4400 Lottery Funds Ltd	123,236	123,236	0	0.00%
------------------------	---------	---------	---	-------

<b>TOTAL TRANSFERS IN</b>	<b>\$123,236</b>	<b>\$123,236</b>	<b>\$0</b>	<b>0.00%</b>
---------------------------	------------------	------------------	------------	--------------

REVENUE CATEGORIES

4400 Lottery Funds Ltd	123,236	123,236	0	0.00%
------------------------	---------	---------	---	-------

<b>TOTAL REVENUE CATEGORIES</b>	<b>\$123,236</b>	<b>\$123,236</b>	<b>\$0</b>	<b>0.00%</b>
---------------------------------	------------------	------------------	------------	--------------

AVAILABLE REVENUES

4400 Lottery Funds Ltd	123,236	123,236	0	0.00%
------------------------	---------	---------	---	-------

<b>TOTAL AVAILABLE REVENUES</b>	<b>\$123,236</b>	<b>\$123,236</b>	<b>\$0</b>	<b>0.00%</b>
---------------------------------	------------------	------------------	------------	--------------

EXPENDITURES

SERVICES & SUPPLIES

4100 Instate Travel

4400 Lottery Funds Ltd	493	493	0	0.00%
------------------------	-----	-----	---	-------

3400 Other Funds Ltd	5,286	5,286	0	0.00%
----------------------	-------	-------	---	-------

6400 Federal Funds Ltd	1,441	1,441	0	0.00%
------------------------	-------	-------	---	-------

Package Comparison Report - Detail  
 2019-21 Biennium  
 Infrastructure

Cross Reference Number: 12300-300-00-00-00000

Package: Standard Inflation

Pkg Group: ESS Pkg Type: 030 Pkg Number: 031

Description	Agency Request Budget (V-01)	Governor's Budget (Y-01)	Column 2 Minus Column 1	% Change from Column 1 to Column 2
	Column 1	Column 2		
All Funds	7,220	7,220	0	0.00%
<b>4125 Out of State Travel</b>				
4400 Lottery Funds Ltd	162	162	0	0.00%
3400 Other Funds Ltd	1,792	1,792	0	0.00%
6400 Federal Funds Ltd	956	956	0	0.00%
All Funds	2,910	2,910	0	0.00%
<b>4150 Employee Training</b>				
4400 Lottery Funds Ltd	197	197	0	0.00%
3400 Other Funds Ltd	1,630	1,630	0	0.00%
6400 Federal Funds Ltd	507	507	0	0.00%
All Funds	2,334	2,334	0	0.00%
<b>4175 Office Expenses</b>				
4400 Lottery Funds Ltd	283	283	0	0.00%
3400 Other Funds Ltd	2,229	2,229	0	0.00%
6400 Federal Funds Ltd	1,594	1,594	0	0.00%
All Funds	4,106	4,106	0	0.00%
<b>4200 Telecommunications</b>				
4400 Lottery Funds Ltd	348	348	0	0.00%
3400 Other Funds Ltd	1,152	1,152	0	0.00%



Package Comparison Report - Detail  
 2019-21 Biennium  
 Infrastructure

Cross Reference Number: 12300-300-00-00-00000

Package: Standard Inflation

Pkg Group: ESS Pkg Type: 030 Pkg Number: 031

Description	Agency Request Budget (V-01)	Governor's Budget (Y-01)	Column 2 Minus Column 1	% Change from Column 1 to Column 2
	Column 1	Column 2		
6400 Federal Funds Ltd	63	63	0	0.00%
All Funds	1,563	1,563	0	0.00%
<b>4225 State Gov. Service Charges</b>				
4400 Lottery Funds Ltd	104,469	104,469	0	0.00%
3400 Other Funds Ltd	203,971	203,971	0	0.00%
All Funds	308,440	308,440	0	0.00%
<b>4250 Data Processing</b>				
3400 Other Funds Ltd	127	127	0	0.00%
6400 Federal Funds Ltd	151	151	0	0.00%
All Funds	278	278	0	0.00%
<b>4275 Publicity and Publications</b>				
4400 Lottery Funds Ltd	55	55	0	0.00%
3400 Other Funds Ltd	1,333	1,333	0	0.00%
6400 Federal Funds Ltd	1,496	1,496	0	0.00%
All Funds	2,884	2,884	0	0.00%
<b>4300 Professional Services</b>				
4400 Lottery Funds Ltd	4,151	4,151	0	0.00%
3400 Other Funds Ltd	31,964	31,964	0	0.00%
6400 Federal Funds Ltd	10,158	10,158	0	0.00%

Package Comparison Report - Detail  
 2019-21 Biennium  
 Infrastructure

Cross Reference Number: 12300-300-00-00-00000

Package: Standard Inflation

Pkg Group: ESS Pkg Type: 030 Pkg Number: 031

Description	Agency Request Budget (V-01)	Governor's Budget (Y-01)	Column 2 Minus Column 1	% Change from Column 1 to Column 2
	Column 1	Column 2		
All Funds	46,273	46,273	0	0.00%
<b>4315 IT Professional Services</b>				
3400 Other Funds Ltd	93	93	0	0.00%
<b>4325 Attorney General</b>				
4400 Lottery Funds Ltd	2,513	2,513	0	0.00%
3400 Other Funds Ltd	15,145	15,145	0	0.00%
6400 Federal Funds Ltd	4,107	4,107	0	0.00%
All Funds	21,765	21,765	0	0.00%
<b>4375 Employee Recruitment and Develop</b>				
4400 Lottery Funds Ltd	1	1	0	0.00%
3400 Other Funds Ltd	273	273	0	0.00%
6400 Federal Funds Ltd	208	208	0	0.00%
All Funds	482	482	0	0.00%
<b>4400 Dues and Subscriptions</b>				
4400 Lottery Funds Ltd	20	20	0	0.00%
3400 Other Funds Ltd	573	573	0	0.00%
6400 Federal Funds Ltd	644	644	0	0.00%
All Funds	1,237	1,237	0	0.00%
<b>4425 Facilities Rental and Taxes</b>				

Package Comparison Report - Detail  
 2019-21 Biennium  
 Infrastructure

Cross Reference Number: 12300-300-00-00-00000

Package: Standard Inflation

Pkg Group: ESS Pkg Type: 030 Pkg Number: 031

Description	Agency Request Budget (V-01)	Governor's Budget (Y-01)	Column 2 Minus Column 1	% Change from Column 1 to Column 2
	Column 1	Column 2		
4400 Lottery Funds Ltd	873	873	0	0.00%
3400 Other Funds Ltd	11,103	11,103	0	0.00%
6400 Federal Funds Ltd	2,129	2,129	0	0.00%
All Funds	14,105	14,105	0	0.00%
<b>4575 Agency Program Related S and S</b>				
3400 Other Funds Ltd	353	353	0	0.00%
6400 Federal Funds Ltd	1,600	1,600	0	0.00%
All Funds	1,953	1,953	0	0.00%
<b>4650 Other Services and Supplies</b>				
3400 Other Funds Ltd	99,656	99,656	0	0.00%
<b>4700 Expendable Prop 250 - 5000</b>				
4400 Lottery Funds Ltd	171	171	0	0.00%
3400 Other Funds Ltd	1,289	1,289	0	0.00%
6400 Federal Funds Ltd	1,821	1,821	0	0.00%
All Funds	3,281	3,281	0	0.00%
<b>4715 IT Expendable Property</b>				
3400 Other Funds Ltd	205	205	0	0.00%
<b>SERVICES &amp; SUPPLIES</b>				
4400 Lottery Funds Ltd	113,736	113,736	0	0.00%

Package Comparison Report - Detail  
 2019-21 Biennium  
 Infrastructure

Cross Reference Number: 12300-300-00-00-00000

Package: Standard Inflation

Pkg Group: ESS Pkg Type: 030 Pkg Number: 031

Description	Agency Request Budget (V-01)	Governor's Budget (Y-01)	Column 2 Minus Column 1	% Change from Column 1 to Column 2
	Column 1	Column 2		
3400 Other Funds Ltd	378,174	378,174	0	0.00%
6400 Federal Funds Ltd	26,875	26,875	0	0.00%
<b>TOTAL SERVICES &amp; SUPPLIES</b>	<b>\$518,785</b>	<b>\$518,785</b>	<b>\$0</b>	<b>0.00%</b>
<b>SPECIAL PAYMENTS</b>				
<b>6015 Dist to Cities</b>				
6400 Federal Funds Ltd	780,162	780,162	0	0.00%
<b>6020 Dist to Counties</b>				
6400 Federal Funds Ltd	340,607	340,607	0	0.00%
<b>6025 Dist to Other Gov Unit</b>				
4400 Lottery Funds Ltd	9,500	9,500	0	0.00%
3400 Other Funds Ltd	1,467,373	1,467,373	0	0.00%
All Funds	1,476,873	1,476,873	0	0.00%
<b>6030 Dist to Non-Gov Units</b>				
6400 Federal Funds Ltd	74,490	74,490	0	0.00%
<b>6040 Dist to Local School Districts</b>				
3400 Other Funds Ltd	5,426,381	5,426,381	0	0.00%
<b>6080 Loans Made - Other</b>				
6400 Federal Funds Ltd	22,402	22,402	0	0.00%
<b>SPECIAL PAYMENTS</b>				

Package Comparison Report - Detail  
 2019-21 Biennium  
 Infrastructure

Cross Reference Number: 12300-300-00-00-00000

Package: Standard Inflation

Pkg Group: ESS Pkg Type: 030 Pkg Number: 031

Description	Agency Request Budget (V-01)	Governor's Budget (Y-01)	Column 2 Minus Column 1	% Change from Column 1 to Column 2
	Column 1	Column 2		
4400 Lottery Funds Ltd	9,500	9,500	0	0.00%
3400 Other Funds Ltd	6,893,754	6,893,754	0	0.00%
6400 Federal Funds Ltd	1,217,661	1,217,661	0	0.00%
<b>TOTAL SPECIAL PAYMENTS</b>	<b>\$8,120,915</b>	<b>\$8,120,915</b>	<b>\$0</b>	<b>0.00%</b>
<b>EXPENDITURES</b>				
4400 Lottery Funds Ltd	123,236	123,236	0	0.00%
3400 Other Funds Ltd	7,271,928	7,271,928	0	0.00%
6400 Federal Funds Ltd	1,244,536	1,244,536	0	0.00%
<b>TOTAL EXPENDITURES</b>	<b>\$8,639,700</b>	<b>\$8,639,700</b>	<b>\$0</b>	<b>0.00%</b>
<b>ENDING BALANCE</b>				
4400 Lottery Funds Ltd	-	-	0	0.00%
3400 Other Funds Ltd	(7,271,928)	(7,271,928)	0	0.00%
6400 Federal Funds Ltd	(1,244,536)	(1,244,536)	0	0.00%
<b>TOTAL ENDING BALANCE</b>	<b>(\$8,516,464)</b>	<b>(\$8,516,464)</b>	<b>\$0</b>	<b>0.00%</b>

Package Comparison Report - Detail  
 2019-21 Biennium  
 Infrastructure

Cross Reference Number: 12300-300-00-00-00000

Package: Analyst Adjustments

Pkg Group: POL Pkg Type: 090 Pkg Number: 090

Description	Agency Request Budget (V-01)	Governor's Budget (Y-01)	Column 2 Minus Column 1	% Change from Column 1 to Column 2
	Column 1	Column 2		

**REVENUE CATEGORIES**

**BOND SALES**

**0565 Lottery Bonds**

3400 Other Funds Ltd	-	(20,262,060)	(20,262,060)	100.00%
----------------------	---	--------------	--------------	---------

**BOND SALES**

3400 Other Funds Ltd	-	(20,262,060)	(20,262,060)	100.00%
----------------------	---	--------------	--------------	---------

<b>TOTAL BOND SALES</b>	-	<b>(\$20,262,060)</b>	<b>(\$20,262,060)</b>	<b>100.00%</b>
-------------------------	---	-----------------------	-----------------------	----------------

**TRANSFERS IN**

**1107 Tsfr From Administrative Svcs**

4400 Lottery Funds Ltd	-	1,367,735	1,367,735	100.00%
------------------------	---	-----------	-----------	---------

**TRANSFERS IN**

4400 Lottery Funds Ltd	-	1,367,735	1,367,735	100.00%
------------------------	---	-----------	-----------	---------

<b>TOTAL TRANSFERS IN</b>	-	<b>\$1,367,735</b>	<b>\$1,367,735</b>	<b>100.00%</b>
---------------------------	---	--------------------	--------------------	----------------

**REVENUE CATEGORIES**

4400 Lottery Funds Ltd	-	1,367,735	1,367,735	100.00%
------------------------	---	-----------	-----------	---------

3400 Other Funds Ltd	-	(20,262,060)	(20,262,060)	100.00%
----------------------	---	--------------	--------------	---------

<b>TOTAL REVENUE CATEGORIES</b>	-	<b>(\$18,894,325)</b>	<b>(\$18,894,325)</b>	<b>100.00%</b>
---------------------------------	---	-----------------------	-----------------------	----------------

**AVAILABLE REVENUES**

4400 Lottery Funds Ltd	-	1,367,735	1,367,735	100.00%
------------------------	---	-----------	-----------	---------

Package Comparison Report - Detail  
 2019-21 Biennium  
 Infrastructure

Cross Reference Number: 12300-300-00-00-00000  
 Package: Analyst Adjustments  
 Pkg Group: POL Pkg Type: 090 Pkg Number: 090

Description	Agency Request Budget (V-01)	Governor's Budget (Y-01)	Column 2 Minus Column 1	% Change from Column 1 to Column 2
	Column 1	Column 2		
3400 Other Funds Ltd	-	(20,262,060)	(20,262,060)	100.00%
<b>TOTAL AVAILABLE REVENUES</b>	-	<b>(\$18,894,325)</b>	<b>(\$18,894,325)</b>	<b>100.00%</b>

**EXPENDITURES**

**PERSONAL SERVICES**

**SALARIES & WAGES**

**3110 Class/Unclass Sal. and Per Diem**

4400 Lottery Funds Ltd - 639,148 639,148 100.00%

**OTHER PAYROLL EXPENSES**

**3210 Empl. Rel. Bd. Assessments**

4400 Lottery Funds Ltd - 288 288 100.00%

**3220 Public Employees Retire Cont**

4400 Lottery Funds Ltd - 108,463 108,463 100.00%

**3230 Social Security Taxes**

4400 Lottery Funds Ltd - 48,895 48,895 100.00%

**3250 Workers Comp. Assess. (WCD)**

4400 Lottery Funds Ltd - 279 279 100.00%

**3270 Flexible Benefits**

4400 Lottery Funds Ltd - 167,124 167,124 100.00%

**OTHER PAYROLL EXPENSES**

Package Comparison Report - Detail  
 2019-21 Biennium  
 Infrastructure

Cross Reference Number: 12300-300-00-00-00000

Package: Analyst Adjustments

Pkg Group: POL Pkg Type: 090 Pkg Number: 090

Description	Agency Request Budget (V-01)	Governor's Budget (Y-01)	Column 2 Minus Column 1	% Change from Column 1 to Column 2
	Column 1	Column 2		
4400 Lottery Funds Ltd	-	325,049	325,049	100.00%
<b>TOTAL OTHER PAYROLL EXPENSES</b>	-	<b>\$325,049</b>	<b>\$325,049</b>	<b>100.00%</b>
<b>P.S. BUDGET ADJUSTMENTS</b>				
<b>3465 Reconciliation Adjustment</b>				
4400 Lottery Funds Ltd	-	3,938	3,938	100.00%
<b>P.S. BUDGET ADJUSTMENTS</b>				
4400 Lottery Funds Ltd	-	3,938	3,938	100.00%
<b>TOTAL P.S. BUDGET ADJUSTMENTS</b>	-	<b>\$3,938</b>	<b>\$3,938</b>	<b>100.00%</b>
<b>PERSONAL SERVICES</b>				
4400 Lottery Funds Ltd	-	968,135	968,135	100.00%
<b>TOTAL PERSONAL SERVICES</b>	-	<b>\$968,135</b>	<b>\$968,135</b>	<b>100.00%</b>
<b>SERVICES &amp; SUPPLIES</b>				
<b>4100 Instate Travel</b>				
4400 Lottery Funds Ltd	-	5,000	5,000	100.00%
<b>4150 Employee Training</b>				
4400 Lottery Funds Ltd	-	2,500	2,500	100.00%
<b>4175 Office Expenses</b>				
4400 Lottery Funds Ltd	-	9,000	9,000	100.00%
<b>4200 Telecommunications</b>				



Package Comparison Report - Detail  
 2019-21 Biennium  
 Infrastructure

Cross Reference Number: 12300-300-00-00-00000

Package: Analyst Adjustments

Pkg Group: POL Pkg Type: 090 Pkg Number: 090

Description	Agency Request Budget (V-01)	Governor's Budget (Y-01)	Column 2 Minus Column 1	% Change from Column 1 to Column 2
	Column 1	Column 2		
4400 Lottery Funds Ltd	-	17,500	17,500	100.00%
<b>4325 Attorney General</b>				
4400 Lottery Funds Ltd	-	44,000	44,000	100.00%
<b>4575 Agency Program Related S and S</b>				
4400 Lottery Funds Ltd	-	50,000	50,000	100.00%
<b>4650 Other Services and Supplies</b>				
3400 Other Funds Ltd	-	(262,060)	(262,060)	100.00%
<b>4700 Expendable Prop 250 - 5000</b>				
4400 Lottery Funds Ltd	-	21,600	21,600	100.00%
<b>SERVICES &amp; SUPPLIES</b>				
4400 Lottery Funds Ltd	-	149,600	149,600	100.00%
3400 Other Funds Ltd	-	(262,060)	(262,060)	100.00%
<b>TOTAL SERVICES &amp; SUPPLIES</b>	-	<b>(\$112,460)</b>	<b>(\$112,460)</b>	<b>100.00%</b>
<b>SPECIAL PAYMENTS</b>				
<b>6025 Dist to Other Gov Unit</b>				
3400 Other Funds Ltd	-	(20,000,000)	(20,000,000)	100.00%
<b>6030 Dist to Non-Gov Units</b>				
4400 Lottery Funds Ltd	-	250,000	250,000	100.00%
<b>SPECIAL PAYMENTS</b>				

Package Comparison Report - Detail  
 2019-21 Biennium  
 Infrastructure

Cross Reference Number: 12300-300-00-00-00000

Package: Analyst Adjustments

Pkg Group: POL Pkg Type: 090 Pkg Number: 090

Description	Agency Request Budget (V-01)	Governor's Budget (Y-01)	Column 2 Minus Column 1	% Change from Column 1 to Column 2
	Column 1	Column 2		
4400 Lottery Funds Ltd	-	250,000	250,000	100.00%
3400 Other Funds Ltd	-	(20,000,000)	(20,000,000)	100.00%
<b>TOTAL SPECIAL PAYMENTS</b>	-	<b>(\$19,750,000)</b>	<b>(\$19,750,000)</b>	<b>100.00%</b>
<b>EXPENDITURES</b>				
4400 Lottery Funds Ltd	-	1,367,735	1,367,735	100.00%
3400 Other Funds Ltd	-	(20,262,060)	(20,262,060)	100.00%
<b>TOTAL EXPENDITURES</b>	-	<b>(\$18,894,325)</b>	<b>(\$18,894,325)</b>	<b>100.00%</b>
<b>ENDING BALANCE</b>				
4400 Lottery Funds Ltd	-	-	0	0.00%
3400 Other Funds Ltd	-	-	0	0.00%
<b>TOTAL ENDING BALANCE</b>	-	-	<b>\$0</b>	<b>0.00%</b>
<b>AUTHORIZED POSITIONS</b>				
8150 Class/Unclass Positions	-	9	9	100.00%
<b>AUTHORIZED FTE</b>				
8250 Class/Unclass FTE Positions	-	4.74	4.74	100.00%
8280 FTE Reconciliation	-	0.01	0.01	100.00%
<b>TOTAL AUTHORIZED FTE</b>	-	<b>4.75</b>	<b>4.75</b>	<b>100.00%</b>

Package Comparison Report - Detail  
 2019-21 Biennium  
 Infrastructure

Cross Reference Number: 12300-300-00-00-00000  
 Package: Statewide Adjustment DAS Chgs  
 Pkg Group: POL Pkg Type: 090 Pkg Number: 091

Description	Agency Request Budget (V-01)	Governor's Budget (Y-01)	Column 2 Minus Column 1	% Change from Column 1 to Column 2
	Column 1	Column 2		

**REVENUE CATEGORIES**

**TRANSFERS IN**

**1107 Tsfr From Administrative Svcs**

4400 Lottery Funds Ltd	-	(2,156)	(2,156)	100.00%
------------------------	---	---------	---------	---------

**TRANSFERS IN**

4400 Lottery Funds Ltd	-	(2,156)	(2,156)	100.00%
------------------------	---	---------	---------	---------

<b>TOTAL TRANSFERS IN</b>	-	<b>(\$2,156)</b>	<b>(\$2,156)</b>	<b>100.00%</b>
---------------------------	---	------------------	------------------	----------------

**REVENUE CATEGORIES**

4400 Lottery Funds Ltd	-	(2,156)	(2,156)	100.00%
------------------------	---	---------	---------	---------

<b>TOTAL REVENUE CATEGORIES</b>	-	<b>(\$2,156)</b>	<b>(\$2,156)</b>	<b>100.00%</b>
---------------------------------	---	------------------	------------------	----------------

**AVAILABLE REVENUES**

4400 Lottery Funds Ltd	-	(2,156)	(2,156)	100.00%
------------------------	---	---------	---------	---------

<b>TOTAL AVAILABLE REVENUES</b>	-	<b>(\$2,156)</b>	<b>(\$2,156)</b>	<b>100.00%</b>
---------------------------------	---	------------------	------------------	----------------

**EXPENDITURES**

**SERVICES & SUPPLIES**

**4225 State Gov. Service Charges**

4400 Lottery Funds Ltd	-	(1,278)	(1,278)	100.00%
------------------------	---	---------	---------	---------

3400 Other Funds Ltd	-	(8,184)	(8,184)	100.00%
----------------------	---	---------	---------	---------

All Funds	-	(9,462)	(9,462)	100.00%
-----------	---	---------	---------	---------

Package Comparison Report - Detail  
 2019-21 Biennium  
 Infrastructure

Cross Reference Number: 12300-300-00-00-00000  
 Package: Statewide Adjustment DAS Chgs  
 Pkg Group: POL Pkg Type: 090 Pkg Number: 091

Description	Agency Request Budget (V-01)	Governor's Budget (Y-01)	Column 2 Minus Column 1	% Change from Column 1 to Column 2
	Column 1	Column 2		
<b>4275 Publicity and Publications</b>				
4400 Lottery Funds Ltd	-	(878)	(878)	100.00%
<b>4575 Agency Program Related S and S</b>				
3400 Other Funds Ltd	-	(5,618)	(5,618)	100.00%
<b>SERVICES &amp; SUPPLIES</b>				
4400 Lottery Funds Ltd	-	(2,156)	(2,156)	100.00%
3400 Other Funds Ltd	-	(13,802)	(13,802)	100.00%
<b>TOTAL SERVICES &amp; SUPPLIES</b>	-	<b>(\$15,958)</b>	<b>(\$15,958)</b>	<b>100.00%</b>
<b>EXPENDITURES</b>				
4400 Lottery Funds Ltd	-	(2,156)	(2,156)	100.00%
3400 Other Funds Ltd	-	(13,802)	(13,802)	100.00%
<b>TOTAL EXPENDITURES</b>	-	<b>(\$15,958)</b>	<b>(\$15,958)</b>	<b>100.00%</b>
<b>ENDING BALANCE</b>				
4400 Lottery Funds Ltd	-	-	0	0.00%
3400 Other Funds Ltd	-	13,802	13,802	100.00%
<b>TOTAL ENDING BALANCE</b>	-	<b>\$13,802</b>	<b>\$13,802</b>	<b>100.00%</b>

Package Comparison Report - Detail  
 2019-21 Biennium  
 Infrastructure

Cross Reference Number: 12300-300-00-00-00000  
 Package: Statewide AG Adjustment  
 Pkg Group: POL Pkg Type: 090 Pkg Number: 092

Description	Agency Request Budget (V-01)	Governor's Budget (Y-01)	Column 2 Minus Column 1	% Change from Column 1 to Column 2
	Column 1	Column 2		

**REVENUE CATEGORIES**

**TRANSFERS IN**

**1107 Tsfr From Administrative Svcs**

4400 Lottery Funds Ltd	-	(892)	(892)	100.00%
------------------------	---	-------	-------	---------

**TRANSFERS IN**

4400 Lottery Funds Ltd	-	(892)	(892)	100.00%
------------------------	---	-------	-------	---------

<b>TOTAL TRANSFERS IN</b>	-	<b>(\$892)</b>	<b>(\$892)</b>	<b>100.00%</b>
---------------------------	---	----------------	----------------	----------------

**REVENUE CATEGORIES**

4400 Lottery Funds Ltd	-	(892)	(892)	100.00%
------------------------	---	-------	-------	---------

<b>TOTAL REVENUE CATEGORIES</b>	-	<b>(\$892)</b>	<b>(\$892)</b>	<b>100.00%</b>
---------------------------------	---	----------------	----------------	----------------

**AVAILABLE REVENUES**

4400 Lottery Funds Ltd	-	(892)	(892)	100.00%
------------------------	---	-------	-------	---------

<b>TOTAL AVAILABLE REVENUES</b>	-	<b>(\$892)</b>	<b>(\$892)</b>	<b>100.00%</b>
---------------------------------	---	----------------	----------------	----------------

**EXPENDITURES**

**SERVICES & SUPPLIES**

**4325 Attorney General**

4400 Lottery Funds Ltd	-	(892)	(892)	100.00%
------------------------	---	-------	-------	---------

3200 Other Funds Non-Ltd	-	(5,240)	(5,240)	100.00%
--------------------------	---	---------	---------	---------

3400 Other Funds Ltd	-	(5,376)	(5,376)	100.00%
----------------------	---	---------	---------	---------

Package Comparison Report - Detail  
 2019-21 Biennium  
 Infrastructure

Cross Reference Number: 12300-300-00-00-00000  
 Package: Statewide AG Adjustment  
 Pkg Group: POL Pkg Type: 090 Pkg Number: 092

Description	Agency Request Budget (V-01)	Governor's Budget (Y-01)	Column 2 Minus Column 1	% Change from Column 1 to Column 2
	Column 1	Column 2		
6400 Federal Funds Ltd	-	(1,458)	(1,458)	100.00%
All Funds	-	(12,966)	(12,966)	100.00%
<b>SERVICES &amp; SUPPLIES</b>				
4400 Lottery Funds Ltd	-	(892)	(892)	100.00%
3200 Other Funds Non-Ltd	-	(5,240)	(5,240)	100.00%
3400 Other Funds Ltd	-	(5,376)	(5,376)	100.00%
6400 Federal Funds Ltd	-	(1,458)	(1,458)	100.00%
<b>TOTAL SERVICES &amp; SUPPLIES</b>	-	<b>(\$12,966)</b>	<b>(\$12,966)</b>	<b>100.00%</b>
<b>EXPENDITURES</b>				
4400 Lottery Funds Ltd	-	(892)	(892)	100.00%
3200 Other Funds Non-Ltd	-	(5,240)	(5,240)	100.00%
3400 Other Funds Ltd	-	(5,376)	(5,376)	100.00%
6400 Federal Funds Ltd	-	(1,458)	(1,458)	100.00%
<b>TOTAL EXPENDITURES</b>	-	<b>(\$12,966)</b>	<b>(\$12,966)</b>	<b>100.00%</b>
<b>ENDING BALANCE</b>				
4400 Lottery Funds Ltd	-	-	0	0.00%
3200 Other Funds Non-Ltd	-	5,240	5,240	100.00%
3400 Other Funds Ltd	-	5,376	5,376	100.00%
6400 Federal Funds Ltd	-	1,458	1,458	100.00%

**Package Comparison Report - Detail  
2019-21 Biennium  
Infrastructure**

**Cross Reference Number: 12300-300-00-00-00000  
Package: Statewide AG Adjustment  
Pkg Group: POL Pkg Type: 090 Pkg Number: 092**

Description	Agency Request Budget (V-01)	Governor's Budget (Y-01)	Column 2 Minus Column 1	% Change from Column 1 to Column 2
	Column 1	Column 2		
<b>TOTAL ENDING BALANCE</b>	-	\$12,074	\$12,074	100.00%

Package Comparison Report - Detail  
 2019-21 Biennium  
 Infrastructure

Cross Reference Number: 12300-300-00-00-00000  
 Package: Special Public Works Fund  
 Pkg Group: POL Pkg Type: POL Pkg Number: 104

Description	Agency Request Budget (V-01)	Governor's Budget (Y-01)	Column 2 Minus Column 1	% Change from Column 1 to Column 2
	Column 1	Column 2		

**REVENUE CATEGORIES**

**BOND SALES**

**0565 Lottery Bonds**

3200 Other Funds Non-Ltd	85,000,000	79,450,000	(5,550,000)	(6.53%)
3400 Other Funds Ltd	1,269,865	1,202,003	(67,862)	(5.34%)
All Funds	86,269,865	80,652,003	(5,617,862)	(6.51%)

**BOND SALES**

3200 Other Funds Non-Ltd	85,000,000	79,450,000	(5,550,000)	(6.53%)
3400 Other Funds Ltd	1,269,865	1,202,003	(67,862)	(5.34%)

<b>TOTAL BOND SALES</b>	<b>\$86,269,865</b>	<b>\$80,652,003</b>	<b>(\$5,617,862)</b>	<b>(6.51%)</b>
-------------------------	---------------------	---------------------	----------------------	----------------

**REVENUE CATEGORIES**

3200 Other Funds Non-Ltd	85,000,000	79,450,000	(5,550,000)	(6.53%)
3400 Other Funds Ltd	1,269,865	1,202,003	(67,862)	(5.34%)

<b>TOTAL REVENUE CATEGORIES</b>	<b>\$86,269,865</b>	<b>\$80,652,003</b>	<b>(\$5,617,862)</b>	<b>(6.51%)</b>
---------------------------------	---------------------	---------------------	----------------------	----------------

**AVAILABLE REVENUES**

3200 Other Funds Non-Ltd	85,000,000	79,450,000	(5,550,000)	(6.53%)
3400 Other Funds Ltd	1,269,865	1,202,003	(67,862)	(5.34%)

<b>TOTAL AVAILABLE REVENUES</b>	<b>\$86,269,865</b>	<b>\$80,652,003</b>	<b>(\$5,617,862)</b>	<b>(6.51%)</b>
---------------------------------	---------------------	---------------------	----------------------	----------------

**EXPENDITURES**



Package Comparison Report - Detail  
 2019-21 Biennium  
 Infrastructure

Cross Reference Number: 12300-300-00-00-00000  
 Package: Special Public Works Fund  
 Pkg Group: POL Pkg Type: POL Pkg Number: 104

Description	Agency Request Budget (V-01)	Governor's Budget (Y-01)	Column 2 Minus Column 1	% Change from Column 1 to Column 2
	Column 1	Column 2		
<b>SERVICES &amp; SUPPLIES</b>				
<b>4650 Other Services and Supplies</b>				
3400 Other Funds Ltd	1,269,865	1,202,003	(67,862)	(5.34%)
<b>SERVICES &amp; SUPPLIES</b>				
3400 Other Funds Ltd	1,269,865	1,202,003	(67,862)	(5.34%)
<b>TOTAL SERVICES &amp; SUPPLIES</b>	<b>\$1,269,865</b>	<b>\$1,202,003</b>	<b>(\$67,862)</b>	<b>(5.34%)</b>
<b>SPECIAL PAYMENTS</b>				
<b>6030 Dist to Non-Gov Units</b>				
3200 Other Funds Non-Ltd	550,000	550,000	0	0.00%
<b>6080 Loans Made - Other</b>				
3200 Other Funds Non-Ltd	84,450,000	78,900,000	(5,550,000)	(6.57%)
<b>SPECIAL PAYMENTS</b>				
3200 Other Funds Non-Ltd	85,000,000	79,450,000	(5,550,000)	(6.53%)
<b>TOTAL SPECIAL PAYMENTS</b>	<b>\$85,000,000</b>	<b>\$79,450,000</b>	<b>(\$5,550,000)</b>	<b>(6.53%)</b>
<b>EXPENDITURES</b>				
3200 Other Funds Non-Ltd	85,000,000	79,450,000	(5,550,000)	(6.53%)
3400 Other Funds Ltd	1,269,865	1,202,003	(67,862)	(5.34%)
<b>TOTAL EXPENDITURES</b>	<b>\$86,269,865</b>	<b>\$80,652,003</b>	<b>(\$5,617,862)</b>	<b>(6.51%)</b>
<b>ENDING BALANCE</b>				

Package Comparison Report - Detail  
 2019-21 Biennium  
 Infrastructure

Cross Reference Number: 12300-300-00-00-00000  
 Package: Special Public Works Fund  
 Pkg Group: POL Pkg Type: POL Pkg Number: 104

Description	Agency Request Budget (V-01)	Governor's Budget (Y-01)	Column 2 Minus Column 1	% Change from Column 1 to Column 2
	Column 1	Column 2		
3200 Other Funds Non-Ltd	-	-	0	0.00%
3400 Other Funds Ltd	-	-	0	0.00%
<b>TOTAL ENDING BALANCE</b>	-	-	<b>\$0</b>	<b>0.00%</b>

Package Comparison Report - Detail  
 2019-21 Biennium  
 Infrastructure

Cross Reference Number: 12300-300-00-00-00000  
 Package: Brownfields Redevelopment Fund  
 Pkg Group: POL Pkg Type: POL Pkg Number: 107

Description	Agency Request Budget (V-01)	Governor's Budget (Y-01)	Column 2 Minus Column 1	% Change from Column 1 to Column 2
	Column 1	Column 2		

REVENUE CATEGORIES

**BOND SALES**

**0565 Lottery Bonds**

3200 Other Funds Non-Ltd	10,000,000	10,000,000	0	0.00%
3400 Other Funds Ltd	244,188	244,188	0	0.00%
All Funds	10,244,188	10,244,188	0	0.00%

**BOND SALES**

3200 Other Funds Non-Ltd	10,000,000	10,000,000	0	0.00%
3400 Other Funds Ltd	244,188	244,188	0	0.00%

<b>TOTAL BOND SALES</b>	<b>\$10,244,188</b>	<b>\$10,244,188</b>	<b>\$0</b>	<b>0.00%</b>
-------------------------	---------------------	---------------------	------------	--------------

REVENUE CATEGORIES

3200 Other Funds Non-Ltd	10,000,000	10,000,000	0	0.00%
3400 Other Funds Ltd	244,188	244,188	0	0.00%

<b>TOTAL REVENUE CATEGORIES</b>	<b>\$10,244,188</b>	<b>\$10,244,188</b>	<b>\$0</b>	<b>0.00%</b>
---------------------------------	---------------------	---------------------	------------	--------------

AVAILABLE REVENUES

3200 Other Funds Non-Ltd	10,000,000	10,000,000	0	0.00%
3400 Other Funds Ltd	244,188	244,188	0	0.00%

<b>TOTAL AVAILABLE REVENUES</b>	<b>\$10,244,188</b>	<b>\$10,244,188</b>	<b>\$0</b>	<b>0.00%</b>
---------------------------------	---------------------	---------------------	------------	--------------

EXPENDITURES

Package Comparison Report - Detail  
 2019-21 Biennium  
 Infrastructure

Cross Reference Number: 12300-300-00-00-00000  
 Package: Brownfields Redevelopment Fund  
 Pkg Group: POL Pkg Type: POL Pkg Number: 107

Description	Agency Request Budget (V-01)	Governor's Budget (Y-01)	Column 2 Minus Column 1	% Change from Column 1 to Column 2
	Column 1	Column 2		
<b>SERVICES &amp; SUPPLIES</b>				
<b>4650 Other Services and Supplies</b>				
3400 Other Funds Ltd	244,188	244,188	0	0.00%
<b>SERVICES &amp; SUPPLIES</b>				
3400 Other Funds Ltd	244,188	244,188	0	0.00%
<b>TOTAL SERVICES &amp; SUPPLIES</b>	<b>\$244,188</b>	<b>\$244,188</b>	<b>\$0</b>	<b>0.00%</b>
<b>SPECIAL PAYMENTS</b>				
<b>6025 Dist to Other Gov Unit</b>				
3200 Other Funds Non-Ltd	1,000,000	1,000,000	0	0.00%
<b>6030 Dist to Non-Gov Units</b>				
3200 Other Funds Non-Ltd	500,000	500,000	0	0.00%
<b>6080 Loans Made - Other</b>				
3200 Other Funds Non-Ltd	8,500,000	8,500,000	0	0.00%
<b>SPECIAL PAYMENTS</b>				
3200 Other Funds Non-Ltd	10,000,000	10,000,000	0	0.00%
<b>TOTAL SPECIAL PAYMENTS</b>	<b>\$10,000,000</b>	<b>\$10,000,000</b>	<b>\$0</b>	<b>0.00%</b>
<b>EXPENDITURES</b>				
3200 Other Funds Non-Ltd	10,000,000	10,000,000	0	0.00%
3400 Other Funds Ltd	244,188	244,188	0	0.00%

Package Comparison Report - Detail  
 2019-21 Biennium  
 Infrastructure

Cross Reference Number: 12300-300-00-00-00000  
 Package: Brownfields Redevelopment Fund  
 Pkg Group: POL Pkg Type: POL Pkg Number: 107

Description	Agency Request Budget (V-01)	Governor's Budget (Y-01)	Column 2 Minus Column 1	% Change from Column 1 to Column 2
	Column 1	Column 2		
<b>TOTAL EXPENDITURES</b>	<b>\$10,244,188</b>	<b>\$10,244,188</b>	<b>\$0</b>	<b>0.00%</b>
<b>ENDING BALANCE</b>				
3200 Other Funds Non-Ltd	-	-	0	0.00%
3400 Other Funds Ltd	-	-	0	0.00%
<b>TOTAL ENDING BALANCE</b>	<b>-</b>	<b>-</b>	<b>\$0</b>	<b>0.00%</b>

Package Comparison Report - Detail  
 2019-21 Biennium  
 Infrastructure

Cross Reference Number: 12300-300-00-00-00000  
 Package: Reg. Significant Ind. Site Loan Fund  
 Pkg Group: POL Pkg Type: POL Pkg Number: 108

Description	Agency Request Budget (V-01)	Governor's Budget (Y-01)	Column 2 Minus Column 1	% Change from Column 1 to Column 2
	Column 1	Column 2		

REVENUE CATEGORIES

BOND SALES

0565 Lottery Bonds

3200 Other Funds Non-Ltd	5,000,000	-	(5,000,000)	(100.00%)
3400 Other Funds Ltd	107,715	-	(107,715)	(100.00%)
All Funds	5,107,715	-	(5,107,715)	(100.00%)

BOND SALES

3200 Other Funds Non-Ltd	5,000,000	-	(5,000,000)	(100.00%)
3400 Other Funds Ltd	107,715	-	(107,715)	(100.00%)

<b>TOTAL BOND SALES</b>	<b>\$5,107,715</b>	<b>-</b>	<b>(\$5,107,715)</b>	<b>(100.00%)</b>
-------------------------	--------------------	----------	----------------------	------------------

REVENUE CATEGORIES

3200 Other Funds Non-Ltd	5,000,000	-	(5,000,000)	(100.00%)
3400 Other Funds Ltd	107,715	-	(107,715)	(100.00%)

<b>TOTAL REVENUE CATEGORIES</b>	<b>\$5,107,715</b>	<b>-</b>	<b>(\$5,107,715)</b>	<b>(100.00%)</b>
---------------------------------	--------------------	----------	----------------------	------------------

AVAILABLE REVENUES

3200 Other Funds Non-Ltd	5,000,000	-	(5,000,000)	(100.00%)
3400 Other Funds Ltd	107,715	-	(107,715)	(100.00%)

<b>TOTAL AVAILABLE REVENUES</b>	<b>\$5,107,715</b>	<b>-</b>	<b>(\$5,107,715)</b>	<b>(100.00%)</b>
---------------------------------	--------------------	----------	----------------------	------------------

EXPENDITURES

Package Comparison Report - Detail  
 2019-21 Biennium  
 Infrastructure

Cross Reference Number: 12300-300-00-00-00000  
 Package: Reg. Significant Ind. Site Loan Fund  
 Pkg Group: POL Pkg Type: POL Pkg Number: 108

Description	Agency Request Budget (V-01)	Governor's Budget (Y-01)	Column 2 Minus Column 1	% Change from Column 1 to Column 2
	Column 1	Column 2		
<b>SERVICES &amp; SUPPLIES</b>				
<b>4650 Other Services and Supplies</b>				
3400 Other Funds Ltd	107,715	-	(107,715)	(100.00%)
<b>SERVICES &amp; SUPPLIES</b>				
3400 Other Funds Ltd	107,715	-	(107,715)	(100.00%)
<b>TOTAL SERVICES &amp; SUPPLIES</b>	<b>\$107,715</b>	<b>-</b>	<b>(\$107,715)</b>	<b>(100.00%)</b>
<b>SPECIAL PAYMENTS</b>				
<b>6025 Dist to Other Gov Unit</b>				
3200 Other Funds Non-Ltd	5,000,000	-	(5,000,000)	(100.00%)
<b>SPECIAL PAYMENTS</b>				
3200 Other Funds Non-Ltd	5,000,000	-	(5,000,000)	(100.00%)
<b>TOTAL SPECIAL PAYMENTS</b>	<b>\$5,000,000</b>	<b>-</b>	<b>(\$5,000,000)</b>	<b>(100.00%)</b>
<b>EXPENDITURES</b>				
3200 Other Funds Non-Ltd	5,000,000	-	(5,000,000)	(100.00%)
3400 Other Funds Ltd	107,715	-	(107,715)	(100.00%)
<b>TOTAL EXPENDITURES</b>	<b>\$5,107,715</b>	<b>-</b>	<b>(\$5,107,715)</b>	<b>(100.00%)</b>
<b>ENDING BALANCE</b>				
3200 Other Funds Non-Ltd	-	-	0	0.00%
3400 Other Funds Ltd	-	-	0	0.00%

**Package Comparison Report - Detail  
2019-21 Biennium  
Infrastructure**

**Cross Reference Number: 12300-300-00-00-00000  
Package: Reg. Significant Ind. Site Loan Fund  
Pkg Group: POL Pkg Type: POL Pkg Number: 108**

Description	Agency Request Budget (V-01)	Governor's Budget (Y-01)	Column 2 Minus Column 1	% Change from Column 1 to Column 2
	Column 1	Column 2		
<b>TOTAL ENDING BALANCE</b>	-	-	\$0	0.00%



Package Comparison Report - Detail  
 2019-21 Biennium  
 Infrastructure

Cross Reference Number: 12300-300-00-00-00000  
 Package: Marine Port System Plan  
 Pkg Group: POL Pkg Type: POL Pkg Number: 109

Description	Agency Request Budget (V-01)	Governor's Budget (Y-01)	Column 2 Minus Column 1	% Change from Column 1 to Column 2
	Column 1	Column 2		

**REVENUE CATEGORIES**

**TRANSFERS IN**

**1040 Transfer In Lottery Proceeds**

4400 Lottery Funds Ltd 750,000 - (750,000) (100.00%)

**TRANSFERS IN**

4400 Lottery Funds Ltd 750,000 - (750,000) (100.00%)

**TOTAL TRANSFERS IN \$750,000 - (\$750,000) (100.00%)**

**REVENUE CATEGORIES**

4400 Lottery Funds Ltd 750,000 - (750,000) (100.00%)

**TOTAL REVENUE CATEGORIES \$750,000 - (\$750,000) (100.00%)**

**AVAILABLE REVENUES**

4400 Lottery Funds Ltd 750,000 - (750,000) (100.00%)

**TOTAL AVAILABLE REVENUES \$750,000 - (\$750,000) (100.00%)**

**EXPENDITURES**

**SERVICES & SUPPLIES**

**4650 Other Services and Supplies**

4400 Lottery Funds Ltd 750,000 - (750,000) (100.00%)

**SERVICES & SUPPLIES**

4400 Lottery Funds Ltd 750,000 - (750,000) (100.00%)

Package Comparison Report - Detail  
 2019-21 Biennium  
 Infrastructure

Cross Reference Number: 12300-300-00-00-00000  
 Package: Marine Port System Plan  
 Pkg Group: POL Pkg Type: POL Pkg Number: 109

Description	Agency Request Budget (V-01)	Governor's Budget (Y-01)	Column 2 Minus Column 1	% Change from Column 1 to Column 2
	Column 1	Column 2		
<b>TOTAL SERVICES &amp; SUPPLIES</b>	<b>\$750,000</b>	<b>-</b>	<b>(\$750,000)</b>	<b>(100.00%)</b>
<b>EXPENDITURES</b>				
4400 Lottery Funds Ltd	750,000	-	(750,000)	(100.00%)
<b>TOTAL EXPENDITURES</b>	<b>\$750,000</b>	<b>-</b>	<b>(\$750,000)</b>	<b>(100.00%)</b>
<b>ENDING BALANCE</b>				
4400 Lottery Funds Ltd	-	-	0	0.00%
<b>TOTAL ENDING BALANCE</b>	<b>-</b>	<b>-</b>	<b>\$0</b>	<b>0.00%</b>

Package Comparison Report - Detail  
 2019-21 Biennium  
 Infrastructure

Cross Reference Number: 12300-300-00-00-00000  
 Package: Regional Infrastructure Fund  
 Pkg Group: POL Pkg Type: POL Pkg Number: 110

Description	Agency Request Budget (V-01)	Governor's Budget (Y-01)	Column 2 Minus Column 1	% Change from Column 1 to Column 2
	Column 1	Column 2		

REVENUE CATEGORIES

**BOND SALES**

**0565 Lottery Bonds**

3200 Other Funds Non-Ltd	20,000,000	-	(20,000,000)	(100.00%)
3400 Other Funds Ltd	313,612	15,280,256	14,966,644	4,772.34%
All Funds	20,313,612	15,280,256	(5,033,356)	(24.78%)

**BOND SALES**

3200 Other Funds Non-Ltd	20,000,000	-	(20,000,000)	(100.00%)
3400 Other Funds Ltd	313,612	15,280,256	14,966,644	4,772.34%

<b>TOTAL BOND SALES</b>	<b>\$20,313,612</b>	<b>\$15,280,256</b>	<b>(\$5,033,356)</b>	<b>(24.78%)</b>
-------------------------	---------------------	---------------------	----------------------	-----------------

REVENUE CATEGORIES

3200 Other Funds Non-Ltd	20,000,000	-	(20,000,000)	(100.00%)
3400 Other Funds Ltd	313,612	15,280,256	14,966,644	4,772.34%

<b>TOTAL REVENUE CATEGORIES</b>	<b>\$20,313,612</b>	<b>\$15,280,256</b>	<b>(\$5,033,356)</b>	<b>(24.78%)</b>
---------------------------------	---------------------	---------------------	----------------------	-----------------

AVAILABLE REVENUES

3200 Other Funds Non-Ltd	20,000,000	-	(20,000,000)	(100.00%)
3400 Other Funds Ltd	313,612	15,280,256	14,966,644	4,772.34%

<b>TOTAL AVAILABLE REVENUES</b>	<b>\$20,313,612</b>	<b>\$15,280,256</b>	<b>(\$5,033,356)</b>	<b>(24.78%)</b>
---------------------------------	---------------------	---------------------	----------------------	-----------------

EXPENDITURES

Package Comparison Report - Detail  
 2019-21 Biennium  
 Infrastructure

Cross Reference Number: 12300-300-00-00-00000  
 Package: Regional Infrastructure Fund  
 Pkg Group: POL Pkg Type: POL Pkg Number: 110

Description	Agency Request Budget (V-01)	Governor's Budget (Y-01)	Column 2 Minus Column 1	% Change from Column 1 to Column 2
	Column 1	Column 2		
<b>SERVICES &amp; SUPPLIES</b>				
<b>4650 Other Services and Supplies</b>				
3400 Other Funds Ltd	313,612	280,256	(33,356)	(10.64%)
<b>SERVICES &amp; SUPPLIES</b>				
3400 Other Funds Ltd	313,612	280,256	(33,356)	(10.64%)
<b>TOTAL SERVICES &amp; SUPPLIES</b>	<b>\$313,612</b>	<b>\$280,256</b>	<b>(\$33,356)</b>	<b>(10.64%)</b>
<b>SPECIAL PAYMENTS</b>				
<b>6025 Dist to Other Gov Unit</b>				
3200 Other Funds Non-Ltd	10,000,000	-	(10,000,000)	(100.00%)
<b>6030 Dist to Non-Gov Units</b>				
3200 Other Funds Non-Ltd	10,000,000	7,500,000	(2,500,000)	(25.00%)
3400 Other Funds Ltd	-	7,500,000	7,500,000	100.00%
All Funds	10,000,000	15,000,000	5,000,000	50.00%
<b>SPECIAL PAYMENTS</b>				
3200 Other Funds Non-Ltd	20,000,000	7,500,000	(12,500,000)	(62.50%)
3400 Other Funds Ltd	-	7,500,000	7,500,000	100.00%
<b>TOTAL SPECIAL PAYMENTS</b>	<b>\$20,000,000</b>	<b>\$15,000,000</b>	<b>(\$5,000,000)</b>	<b>(25.00%)</b>
<b>EXPENDITURES</b>				
3200 Other Funds Non-Ltd	20,000,000	7,500,000	(12,500,000)	(62.50%)

Package Comparison Report - Detail  
 2019-21 Biennium  
 Infrastructure

Cross Reference Number: 12300-300-00-00-00000  
 Package: Regional Infrastructure Fund  
 Pkg Group: POL Pkg Type: POL Pkg Number: 110

Description	Agency Request Budget (V-01)	Governor's Budget (Y-01)	Column 2 Minus Column 1	% Change from Column 1 to Column 2
	Column 1	Column 2		
3400 Other Funds Ltd	313,612	7,780,256	7,466,644	2,380.85%
<b>TOTAL EXPENDITURES</b>	<b>\$20,313,612</b>	<b>\$15,280,256</b>	<b>(\$5,033,356)</b>	<b>(24.78%)</b>
<b>ENDING BALANCE</b>				
3200 Other Funds Non-Ltd	-	(7,500,000)	(7,500,000)	100.00%
3400 Other Funds Ltd	-	7,500,000	7,500,000	100.00%
<b>TOTAL ENDING BALANCE</b>	<b>-</b>	<b>-</b>	<b>\$0</b>	<b>0.00%</b>

Package Comparison Report - Detail  
 2019-21 Biennium  
 Infrastructure

Cross Reference Number: 12300-300-00-00-00000  
 Package: Marine Navigation Improvement Fund  
 Pkg Group: POL Pkg Type: POL Pkg Number: 113

Description	Agency Request Budget (V-01)	Governor's Budget (Y-01)	Column 2 Minus Column 1	% Change from Column 1 to Column 2
	Column 1	Column 2		

**REVENUE CATEGORIES**

**BOND SALES**

**0565 Lottery Bonds**

3200 Other Funds Non-Ltd	5,000,000	-	(5,000,000)	(100.00%)
3400 Other Funds Ltd	107,715	-	(107,715)	(100.00%)
All Funds	5,107,715	-	(5,107,715)	(100.00%)

**BOND SALES**

3200 Other Funds Non-Ltd	5,000,000	-	(5,000,000)	(100.00%)
3400 Other Funds Ltd	107,715	-	(107,715)	(100.00%)

<b>TOTAL BOND SALES</b>	<b>\$5,107,715</b>	<b>-</b>	<b>(\$5,107,715)</b>	<b>(100.00%)</b>
-------------------------	--------------------	----------	----------------------	------------------

**REVENUE CATEGORIES**

3200 Other Funds Non-Ltd	5,000,000	-	(5,000,000)	(100.00%)
3400 Other Funds Ltd	107,715	-	(107,715)	(100.00%)

<b>TOTAL REVENUE CATEGORIES</b>	<b>\$5,107,715</b>	<b>-</b>	<b>(\$5,107,715)</b>	<b>(100.00%)</b>
---------------------------------	--------------------	----------	----------------------	------------------

**AVAILABLE REVENUES**

3200 Other Funds Non-Ltd	5,000,000	-	(5,000,000)	(100.00%)
3400 Other Funds Ltd	107,715	-	(107,715)	(100.00%)

<b>TOTAL AVAILABLE REVENUES</b>	<b>\$5,107,715</b>	<b>-</b>	<b>(\$5,107,715)</b>	<b>(100.00%)</b>
---------------------------------	--------------------	----------	----------------------	------------------

**EXPENDITURES**

Package Comparison Report - Detail  
 2019-21 Biennium  
 Infrastructure

Cross Reference Number: 12300-300-00-00-00000  
 Package: Marine Navigation Improvement Fund  
 Pkg Group: POL Pkg Type: POL Pkg Number: 113

Description	Agency Request Budget (V-01)	Governor's Budget (Y-01)	Column 2 Minus Column 1	% Change from Column 1 to Column 2
	Column 1	Column 2		
<b>SERVICES &amp; SUPPLIES</b>				
<b>4650 Other Services and Supplies</b>				
3400 Other Funds Ltd	107,715	-	(107,715)	(100.00%)
<b>SERVICES &amp; SUPPLIES</b>				
3400 Other Funds Ltd	107,715	-	(107,715)	(100.00%)
<b>TOTAL SERVICES &amp; SUPPLIES</b>	<b>\$107,715</b>	<b>-</b>	<b>(\$107,715)</b>	<b>(100.00%)</b>
<b>SPECIAL PAYMENTS</b>				
<b>6025 Dist to Other Gov Unit</b>				
3200 Other Funds Non-Ltd	5,000,000	-	(5,000,000)	(100.00%)
<b>SPECIAL PAYMENTS</b>				
3200 Other Funds Non-Ltd	5,000,000	-	(5,000,000)	(100.00%)
<b>TOTAL SPECIAL PAYMENTS</b>	<b>\$5,000,000</b>	<b>-</b>	<b>(\$5,000,000)</b>	<b>(100.00%)</b>
<b>EXPENDITURES</b>				
3200 Other Funds Non-Ltd	5,000,000	-	(5,000,000)	(100.00%)
3400 Other Funds Ltd	107,715	-	(107,715)	(100.00%)
<b>TOTAL EXPENDITURES</b>	<b>\$5,107,715</b>	<b>-</b>	<b>(\$5,107,715)</b>	<b>(100.00%)</b>
<b>ENDING BALANCE</b>				
3200 Other Funds Non-Ltd	-	-	0	0.00%
3400 Other Funds Ltd	-	-	0	0.00%

**Package Comparison Report - Detail  
2019-21 Biennium  
Infrastructure**

**Cross Reference Number: 12300-300-00-00-00000  
Package: Marine Navigation Improvement Fund  
Pkg Group: POL Pkg Type: POL Pkg Number: 113**

Description	Agency Request Budget (V-01)	Governor's Budget (Y-01)	Column 2 Minus Column 1	% Change from Column 1 to Column 2
	Column 1	Column 2		
<b>TOTAL ENDING BALANCE</b>	-	-	\$0	0.00%



Package Comparison Report - Detail  
 2019-21 Biennium  
 Infrastructure

Cross Reference Number: 12300-300-00-00-00000  
 Package: Seismic Rehab Grant Program  
 Pkg Group: POL Pkg Type: POL Pkg Number: 114

Description	Agency Request Budget (V-01)	Governor's Budget (Y-01)	Column 2 Minus Column 1	% Change from Column 1 to Column 2
	Column 1	Column 2		

**REVENUE CATEGORIES**

**BOND SALES**

**0555 General Fund Obligation Bonds**

3400 Other Funds Ltd	151,555,000	121,240,000	(30,315,000)	(20.00%)
----------------------	-------------	-------------	--------------	----------

**BOND SALES**

3400 Other Funds Ltd	151,555,000	121,240,000	(30,315,000)	(20.00%)
----------------------	-------------	-------------	--------------	----------

<b>TOTAL BOND SALES</b>	<b>\$151,555,000</b>	<b>\$121,240,000</b>	<b>(\$30,315,000)</b>	<b>(20.00%)</b>
-------------------------	----------------------	----------------------	-----------------------	-----------------

**REVENUE CATEGORIES**

3400 Other Funds Ltd	151,555,000	121,240,000	(30,315,000)	(20.00%)
----------------------	-------------	-------------	--------------	----------

<b>TOTAL REVENUE CATEGORIES</b>	<b>\$151,555,000</b>	<b>\$121,240,000</b>	<b>(\$30,315,000)</b>	<b>(20.00%)</b>
---------------------------------	----------------------	----------------------	-----------------------	-----------------

**AVAILABLE REVENUES**

3400 Other Funds Ltd	151,555,000	121,240,000	(30,315,000)	(20.00%)
----------------------	-------------	-------------	--------------	----------

<b>TOTAL AVAILABLE REVENUES</b>	<b>\$151,555,000</b>	<b>\$121,240,000</b>	<b>(\$30,315,000)</b>	<b>(20.00%)</b>
---------------------------------	----------------------	----------------------	-----------------------	-----------------

**EXPENDITURES**

**SERVICES & SUPPLIES**

**4650 Other Services and Supplies**

3400 Other Funds Ltd	1,555,000	1,240,000	(315,000)	(20.26%)
----------------------	-----------	-----------	-----------	----------

**SERVICES & SUPPLIES**

3400 Other Funds Ltd	1,555,000	1,240,000	(315,000)	(20.26%)
----------------------	-----------	-----------	-----------	----------

Package Comparison Report - Detail  
 2019-21 Biennium  
 Infrastructure

Cross Reference Number: 12300-300-00-00-00000  
 Package: Seismic Rehab Grant Program  
 Pkg Group: POL Pkg Type: POL Pkg Number: 114

Description	Agency Request Budget (V-01)	Governor's Budget (Y-01)	Column 2 Minus Column 1	% Change from Column 1 to Column 2
	Column 1	Column 2		
<b>TOTAL SERVICES &amp; SUPPLIES</b>	<b>\$1,555,000</b>	<b>\$1,240,000</b>	<b>(\$315,000)</b>	<b>(20.26%)</b>
<b>SPECIAL PAYMENTS</b>				
<b>6025 Dist to Other Gov Unit</b>				
3400 Other Funds Ltd	50,000,000	20,000,000	(30,000,000)	(60.00%)
<b>6040 Dist to Local School Districts</b>				
3400 Other Funds Ltd	100,000,000	100,000,000	0	0.00%
<b>SPECIAL PAYMENTS</b>				
3400 Other Funds Ltd	150,000,000	120,000,000	(30,000,000)	(20.00%)
<b>TOTAL SPECIAL PAYMENTS</b>	<b>\$150,000,000</b>	<b>\$120,000,000</b>	<b>(\$30,000,000)</b>	<b>(20.00%)</b>
<b>EXPENDITURES</b>				
3400 Other Funds Ltd	151,555,000	121,240,000	(30,315,000)	(20.00%)
<b>TOTAL EXPENDITURES</b>	<b>\$151,555,000</b>	<b>\$121,240,000</b>	<b>(\$30,315,000)</b>	<b>(20.00%)</b>
<b>ENDING BALANCE</b>				
3400 Other Funds Ltd	-	-	0	0.00%
<b>TOTAL ENDING BALANCE</b>	<b>-</b>	<b>-</b>	<b>\$0</b>	<b>0.00%</b>

Package Comparison Report - Detail  
 2019-21 Biennium  
 Infrastructure

Cross Reference Number: 12300-300-00-00-00000  
 Package: Budget Alignment  
 Pkg Group: POL Pkg Type: POL Pkg Number: 115

Description	Agency Request Budget (V-01)	Governor's Budget (Y-01)	Column 2 Minus Column 1	% Change from Column 1 to Column 2
	Column 1	Column 2		

REVENUE CATEGORIES

FEDERAL FUNDS REVENUE

0995 Federal Funds

6400 Federal Funds Ltd	(138,317)	-	138,317	100.00%
------------------------	-----------	---	---------	---------

TRANSFERS IN

1010 Transfer In - Intrafund

3400 Other Funds Ltd	(1,383,779)	-	1,383,779	100.00%
----------------------	-------------	---	-----------	---------

TRANSFERS IN

3400 Other Funds Ltd	(1,383,779)	-	1,383,779	100.00%
----------------------	-------------	---	-----------	---------

**TOTAL TRANSFERS IN**

<b>(\$1,383,779)</b>	<b>-</b>	<b>\$1,383,779</b>	<b>100.00%</b>
----------------------	----------	--------------------	----------------

REVENUE CATEGORIES

3400 Other Funds Ltd	(1,383,779)	-	1,383,779	100.00%
----------------------	-------------	---	-----------	---------

6400 Federal Funds Ltd	(138,317)	-	138,317	100.00%
------------------------	-----------	---	---------	---------

**TOTAL REVENUE CATEGORIES**

<b>(\$1,522,096)</b>	<b>-</b>	<b>\$1,522,096</b>	<b>100.00%</b>
----------------------	----------	--------------------	----------------

AVAILABLE REVENUES

3400 Other Funds Ltd	(1,383,779)	-	1,383,779	100.00%
----------------------	-------------	---	-----------	---------

6400 Federal Funds Ltd	(138,317)	-	138,317	100.00%
------------------------	-----------	---	---------	---------

**TOTAL AVAILABLE REVENUES**

<b>(\$1,522,096)</b>	<b>-</b>	<b>\$1,522,096</b>	<b>100.00%</b>
----------------------	----------	--------------------	----------------

EXPENDITURES

Package Comparison Report - Detail  
 2019-21 Biennium  
 Infrastructure

Cross Reference Number: 12300-300-00-00-00000  
 Package: Budget Alignment  
 Pkg Group: POL Pkg Type: POL Pkg Number: 115

Description	Agency Request Budget (V-01)	Governor's Budget (Y-01)	Column 2 Minus Column 1	% Change from Column 1 to Column 2
	Column 1	Column 2		
<b>PERSONAL SERVICES</b>				
<b>SALARIES &amp; WAGES</b>				
<b>3110 Class/Unclass Sal. and Per Diem</b>				
3400 Other Funds Ltd	(933,356)	(915,620)	17,736	1.90%
6400 Federal Funds Ltd	(89,740)	(89,740)	0	0.00%
All Funds	(1,023,096)	(1,005,360)	17,736	1.73%
<b>OTHER PAYROLL EXPENSES</b>				
<b>3210 Empl. Rel. Bd. Assessments</b>				
3400 Other Funds Ltd	(382)	(382)	0	0.00%
6400 Federal Funds Ltd	(45)	(45)	0	0.00%
All Funds	(427)	(427)	0	0.00%
<b>3220 Public Employees Retire Cont</b>				
3400 Other Funds Ltd	(158,387)	(155,377)	3,010	1.90%
6400 Federal Funds Ltd	(15,229)	(15,229)	0	0.00%
All Funds	(173,616)	(170,606)	3,010	1.73%
<b>3230 Social Security Taxes</b>				
3400 Other Funds Ltd	(71,399)	(70,042)	1,357	1.90%
6400 Federal Funds Ltd	(6,864)	(6,864)	0	0.00%
All Funds	(78,263)	(76,906)	1,357	1.73%

Package Comparison Report - Detail  
 2019-21 Biennium  
 Infrastructure

Cross Reference Number: 12300-300-00-00-00000  
 Package: Budget Alignment  
 Pkg Group: POL Pkg Type: POL Pkg Number: 115

Description	Agency Request Budget (V-01)	Governor's Budget (Y-01)	Column 2 Minus Column 1	% Change from Column 1 to Column 2
	Column 1	Column 2		
<b>3250 Workers Comp. Assess. (WCD)</b>				
3400 Other Funds Ltd	(363)	(363)	0	0.00%
6400 Federal Funds Ltd	(43)	(43)	0	0.00%
All Funds	(406)	(406)	0	0.00%
<b>3270 Flexible Benefits</b>				
3400 Other Funds Ltd	(219,892)	(219,892)	0	0.00%
6400 Federal Funds Ltd	(26,396)	(26,396)	0	0.00%
All Funds	(246,288)	(246,288)	0	0.00%
<b>OTHER PAYROLL EXPENSES</b>				
3400 Other Funds Ltd	(450,423)	(446,056)	4,367	0.97%
6400 Federal Funds Ltd	(48,577)	(48,577)	0	0.00%
<b>TOTAL OTHER PAYROLL EXPENSES</b>	<b>(\$499,000)</b>	<b>(\$494,633)</b>	<b>\$4,367</b>	<b>0.88%</b>
<b>PERSONAL SERVICES</b>				
3400 Other Funds Ltd	(1,383,779)	(1,361,676)	22,103	1.60%
6400 Federal Funds Ltd	(138,317)	(138,317)	0	0.00%
<b>TOTAL PERSONAL SERVICES</b>	<b>(\$1,522,096)</b>	<b>(\$1,499,993)</b>	<b>\$22,103</b>	<b>1.45%</b>
<b>EXPENDITURES</b>				
3400 Other Funds Ltd	(1,383,779)	(1,361,676)	22,103	1.60%
6400 Federal Funds Ltd	(138,317)	(138,317)	0	0.00%

Package Comparison Report - Detail  
 2019-21 Biennium  
 Infrastructure

Cross Reference Number: 12300-300-00-00-00000

Package: Budget Alignment

Pkg Group: POL Pkg Type: POL Pkg Number: 115

Description	Agency Request Budget (V-01)	Governor's Budget (Y-01)	Column 2 Minus Column 1	% Change from Column 1 to Column 2
	Column 1	Column 2		
<b>TOTAL EXPENDITURES</b>	<b>(\$1,522,096)</b>	<b>(\$1,499,993)</b>	<b>\$22,103</b>	<b>1.45%</b>
<b>ENDING BALANCE</b>				
3400 Other Funds Ltd	-	1,361,676	1,361,676	100.00%
6400 Federal Funds Ltd	-	138,317	138,317	100.00%
<b>TOTAL ENDING BALANCE</b>	<b>-</b>	<b>\$1,499,993</b>	<b>\$1,499,993</b>	<b>100.00%</b>
<b>AUTHORIZED POSITIONS</b>				
8150 Class/Unclass Positions	(7)	(7)	0	0.00%
<b>AUTHORIZED FTE</b>				
8250 Class/Unclass FTE Positions	(7.00)	(7.00)	0.00	0.00%

Package Comparison Report - Detail  
 2019-21 Biennium  
 Film and Video

Cross Reference Number: 12300-500-00-00-00000

Package: Standard Inflation

Pkg Group: ESS Pkg Type: 030 Pkg Number: 031

Description	Agency Request Budget (V-01)	Governor's Budget (Y-01)	Column 2 Minus Column 1	% Change from Column 1 to Column 2
	Column 1	Column 2		
<b>REVENUE CATEGORIES</b>				
<b>TRANSFERS IN</b>				
<b>1107 Tsfr From Administrative Svcs</b>				
4400 Lottery Funds Ltd	45,887	45,887	0	0.00%
<b>AVAILABLE REVENUES</b>				
4400 Lottery Funds Ltd	45,887	45,887	0	0.00%
<b>TOTAL AVAILABLE REVENUES</b>	<b>\$45,887</b>	<b>\$45,887</b>	<b>\$0</b>	<b>0.00%</b>
<b>EXPENDITURES</b>				
<b>SPECIAL PAYMENTS</b>				
<b>6030 Dist to Non-Gov Units</b>				
4400 Lottery Funds Ltd	45,887	45,887	0	0.00%
<b>ENDING BALANCE</b>				
4400 Lottery Funds Ltd	-	-	0	0.00%
<b>TOTAL ENDING BALANCE</b>	<b>-</b>	<b>-</b>	<b>\$0</b>	<b>0.00%</b>

Package Comparison Report - Detail  
 2019-21 Biennium  
 Film and Video

Cross Reference Number: 12300-500-00-00-00000

Package: Analyst Adjustments

Pkg Group: POL Pkg Type: 090 Pkg Number: 090

Description	Agency Request Budget (V-01)	Governor's Budget (Y-01)	Column 2 Minus Column 1	% Change from Column 1 to Column 2
	Column 1	Column 2		
<b>REVENUE CATEGORIES</b>				
<b>TRANSFERS IN</b>				
<b>1107 Tsfr From Administrative Svcs</b>				
4400 Lottery Funds Ltd	-	(45,887)	(45,887)	100.00%
<b>AVAILABLE REVENUES</b>				
4400 Lottery Funds Ltd	-	(45,887)	(45,887)	100.00%
<b>TOTAL AVAILABLE REVENUES</b>	-	<b>(\$45,887)</b>	<b>(\$45,887)</b>	<b>100.00%</b>
<b>EXPENDITURES</b>				
<b>SPECIAL PAYMENTS</b>				
<b>6030 Dist to Non-Gov Units</b>				
4400 Lottery Funds Ltd	-	(45,887)	(45,887)	100.00%
<b>ENDING BALANCE</b>				
4400 Lottery Funds Ltd	-	-	0	0.00%
<b>TOTAL ENDING BALANCE</b>	-	-	<b>\$0</b>	<b>0.00%</b>



Package Comparison Report - Detail  
 2019-21 Biennium  
 Arts

Cross Reference Number: 12300-600-00-00-00000  
 Package: Non-PICS Psnl Svc / Vacancy Factor  
 Pkg Group: ESS Pkg Type: 010 Pkg Number: 010

Description	Agency Request Budget (V-01)	Governor's Budget (Y-01)	Column 2 Minus Column 1	% Change from Column 1 to Column 2
	Column 1	Column 2		

REVENUE CATEGORIES

GENERAL FUND APPROPRIATION

0050 General Fund Appropriation

8000 General Fund	1,195	1,195	0	0.00%
-------------------	-------	-------	---	-------

AVAILABLE REVENUES

8000 General Fund	1,195	1,195	0	0.00%
-------------------	-------	-------	---	-------

<b>TOTAL AVAILABLE REVENUES</b>	<b>\$1,195</b>	<b>\$1,195</b>	<b>\$0</b>	<b>0.00%</b>
---------------------------------	----------------	----------------	------------	--------------

EXPENDITURES

PERSONAL SERVICES

OTHER PAYROLL EXPENSES

3221 Pension Obligation Bond

8000 General Fund	2,301	2,301	0	0.00%
-------------------	-------	-------	---	-------

3400 Other Funds Ltd	7,001	7,001	0	0.00%
----------------------	-------	-------	---	-------

All Funds	9,302	9,302	0	0.00%
-----------	-------	-------	---	-------

3260 Mass Transit Tax

8000 General Fund	(1,106)	(1,106)	0	0.00%
-------------------	---------	---------	---	-------

3400 Other Funds Ltd	1,859	1,859	0	0.00%
----------------------	-------	-------	---	-------

All Funds	753	753	0	0.00%
-----------	-----	-----	---	-------

OTHER PAYROLL EXPENSES

Description	Agency Request Budget (V-01)	Governor's Budget (Y-01)	Column 2 Minus Column 1	% Change from Column 1 to Column 2
	Column 1	Column 2		
8000 General Fund	1,195	1,195	0	0.00%
3400 Other Funds Ltd	8,860	8,860	0	0.00%
<b>TOTAL OTHER PAYROLL EXPENSES</b>	<b>\$10,055</b>	<b>\$10,055</b>	<b>\$0</b>	<b>0.00%</b>
<b>P.S. BUDGET ADJUSTMENTS</b>				
<b>3455 Vacancy Savings</b>				
3400 Other Funds Ltd	(2,579)	(2,579)	0	0.00%
<b>PERSONAL SERVICES</b>				
8000 General Fund	1,195	1,195	0	0.00%
3400 Other Funds Ltd	6,281	6,281	0	0.00%
<b>TOTAL PERSONAL SERVICES</b>	<b>\$7,476</b>	<b>\$7,476</b>	<b>\$0</b>	<b>0.00%</b>
<b>EXPENDITURES</b>				
8000 General Fund	1,195	1,195	0	0.00%
3400 Other Funds Ltd	6,281	6,281	0	0.00%
<b>TOTAL EXPENDITURES</b>	<b>\$7,476</b>	<b>\$7,476</b>	<b>\$0</b>	<b>0.00%</b>
<b>ENDING BALANCE</b>				
8000 General Fund	-	-	0	0.00%
3400 Other Funds Ltd	(6,281)	(6,281)	0	0.00%
<b>TOTAL ENDING BALANCE</b>	<b>(\$6,281)</b>	<b>(\$6,281)</b>	<b>\$0</b>	<b>0.00%</b>

Description	Agency Request Budget (V-01)	Governor's Budget (Y-01)	Column 2 Minus Column 1	% Change from Column 1 to Column 2
	Column 1	Column 2		
<b>EXPENDITURES</b>				
<b>SPECIAL PAYMENTS</b>				
<b>6050 Dist to Non-Profit Organizations</b>				
3400 Other Funds Ltd	4,444,821	4,444,821	0	0.00%
<b>SPECIAL PAYMENTS</b>				
3400 Other Funds Ltd	4,444,821	4,444,821	0	0.00%
<b>TOTAL SPECIAL PAYMENTS</b>	<b>\$4,444,821</b>	<b>\$4,444,821</b>	<b>\$0</b>	<b>0.00%</b>
<b>EXPENDITURES</b>				
3400 Other Funds Ltd	4,444,821	4,444,821	0	0.00%
<b>TOTAL EXPENDITURES</b>	<b>\$4,444,821</b>	<b>\$4,444,821</b>	<b>\$0</b>	<b>0.00%</b>
<b>ENDING BALANCE</b>				
3400 Other Funds Ltd	(4,444,821)	(4,444,821)	0	0.00%
<b>TOTAL ENDING BALANCE</b>	<b>(\$4,444,821)</b>	<b>(\$4,444,821)</b>	<b>\$0</b>	<b>0.00%</b>

Package Comparison Report - Detail  
 2019-21 Biennium  
 Arts

Cross Reference Number: 12300-600-00-00-00000  
 Package: Phase-out Pgm & One-time Costs  
 Pkg Group: ESS Pkg Type: 020 Pkg Number: 022

Description	Agency Request Budget (V-01)	Governor's Budget (Y-01)	Column 2 Minus Column 1	% Change from Column 1 to Column 2
	Column 1	Column 2		

REVENUE CATEGORIES

GENERAL FUND APPROPRIATION

0050 General Fund Appropriation

8000 General Fund	(1,650,000)	(1,650,000)	0	0.00%
-------------------	-------------	-------------	---	-------

AVAILABLE REVENUES

8000 General Fund	(1,650,000)	(1,650,000)	0	0.00%
-------------------	-------------	-------------	---	-------

<b>TOTAL AVAILABLE REVENUES</b>	<b>(\$1,650,000)</b>	<b>(\$1,650,000)</b>	<b>\$0</b>	<b>0.00%</b>
---------------------------------	----------------------	----------------------	------------	--------------

EXPENDITURES

SPECIAL PAYMENTS

6030 Dist to Non-Gov Units

8000 General Fund	(1,650,000)	(1,650,000)	0	0.00%
-------------------	-------------	-------------	---	-------

6050 Dist to Non-Profit Organizations

3400 Other Funds Ltd	(4,850,000)	(4,850,000)	0	0.00%
----------------------	-------------	-------------	---	-------

SPECIAL PAYMENTS

8000 General Fund	(1,650,000)	(1,650,000)	0	0.00%
-------------------	-------------	-------------	---	-------

3400 Other Funds Ltd	(4,850,000)	(4,850,000)	0	0.00%
----------------------	-------------	-------------	---	-------

<b>TOTAL SPECIAL PAYMENTS</b>	<b>(\$6,500,000)</b>	<b>(\$6,500,000)</b>	<b>\$0</b>	<b>0.00%</b>
-------------------------------	----------------------	----------------------	------------	--------------

EXPENDITURES

8000 General Fund	(1,650,000)	(1,650,000)	0	0.00%
-------------------	-------------	-------------	---	-------

Package Comparison Report - Detail

Cross Reference Number: 12300-600-00-00-00000

2019-21 Biennium

Package: Phase-out Pgm & One-time Costs

Arts

Pkg Group: ESS Pkg Type: 020 Pkg Number: 022

Description	Agency Request Budget (V-01)	Governor's Budget (Y-01)	Column 2 Minus Column 1	% Change from Column 1 to Column 2
	Column 1	Column 2		
3400 Other Funds Ltd	(4,850,000)	(4,850,000)	0	0.00%
<b>TOTAL EXPENDITURES</b>	<b>(\$6,500,000)</b>	<b>(\$6,500,000)</b>	<b>\$0</b>	<b>0.00%</b>
<b>ENDING BALANCE</b>				
8000 General Fund	-	-	0	0.00%
3400 Other Funds Ltd	4,850,000	4,850,000	0	0.00%
<b>TOTAL ENDING BALANCE</b>	<b>\$4,850,000</b>	<b>\$4,850,000</b>	<b>\$0</b>	<b>0.00%</b>

Description	Agency Request Budget (V-01)	Governor's Budget (Y-01)	Column 2 Minus Column 1	% Change from Column 1 to Column 2
	Column 1	Column 2		

REVENUE CATEGORIES

GENERAL FUND APPROPRIATION

0050 General Fund Appropriation

8000 General Fund	115,036	115,036	0	0.00%
-------------------	---------	---------	---	-------

AVAILABLE REVENUES

8000 General Fund	115,036	115,036	0	0.00%
-------------------	---------	---------	---	-------

<b>TOTAL AVAILABLE REVENUES</b>	<b>\$115,036</b>	<b>\$115,036</b>	<b>\$0</b>	<b>0.00%</b>
---------------------------------	------------------	------------------	------------	--------------

EXPENDITURES

SERVICES & SUPPLIES

4100 Instate Travel

8000 General Fund	1,555	1,555	0	0.00%
-------------------	-------	-------	---	-------

3400 Other Funds Ltd	1,706	1,706	0	0.00%
----------------------	-------	-------	---	-------

6400 Federal Funds Ltd	793	793	0	0.00%
------------------------	-----	-----	---	-------

All Funds	4,054	4,054	0	0.00%
-----------	-------	-------	---	-------

4125 Out of State Travel

8000 General Fund	94	94	0	0.00%
-------------------	----	----	---	-------

3400 Other Funds Ltd	164	164	0	0.00%
----------------------	-----	-----	---	-------

6400 Federal Funds Ltd	659	659	0	0.00%
------------------------	-----	-----	---	-------

All Funds	917	917	0	0.00%
-----------	-----	-----	---	-------

Description	Agency Request Budget (V-01)	Governor's Budget (Y-01)	Column 2 Minus Column 1	% Change from Column 1 to Column 2
	Column 1	Column 2		
<b>4150 Employee Training</b>				
8000 General Fund	570	570	0	0.00%
3400 Other Funds Ltd	251	251	0	0.00%
All Funds	821	821	0	0.00%
<b>4175 Office Expenses</b>				
8000 General Fund	693	693	0	0.00%
3400 Other Funds Ltd	2,016	2,016	0	0.00%
6400 Federal Funds Ltd	333	333	0	0.00%
All Funds	3,042	3,042	0	0.00%
<b>4200 Telecommunications</b>				
8000 General Fund	456	456	0	0.00%
3400 Other Funds Ltd	336	336	0	0.00%
All Funds	792	792	0	0.00%
<b>4225 State Gov. Service Charges</b>				
8000 General Fund	6,375	6,375	0	0.00%
3400 Other Funds Ltd	28,610	28,610	0	0.00%
All Funds	34,985	34,985	0	0.00%
<b>4250 Data Processing</b>				
8000 General Fund	20	20	0	0.00%

Description	Agency Request Budget (V-01)	Governor's Budget (Y-01)	Column 2 Minus Column 1	% Change from Column 1 to Column 2
	Column 1	Column 2		
3400 Other Funds Ltd	1,186	1,186	0	0.00%
All Funds	1,206	1,206	0	0.00%
<b>4275 Publicity and Publications</b>				
8000 General Fund	522	522	0	0.00%
3400 Other Funds Ltd	36,197	36,197	0	0.00%
6400 Federal Funds Ltd	52	52	0	0.00%
All Funds	36,771	36,771	0	0.00%
<b>4300 Professional Services</b>				
8000 General Fund	10,500	10,500	0	0.00%
3400 Other Funds Ltd	5,615	5,615	0	0.00%
6400 Federal Funds Ltd	690	690	0	0.00%
All Funds	16,805	16,805	0	0.00%
<b>4315 IT Professional Services</b>				
8000 General Fund	1,260	1,260	0	0.00%
<b>4325 Attorney General</b>				
8000 General Fund	3,012	3,012	0	0.00%
3400 Other Funds Ltd	1,717	1,717	0	0.00%
All Funds	4,729	4,729	0	0.00%
<b>4375 Employee Recruitment and Develop</b>				



Description	Agency Request Budget (V-01)	Governor's Budget (Y-01)	Column 2 Minus Column 1	% Change from Column 1 to Column 2
	Column 1	Column 2		
8000 General Fund	133	133	0	0.00%
3400 Other Funds Ltd	90	90	0	0.00%
6400 Federal Funds Ltd	166	166	0	0.00%
All Funds	389	389	0	0.00%
<b>4400 Dues and Subscriptions</b>				
8000 General Fund	380	380	0	0.00%
3400 Other Funds Ltd	6	6	0	0.00%
6400 Federal Funds Ltd	238	238	0	0.00%
All Funds	624	624	0	0.00%
<b>4425 Facilities Rental and Taxes</b>				
8000 General Fund	2,636	2,636	0	0.00%
3400 Other Funds Ltd	607	607	0	0.00%
All Funds	3,243	3,243	0	0.00%
<b>4650 Other Services and Supplies</b>				
8000 General Fund	306	306	0	0.00%
3400 Other Funds Ltd	5,516	5,516	0	0.00%
6400 Federal Funds Ltd	199	199	0	0.00%
All Funds	6,021	6,021	0	0.00%
<b>4700 Expendable Prop 250 - 5000</b>				

Description	Agency Request Budget (V-01)	Governor's Budget (Y-01)	Column 2 Minus Column 1	% Change from Column 1 to Column 2
	Column 1	Column 2		
8000 General Fund	171	171	0	0.00%
3400 Other Funds Ltd	320	320	0	0.00%
All Funds	491	491	0	0.00%
<b>4715 IT Expendable Property</b>				
8000 General Fund	380	380	0	0.00%
3400 Other Funds Ltd	83	83	0	0.00%
All Funds	463	463	0	0.00%
<b>SERVICES &amp; SUPPLIES</b>				
8000 General Fund	29,063	29,063	0	0.00%
3400 Other Funds Ltd	84,420	84,420	0	0.00%
6400 Federal Funds Ltd	3,130	3,130	0	0.00%
<b>TOTAL SERVICES &amp; SUPPLIES</b>	<b>\$116,613</b>	<b>\$116,613</b>	<b>\$0</b>	<b>0.00%</b>
<b>SPECIAL PAYMENTS</b>				
<b>6015 Dist to Cities</b>				
8000 General Fund	841	841	0	0.00%
<b>6020 Dist to Counties</b>				
3400 Other Funds Ltd	32,499	32,499	0	0.00%
<b>6025 Dist to Other Gov Unit</b>				
3400 Other Funds Ltd	29,937	29,937	0	0.00%

Description	Agency Request Budget (V-01)	Governor's Budget (Y-01)	Column 2 Minus Column 1	% Change from Column 1 to Column 2
	Column 1	Column 2		
<b>6030 Dist to Non-Gov Units</b>				
8000 General Fund	73,856	73,856	0	0.00%
3400 Other Funds Ltd	121,557	121,557	0	0.00%
6400 Federal Funds Ltd	68,453	68,453	0	0.00%
All Funds	263,866	263,866	0	0.00%
<b>6035 Dist to Individuals</b>				
8000 General Fund	11,276	11,276	0	0.00%
6400 Federal Funds Ltd	2,852	2,852	0	0.00%
All Funds	14,128	14,128	0	0.00%
<b>6050 Dist to Non-Profit Organizations</b>				
3400 Other Funds Ltd	6,030	6,030	0	0.00%
<b>6085 Other Special Payments</b>				
3400 Other Funds Ltd	276	276	0	0.00%
<b>SPECIAL PAYMENTS</b>				
8000 General Fund	85,973	85,973	0	0.00%
3400 Other Funds Ltd	190,299	190,299	0	0.00%
6400 Federal Funds Ltd	71,305	71,305	0	0.00%
<b>TOTAL SPECIAL PAYMENTS</b>	<b>\$347,577</b>	<b>\$347,577</b>	<b>\$0</b>	<b>0.00%</b>

EXPENDITURES

Description	Agency Request Budget (V-01)	Governor's Budget (Y-01)	Column 2 Minus Column 1	% Change from Column 1 to Column 2
	Column 1	Column 2		
8000 General Fund	115,036	115,036	0	0.00%
3400 Other Funds Ltd	274,719	274,719	0	0.00%
6400 Federal Funds Ltd	74,435	74,435	0	0.00%
<b>TOTAL EXPENDITURES</b>	<b>\$464,190</b>	<b>\$464,190</b>	<b>\$0</b>	<b>0.00%</b>
<b>ENDING BALANCE</b>				
8000 General Fund	-	-	0	0.00%
3400 Other Funds Ltd	(274,719)	(274,719)	0	0.00%
6400 Federal Funds Ltd	(74,435)	(74,435)	0	0.00%
<b>TOTAL ENDING BALANCE</b>	<b>(\$349,154)</b>	<b>(\$349,154)</b>	<b>\$0</b>	<b>0.00%</b>

Package Comparison Report - Detail  
 2019-21 Biennium  
 Arts

Cross Reference Number: 12300-600-00-00-00000  
 Package: Statewide Adjustment DAS Chgs  
 Pkg Group: POL Pkg Type: 090 Pkg Number: 091

Description	Agency Request Budget (V-01)	Governor's Budget (Y-01)	Column 2 Minus Column 1	% Change from Column 1 to Column 2
	Column 1	Column 2		

REVENUE CATEGORIES

GENERAL FUND APPROPRIATION

0050 General Fund Appropriation

8000 General Fund	-	(2,803)	(2,803)	100.00%
-------------------	---	---------	---------	---------

AVAILABLE REVENUES

8000 General Fund	-	(2,803)	(2,803)	100.00%
-------------------	---	---------	---------	---------

<b>TOTAL AVAILABLE REVENUES</b>	-	<b>(\$2,803)</b>	<b>(\$2,803)</b>	<b>100.00%</b>
---------------------------------	---	------------------	------------------	----------------

EXPENDITURES

SERVICES & SUPPLIES

4225 State Gov. Service Charges

8000 General Fund	-	(1,662)	(1,662)	100.00%
-------------------	---	---------	---------	---------

3400 Other Funds Ltd	-	(1,023)	(1,023)	100.00%
----------------------	---	---------	---------	---------

All Funds	-	(2,685)	(2,685)	100.00%
-----------	---	---------	---------	---------

4250 Data Processing

3400 Other Funds Ltd	-	(702)	(702)	100.00%
----------------------	---	-------	-------	---------

4650 Other Services and Supplies

8000 General Fund	-	(1,141)	(1,141)	100.00%
-------------------	---	---------	---------	---------

SERVICES & SUPPLIES

8000 General Fund	-	(2,803)	(2,803)	100.00%
-------------------	---	---------	---------	---------

Package Comparison Report - Detail  
 2019-21 Biennium  
 Arts

Cross Reference Number: 12300-600-00-00-00000  
 Package: Statewide Adjustment DAS Chgs  
 Pkg Group: POL Pkg Type: 090 Pkg Number: 091

Description	Agency Request Budget (V-01)	Governor's Budget (Y-01)	Column 2 Minus Column 1	% Change from Column 1 to Column 2
	Column 1	Column 2		
3400 Other Funds Ltd	-	(1,725)	(1,725)	100.00%
<b>TOTAL SERVICES &amp; SUPPLIES</b>	-	<b>(\$4,528)</b>	<b>(\$4,528)</b>	<b>100.00%</b>
<b>EXPENDITURES</b>				
8000 General Fund	-	(2,803)	(2,803)	100.00%
3400 Other Funds Ltd	-	(1,725)	(1,725)	100.00%
<b>TOTAL EXPENDITURES</b>	-	<b>(\$4,528)</b>	<b>(\$4,528)</b>	<b>100.00%</b>
<b>ENDING BALANCE</b>				
8000 General Fund	-	-	0	0.00%
3400 Other Funds Ltd	-	1,725	1,725	100.00%
<b>TOTAL ENDING BALANCE</b>	-	<b>\$1,725</b>	<b>\$1,725</b>	<b>100.00%</b>

Package Comparison Report - Detail  
 2019-21 Biennium  
 Arts

Cross Reference Number: 12300-600-00-00-00000  
 Package: Statewide AG Adjustment  
 Pkg Group: POL Pkg Type: 090 Pkg Number: 092

Description	Agency Request Budget (V-01)	Governor's Budget (Y-01)	Column 2 Minus Column 1	% Change from Column 1 to Column 2
	Column 1	Column 2		

REVENUE CATEGORIES

GENERAL FUND APPROPRIATION

0050 General Fund Appropriation

8000 General Fund	-	(1,069)	(1,069)	100.00%
-------------------	---	---------	---------	---------

AVAILABLE REVENUES

8000 General Fund	-	(1,069)	(1,069)	100.00%
-------------------	---	---------	---------	---------

<b>TOTAL AVAILABLE REVENUES</b>	-	<b>(\$1,069)</b>	<b>(\$1,069)</b>	<b>100.00%</b>
---------------------------------	---	------------------	------------------	----------------

EXPENDITURES

SERVICES & SUPPLIES

4325 Attorney General

8000 General Fund	-	(1,069)	(1,069)	100.00%
-------------------	---	---------	---------	---------

3400 Other Funds Ltd	-	(609)	(609)	100.00%
----------------------	---	-------	-------	---------

All Funds	-	(1,678)	(1,678)	100.00%
-----------	---	---------	---------	---------

SERVICES & SUPPLIES

8000 General Fund	-	(1,069)	(1,069)	100.00%
-------------------	---	---------	---------	---------

3400 Other Funds Ltd	-	(609)	(609)	100.00%
----------------------	---	-------	-------	---------

<b>TOTAL SERVICES &amp; SUPPLIES</b>	-	<b>(\$1,678)</b>	<b>(\$1,678)</b>	<b>100.00%</b>
--------------------------------------	---	------------------	------------------	----------------

EXPENDITURES

8000 General Fund	-	(1,069)	(1,069)	100.00%
-------------------	---	---------	---------	---------

Package Comparison Report - Detail  
 2019-21 Biennium  
 Arts

Cross Reference Number: 12300-600-00-00-00000  
 Package: Statewide AG Adjustment  
 Pkg Group: POL Pkg Type: 090 Pkg Number: 092

Description	Agency Request Budget (V-01)	Governor's Budget (Y-01)	Column 2 Minus Column 1	% Change from Column 1 to Column 2
	Column 1	Column 2		
3400 Other Funds Ltd	-	(609)	(609)	100.00%
<b>TOTAL EXPENDITURES</b>	-	<b>(\$1,678)</b>	<b>(\$1,678)</b>	<b>100.00%</b>
<b>ENDING BALANCE</b>				
8000 General Fund	-	-	0	0.00%
3400 Other Funds Ltd	-	609	609	100.00%
<b>TOTAL ENDING BALANCE</b>	-	<b>\$609</b>	<b>\$609</b>	<b>100.00%</b>



Package Comparison Report - Detail  
 2019-21 Biennium  
 Lottery & General Obligation Bond Debt Svc

Cross Reference Number: 12300-900-00-00-00000  
 Package: Special Public Works Fund  
 Pkg Group: POL Pkg Type: POL Pkg Number: 104

Description	Agency Request Budget (V-01)	Governor's Budget (Y-01)	Column 2 Minus Column 1	% Change from Column 1 to Column 2
	Column 1	Column 2		

REVENUE CATEGORIES

TRANSFERS IN

1040 Transfer In Lottery Proceeds

4430 Lottery Funds Debt Svc Ltd 8,107,386 - (8,107,386) (100.00%)

1107 Tsfr From Administrative Svcs

4430 Lottery Funds Debt Svc Ltd - 6,104,787 6,104,787 100.00%

TRANSFERS IN

4430 Lottery Funds Debt Svc Ltd 8,107,386 6,104,787 (2,002,599) (24.70%)

**TOTAL TRANSFERS IN \$8,107,386 \$6,104,787 (\$2,002,599) (24.70%)**

REVENUE CATEGORIES

4430 Lottery Funds Debt Svc Ltd 8,107,386 6,104,787 (2,002,599) (24.70%)

**TOTAL REVENUE CATEGORIES \$8,107,386 \$6,104,787 (\$2,002,599) (24.70%)**

AVAILABLE REVENUES

4430 Lottery Funds Debt Svc Ltd 8,107,386 6,104,787 (2,002,599) (24.70%)

**TOTAL AVAILABLE REVENUES \$8,107,386 \$6,104,787 (\$2,002,599) (24.70%)**

EXPENDITURES

DEBT SERVICE

7100 Principal - Bonds

4430 Lottery Funds Debt Svc Ltd 3,130,000 2,375,000 (755,000) (24.12%)

Package Comparison Report - Detail  
 2019-21 Biennium  
 Lottery & General Obligation Bond Debt Svc

Cross Reference Number: 12300-900-00-00-00000  
 Package: Special Public Works Fund  
 Pkg Group: POL Pkg Type: POL Pkg Number: 104

Description	Agency Request Budget (V-01)	Governor's Budget (Y-01)	Column 2 Minus Column 1	% Change from Column 1 to Column 2
	Column 1	Column 2		
<b>7150 Interest - Bonds</b>				
4430 Lottery Funds Debt Svc Ltd	4,977,386	3,729,787	(1,247,599)	(25.07%)
<b>DEBT SERVICE</b>				
4430 Lottery Funds Debt Svc Ltd	8,107,386	6,104,787	(2,002,599)	(24.70%)
<b>TOTAL DEBT SERVICE</b>	<b>\$8,107,386</b>	<b>\$6,104,787</b>	<b>(\$2,002,599)</b>	<b>(24.70%)</b>
<b>ENDING BALANCE</b>				
4430 Lottery Funds Debt Svc Ltd	-	-	0	0.00%
<b>TOTAL ENDING BALANCE</b>	<b>-</b>	<b>-</b>	<b>\$0</b>	<b>0.00%</b>

Package Comparison Report - Detail  
 2019-21 Biennium  
 Lottery & General Obligation Bond Debt Svc

Cross Reference Number: 12300-900-00-00-00000  
 Package: Technology Modernization  
 Pkg Group: POL Pkg Type: POL Pkg Number: 105

Description	Agency Request Budget (V-01)	Governor's Budget (Y-01)	Column 2 Minus Column 1	% Change from Column 1 to Column 2
	Column 1	Column 2		
<b>REVENUE CATEGORIES</b>				
<b>GENERAL FUND APPROPRIATION</b>				
<b>0050 General Fund Appropriation</b>				
8030 General Fund Debt Svc	287,443	173,608	(113,835)	(39.60%)
<b>REVENUE CATEGORIES</b>				
8030 General Fund Debt Svc	287,443	173,608	(113,835)	(39.60%)
<b>TOTAL REVENUE CATEGORIES</b>	<b>\$287,443</b>	<b>\$173,608</b>	<b>(\$113,835)</b>	<b>(39.60%)</b>
<b>AVAILABLE REVENUES</b>				
8030 General Fund Debt Svc	287,443	173,608	(113,835)	(39.60%)
<b>TOTAL AVAILABLE REVENUES</b>	<b>\$287,443</b>	<b>\$173,608</b>	<b>(\$113,835)</b>	<b>(39.60%)</b>
<b>EXPENDITURES</b>				
<b>DEBT SERVICE</b>				
<b>7100 Principal - Bonds</b>				
8030 General Fund Debt Svc	240,000	145,000	(95,000)	(39.58%)
<b>7150 Interest - Bonds</b>				
8030 General Fund Debt Svc	47,443	28,608	(18,835)	(39.70%)
<b>DEBT SERVICE</b>				
8030 General Fund Debt Svc	287,443	173,608	(113,835)	(39.60%)
<b>TOTAL DEBT SERVICE</b>	<b>\$287,443</b>	<b>\$173,608</b>	<b>(\$113,835)</b>	<b>(39.60%)</b>

Package Comparison Report - Detail  
 2019-21 Biennium  
 Lottery & General Obligation Bond Debt Svc

Cross Reference Number: 12300-900-00-00-00000  
 Package: Technology Modernization  
 Pkg Group: POL Pkg Type: POL Pkg Number: 105

Description	Agency Request Budget (V-01)	Governor's Budget (Y-01)	Column 2 Minus Column 1	% Change from Column 1 to Column 2
	Column 1	Column 2		
<b>ENDING BALANCE</b>				
8030 General Fund Debt Svc	-	-	0	0.00%
<b>TOTAL ENDING BALANCE</b>	-	-	<b>\$0</b>	<b>0.00%</b>

Package Comparison Report - Detail  
 2019-21 Biennium  
 Lottery & General Obligation Bond Debt Svc

Cross Reference Number: 12300-900-00-00-00000  
 Package: Brownfields Redevelopment Fund  
 Pkg Group: POL Pkg Type: POL Pkg Number: 107

Description	Agency Request Budget (V-01)	Governor's Budget (Y-01)	Column 2 Minus Column 1	% Change from Column 1 to Column 2
	Column 1	Column 2		

REVENUE CATEGORIES

TRANSFERS IN

1040 Transfer In Lottery Proceeds

4430 Lottery Funds Debt Svc Ltd 986,214 - (986,214) (100.00%)

1107 Tsfr From Administrative Svcs

4430 Lottery Funds Debt Svc Ltd - 986,214 986,214 100.00%

TRANSFERS IN

4430 Lottery Funds Debt Svc Ltd 986,214 986,214 0 0.00%

TOTAL TRANSFERS IN

\$986,214 \$986,214 \$0 0.00%

REVENUE CATEGORIES

4430 Lottery Funds Debt Svc Ltd 986,214 986,214 0 0.00%

TOTAL REVENUE CATEGORIES

\$986,214 \$986,214 \$0 0.00%

AVAILABLE REVENUES

4430 Lottery Funds Debt Svc Ltd 986,214 986,214 0 0.00%

TOTAL AVAILABLE REVENUES

\$986,214 \$986,214 \$0 0.00%

EXPENDITURES

DEBT SERVICE

7100 Principal - Bonds

4430 Lottery Funds Debt Svc Ltd 370,000 370,000 0 0.00%

Package Comparison Report - Detail  
 2019-21 Biennium  
 Lottery & General Obligation Bond Debt Svc

Cross Reference Number: 12300-900-00-00-00000  
 Package: Brownfields Redevelopment Fund  
 Pkg Group: POL Pkg Type: POL Pkg Number: 107

Description	Agency Request Budget (V-01)	Governor's Budget (Y-01)	Column 2 Minus Column 1	% Change from Column 1 to Column 2
	Column 1	Column 2		
<b>7150 Interest - Bonds</b>				
4430 Lottery Funds Debt Svc Ltd	616,214	616,214	0	0.00%
<b>DEBT SERVICE</b>				
4430 Lottery Funds Debt Svc Ltd	986,214	986,214	0	0.00%
<b>TOTAL DEBT SERVICE</b>	<b>\$986,214</b>	<b>\$986,214</b>	<b>\$0</b>	<b>0.00%</b>
<b>ENDING BALANCE</b>				
4430 Lottery Funds Debt Svc Ltd	-	-	0	0.00%
<b>TOTAL ENDING BALANCE</b>	<b>-</b>	<b>-</b>	<b>\$0</b>	<b>0.00%</b>

Package Comparison Report - Detail  
 2019-21 Biennium  
 Lottery & General Obligation Bond Debt Svc

Cross Reference Number: 12300-900-00-00-00000  
 Package: Reg. Significant Ind. Site Loan Fund  
 Pkg Group: POL Pkg Type: POL Pkg Number: 108

Description	Agency Request Budget (V-01)	Governor's Budget (Y-01)	Column 2 Minus Column 1	% Change from Column 1 to Column 2
	Column 1	Column 2		

REVENUE CATEGORIES

TRANSFERS IN

1040 Transfer In Lottery Proceeds

4430 Lottery Funds Debt Svc Ltd 492,285 - (492,285) (100.00%)

TRANSFERS IN

4430 Lottery Funds Debt Svc Ltd 492,285 - (492,285) (100.00%)

**TOTAL TRANSFERS IN \$492,285 - (\$492,285) (100.00%)**

REVENUE CATEGORIES

4430 Lottery Funds Debt Svc Ltd 492,285 - (492,285) (100.00%)

**TOTAL REVENUE CATEGORIES \$492,285 - (\$492,285) (100.00%)**

AVAILABLE REVENUES

4430 Lottery Funds Debt Svc Ltd 492,285 - (492,285) (100.00%)

**TOTAL AVAILABLE REVENUES \$492,285 - (\$492,285) (100.00%)**

EXPENDITURES

DEBT SERVICE

7100 Principal - Bonds

4430 Lottery Funds Debt Svc Ltd 185,000 - (185,000) (100.00%)

7150 Interest - Bonds

4430 Lottery Funds Debt Svc Ltd 307,285 - (307,285) (100.00%)

Package Comparison Report - Detail  
 2019-21 Biennium  
 Lottery & General Obligation Bond Debt Svc

Cross Reference Number: 12300-900-00-00-00000  
 Package: Reg. Significant Ind. Site Loan Fund  
 Pkg Group: POL Pkg Type: POL Pkg Number: 108

Description	Agency Request Budget (V-01)	Governor's Budget (Y-01)	Column 2 Minus Column 1	% Change from Column 1 to Column 2
	Column 1	Column 2		
<b>DEBT SERVICE</b>				
4430 Lottery Funds Debt Svc Ltd	492,285	-	(492,285)	(100.00%)
<b>TOTAL DEBT SERVICE</b>	<b>\$492,285</b>	<b>-</b>	<b>(\$492,285)</b>	<b>(100.00%)</b>
<b>ENDING BALANCE</b>				
4430 Lottery Funds Debt Svc Ltd	-	-	0	0.00%
<b>TOTAL ENDING BALANCE</b>	<b>-</b>	<b>-</b>	<b>\$0</b>	<b>0.00%</b>



Package Comparison Report - Detail  
 2019-21 Biennium  
 Lottery & General Obligation Bond Debt Svc

Cross Reference Number: 12300-900-00-00-00000  
 Package: Regional Infrastructure Fund  
 Pkg Group: POL Pkg Type: POL Pkg Number: 110

Description	Agency Request Budget (V-01)	Governor's Budget (Y-01)	Column 2 Minus Column 1	% Change from Column 1 to Column 2
	Column 1	Column 2		

REVENUE CATEGORIES

TRANSFERS IN

1040 Transfer In Lottery Proceeds

4430 Lottery Funds Debt Svc Ltd 1,946,388 - (1,946,388) (100.00%)

1107 Tsfr From Administrative Svcs

4430 Lottery Funds Debt Svc Ltd - 1,463,827 1,463,827 100.00%

TRANSFERS IN

4430 Lottery Funds Debt Svc Ltd 1,946,388 1,463,827 (482,561) (24.79%)

**TOTAL TRANSFERS IN**

**\$1,946,388 \$1,463,827 (\$482,561) (24.79%)**

REVENUE CATEGORIES

4430 Lottery Funds Debt Svc Ltd 1,946,388 1,463,827 (482,561) (24.79%)

**TOTAL REVENUE CATEGORIES**

**\$1,946,388 \$1,463,827 (\$482,561) (24.79%)**

AVAILABLE REVENUES

4430 Lottery Funds Debt Svc Ltd 1,946,388 1,463,827 (482,561) (24.79%)

**TOTAL AVAILABLE REVENUES**

**\$1,946,388 \$1,463,827 (\$482,561) (24.79%)**

EXPENDITURES

DEBT SERVICE

7100 Principal - Bonds

4430 Lottery Funds Debt Svc Ltd 725,000 545,000 (180,000) (24.83%)

Package Comparison Report - Detail  
 2019-21 Biennium  
 Lottery & General Obligation Bond Debt Svc

Cross Reference Number: 12300-900-00-00-00000  
 Package: Regional Infrastructure Fund  
 Pkg Group: POL Pkg Type: POL Pkg Number: 110

Description	Agency Request Budget (V-01)	Governor's Budget (Y-01)	Column 2 Minus Column 1	% Change from Column 1 to Column 2
	Column 1	Column 2		
<b>7150 Interest - Bonds</b>				
4430 Lottery Funds Debt Svc Ltd	1,221,388	918,827	(302,561)	(24.77%)
<b>DEBT SERVICE</b>				
4430 Lottery Funds Debt Svc Ltd	1,946,388	1,463,827	(482,561)	(24.79%)
<b>TOTAL DEBT SERVICE</b>	<b>\$1,946,388</b>	<b>\$1,463,827</b>	<b>(\$482,561)</b>	<b>(24.79%)</b>
<b>ENDING BALANCE</b>				
4430 Lottery Funds Debt Svc Ltd	-	-	0	0.00%
<b>TOTAL ENDING BALANCE</b>	<b>-</b>	<b>-</b>	<b>\$0</b>	<b>0.00%</b>

Package Comparison Report - Detail  
 2019-21 Biennium  
 Lottery & General Obligation Bond Debt Svc

Cross Reference Number: 12300-900-00-00-00000  
 Package: Marine Navigation Improvement Fund  
 Pkg Group: POL Pkg Type: POL Pkg Number: 113

Description	Agency Request Budget (V-01)	Governor's Budget (Y-01)	Column 2 Minus Column 1	% Change from Column 1 to Column 2
	Column 1	Column 2		

REVENUE CATEGORIES

TRANSFERS IN

1040 Transfer In Lottery Proceeds

4430 Lottery Funds Debt Svc Ltd	426,745	-	(426,745)	(100.00%)
---------------------------------	---------	---	-----------	-----------

TRANSFERS IN

4430 Lottery Funds Debt Svc Ltd	426,745	-	(426,745)	(100.00%)
---------------------------------	---------	---	-----------	-----------

<b>TOTAL TRANSFERS IN</b>	<b>\$426,745</b>	<b>-</b>	<b>(\$426,745)</b>	<b>(100.00%)</b>
---------------------------	------------------	----------	--------------------	------------------

REVENUE CATEGORIES

4430 Lottery Funds Debt Svc Ltd	426,745	-	(426,745)	(100.00%)
---------------------------------	---------	---	-----------	-----------

<b>TOTAL REVENUE CATEGORIES</b>	<b>\$426,745</b>	<b>-</b>	<b>(\$426,745)</b>	<b>(100.00%)</b>
---------------------------------	------------------	----------	--------------------	------------------

AVAILABLE REVENUES

4430 Lottery Funds Debt Svc Ltd	426,745	-	(426,745)	(100.00%)
---------------------------------	---------	---	-----------	-----------

<b>TOTAL AVAILABLE REVENUES</b>	<b>\$426,745</b>	<b>-</b>	<b>(\$426,745)</b>	<b>(100.00%)</b>
---------------------------------	------------------	----------	--------------------	------------------

EXPENDITURES

DEBT SERVICE

7100 Principal - Bonds

4430 Lottery Funds Debt Svc Ltd	200,000	-	(200,000)	(100.00%)
---------------------------------	---------	---	-----------	-----------

7150 Interest - Bonds

4430 Lottery Funds Debt Svc Ltd	226,745	-	(226,745)	(100.00%)
---------------------------------	---------	---	-----------	-----------

Package Comparison Report - Detail  
 2019-21 Biennium  
 Lottery & General Obligation Bond Debt Svc

Cross Reference Number: 12300-900-00-00-00000  
 Package: Marine Navigation Improvement Fund  
 Pkg Group: POL Pkg Type: POL Pkg Number: 113

Description	Agency Request Budget (V-01)	Governor's Budget (Y-01)	Column 2 Minus Column 1	% Change from Column 1 to Column 2
	Column 1	Column 2		
<b>DEBT SERVICE</b>				
4430 Lottery Funds Debt Svc Ltd	426,745	-	(426,745)	(100.00%)
<b>TOTAL DEBT SERVICE</b>	<b>\$426,745</b>	<b>-</b>	<b>(\$426,745)</b>	<b>(100.00%)</b>
<b>ENDING BALANCE</b>				
4430 Lottery Funds Debt Svc Ltd	-	-	0	0.00%
<b>TOTAL ENDING BALANCE</b>	<b>-</b>	<b>-</b>	<b>\$0</b>	<b>0.00%</b>

Package Comparison Report - Detail  
 2019-21 Biennium  
 Lottery & General Obligation Bond Debt Svc

Cross Reference Number: 12300-900-00-00-00000  
 Package: Seismic Rehab Grant Program  
 Pkg Group: POL Pkg Type: POL Pkg Number: 114

Description	Agency Request Budget (V-01)	Governor's Budget (Y-01)	Column 2 Minus Column 1	% Change from Column 1 to Column 2
	Column 1	Column 2		
<b>REVENUE CATEGORIES</b>				
<b>GENERAL FUND APPROPRIATION</b>				
<b>0050 General Fund Appropriation</b>				
8030 General Fund Debt Svc	11,311,800	9,049,263	(2,262,537)	(20.00%)
<b>REVENUE CATEGORIES</b>				
8030 General Fund Debt Svc	11,311,800	9,049,263	(2,262,537)	(20.00%)
<b>TOTAL REVENUE CATEGORIES</b>	<b>\$11,311,800</b>	<b>\$9,049,263</b>	<b>(\$2,262,537)</b>	<b>(20.00%)</b>
<b>AVAILABLE REVENUES</b>				
8030 General Fund Debt Svc	11,311,800	9,049,263	(2,262,537)	(20.00%)
<b>TOTAL AVAILABLE REVENUES</b>	<b>\$11,311,800</b>	<b>\$9,049,263</b>	<b>(\$2,262,537)</b>	<b>(20.00%)</b>
<b>EXPENDITURES</b>				
<b>DEBT SERVICE</b>				
<b>7100 Principal - Bonds</b>				
8030 General Fund Debt Svc	5,150,000	4,120,000	(1,030,000)	(20.00%)
<b>7150 Interest - Bonds</b>				
8030 General Fund Debt Svc	6,161,800	4,929,263	(1,232,537)	(20.00%)
<b>DEBT SERVICE</b>				
8030 General Fund Debt Svc	11,311,800	9,049,263	(2,262,537)	(20.00%)
<b>TOTAL DEBT SERVICE</b>	<b>\$11,311,800</b>	<b>\$9,049,263</b>	<b>(\$2,262,537)</b>	<b>(20.00%)</b>

Package Comparison Report - Detail  
 2019-21 Biennium  
 Lottery & General Obligation Bond Debt Svc

Cross Reference Number: 12300-900-00-00-00000  
 Package: Seismic Rehab Grant Program  
 Pkg Group: POL Pkg Type: POL Pkg Number: 114

Description	Agency Request Budget (V-01)	Governor's Budget (Y-01)	Column 2 Minus Column 1	% Change from Column 1 to Column 2
	Column 1	Column 2		
<b>ENDING BALANCE</b>				
8030 General Fund Debt Svc	-	-	0	0.00%
<b>TOTAL ENDING BALANCE</b>	-	-	<b>\$0</b>	<b>0.00%</b>

PKG	CLASS	COMP	DESCRIPTION	POS CNT	FTE	MOS	AVERAGE RATE	GF SAL	OF SAL	FF SAL	LF SAL	AF SAL
000	MEAHZ7016	HP	PRINCIPAL EXECUTIVE/MANAGER I	1	1.00	24.00	15,147.00				363,528	363,528
000	MENNZ0830	AP	EXECUTIVE ASSISTANT	1	1.00	24.00	6,233.00				149,592	149,592
000	MESNZ7012	AP	PRINCIPAL EXECUTIVE/MANAGER G	1	1.00	24.00	11,696.00				280,704	280,704
000	MMN X0866	AP	PUBLIC AFFAIRS SPECIALIST 3	2	2.00	48.00	7,282.50				349,560	349,560
000	MMN X1321	AP	HUMAN RESOURCE ANALYST 2	1	1.00	24.00	6,542.00		23,551		133,457	157,008
000	MMS X1218	AP	ACCOUNTANT 4	1	1.00	24.00	7,942.00		47,652		142,956	190,608
000	MMS X7008	AP	PRINCIPAL EXECUTIVE/MANAGER E	1	1.00	24.00	7,561.00		27,220		154,244	181,464
000	MMS X7008	IP	PRINCIPAL EXECUTIVE/MANAGER E	1	1.00	24.00	10,615.00		38,214		216,546	254,760
000	MMS X7010	AP	PRINCIPAL EXECUTIVE/MANAGER F	1	1.00	24.00	10,121.00		53,439		189,465	242,904
000	UA C0104	AP	OFFICE SPECIALIST 2	1	1.00	24.00	3,736.00				89,664	89,664
000	UA C0107	AP	ADMINISTRATIVE SPECIALIST 1	1	1.00	24.00	2,990.00				71,760	71,760
000	UA C0108	AP	ADMINISTRATIVE SPECIALIST 2	1	1.00	24.00	4,724.00		17,006		96,370	113,376
000	UA C0118	AP	EXECUTIVE SUPPORT SPECIALIST 1	1	1.00	24.00	3,736.00				89,664	89,664
000	UA C0212	AP	ACCOUNTING TECHNICIAN 3	1	1.00	24.00	3,262.00				78,288	78,288
000	UA C0438	AP	PROCUREMENT & CONTRACT SPEC 3	1	1.00	24.00	5,188.00		62,256		62,256	124,512
000	UA C0864	AP	PUBLIC AFFAIRS SPECIALIST 1	1	1.00	24.00	5,706.00				136,944	136,944
000	UA C1216	AP	ACCOUNTANT 2	2	2.00	48.00	4,551.50		62,256	62,256	93,960	218,472
000	UA C1217	AP	ACCOUNTANT 3	2	2.00	48.00	5,468.00		118,752		143,712	262,464
000	UA C1218	AP	ACCOUNTANT 4	2	2.00	48.00	7,247.00		347,856			347,856
000	UA C1243	AP	FISCAL ANALYST 1	1	1.00	24.00	5,437.00				130,488	130,488
000	UA C1244	AP	FISCAL ANALYST 2	1	1.00	24.00	6,585.00		79,020	79,020		158,040
000	UA C1245	AP	FISCAL ANALYST 3	1	1.00	24.00	7,593.00		40,091		142,141	182,232
000	UA C1484	IP	INFO SYSTEMS SPECIALIST 4	2	2.00	48.00	6,036.00		21,229		268,499	289,728
000	UA C1485	IP	INFO SYSTEMS SPECIALIST 5	2	2.00	48.00	5,950.00		44,496		241,104	285,600
000	UA C1486	IP	INFO SYSTEMS SPECIALIST 6	1	1.00	24.00	5,344.00		19,238		109,018	128,256

PKG	CLASS	COMP	DESCRIPTION	POS CNT	FTE	MOS	AVERAGE RATE	GF SAL	OF SAL	FF SAL	LF SAL	AF SAL
000	UA	C1488	IP INFO SYSTEMS SPECIALIST 8	1	1.00	24.00	8,915.00		32,094		181,866	213,960
000				32	32.00	768.00	6,629.46		1,034,370	141,276	3,915,786	5,091,432



01/09/19 REPORT NO.: PPDPLBUDCL  
REPORT: SUMMARY LIST BY PKG BY SUMMARY XREF  
AGENCY:12300 OREGON BUSINESS DEVEL DEPT  
SUMMARY XREF:110-00-00 090 Operations

DEPT. OF ADMIN. SVCS. -- PPDB PICS SYSTEM

PAGE 3  
2019-21  
PROD FILE  
PICS SYSTEM: BUDGET PREPARATION

PKG	CLASS	COMP	DESCRIPTION	POS CNT	FTE	MOS	AVERAGE RATE	GF SAL	OF SAL	FF SAL	LF SAL	AF SAL
090	MMN	X5618	AP INTERNAL AUDITOR 3	1	1.00	24.00	6,233.00				149,592	149,592
090				1	1.00	24.00	6,233.00				149,592	149,592

01/09/19 REPORT NO.: PPDPLBUDCL  
REPORT: SUMMARY LIST BY PKG BY SUMMARY XREF  
AGENCY:12300 OREGON BUSINESS DEVEL DEPT  
SUMMARY XREF:110-00-00 105 Operations

DEPT. OF ADMIN. SVCS. -- PPDB PICS SYSTEM

PAGE 4  
2019-21  
PROD FILE  
PICS SYSTEM: BUDGET PREPARATION

PKG	CLASS	COMP	DESCRIPTION	POS CNT	FTE	MOS	AVERAGE RATE	GF SAL	OF SAL	FF SAL	LF SAL	AF SAL
105	UA	C1488	IP INFO SYSTEMS SPECIALIST 8		.00	.00	6,449.00					
105					.00	.00	6,449.00					

01/09/19 REPORT NO.: PPDPLBUDCL  
REPORT: SUMMARY LIST BY PKG BY SUMMARY XREF  
AGENCY:12300 OREGON BUSINESS DEVEL DEPT  
SUMMARY XREF:110-00-00 106 Operations

DEPT. OF ADMIN. SVCS. -- PPDB PICS SYSTEM

PAGE 5  
2019-21  
PROD FILE  
PICS SYSTEM: BUDGET PREPARATION

PKG	CLASS	COMP	DESCRIPTION	POS CNT	FTE	MOS	AVERAGE RATE	GF SAL	OF SAL	FF SAL	LF SAL	AF SAL
106	UA	C0437	AP PROCUREMENT & CONTRACT SPEC 2		.00	.00	4,724.00					
106					.00	.00	4,724.00					

01/09/19 REPORT NO.: PPDPLBUDCL  
 REPORT: SUMMARY LIST BY PKG BY SUMMARY XREF  
 AGENCY:12300 OREGON BUSINESS DEVEL DEPT  
 SUMMARY XREF:110-00-00 115 Operations

DEPT. OF ADMIN. SVCS. -- PPDB PICS SYSTEM

PKG	CLASS	COMP	DESCRIPTION	POS CNT	FTE	MOS	AVERAGE RATE	GF SAL	OF SAL	FF SAL	LF SAL	AF SAL
115	MMN	X0873	AP OPERATIONS & POLICY ANALYST 4	1	1.00	24.00	8,740.00		20,976		188,784	209,760
115	MMN	X1245	AP FISCAL ANALYST 3	1	1.00	24.00	7,942.00				190,608	190,608
115	MMS	X1218	AP ACCOUNTANT 4	1-	1.00-	24.00-	7,942.00		47,652-		142,956-	190,608-
115	MMS	X7008	AP PRINCIPAL EXECUTIVE/MANAGER E	1	1.00	24.00	9,177.00		55,062		165,186	220,248
115	UA	C0107	AP ADMINISTRATIVE SPECIALIST 1	1-	1.00-	24.00-	2,990.00				71,760-	71,760-
115	UA	C0435	AP PROCUREMENT AND CONTRACT ASST	1	1.00	24.00	4,509.00		108,216			108,216
115	UA	C0438	AP PROCUREMENT & CONTRACT SPEC 3	1	1.00	24.00	7,242.00		173,808			173,808
115	UA	C0871	AP OPERATIONS & POLICY ANALYST 2	1	1.00	24.00	6,275.00		150,600			150,600
115	UA	C1243	AP FISCAL ANALYST 1	1-	1.00-	24.00-	5,437.00				130,488-	130,488-
115	UA	C1319	AP HUMAN RESOURCE ASSISTANT	1	1.00	24.00	4,291.00				102,984	102,984
115	UA	C1486	IP INFO SYSTEMS SPECIALIST 6	1-	1.00-	24.00-	5,344.00		19,238-		109,018-	128,256-
115	UA	C1487	IP INFO SYSTEMS SPECIALIST 7	1	1.00	24.00	8,166.00		29,398		166,586	195,984
115				4	4.00	96.00	6,504.58		471,170		359,926	831,096
				37	37.00	888.00	6,544.76		1,505,540	141,276	4,425,304	6,072,120

REPORT: SUMMARY LIST BY PKG BY SUMMARY XREF

2019-21

PROD FILE

AGENCY:12300 OREGON BUSINESS DEVEL DEPT

PICS SYSTEM: BUDGET PREPARATION

SUMMARY XREF:210-00-00 000 Business, Innovation

PKG	CLASS	COMP	DESCRIPTION	POS CNT	FTE	MOS	AVERAGE RATE	GF SAL	OF SAL	FF SAL	LF SAL	AF SAL
000	MESNZ7010	AP	PRINCIPAL EXECUTIVE/MANAGER F	1	1.00	24.00	10,121.00				242,904	242,904
000	MESNZ7012	AP	PRINCIPAL EXECUTIVE/MANAGER G	2	2.00	48.00	8,754.50				420,216	420,216
000	MMN X0863	AP	PROGRAM ANALYST 4	6	6.00	144.00	7,982.16				1,149,432	1,149,432
000	MMN X0873	AP	OPERATIONS & POLICY ANALYST 4	5	5.00	120.00	8,064.60		20,976		946,776	967,752
000	MMN X7010	AP	PRINCIPAL EXECUTIVE/MANAGER F	12	12.00	288.00	9,396.08		462,816		2,243,256	2,706,072
000	MMS X7004	AP	PRINCIPAL EXECUTIVE/MANAGER C	1	1.00	24.00	7,208.00		172,992			172,992
000	MMS X7010	AP	PRINCIPAL EXECUTIVE/MANAGER F	1	1.00	24.00	10,121.00		242,904			242,904
000	UA C0104	AP	OFFICE SPECIALIST 2	1	1.00	24.00	2,990.00				71,760	71,760
000	UA C0107	AP	ADMINISTRATIVE SPECIALIST 1	3	3.00	72.00	3,817.33		196,560		78,288	274,848
000	UA C0108	AP	ADMINISTRATIVE SPECIALIST 2	1	1.00	24.00	4,724.00				113,376	113,376
000	UA C0871	AP	OPERATIONS & POLICY ANALYST 2	1	1.00	24.00	6,275.00		150,600			150,600
000	UA C0872	AP	OPERATIONS & POLICY ANALYST 3	1	1.00	24.00	7,593.00				182,232	182,232
000	UA C0873	AP	OPERATIONS & POLICY ANALYST 4	4	3.50	84.00	8,356.00	200,544	150,408		350,952	701,904
000	UA C1001	AP	LOAN SPECIALIST 1	1	.50	12.00	5,437.00		65,244			65,244
000	UA C1002	AP	LOAN SPECIALIST 2	2	2.00	48.00	6,145.50		294,984			294,984
000	UA C1003	AP	LOAN SPECIALIST 3	6	6.00	144.00	7,534.50		1,084,968			1,084,968
000	UA C1118	AP	RESEARCH ANALYST 4	1	1.00	24.00	6,585.00				158,040	158,040
000	UA C1163	AP	ECONOMIST 3	1	1.00	24.00	7,593.00				182,232	182,232
000	UA C5247	AP	COMPLIANCE SPECIALIST 2	4	4.00	96.00	5,363.75		514,920			514,920
000	UA C5248	AP	COMPLIANCE SPECIALIST 3	2	2.00	48.00	6,758.50		324,408			324,408
000				56	55.00	1320.00	7,579.83	200,544	3,681,780		6,139,464	10,021,788

REPORT: SUMMARY LIST BY PKG BY SUMMARY XREF

2019-21

PROD FILE

AGENCY:12300 OREGON BUSINESS DEVEL DEPT

PICS SYSTEM: BUDGET PREPARATION

SUMMARY XREF:210-00-00 115 Business, Innovation

PKG	CLASS	COMP	DESCRIPTION	POS CNT	FTE	MOS	AVERAGE RATE	GF SAL	OF SAL	FF SAL	LF SAL	AF SAL
115	MMN	X0873	AP OPERATIONS & POLICY ANALYST	4	13	13.00	312.00	8,740.00	1,290,024	157,320	1,279,536	2,726,880
115	MMN	X7010	AP PRINCIPAL EXECUTIVE/MANAGER	F	9-	9.00-	216.00-	9,815.77	462,816-		1,657,392-	2,120,208-
115	UA	C0871	AP OPERATIONS & POLICY ANALYST	2	1-	1.00-	24.00-	6,275.00	150,600-			150,600-
115	UA	C0873	AP OPERATIONS & POLICY ANALYST	4		.50	12.00	8,356.00	100,272			100,272
115	UA	C1001	AP LOAN SPECIALIST	1		.50	12.00	5,437.00	65,244			65,244
115				3	4.00	96.00	8,734.58		842,124	157,320	377,856-	621,588
				59	59.00	1416.00	7,973.81	200,544	4,523,904	157,320	5,761,608	10,643,376

PKG	CLASS	COMP	DESCRIPTION	POS CNT	FTE	MOS	AVERAGE RATE	GF SAL	OF SAL	FF SAL	LF SAL	AF SAL
000	MESNZ7012	AP	PRINCIPAL EXECUTIVE/MANAGER G	1	1.00	24.00	10,615.00		254,760			254,760
000	MMN X0873	AP	OPERATIONS & POLICY ANALYST 4	2	2.00	48.00	8,150.50		209,760		181,464	391,224
000	MMS X7006	AP	PRINCIPAL EXECUTIVE/MANAGER D	1	1.00	24.00	8,332.00		199,968			199,968
000	MMS X7010	AP	PRINCIPAL EXECUTIVE/MANAGER F	1	1.00	24.00	10,121.00		170,033	72,871		242,904
000	UA C0107	AP	ADMINISTRATIVE SPECIALIST 1	4	4.00	96.00	3,444.00		185,034	70,518	75,072	330,624
000	UA C0435	AP	PROCUREMENT AND CONTRACT ASST	1	1.00	24.00	4,509.00		108,216			108,216
000	UA C0438	AP	PROCUREMENT & CONTRACT SPEC 3	1	1.00	24.00	7,242.00		173,808			173,808
000	UA C0862	AP	PROGRAM ANALYST 3	16	16.00	384.00	6,737.43		1,803,616	435,944	347,616	2,587,176
000	UA C0863	AP	PROGRAM ANALYST 4	6	6.00	144.00	7,531.83		849,428	62,939	172,217	1,084,584
000	UA C0870	AP	OPERATIONS & POLICY ANALYST 1	1	1.00	24.00	5,188.00		62,256	62,256		124,512
000	UA C1003	AP	LOAN SPECIALIST 3	3	3.00	72.00	7,362.33		484,530	45,558		530,088
000				37	37.00	888.00	6,788.13		4,501,409	750,086	776,369	6,027,864

PKG	CLASS	COMP	DESCRIPTION	POS CNT	FTE	MOS	AVERAGE RATE	GF SAL	OF SAL	FF SAL	LF SAL	AF SAL
090	MMS	X7008 AP	PRINCIPAL EXECUTIVE/MANAGER E	1	.83	20.00	6,542.00				130,840	130,840
090	UA	C0108 AP	ADMINISTRATIVE SPECIALIST 2	1	.25	6.00	3,403.00				20,418	20,418
090	UA	C0438 AP	PROCUREMENT & CONTRACT SPEC 3	1	.50	12.00	5,188.00				62,256	62,256
090	UA	C0865 AP	PUBLIC AFFAIRS SPECIALIST 2	1	.25	6.00	5,188.00				31,128	31,128
090	UA	C0873 AP	OPERATIONS & POLICY ANALYST 4	2	1.66	40.00	5,988.00				239,520	239,520
090	UA	C1117 AP	RESEARCH ANALYST 3	1	.50	12.00	4,509.00				54,108	54,108
090	UA	C1216 AP	ACCOUNTANT 2	1	.25	6.00	3,915.00				23,490	23,490
090	UA	C1488 IP	INFO SYSTEMS SPECIALIST 8	1	.50	12.00	6,449.00				77,388	77,388
090				9	4.74	114.00	5,241.11				639,148	639,148



PKG	CLASS	COMP	DESCRIPTION	POS CNT	FTE	MOS	AVERAGE RATE	GF SAL	OF SAL	FF SAL	LF SAL	AF SAL
115	UA	C0435	AP PROCUREMENT AND CONTRACT ASST	1-	1.00-	24.00-	4,509.00		108,216-			108,216-
115	UA	C0438	AP PROCUREMENT & CONTRACT SPEC 3	1-	1.00-	24.00-	7,242.00		173,808-			173,808-
115	UA	C0862	AP PROGRAM ANALYST 3	11-	11.00-	264.00-	6,881.54		1,380,784-	435,944-		1,816,728-
115	UA	C0872	AP OPERATIONS & POLICY ANALYST 3	6	6.00	144.00	7,593.00		747,188	346,204		1,093,392
115				7-	7.00-	168.00-	7,000.31		915,620-	89,740-		1,005,360-
				39	34.74	834.00	6,635.95		3,585,789	660,346	1,415,517	5,661,652

PKG	CLASS	COMP	DESCRIPTION	POS CNT	FTE	MOS	AVERAGE RATE	GF SAL	OF SAL	FF SAL	LF SAL	AF SAL
000	B	Y7500	AE BOARD AND COMMISSION MEMBER		.00	.00	0.00		4,200			4,200
000	MENNZ0119	AP	EXECUTIVE SUPPORT SPECIALIST 2	1	.50	12.00	3,486.00	41,832				41,832
000	MESNZ7008	AP	PRINCIPAL EXECUTIVE/MANAGER E	1	1.00	24.00	9,177.00	110,124	110,124			220,248
000	MMN X0806	AP	OFFICE MANAGER 2	1	1.00	24.00	5,127.00		123,048			123,048
000	MMN X0862	AP	PROGRAM ANALYST 3	3	3.00	72.00	7,561.00	410,472	133,920			544,392
000	MMN X0863	AP	PROGRAM ANALYST 4	1	1.00	24.00	7,561.00		181,464			181,464
000	MMN X0865	AP	PUBLIC AFFAIRS SPECIALIST 2	1	1.00	24.00	7,208.00		172,992			172,992
000	MMN X7004	AP	PRINCIPAL EXECUTIVE/MANAGER C	1	1.00	24.00	7,208.00	86,496	86,496			172,992
000	UA	C0107	AP ADMINISTRATIVE SPECIALIST 1	1	1.00	24.00	4,095.00		98,280			98,280
000	UA	C0861	AP PROGRAM ANALYST 2	1	1.00	24.00	5,188.00		124,512			124,512
000				11	10.50	252.00	4,405.90	648,924	1,035,036			1,683,960
				11	10.50	252.00	4,405.90	648,924	1,035,036			1,683,960
				146	141.24	3390.00	6,934.71	849,468	10,650,269	958,942	11,602,429	24,061,108

PKG	CLASS	COMP	DESCRIPTION	POS CNT	FTE	MOS	AVERAGE RATE	GF SAL	OF SAL	FF SAL	LF SAL	AF SAL
				146	141.24	3390.00	6,934.71	849,468	10,650,269	958,942	11,602,429	24,061,108

PKG	CLASS	COMP	DESCRIPTION	POS CNT	FTE	MOS	AVERAGE RATE	GF SAL	OF SAL	FF SAL	LF SAL	AF SAL
000	B	Y7500	AE BOARD AND COMMISSION MEMBER		.00	.00	0.00		4,200			4,200
000	MEAHZ7016	HP	PRINCIPAL EXECUTIVE/MANAGER I	1	1.00	24.00	15,147.00				363,528	363,528
000	MENNZ0119	AP	EXECUTIVE SUPPORT SPECIALIST 2	1	.50	12.00	3,486.00	41,832				41,832
000	MENNZ0830	AP	EXECUTIVE ASSISTANT	1	1.00	24.00	6,233.00				149,592	149,592
000	MESNZ7008	AP	PRINCIPAL EXECUTIVE/MANAGER E	1	1.00	24.00	9,177.00	110,124	110,124			220,248
000	MESNZ7010	AP	PRINCIPAL EXECUTIVE/MANAGER F	1	1.00	24.00	10,121.00				242,904	242,904
000	MESNZ7012	AP	PRINCIPAL EXECUTIVE/MANAGER G	4	4.00	96.00	9,955.00		254,760		700,920	955,680
000	MMN X0806	AP	OFFICE MANAGER 2	1	1.00	24.00	5,127.00		123,048			123,048
000	MMN X0862	AP	PROGRAM ANALYST 3	3	3.00	72.00	7,561.00	410,472	133,920			544,392
000	MMN X0863	AP	PROGRAM ANALYST 4	7	7.00	168.00	7,922.00		181,464		1,149,432	1,330,896
000	MMN X0865	AP	PUBLIC AFFAIRS SPECIALIST 2	1	1.00	24.00	7,208.00		172,992			172,992
000	MMN X0866	AP	PUBLIC AFFAIRS SPECIALIST 3	2	2.00	48.00	7,282.50				349,560	349,560
000	MMN X0873	AP	OPERATIONS & POLICY ANALYST 4	21	21.00	504.00	8,541.91		1,541,736	157,320	2,596,560	4,295,616
115	MMN X1245	AP	FISCAL ANALYST 3	1	1.00	24.00	7,942.00				190,608	190,608
000	MMN X1321	AP	HUMAN RESOURCE ANALYST 2	1	1.00	24.00	6,542.00		23,551		133,457	157,008
090	MMN X5618	AP	INTERNAL AUDITOR 3	1	1.00	24.00	6,233.00				149,592	149,592
000	MMN X7004	AP	PRINCIPAL EXECUTIVE/MANAGER C	1	1.00	24.00	7,208.00	86,496	86,496			172,992
000	MMN X7010	AP	PRINCIPAL EXECUTIVE/MANAGER F	3	3.00	72.00	9,575.95				585,864	585,864
115	MMS X1218	AP	ACCOUNTANT 4		.00	.00	7,942.00					
000	MMS X7004	AP	PRINCIPAL EXECUTIVE/MANAGER C	1	1.00	24.00	7,208.00		172,992			172,992
000	MMS X7006	AP	PRINCIPAL EXECUTIVE/MANAGER D	1	1.00	24.00	8,332.00		199,968			199,968
090	MMS X7008	AP	PRINCIPAL EXECUTIVE/MANAGER E	3	2.83	68.00	7,760.00		82,282		450,270	532,552
000	MMS X7008	IP	PRINCIPAL EXECUTIVE/MANAGER E	1	1.00	24.00	10,615.00		38,214		216,546	254,760
000	MMS X7010	AP	PRINCIPAL EXECUTIVE/MANAGER F	3	3.00	72.00	10,121.00		466,376	72,871	189,465	728,712
000	UA C0104	AP	OFFICE SPECIALIST 2	2	2.00	48.00	3,363.00	900			161,424	161,424

PKG	CLASS	COMP	DESCRIPTION	POS CNT	FTE	MOS	AVERAGE RATE	GF SAL	OF SAL	FF SAL	LF SAL	AF SAL
000	UA	C0107	AP ADMINISTRATIVE SPECIALIST 1	8	8.00	192.00	3,530.30		479,874	70,518	153,360	703,752
090	UA	C0108	AP ADMINISTRATIVE SPECIALIST 2	3	2.25	54.00	4,283.66		17,006		230,164	247,170
000	UA	C0118	AP EXECUTIVE SUPPORT SPECIALIST 1	1	1.00	24.00	3,736.00				89,664	89,664
000	UA	C0212	AP ACCOUNTING TECHNICIAN 3	1	1.00	24.00	3,262.00				78,288	78,288
115	UA	C0435	AP PROCUREMENT AND CONTRACT ASST	1	1.00	24.00	4,509.00		108,216			108,216
106	UA	C0437	AP PROCUREMENT & CONTRACT SPEC 2		.00	.00	4,724.00					
090	UA	C0438	AP PROCUREMENT & CONTRACT SPEC 3	3	2.50	60.00	6,420.40		236,064		124,512	360,576
000	UA	C0861	AP PROGRAM ANALYST 2	1	1.00	24.00	5,188.00		124,512			124,512
000	UA	C0862	AP PROGRAM ANALYST 3	5	5.00	120.00	6,796.14		422,832		347,616	770,448
000	UA	C0863	AP PROGRAM ANALYST 4	6	6.00	144.00	7,531.83		849,428	62,939	172,217	1,084,584
000	UA	C0864	AP PUBLIC AFFAIRS SPECIALIST 1	1	1.00	24.00	5,706.00				136,944	136,944
090	UA	C0865	AP PUBLIC AFFAIRS SPECIALIST 2	1	.25	6.00	5,188.00				31,128	31,128
000	UA	C0870	AP OPERATIONS & POLICY ANALYST 1	1	1.00	24.00	5,188.00		62,256	62,256		124,512
115	UA	C0871	AP OPERATIONS & POLICY ANALYST 2	1	1.00	24.00	6,275.00		150,600			150,600
115	UA	C0872	AP OPERATIONS & POLICY ANALYST 3	7	7.00	168.00	7,593.00		747,188	346,204	182,232	1,275,624
090	UA	C0873	AP OPERATIONS & POLICY ANALYST 4	6	5.66	136.00	7,764.00	200,544	250,680		590,472	1,041,696
115	UA	C1001	AP LOAN SPECIALIST 1	1	1.00	24.00	5,437.00		130,488			130,488
000	UA	C1002	AP LOAN SPECIALIST 2	2	2.00	48.00	6,145.50		294,984			294,984
000	UA	C1003	AP LOAN SPECIALIST 3	9	9.00	216.00	7,477.11		1,569,498	45,558		1,615,056
090	UA	C1117	AP RESEARCH ANALYST 3	1	.50	12.00	4,509.00				54,108	54,108
000	UA	C1118	AP RESEARCH ANALYST 4	1	1.00	24.00	6,585.00				158,040	158,040
000	UA	C1163	AP ECONOMIST 3	1	1.00	24.00	7,593.00				182,232	182,232
090	UA	C1216	AP ACCOUNTANT 2	3	2.25	54.00	4,339.33		62,256	62,256	117,450	241,962
000	UA	C1217	AP ACCOUNTANT 3	2	2.00	48.00	5,468.00		118,752		143,712	262,464
000	UA	C1218	AP ACCOUNTANT 4	2	2.00	48.00	7,247.00	901	347,856			347,856

PKG	CLASS	COMP	DESCRIPTION	POS CNT	FTE	MOS	AVERAGE RATE	GF SAL	OF SAL	FF SAL	LF SAL	AF SAL
115	UA	C1243	AP FISCAL ANALYST 1		.00	.00	5,437.00					
000	UA	C1244	AP FISCAL ANALYST 2	1	1.00	24.00	6,585.00		79,020	79,020		158,040
000	UA	C1245	AP FISCAL ANALYST 3	1	1.00	24.00	7,593.00		40,091		142,141	182,232
115	UA	C1319	AP HUMAN RESOURCE ASSISTANT	1	1.00	24.00	4,291.00				102,984	102,984
000	UA	C1484	IP INFO SYSTEMS SPECIALIST 4	2	2.00	48.00	6,036.00		21,229		268,499	289,728
000	UA	C1485	IP INFO SYSTEMS SPECIALIST 5	2	2.00	48.00	5,950.00		44,496		241,104	285,600
115	UA	C1486	IP INFO SYSTEMS SPECIALIST 6		.00	.00	5,344.00					
115	UA	C1487	IP INFO SYSTEMS SPECIALIST 7	1	1.00	24.00	8,166.00		29,398		166,586	195,984
090	UA	C1488	IP INFO SYSTEMS SPECIALIST 8	2	1.50	36.00	7,271.00		32,094		259,254	291,348
000	UA	C5247	AP COMPLIANCE SPECIALIST 2	4	4.00	96.00	5,363.75		514,920			514,920
000	UA	C5248	AP COMPLIANCE SPECIALIST 3	2	2.00	48.00	6,758.50		324,408			324,408
				146	141.24	3390.00	6,934.71	849,468	10,650,269	958,942	11,602,429	24,061,108

PKG	CLASS	COMP	DESCRIPTION	POS CNT	FTE	MOS	AVERAGE RATE	GF SAL	OF SAL	FF SAL	LF SAL	AF SAL
				146	141.24	3390.00	6,934.71	849,468	10,650,269	958,942	11,602,429	24,061,108

01/09/19 REPORT NO.: PPDPLWSBUD  
 REPORT: DETAIL LISTING BY SUMMARY XREF AGENCY  
 AGENCY: 12300 OREGON BUSINESS DEVEL DEPT  
 SUMMARY XREF: 110-00-00 090 Operations

DEPT. OF ADMIN. SVCS. -- PPDB PICS SYSTEM

PAGE 1  
 2019-21  
 PROD FILE  
 PICS SYSTEM: BUDGET PREPARATION

POSITION NUMBER	AUTH NO	ORG STRUC	F POS	Y TYP	CLASS	COMP	RNG	S T P	POS CNT	FTE	BUDGET RATE	MOS	GF SAL	OF SAL	FF SAL	LF SAL	T R K
3017050	001360620	110-01-00-00000	090	0	PF	MMN X5618 AP	31	02	1	1.00	6,233.00	24.00				149,592	
			EST DATE: 2019/07/01		EXP DATE: 9999/01/01												
			090						1	1.00		24.00				149,592	



01/09/19 REPORT NO.: PPDPLWSBUD  
REPORT: DETAIL LISTING BY SUMMARY XREF AGENCY  
AGENCY: 12300 OREGON BUSINESS DEVEL DEPT  
SUMMARY XREF: 110-00-00 105 Operations

DEPT. OF ADMIN. SVCS. -- PPDB PICS SYSTEM

PAGE 2  
2019-21  
PROD FILE  
PICS SYSTEM: BUDGET PREPARATION

POSITION NUMBER	AUTH NO	ORG STRUC	F POS PKG Y TYP	CLASS COMP	S T POS RNG P CNT	FTE	BUDGET RATE	MOS	GF SAL	OF SAL	FF SAL	LF SAL	T R K
3017048	001323580	110-01-00-00000	105 0 PF	UA C1488 IP	33 02	.00	6,449.00	.00					
EST DATE: 2019/07/01			EXP DATE: 9999/01/01										
			105			.00		.00					

01/09/19 REPORT NO.: PPDPLWSBUD  
 REPORT: DETAIL LISTING BY SUMMARY XREF AGENCY  
 AGENCY: 12300 OREGON BUSINESS DEVEL DEPT  
 SUMMARY XREF: 110-00-00 106 Operations

DEPT. OF ADMIN. SVCS. -- PPDB PICS SYSTEM

PAGE 3  
 2019-21  
 PROD FILE  
 PICS SYSTEM: BUDGET PREPARATION

POSITION NUMBER	AUTH NO	ORG STRUC	F POS PKG Y TYP	CLASS	COMP	RNG P	S T POS CNT	FTE	BUDGET RATE	MOS	GF SAL	OF SAL	FF SAL	LF SAL	T R K
3017049	001323600	110-01-00-00000	106 0 PF	UA	C0437 AP	27 02		.00	4,724.00	.00					
EST DATE: 2019/07/01			EXP DATE: 9999/01/01												
			106					.00		.00					

01/09/19 REPORT NO.: PPDPLWSBUD  
 REPORT: DETAIL LISTING BY SUMMARY XREF AGENCY  
 AGENCY: 12300 OREGON BUSINESS DEVEL DEPT  
 SUMMARY XREF: 110-00-00 115 Operations

DEPT. OF ADMIN. SVCS. -- PPDB PICS SYSTEM

PAGE 4  
 2019-21  
 PROD FILE  
 PICS SYSTEM: BUDGET PREPARATION

POSITION NUMBER	AUTH NO	ORG STRUC	F POS PKG Y TYP	CLASS COMP	S T POS RNG P	CNT	FTE	BUDGET RATE	MOS	GF SAL	OF SAL	FF SAL	LF SAL	T R K
0040103	000006770	110-01-00-00000	115 0 PF	UA C0438 AP	29 09	1	1.00	7,242.00	24.00		173,808			
EST DATE: 2019/07/01 EXP DATE: 9999/01/01														
0060612	000519200	110-01-00-00000	115 0 PF	UA C0107 AP	17 02	1-	1.00-	2,990.00	24.00-				71,760-	
EST DATE: 2019/07/01 EXP DATE: 9999/01/01														
0060612	000519200	110-01-00-00000	115 0 PF	UA C1319 AP	18 09	1	1.00	4,291.00	24.00				102,984	
EST DATE: 2019/07/01 EXP DATE: 9999/01/01														
0070116	000007750	110-01-00-00000	115 0 PF	UA C1486 IP	29 02	1-	1.00-	5,344.00	24.00-		19,238-		109,018-	
EST DATE: 2019/07/01 EXP DATE: 9999/01/01														
0070116	000007750	110-01-00-00000	115 0 PF	UA C1487 IP	31 09	1	1.00	8,166.00	24.00		29,398		166,586	
EST DATE: 2019/07/01 EXP DATE: 9999/01/01														
0070130	000556720	110-01-00-00000	115 0 PF	MMS X1218 AP	30 08	1-	1.00-	7,942.00	24.00-		47,652-		142,956-	
EST DATE: 2019/07/01 EXP DATE: 9999/01/01														
0070130	000556720	110-01-00-00000	115 0 PF	MMS X7008 AP	33X 09	1	1.00	9,177.00	24.00		55,062		165,186	
EST DATE: 2019/07/01 EXP DATE: 9999/01/01														
3000000	000806390	110-01-00-00000	115 0 PF	UA C0871 AP	27 08	1	1.00	6,275.00	24.00		150,600			
EST DATE: 2019/07/01 EXP DATE: 9999/01/01														
3006012	000977510	110-01-00-00000	115 0 PF	UA C1243 AP	23 09	1-	1.00-	5,437.00	24.00-				130,488-	
EST DATE: 2019/07/01 EXP DATE: 9999/01/01														
3006012	000977510	110-01-00-00000	115 0 PF	MMN X1245 AP	30 08	1	1.00	7,942.00	24.00				190,608	
EST DATE: 2019/07/01 EXP DATE: 9999/01/01														
3007006	000990780	110-01-00-00000	115 0 PF	UA C0435 AP	19 09	1	1.00	4,509.00	24.00		108,216			
EST DATE: 2019/07/01 EXP DATE: 9999/01/01														
3008002	001099090	110-01-00-00000	115 0 PF	MMN X0873 AP	32 08	1	1.00	8,740.00	24.00		20,976		188,784	
EST DATE: 2019/07/01 EXP DATE: 9999/01/01														
						115		4	4.00		96.00		471,170	359,926
								5	5.00		120.00		471,170	509,518

01/09/19 REPORT NO.: PPDPLWSBUD  
 REPORT: DETAIL LISTING BY SUMMARY XREF AGENCY  
 AGENCY: 12300 OREGON BUSINESS DEVEL DEPT  
 SUMMARY XREF: 210-00-00 115 Business, Innovation

DEPT. OF ADMIN. SVCS. -- PPDB PICS SYSTEM

PAGE 5  
 2019-21  
 PROD FILE  
 PICS SYSTEM: BUDGET PREPARATION

POSITION NUMBER	AUTH NO	ORG STRUC	F POS PKG Y TYP	CLASS COMP	S T POS RNG P	FTE	BUDGET RATE	MOS	GF SAL	OF SAL	FF SAL	LF SAL	T R K
0010203	000006220	210-01-01-00000	115 0 PF	MMN X7010 AP	35X 09	1-	10,121.00	24.00-				242,904-	
EST DATE: 2019/07/01 EXP DATE: 9999/01/01													
0010203	000006220	210-01-01-00000	115 0 PF	MMN X0873 AP	32 08	1	8,740.00	24.00				209,760	
EST DATE: 2019/07/01 EXP DATE: 9999/01/01													
0010204	000006230	210-01-01-00000	115 0 PF	MMN X7010 AP	35X 09	1-	10,121.00	24.00-				242,904-	
EST DATE: 2019/07/01 EXP DATE: 9999/01/01													
0010204	000006230	210-01-01-00000	115 0 PF	MMN X0873 AP	32 08	1	8,740.00	24.00				209,760	
EST DATE: 2019/07/01 EXP DATE: 9999/01/01													
0010205	000006240	210-01-04-00000	115 0 PF	MMN X7010 AP	35X 09	1-	10,121.00	24.00-				242,904-	
EST DATE: 2019/07/01 EXP DATE: 9999/01/01													
0010205	000006240	210-01-04-00000	115 0 PF	MMN X0873 AP	32 08	1	8,740.00	24.00				209,760	
EST DATE: 2019/07/01 EXP DATE: 9999/01/01													
0010314	000518950	210-01-01-00000	115 0 PF	MMN X7010 AP	35X 05	1-	8,332.00	24.00-				199,968-	
EST DATE: 2019/07/01 EXP DATE: 9999/01/01													
0010314	000518950	210-01-01-00000	115 0 PF	MMN X0873 AP	32 08	1	8,740.00	24.00				209,760	
EST DATE: 2019/07/01 EXP DATE: 9999/01/01													
0020107	000006500	210-01-01-00000	115 0 PF	MMN X7010 AP	35X 08	1-	9,642.00	24.00-		231,408-			
EST DATE: 2019/07/01 EXP DATE: 9999/01/01													
0020107	000006500	210-01-01-00000	115 0 PF	MMN X0873 AP	32 08	1	8,740.00	24.00		209,760			
EST DATE: 2019/07/01 EXP DATE: 9999/01/01													
0020113	000556610	210-01-01-00000	115 0 PF	MMN X7010 AP	35X 09	1-	10,121.00	24.00-				242,904-	
EST DATE: 2019/07/01 EXP DATE: 9999/01/01													
0020113	000556610	210-01-01-00000	115 0 PF	MMN X0873 AP	32 08	1	8,740.00	24.00				209,760	
EST DATE: 2019/07/01 EXP DATE: 9999/01/01													
0020201	000006600	210-01-01-00000	115 0 PF	MMN X0873 AP	32 08	1	8,740.00	24.00		209,760			
EST DATE: 2019/07/01 EXP DATE: 9999/01/01													
0040105	000006790	210-01-01-00000	115 0 PF	MMN X7010 AP	35X 09	1-	10,121.00	24.00-				242,904-	
EST DATE: 2019/07/01 EXP DATE: 9999/01/01													
0040105	000006790	210-01-01-00000	115 0 PF	MMN X0873 AP	32 08	1	8,740.00	24.00				209,760	
EST DATE: 2019/07/01 EXP DATE: 9999/01/01													
0060301	000006980	210-01-04-00000	115 0 PF	MMN X7010 AP	35X 09	1-	10,121.00	24.00-				242,904-	
EST DATE: 2019/07/01 EXP DATE: 9999/01/01													

01/09/19 REPORT NO.: PPDPLWSBUD  
 REPORT: DETAIL LISTING BY SUMMARY XREF AGENCY  
 AGENCY: 12300 OREGON BUSINESS DEVEL DEPT  
 SUMMARY XREF: 210-00-00 115 Business, Innovation

DEPT. OF ADMIN. SVCS. -- PPDB PICS SYSTEM

PAGE 6  
 2019-21  
 PROD FILE  
 PICS SYSTEM: BUDGET PREPARATION

POSITION NUMBER	AUTH NO	ORG STRUC	F POS PKG Y TYP	CLASS COMP	S T POS RNG P	FTE	BUDGET RATE	MOS	GF SAL	OF SAL	FF SAL	LF SAL	T R K
0060301	000006980	210-01-04-00000	115 0 PF	MMN X0873 AP	32 08	1	1.00	8,740.00	24.00			209,760	
EST DATE: 2019/07/01 EXP DATE: 9999/01/01													
0060428	000711630	210-01-01-00000	115 0 PF	MMN X7010 AP	35X 08	1-	1.00-	9,642.00	24.00-		231,408-		
EST DATE: 2019/07/01 EXP DATE: 9999/01/01													
0060428	000711630	210-01-01-00000	115 0 PF	MMN X0873 AP	32 08	1	1.00	8,740.00	24.00		209,760		
EST DATE: 2019/07/01 EXP DATE: 9999/01/01													
0060429	000720920	210-01-01-00000	115 0 PF	MMN X0873 AP	32 08	1	1.00	8,740.00	24.00		157,320	52,440	
EST DATE: 2019/07/01 EXP DATE: 9999/01/01													
3000000	000806390	210-01-00-00000	115 0 PF	UA C0871 AP	27 08	1-	1.00-	6,275.00	24.00-		150,600-		
EST DATE: 2019/07/01 EXP DATE: 9999/01/01													
3001002	000827430	210-01-01-00000	115 0 PF	MMN X0873 AP	32 08	1	1.00	8,740.00	24.00		209,760		
EST DATE: 2019/07/01 EXP DATE: 9999/01/01													
3001007	000827480	210-01-01-00000	115 0 PF	MMN X0873 AP	32 08	1	1.00	8,740.00	24.00		209,760		
EST DATE: 2019/07/01 EXP DATE: 9999/01/01													
3008002	001099090	210-01-00-00000	115 0 PF	MMN X0873 AP	32 08	1-	1.00-	8,740.00	24.00-		20,976-	188,784-	
EST DATE: 2019/07/01 EXP DATE: 9999/01/01													
3010002	001154170	210-01-01-00000	115 0 PF	MMN X0873 AP	32 08	1	1.00	8,740.00	24.00		104,880	104,880	
EST DATE: 2019/07/01 EXP DATE: 9999/01/01													
3011006	001162680	210-01-02-00000	115 0 PP	UA C1001 AP	23 09	1-	.50-	5,437.00	12.00-		65,244-		
EST DATE: 2019/07/01 EXP DATE: 9999/01/01													
3011006	001162680	210-01-02-00000	115 0 PF	UA C1001 AP	23 09	1	1.00	5,437.00	24.00		130,488		
EST DATE: 2019/07/01 EXP DATE: 9999/01/01													
3012001	001170900	210-01-02-00000	115 0 PP	UA C0873 AP	32 09	1-	.50-	8,356.00	12.00-		100,272-		
EST DATE: 2019/07/01 EXP DATE: 9999/01/01													
3012001	001170900	210-01-02-00000	115 0 PF	UA C0873 AP	32 09	1	1.00	8,356.00	24.00		200,544		
EST DATE: 2019/07/01 EXP DATE: 9999/01/01													
						115	3	4.00	96.00		842,124	157,320	377,856-
							3	4.00	96.00		842,124	157,320	377,856-

01/09/19 REPORT NO.: PPDPLWSBUD  
 REPORT: DETAIL LISTING BY SUMMARY XREF AGENCY  
 AGENCY: 12300 OREGON BUSINESS DEVEL DEPT  
 SUMMARY XREF: 300-00-00 090 Infrastructure

DEPT. OF ADMIN. SVCS. -- PPDB PICS SYSTEM

PAGE 7  
 2019-21  
 PROD FILE  
 PICS SYSTEM: BUDGET PREPARATION

POSITION NUMBER	AUTH NO	ORG STRUC	F POS PKG Y TYP	S T POS CLASS COMP	RNG P	CNT	FTE	BUDGET RATE	MOS	GF SAL	OF SAL	FF SAL	LF SAL	T R K
3017051	001360630	300-01-00-00000	090 0 PF	MMS X7008 AP	33X 02	1	.83	6,542.00	20.00				130,840	
EST DATE: 2019/11/01 EXP DATE: 9999/01/01														
3017052	001360640	300-01-00-00000	090 0 PF	UA C0873 AP	32 02	1	.83	5,988.00	20.00				119,760	
EST DATE: 2019/11/01 EXP DATE: 9999/01/01														
3017053	001360650	300-01-00-00000	090 0 PF	UA C0873 AP	32 02	1	.83	5,988.00	20.00				119,760	
EST DATE: 2019/11/01 EXP DATE: 9999/01/01														
3017054	001360660	300-01-00-00000	090 0 PF	UA C0108 AP	20 02	1	.25	3,403.00	6.00				20,418	
EST DATE: 2021/01/01 EXP DATE: 9999/01/01														
3017055	001360670	300-01-00-00000	090 0 PF	UA C1488 IP	33 02	1	.50	6,449.00	12.00				77,388	
EST DATE: 2020/07/01 EXP DATE: 9999/01/01														
3017056	001360680	300-01-00-00000	090 0 PF	UA C0438 AP	29 02	1	.50	5,188.00	12.00				62,256	
EST DATE: 2020/07/01 EXP DATE: 9999/01/01														
3017057	001360690	300-01-00-00000	090 0 PF	UA C1117 AP	26 02	1	.50	4,509.00	12.00				54,108	
EST DATE: 2020/07/01 EXP DATE: 9999/01/01														
3017058	001360700	300-01-00-00000	090 0 PF	UA C0865 AP	29 02	1	.25	5,188.00	6.00				31,128	
EST DATE: 2021/01/01 EXP DATE: 9999/01/01														
3017059	001360710	300-01-00-00000	090 0 PF	UA C1216 AP	23 02	1	.25	3,915.00	6.00				23,490	
EST DATE: 2021/01/01 EXP DATE: 9999/01/01														
			090				9	4.74		114.00			639,148	

01/09/19 REPORT NO.: PPDPLWSBUD  
 REPORT: DETAIL LISTING BY SUMMARY XREF AGENCY  
 AGENCY: 12300 OREGON BUSINESS DEVEL DEPT  
 SUMMARY XREF: 300-00-00 115 Infrastructure

DEPT. OF ADMIN. SVCS. -- PPDB PICS SYSTEM

PAGE 8  
 2019-21  
 PROD FILE  
 PICS SYSTEM: BUDGET PREPARATION

POSITION NUMBER	AUTH NO	ORG STRUC	F POS PKG Y TYP	CLASS COMP	S T POS RNG P	FTE	BUDGET RATE	MOS	GF SAL	OF SAL	FF SAL	LF SAL	T R K
0020201	000006600	300-01-00-00000	115 0 PF UA	C0862 AP	29 09 1-	1.00-	7,242.00	24.00-		173,808-			
EST DATE: 2019/07/01 EXP DATE: 9999/01/01													
0040103	000006770	300-01-00-00000	115 0 PF UA	C0438 AP	29 09 1-	1.00-	7,242.00	24.00-		173,808-			
EST DATE: 2019/07/01 EXP DATE: 9999/01/01													
0040104	000006780	300-01-00-00000	115 0 PF UA	C0862 AP	29 09 1-	1.00-	7,242.00	24.00-		173,808-			
EST DATE: 2019/07/01 EXP DATE: 9999/01/01													
0040104	000006780	300-01-00-00000	115 0 PF UA	C0872 AP	30 09 1	1.00	7,593.00	24.00		182,232			
EST DATE: 2019/07/01 EXP DATE: 9999/01/01													
0060406	000007070	300-01-00-00000	115 0 PF UA	C0862 AP	29 09 1-	1.00-	7,242.00	24.00-		95,594-	78,214-		
EST DATE: 2019/07/01 EXP DATE: 9999/01/01													
0060406	000007070	300-01-00-00000	115 0 PF UA	C0872 AP	30 09 1	1.00	7,593.00	24.00		100,246	81,986		
EST DATE: 2019/07/01 EXP DATE: 9999/01/01													
0060408	000007090	300-01-00-00000	115 0 PF UA	C0862 AP	29 09 1-	1.00-	7,242.00	24.00-		95,594-	78,214-		
EST DATE: 2019/07/01 EXP DATE: 9999/01/01													
0060408	000007090	300-01-00-00000	115 0 PF UA	C0872 AP	30 09 1	1.00	7,593.00	24.00		100,246	81,986		
EST DATE: 2019/07/01 EXP DATE: 9999/01/01													
0060412	000007130	300-01-00-00000	115 0 PF UA	C0862 AP	29 02 1-	1.00-	5,188.00	24.00-		62,256-	62,256-		
EST DATE: 2019/07/01 EXP DATE: 9999/01/01													
0060412	000007130	300-01-00-00000	115 0 PF UA	C0872 AP	30 09 1	1.00	7,593.00	24.00		91,116	91,116		
EST DATE: 2019/07/01 EXP DATE: 9999/01/01													
0060422	000556650	300-01-00-00000	115 0 PF UA	C0862 AP	29 09 1-	1.00-	7,242.00	24.00-		86,904-	86,904-		
EST DATE: 2019/07/01 EXP DATE: 9999/01/01													
0060422	000556650	300-01-00-00000	115 0 PF UA	C0872 AP	30 09 1	1.00	7,593.00	24.00		91,116	91,116		
EST DATE: 2019/07/01 EXP DATE: 9999/01/01													
0060429	000720920	300-01-00-00000	115 0 PF UA	C0862 AP	29 09 1-	1.00-	7,242.00	24.00-		130,356-	43,452-		
EST DATE: 2019/07/01 EXP DATE: 9999/01/01													
3001002	000827430	300-01-00-00000	115 0 PF UA	C0862 AP	29 07 1-	1.00-	6,585.00	24.00-		158,040-			
EST DATE: 2019/07/01 EXP DATE: 9999/01/01													
3001007	000827480	300-01-00-00000	115 0 PF UA	C0862 AP	29 09 1-	1.00-	7,242.00	24.00-		173,808-			
EST DATE: 2019/07/01 EXP DATE: 9999/01/01													
3007006	000990780	300-01-00-00000	115 0 PF UA	C0435 AP	19 09 1-	1.00-	4,509.00	24.00-		108,216-			
EST DATE: 2019/07/01 EXP DATE: 9999/01/01													

01/09/19 REPORT NO.: PPDPLWSBUD  
 REPORT: DETAIL LISTING BY SUMMARY XREF AGENCY  
 AGENCY: 12300 OREGON BUSINESS DEVEL DEPT  
 SUMMARY XREF: 300-00-00 115 Infrastructure

DEPT. OF ADMIN. SVCS. -- PPDB PICS SYSTEM

PAGE 9  
 2019-21  
 PROD FILE  
 PICS SYSTEM: BUDGET PREPARATION

POSITION NUMBER	AUTH NO	ORG STRUC	F POS PKG Y TYP	CLASS COMP	RNG P	S T POS CNT	FTE	BUDGET RATE	MOS	GF SAL	OF SAL	FF SAL	LF SAL	T R K
3010002	001154170	300-01-00-00000	115 0 PF UA	C0862 AP	29 09	1-	1.00-	7,242.00	24.00-		86,904-	86,904-		
EST DATE: 2019/07/01 EXP DATE: 9999/01/01														
3013029	001242950	300-01-00-00000	115 0 PF UA	C0862 AP	29 05	1-	1.00-	5,988.00	24.00-		143,712-			
EST DATE: 2019/07/01 EXP DATE: 9999/01/01														
3013029	001242950	300-01-00-00000	115 0 PF UA	C0872 AP	30 09	1	1.00	7,593.00	24.00		182,232			
EST DATE: 2019/07/01 EXP DATE: 9999/01/01														
			115			7-	7.00-		168.00-		915,620-	89,740-		
						2	2.26-		54.00-		915,620-	89,740-	639,148	
						10	6.74		162.00		397,674	67,580	770,810	



01/09/19 REPORT NO.: PPDPLWSBUD  
REPORT: DETAIL LISTING BY SUMMARY XREF AGENCY  
AGENCY: 12300 OREGON BUSINESS DEVEL DEPT  
SUMMARY XREF: 300-00-00 115 Infrastructure

DEPT. OF ADMIN. SVCS. -- PPDB PICS SYSTEM

PAGE 10  
2019-21  
PROD FILE  
PICS SYSTEM: BUDGET PREPARATION

POSITION NUMBER	AUTH NO	ORG STRUC	F POS	CLASS	COMP	S T RNG P	POS CNT	FTE	BUDGET RATE	MOS	GF SAL	OF SAL	FF SAL	LF SAL	T R K
							10	6.74		162.00		397,674	67,580	770,810	

POSITION NUMBER	CLASS	COMP	CLASS NAME	POS CNT	FTE	MOS	STEP	RATE	GF SAL/OPE	OF SAL/OPE	FF SAL/OPE	LF SAL/OPE	AF SAL/OPE
3017050	MMN	X5618	AP INTERNAL AUDITOR 3	1	1.00	24.00	02	6,233.00				149,592 72,133	149,592 72,133
TOTAL PICS SALARY												149,592	149,592
TOTAL PICS OPE												72,133	72,133
TOTAL PICS PERSONAL SERVICES =				---	-----	-----			-----	-----	-----	-----	-----
				1	1.00	24.00						221,725	221,725

PACKAGE: 115 - Budget Alignment

POSITION NUMBER	CLASS	COMP	CLASS NAME	POS CNT	FTE	MOS	STEP	RATE	GF SAL/OPE	OF SAL/OPE	FF SAL/OPE	LF SAL/OPE	AF SAL/OPE
0040103	UA	C0438	AP PROCUREMENT & CONTRACT SPEC 3	1	1.00	24.00	09	7,242.00		173,808 78,094			173,808 78,094
0060612	UA	C0107	AP ADMINISTRATIVE SPECIALIST 1	1-	1.00-	24.00-	02	2,990.00				71,760- 52,971-	71,760- 52,971-
0060612	UA	C1319	AP HUMAN RESOURCE ASSISTANT	1	1.00	24.00	09	4,291.00				102,984 60,657	102,984 60,657
0070116	UA	C1486	IP INFO SYSTEMS SPECIALIST 6	1-	1.00-	24.00-	02	5,344.00		19,238- 10,033-		109,018- 56,847-	128,256- 66,880-
0070116	UA	C1487	IP INFO SYSTEMS SPECIALIST 7	1	1.00	24.00	09	8,166.00		29,398 12,534		166,586 71,020	195,984 83,554
0070130	MMS	X1218	AP ACCOUNTANT 4	1-	1.00-	24.00-	08	7,942.00		47,652- 20,556-		142,956- 61,674-	190,608- 82,230-
0070130	MMS	X7008	AP PRINCIPAL EXECUTIVE/MANAGER E	1	1.00	24.00	09	9,177.00		55,062 22,381		165,186 67,147	220,248 89,528
3000000	UA	C0871	AP OPERATIONS & POLICY ANALYST 2	1	1.00	24.00	08	6,275.00		150,600 72,381			150,600 72,381
3006012	MMN	X1245	AP FISCAL ANALYST 3	1	1.00	24.00	08	7,942.00				190,608 82,230	190,608 82,230
3006012	UA	C1243	AP FISCAL ANALYST 1	1-	1.00-	24.00-	09	5,437.00				130,488- 67,429-	130,488- 67,429-
3007006	UA	C0435	AP PROCUREMENT AND CONTRACT ASST	1	1.00	24.00	09	4,509.00		108,216 61,946			108,216 61,946
3008002	MMN	X0873	AP OPERATIONS & POLICY ANALYST 4	1	1.00	24.00	08	8,740.00		20,976 8,695		188,784 78,251	209,760 86,946
TOTAL PICS SALARY										471,170		359,926	831,096
TOTAL PICS OPE										225,442		120,384	345,826
TOTAL PICS PERSONAL SERVICES =				---	4.00	96.00				696,612		480,310	1,176,922

REPORT: PACKAGE FISCAL IMPACT REPORT

2019-21

PROD FILE

AGENCY:12300 OREGON BUSINESS DEVEL DEPT

PICS SYSTEM: BUDGET PREPARATION

SUMMARY XREF:210-00-00 Business, Innovation, Trade

PACKAGE: 115 - Budget Alignment

POSITION NUMBER	CLASS	COMP	CLASS NAME	POS CNT	FTE	MOS	STEP	RATE	GF SAL/OPE	OF SAL/OPE	FF SAL/OPE	LF SAL/OPE	AF SAL/OPE
0010203	MMN	X0873	AP OPERATIONS & POLICY ANALYST	4	1	1.00	24.00	08	8,740.00			209,760 86,946	209,760 86,946
0010203	MMN	X7010	AP PRINCIPAL EXECUTIVE/MANAGER	F	1-	1.00-	24.00-	09	10,121.00			242,904- 95,106-	242,904- 95,106-
0010204	MMN	X0873	AP OPERATIONS & POLICY ANALYST	4	1	1.00	24.00	08	8,740.00			209,760 86,946	209,760 86,946
0010204	MMN	X7010	AP PRINCIPAL EXECUTIVE/MANAGER	F	1-	1.00-	24.00-	09	10,121.00			242,904- 95,106-	242,904- 95,106-
0010205	MMN	X0873	AP OPERATIONS & POLICY ANALYST	4	1	1.00	24.00	08	8,740.00			209,760 86,946	209,760 86,946
0010205	MMN	X7010	AP PRINCIPAL EXECUTIVE/MANAGER	F	1-	1.00-	24.00-	09	10,121.00			242,904- 95,106-	242,904- 95,106-
0010314	MMN	X0873	AP OPERATIONS & POLICY ANALYST	4	1	1.00	24.00	08	8,740.00			209,760 86,946	209,760 86,946
0010314	MMN	X7010	AP PRINCIPAL EXECUTIVE/MANAGER	F	1-	1.00-	24.00-	05	8,332.00			199,968- 84,536-	199,968- 84,536-
0020107	MMN	X0873	AP OPERATIONS & POLICY ANALYST	4	1	1.00	24.00	08	8,740.00		209,760 86,946		209,760 86,946
0020107	MMN	X7010	AP PRINCIPAL EXECUTIVE/MANAGER	F	1-	1.00-	24.00-	08	9,642.00		231,408- 92,276-		231,408- 92,276-
0020113	MMN	X0873	AP OPERATIONS & POLICY ANALYST	4	1	1.00	24.00	08	8,740.00			209,760 86,946	209,760 86,946
0020113	MMN	X7010	AP PRINCIPAL EXECUTIVE/MANAGER	F	1-	1.00-	24.00-	09	10,121.00			242,904- 95,106-	242,904- 95,106-
0020201	MMN	X0873	AP OPERATIONS & POLICY ANALYST	4	1	1.00	24.00	08	8,740.00		209,760 86,946		209,760 86,946

REPORT: PACKAGE FISCAL IMPACT REPORT

2019-21

PROD FILE

AGENCY:12300 OREGON BUSINESS DEVEL DEPT

PICS SYSTEM: BUDGET PREPARATION

SUMMARY XREF:210-00-00 Business, Innovation, Trade

PACKAGE: 115 - Budget Alignment

POSITION NUMBER	CLASS	COMP	CLASS NAME	POS CNT	FTE	MOS	STEP	RATE	GF SAL/OPE	OF SAL/OPE	FF SAL/OPE	LF SAL/OPE	AF SAL/OPE
0040105	MMN	X0873	AP OPERATIONS & POLICY ANALYST	4	1	1.00	24.00	08	8,740.00			209,760 86,946	209,760 86,946
0040105	MMN	X7010	AP PRINCIPAL EXECUTIVE/MANAGER	F	1-	1.00-	24.00-	09	10,121.00			242,904- 95,106-	242,904- 95,106-
0060301	MMN	X0873	AP OPERATIONS & POLICY ANALYST	4	1	1.00	24.00	08	8,740.00			209,760 86,946	209,760 86,946
0060301	MMN	X7010	AP PRINCIPAL EXECUTIVE/MANAGER	F	1-	1.00-	24.00-	09	10,121.00			242,904- 95,106-	242,904- 95,106-
0060428	MMN	X0873	AP OPERATIONS & POLICY ANALYST	4	1	1.00	24.00	08	8,740.00	209,760 86,946			209,760 86,946
0060428	MMN	X7010	AP PRINCIPAL EXECUTIVE/MANAGER	F	1-	1.00-	24.00-	08	9,642.00	231,408- 92,276-			231,408- 92,276-
0060429	MMN	X0873	AP OPERATIONS & POLICY ANALYST	4	1	1.00	24.00	08	8,740.00	157,320 65,210	52,440 21,736		209,760 86,946
3000000	UA	C0871	AP OPERATIONS & POLICY ANALYST	2	1-	1.00-	24.00-	08	6,275.00	150,600- 72,381-			150,600- 72,381-
3001002	MMN	X0873	AP OPERATIONS & POLICY ANALYST	4	1	1.00	24.00	08	8,740.00	209,760 86,946			209,760 86,946
3001007	MMN	X0873	AP OPERATIONS & POLICY ANALYST	4	1	1.00	24.00	08	8,740.00	209,760 86,946			209,760 86,946
3008002	MMN	X0873	AP OPERATIONS & POLICY ANALYST	4	1-	1.00-	24.00-	08	8,740.00	20,976- 8,695-		188,784- 78,251-	209,760- 86,946-
3010002	MMN	X0873	AP OPERATIONS & POLICY ANALYST	4	1	1.00	24.00	08	8,740.00	104,880 43,474	104,880 43,472		209,760 86,946
3011006	UA	C1001	AP LOAN SPECIALIST	1	1-	.50-	12.00-	09	5,437.00	65,244- 51,366-			65,244- 51,366-

REPORT: PACKAGE FISCAL IMPACT REPORT

2019-21

PROD FILE

AGENCY:12300 OREGON BUSINESS DEVEL DEPT

PICS SYSTEM: BUDGET PREPARATION

SUMMARY XREF:210-00-00 Business, Innovation, Trade

PACKAGE: 115 - Budget Alignment

POSITION NUMBER	CLASS	COMP	CLASS NAME	POS CNT	FTE	MOS	STEP	RATE	GF SAL/OPE	OF SAL/OPE	FF SAL/OPE	LF SAL/OPE	AF SAL/OPE
3011006	UA	C1001	AP LOAN SPECIALIST 1	1	1.00	24.00	09	5,437.00		130,488 67,429			130,488 67,429
3012001	UA	C0873	AP OPERATIONS & POLICY ANALYST 4	1-	.50-	12.00-	09	8,356.00		100,272- 59,990-			100,272- 59,990-
3012001	UA	C0873	AP OPERATIONS & POLICY ANALYST 4	1	1.00	24.00	09	8,356.00		200,544 84,677			200,544 84,677
TOTAL PICS SALARY										842,124	157,320	377,856-	621,588
TOTAL PICS OPE										318,536	65,208	124,801-	258,943
TOTAL PICS PERSONAL SERVICES =				3	4.00	96.00				1,160,660	222,528	502,657-	880,531

PACKAGE: 090 - Analyst Adjustments

POSITION NUMBER	CLASS	COMP	CLASS NAME	POS CNT	FTE	MOS	STEP	RATE	GF SAL/OPE	OF SAL/OPE	FF SAL/OPE	LF SAL/OPE	AF SAL/OPE
3017051	MMS	X7008	AP PRINCIPAL EXECUTIVE/MANAGER E	1	.83	20.00	02	6,542.00				130,840 61,633	130,840 61,633
3017052	UA	C0873	AP OPERATIONS & POLICY ANALYST 4	1	.83	20.00	02	5,988.00				119,760 58,905	119,760 58,905
3017053	UA	C0873	AP OPERATIONS & POLICY ANALYST 4	1	.83	20.00	02	5,988.00				119,760 58,905	119,760 58,905
3017054	UA	C0108	AP ADMINISTRATIVE SPECIALIST 2	1	.25	6.00	02	3,403.00				20,418 13,853	20,418 13,853
3017055	UA	C1488	IP INFO SYSTEMS SPECIALIST 8	1	.50	12.00	02	6,449.00				77,388 36,704	77,388 36,704
3017056	UA	C0438	AP PROCUREMENT & CONTRACT SPEC 3	1	.50	12.00	02	5,188.00				62,256 32,979	62,256 32,979
3017057	UA	C1117	AP RESEARCH ANALYST 3	1	.50	12.00	02	4,509.00				54,108 30,972	54,108 30,972
3017058	UA	C0865	AP PUBLIC AFFAIRS SPECIALIST 2	1	.25	6.00	02	5,188.00				31,128 16,489	31,128 16,489
3017059	UA	C1216	AP ACCOUNTANT 2	1	.25	6.00	02	3,915.00				23,490 14,609	23,490 14,609
TOTAL PICS SALARY												639,148	639,148
TOTAL PICS OPE												325,049	325,049
TOTAL PICS PERSONAL SERVICES =				9	4.74	114.00						964,197	964,197

PACKAGE: 115 - Budget Alignment

POSITION NUMBER	CLASS	COMP	CLASS NAME	POS CNT	FTE	MOS	STEP	RATE	GF SAL/OPE	OF SAL/OPE	FF SAL/OPE	LF SAL/OPE	AF SAL/OPE
0020201	UA	C0862	AP PROGRAM ANALYST 3	1-	1.00-	24.00-	09	7,242.00		173,808- 78,094-			173,808- 78,094-
0040103	UA	C0438	AP PROCUREMENT & CONTRACT SPEC 3	1-	1.00-	24.00-	09	7,242.00		173,808- 78,094-			173,808- 78,094-
0040104	UA	C0862	AP PROGRAM ANALYST 3	1-	1.00-	24.00-	09	7,242.00		173,808- 78,094-			173,808- 78,094-
0040104	UA	C0872	AP OPERATIONS & POLICY ANALYST 3	1	1.00	24.00	09	7,593.00		182,232 80,169			182,232 80,169
0060406	UA	C0862	AP PROGRAM ANALYST 3	1-	1.00-	24.00-	09	7,242.00		95,594- 42,952-	78,214- 35,142-		173,808- 78,094-
0060406	UA	C0872	AP OPERATIONS & POLICY ANALYST 3	1	1.00	24.00	09	7,593.00		100,246 44,102	81,986 36,067		182,232 80,169
0060408	UA	C0862	AP PROGRAM ANALYST 3	1-	1.00-	24.00-	09	7,242.00		95,594- 42,952-	78,214- 35,142-		173,808- 78,094-
0060408	UA	C0872	AP OPERATIONS & POLICY ANALYST 3	1	1.00	24.00	09	7,593.00		100,246 44,102	81,986 36,067		182,232 80,169
0060412	UA	C0862	AP PROGRAM ANALYST 3	1-	1.00-	24.00-	02	5,188.00		62,256- 32,980-	62,256- 32,978-		124,512- 65,958-
0060412	UA	C0872	AP OPERATIONS & POLICY ANALYST 3	1	1.00	24.00	09	7,593.00		91,116 40,086	91,116 40,083		182,232 80,169
0060422	UA	C0862	AP PROGRAM ANALYST 3	1-	1.00-	24.00-	09	7,242.00		86,904- 39,048-	86,904- 39,046-		173,808- 78,094-
0060422	UA	C0872	AP OPERATIONS & POLICY ANALYST 3	1	1.00	24.00	09	7,593.00		91,116 40,086	91,116 40,083		182,232 80,169
0060429	UA	C0862	AP PROGRAM ANALYST 3	1-	1.00-	24.00-	09	7,242.00		130,356- 58,571-	43,452- 19,523-		173,808- 78,094-



POSITION NUMBER	CLASS	COMP	CLASS NAME	POS CNT	FTE	MOS	STEP	RATE	GF SAL/OPE	OF SAL/OPE	FF SAL/OPE	LF SAL/OPE	AF SAL/OPE
3001002	UA	C0862	AP PROGRAM ANALYST 3	1-	1.00-	24.00-	07	6,585.00		158,040- 74,212-			158,040- 74,212-
3001007	UA	C0862	AP PROGRAM ANALYST 3	1-	1.00-	24.00-	09	7,242.00		173,808- 78,094-			173,808- 78,094-
3007006	UA	C0435	AP PROCUREMENT AND CONTRACT ASST	1-	1.00-	24.00-	09	4,509.00		108,216- 61,946-			108,216- 61,946-
3010002	UA	C0862	AP PROGRAM ANALYST 3	1-	1.00-	24.00-	09	7,242.00		86,904- 39,048-	86,904- 39,046-		173,808- 78,094-
3013029	UA	C0862	AP PROGRAM ANALYST 3	1-	1.00-	24.00-	05	5,988.00		143,712- 70,685-			143,712- 70,685-
3013029	UA	C0872	AP OPERATIONS & POLICY ANALYST 3	1	1.00	24.00	09	7,593.00		182,232 80,169			182,232 80,169
TOTAL PICS SALARY										915,620-	89,740-		1,005,360-
TOTAL PICS OPE										446,056-	48,577-		494,633-
TOTAL PICS PERSONAL SERVICES =				7-	7.00-	168.00-				1,361,676-	138,317-		1,499,993-