


Location

ALL » COUNTRY: United States

Jul 1, 2017 - Jun 30, 2018

 All Users
93.39% Sessions

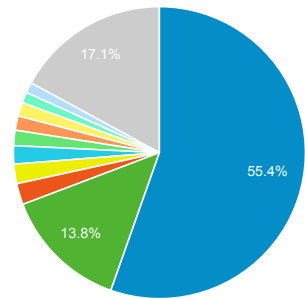
Map Overlay

Site Usage



Region	Sessions	Sessions
	745,481 % of Total: 93.39% (798,210)	745,481 % of Total: 93.39% (798,210)
1. Oregon	412,993	55.40%
2. North Carolina	103,160	13.84%
3. California	17,468	2.34%
4. Washington	16,083	2.16%
5. Montana	15,119	2.03%
6. Connecticut	12,635	1.69%
7. Texas	11,786	1.58%
8. New York	11,429	1.53%
9. Wisconsin	8,812	1.18%
10. Virginia	8,701	1.17%
11. Mississippi	7,823	1.05%
12. Michigan	6,692	0.90%
13. New Jersey	6,223	0.83%
14. New Hampshire	6,056	0.81%
15. Georgia	5,717	0.77%
16. Ohio	5,597	0.75%
17. Massachusetts	5,043	0.68%
18. Colorado	4,365	0.59%
19. Kansas	4,315	0.58%
20. Minnesota	4,236	0.57%
21. Missouri	4,194	0.56%
22. Oklahoma	4,185	0.56%
23. Pennsylvania	4,014	0.54%
24. Alabama	3,937	0.53%
25. Indiana	3,873	0.52%
26. South Carolina	3,848	0.52%
27. Illinois	3,405	0.46%
28. Maine	3,356	0.45%
29. Florida	3,348	0.45%
30. Kentucky	3,317	0.44%

Contribution to total: Sessions



31.	■ Nebraska	2,985	0.40%
32.	■ Idaho	2,646	0.35%
33.	■ Arizona	2,601	0.35%
34.	■ Tennessee	2,574	0.35%
35.	■ Louisiana	2,545	0.34%
36.	■ Maryland	2,454	0.33%
37.	■ Arkansas	2,305	0.31%
38.	■ Hawaii	2,204	0.30%
39.	■ Iowa	2,100	0.28%
40.	■ Wyoming	1,471	0.20%
41.	■ Rhode Island	1,393	0.19%
42.	■ District of Columbia	1,176	0.16%
43.	■ (not set)	1,099	0.15%
44.	■ West Virginia	1,033	0.14%
45.	■ Utah	974	0.13%
46.	■ Alaska	829	0.11%
47.	■ North Dakota	806	0.11%
48.	■ Vermont	741	0.10%
49.	■ Nevada	682	0.09%
50.	■ New Mexico	580	0.08%

Location

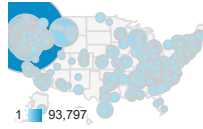
ALL » COUNTRY: United States

Jul 1, 2017 - Jun 30, 2018

All Users
93.39% Sessions

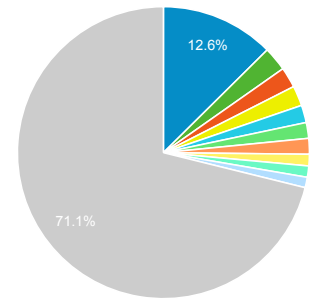
Map Overlay

Site Usage



City	Sessions	Sessions
	745,481 % of Total: 93.39% (798,210)	745,481 % of Total: 93.39% (798,210)
1. Portland	93,797	12.58%
2. Beaverton	19,921	2.67%
3. Eugene	16,949	2.27%
4. Salem	16,595	2.23%
5. Bend	14,404	1.93%
6. Bozeman	13,021	1.75%
7. Corvallis	12,997	1.74%
8. Sandy	9,554	1.28%
9. Gresham	9,301	1.25%
10. Klamath Falls	8,575	1.15%
11. McMinnville	8,555	1.15%
12. Medford	8,326	1.12%
13. Charlotte	8,287	1.11%
14. Madras	8,263	1.11%
15. Hood River	8,213	1.10%
16. Woodburn	7,335	0.98%
17. Wilsonville	6,863	0.92%
18. Silverton	6,349	0.85%
19. Raleigh	5,974	0.80%
20. Florence	5,705	0.77%
21. Appleton	5,638	0.76%
22. Milwaukie	5,066	0.68%
23. West Linn	4,946	0.66%
24. Southbury	4,693	0.63%
25. Stayton	4,653	0.62%
26. Greensboro	4,494	0.60%
27. Oakland	4,473	0.60%
28. Ontario	4,416	0.59%
29. Fulton	4,343	0.58%
30. Turner	4,232	0.57%

Contribution to total: Sessions



31.	■ Mooresville	4,207	0.56%
32.	■ Hillsboro	4,203	0.56%
33.	■ (not set)	4,020	0.54%
34.	■ Bedford	4,020	0.54%
35.	■ Roseburg	3,414	0.46%
36.	■ Cary	3,399	0.46%
37.	■ Central Point	3,390	0.45%
38.	■ Oregon City	3,350	0.45%
39.	■ Warrenton	3,349	0.45%
40.	■ Seaside	3,151	0.42%
41.	■ Canby	3,104	0.42%
42.	■ Winston-Salem	3,048	0.41%
43.	■ Grants Pass	3,006	0.40%
44.	■ Forest Grove	2,984	0.40%
45.	■ The Dalles	2,969	0.40%
46.	■ Sherwood	2,963	0.40%
47.	■ Molalla	2,927	0.39%
48.	■ Aurora	2,903	0.39%
49.	■ Kirkland	2,841	0.38%
50.	■ Keizer	2,782	0.37%
51.	■ Durant	2,781	0.37%
52.	■ Riverside	2,696	0.36%
53.	■ Walnut Cove	2,687	0.36%
54.	■ Ashland	2,641	0.35%
55.	■ Lake Oswego	2,635	0.35%
56.	■ Albany	2,569	0.34%
57.	■ Springfield	2,566	0.34%
58.	■ Huron Charter Township	2,563	0.34%
59.	■ Mission	2,561	0.34%
60.	■ Pendleton	2,558	0.34%
61.	■ Fayetteville	2,445	0.33%
62.	■ Jacksonville	2,421	0.32%
63.	■ Lebanon	2,360	0.32%
64.	■ Seattle	2,349	0.32%
65.	■ Durham	2,348	0.31%
66.	■ Omaha	2,209	0.30%
67.	■ Tualatin	2,188	0.29%
68.	■ Elk River	2,179	0.29%
69.	■ Cottage Grove	2,179	0.29%
70.	■ Lincolnton	2,098	0.28%
71.	■ Goose Creek	1,990	0.27%
72.	■ Lacona	1,930	0.26%
73.	■ Bellevue	1,918	0.26%
74.	■ Los Angeles	1,901	0.26%

75.	■ Tigard	1,887	0.25%
76.	■ Salinas	1,748	0.23%
77.	■ Morgantown	1,728	0.23%
78.	■ Snow Hill	1,719	0.23%
79.	■ Huntsville	1,707	0.23%
80.	■ Fulton	1,659	0.22%
81.	■ New York	1,643	0.22%
82.	■ Hays	1,641	0.22%
83.	■ Redmond	1,566	0.21%
84.	■ Stafford Township	1,564	0.21%
85.	■ Stanfield	1,560	0.21%
86.	■ Lillington	1,548	0.21%
87.	■ Gladstone	1,502	0.20%
88.	■ Rainier	1,493	0.20%
89.	■ Kailua	1,488	0.20%
90.	■ Troutdale	1,473	0.20%
91.	■ Astoria	1,434	0.19%
92.	■ Newton	1,389	0.19%
93.	■ Talent	1,389	0.19%
94.	■ Newberg	1,373	0.18%
95.	■ Monmouth	1,335	0.18%
96.	■ Concord	1,330	0.18%
97.	■ Hermiston	1,325	0.18%
98.	■ Eagle Point	1,294	0.17%
99.	■ Prince George	1,284	0.17%
100.	■ Kings Mountain	1,269	0.17%
101.	■ Salisbury	1,269	0.17%
102.	■ Laurel	1,261	0.17%
103.	■ Colorado Springs	1,245	0.17%
104.	■ Southern Pines	1,240	0.17%
105.	■ Amity	1,219	0.16%
106.	■ Independence	1,219	0.16%
107.	■ Coos Bay	1,217	0.16%
108.	■ Madison	1,205	0.16%
109.	■ Sandusky South	1,202	0.16%
110.	■ Matthews	1,199	0.16%
111.	■ Gervais	1,189	0.16%
112.	■ Brookings	1,183	0.16%
113.	■ Washington	1,176	0.16%
114.	■ Tukwila	1,172	0.16%
115.	■ Killingworth	1,170	0.16%
116.	■ Monroe	1,164	0.16%
117.	■ Charles City	1,158	0.16%
118.	■ Spring Hill	1,141	0.15%

119.	■ Drain	1,132	0.15%
120.	■ Greenville	1,124	0.15%
121.	■ Fayetteville	1,113	0.15%
122.	■ Vale	1,112	0.15%
123.	■ Lakeview	1,099	0.15%
124.	■ Houston	1,090	0.15%
125.	■ Saint Helens	1,084	0.15%
126.	■ Estacada	1,080	0.14%
127.	■ Hickory	1,066	0.14%
128.	■ Lexington	1,037	0.14%
129.	■ Boone	1,025	0.14%
130.	■ Powell	1,022	0.14%
131.	■ Mount Holly	1,015	0.14%
132.	■ Chapel Hill	1,014	0.14%
133.	■ Wilmington	989	0.13%
134.	■ Alexandria	969	0.13%
135.	■ Suamico	967	0.13%
136.	■ Lenoir	966	0.13%
137.	■ San Francisco	958	0.13%
138.	■ Tillamook	958	0.13%
139.	■ Creedmoor	952	0.13%
140.	■ Burlington	948	0.13%
141.	■ Lincoln	938	0.13%
142.	■ Nyssa	933	0.13%
143.	■ La Grande	922	0.12%
144.	■ Carthage	913	0.12%
145.	■ Vancouver	912	0.12%
146.	■ Gastonia	906	0.12%
147.	■ Goldsboro	904	0.12%
148.	■ Halsey	904	0.12%
149.	■ Clayton	895	0.12%
150.	■ Aloha	884	0.12%
151.	■ New Milford	880	0.12%
152.	■ Merlin	871	0.12%
153.	■ El Paso	868	0.12%
154.	■ Foley	867	0.12%
155.	■ Fort Wayne	866	0.12%
156.	■ North Bend	863	0.12%
157.	■ Raeford	852	0.11%
158.	■ Asheville	849	0.11%
159.	■ Albemarle	844	0.11%
160.	■ Rome	830	0.11%
161.	■ Philomath	830	0.11%
162.	■ Robbins	827	0.11%
163.	■ Middlebury	799	0.11%

163.	■ Middlebury	789	0.11%
164.	■ Cranston	780	0.10%
165.	■ Ponchatoula	777	0.10%
166.	■ Atlanta	772	0.10%
167.	■ Burns	772	0.10%
168.	■ Prineville	756	0.10%
169.	■ Boise	753	0.10%
170.	■ Rockwall	748	0.10%
171.	■ Benton	747	0.10%
172.	■ Tupelo	737	0.10%
173.	■ Redmond	718	0.10%
174.	■ Roswell	716	0.10%
175.	■ Columbus	713	0.10%
176.	■ Reedsport	712	0.10%
177.	■ Phoenix	707	0.09%
178.	■ Anchorage	697	0.09%
179.	■ Elizabethtown	695	0.09%
180.	■ Haddon Heights	689	0.09%
181.	■ Wake Forest	687	0.09%
182.	■ Chandler	686	0.09%
183.	■ San Diego	685	0.09%
184.	■ Denver	684	0.09%
185.	■ Chicago	678	0.09%
186.	■ Branford	673	0.09%
187.	■ Mocksville	649	0.09%
188.	■ LaFayette	648	0.09%
189.	■ Salisbury	639	0.09%
190.	■ Union	637	0.09%
191.	■ Kinston	635	0.09%
192.	■ Newport	633	0.08%
193.	■ Dufur	629	0.08%
194.	■ Shannon	625	0.08%
195.	■ Wilson	624	0.08%
196.	■ Caldwell	621	0.08%
197.	■ Harrisburg	615	0.08%
198.	■ Waynesville	613	0.08%
199.	■ Sanford	594	0.08%
200.	■ Lisbon	594	0.08%
201.	■ Hayesville	593	0.08%
202.	■ Sutherlin	590	0.08%
203.	■ San Antonio	589	0.08%
204.	■ Boring	580	0.08%
205.	■ Enterprise	580	0.08%
206.	■ Marshall	572	0.08%
207.	■ Buffalo	568	0.08%

208.	■ Dover-Foxcroft	568	0.08%
209.	■ Yorba Linda	563	0.08%
210.	■ Columbus	558	0.07%
211.	■ Oxford	551	0.07%
212.	■ Merrimack	550	0.07%
213.	■ Gilcrest	541	0.07%
214.	■ Township of Taylorsville	538	0.07%
215.	■ Minneapolis	531	0.07%
216.	■ San Jose	528	0.07%
217.	■ Bangor	524	0.07%
218.	■ Wendell	515	0.07%
219.	■ Prospect	508	0.07%
220.	■ Umatilla	506	0.07%
221.	■ McAlester	505	0.07%
222.	■ Dayton	505	0.07%
223.	■ Phoenix	502	0.07%
224.	■ Fuquay Varina	501	0.07%
225.	■ Happy Valley	495	0.07%
226.	■ Graham	490	0.07%
227.	■ Dallas	486	0.07%
228.	■ Lakewood	484	0.06%
229.	■ Spokane	481	0.06%
230.	■ Chittenango	480	0.06%
231.	■ Santa Clara	476	0.06%
232.	■ Mount Airy	476	0.06%
233.	■ Shelby	474	0.06%
234.	■ Ocilla	471	0.06%
235.	■ Mebane	468	0.06%
236.	■ Toms River	468	0.06%
237.	■ Ashburn	466	0.06%
238.	■ Poulsbo	466	0.06%
239.	■ Indianapolis	464	0.06%
240.	■ Roanoke	464	0.06%
241.	■ Huntington	464	0.06%
242.	■ Swampscott	462	0.06%
243.	■ Pleasant Hill	462	0.06%
244.	■ Bailey	461	0.06%
245.	■ Sylva	459	0.06%
246.	■ Baker City	458	0.06%
247.	■ Sheridan	456	0.06%
248.	■ Boston	455	0.06%
249.	■ Lancaster	450	0.06%
250.	■ Pittsboro	444	0.06%

ALL » COUNTRY: United States ▾



All Users
93.39% Sessions



+ Add Segment

Map Overlay

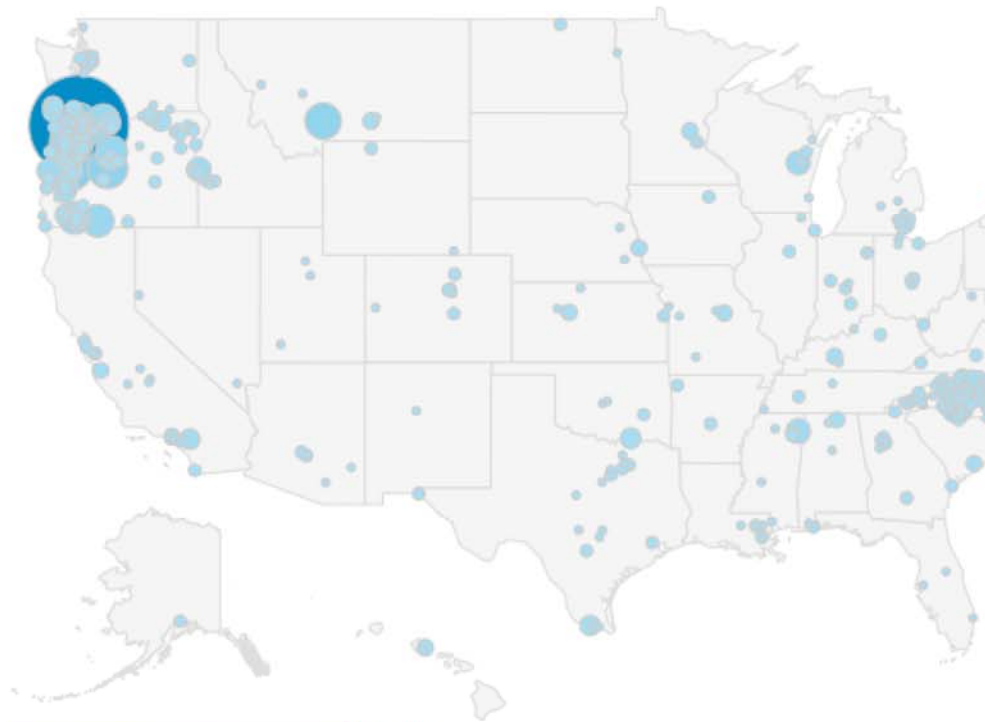
Explorer

Summary

Site Usage

Ecommerce

Sessions ▾




1  93,797

Location

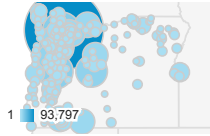
ALL » COUNTRY: [United States](#) » REGION: [Oregon](#)

Jul 1, 2017 - Jun 30, 2018

 All Users
51.74% Sessions

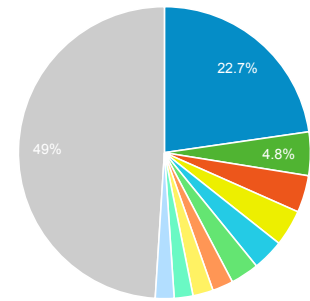
Map Overlay

Site Usage



City	Sessions	Sessions
	412,993 % of Total: 51.74% (798,210)	412,993 % of Total: 51.74% (798,210)
1. Portland	93,797	22.71%
2. Beaverton	19,921	4.82%
3. Eugene	16,949	4.10%
4. Salem	16,595	4.02%
5. Bend	14,404	3.49%
6. Corvallis	12,997	3.15%
7. Sandy	9,554	2.31%
8. Gresham	9,301	2.25%
9. Klamath Falls	8,575	2.08%
10. McMinnville	8,555	2.07%
11. Medford	8,326	2.02%
12. Madras	8,263	2.00%
13. Hood River	8,213	1.99%
14. Woodburn	7,335	1.78%
15. Wilsonville	6,863	1.66%
16. Silverton	6,349	1.54%
17. Florence	5,705	1.38%
18. Milwaukie	5,066	1.23%
19. West Linn	4,946	1.20%
20. Stayton	4,653	1.13%
21. Oakland	4,473	1.08%
22. Ontario	4,416	1.07%
23. Turner	4,232	1.02%
24. Hillsboro	4,203	1.02%
25. Roseburg	3,414	0.83%
26. Central Point	3,390	0.82%
27. Oregon City	3,350	0.81%
28. Warrenton	3,349	0.81%
29. Seaside	3,151	0.76%
30. Canby	3,104	0.75%

Contribution to total: Sessions



31.	■ Grants Pass	3,006	0.73%
32.	■ Forest Grove	2,984	0.72%
33.	■ The Dalles	2,969	0.72%
34.	■ Sherwood	2,963	0.72%
35.	■ Molalla	2,927	0.71%
36.	■ Aurora	2,903	0.70%
37.	■ Keizer	2,782	0.67%
38.	■ Ashland	2,641	0.64%
39.	■ Lake Oswego	2,635	0.64%
40.	■ Albany	2,569	0.62%
41.	■ Springfield	2,566	0.62%
42.	■ Pendleton	2,558	0.62%
43.	■ Lebanon	2,360	0.57%
44.	■ Tualatin	2,188	0.53%
45.	■ Cottage Grove	2,179	0.53%
46.	■ Tigard	1,887	0.46%
47.	■ Redmond	1,566	0.38%
48.	■ Stanfield	1,560	0.38%
49.	■ Gladstone	1,502	0.36%
50.	■ Rainier	1,493	0.36%
51.	■ Troutdale	1,473	0.36%
52.	■ Astoria	1,434	0.35%
53.	■ Talent	1,389	0.34%
54.	■ Newberg	1,373	0.33%
55.	■ Monmouth	1,335	0.32%
56.	■ Hermiston	1,325	0.32%
57.	■ Eagle Point	1,294	0.31%
58.	■ Amity	1,219	0.30%
59.	■ Independence	1,219	0.30%
60.	■ Coos Bay	1,217	0.29%
61.	■ Gervais	1,189	0.29%
62.	■ Brookings	1,183	0.29%
63.	■ Drain	1,132	0.27%
64.	■ Vale	1,112	0.27%
65.	■ Lakeview	1,099	0.27%
66.	■ Saint Helens	1,084	0.26%
67.	■ Estacada	1,080	0.26%
68.	■ Tillamook	958	0.23%
69.	■ Nyssa	933	0.23%
70.	■ La Grande	922	0.22%
71.	■ Halsey	904	0.22%
72.	■ Aloha	884	0.21%
73.	■ Merlin	871	0.21%
74.	■ North Bend	863	0.21%

75.	■ Philomath	830	0.20%
76.	■ Burns	772	0.19%
77.	■ Prineville	756	0.18%
78.	■ Reedsport	712	0.17%
79.	■ Phoenix	707	0.17%
80.	■ Union	637	0.15%
81.	■ Newport	633	0.15%
82.	■ Dufur	629	0.15%
83.	■ Harrisburg	615	0.15%
84.	■ Sutherlin	590	0.14%
85.	■ Boring	580	0.14%
86.	■ Enterprise	580	0.14%
87.	■ Prospect	508	0.12%
88.	■ Umatilla	506	0.12%
89.	■ Dayton	505	0.12%
90.	■ Happy Valley	495	0.12%
91.	■ Pleasant Hill	462	0.11%
92.	■ Baker City	458	0.11%
93.	■ Sheridan	456	0.11%
94.	■ Dallas	427	0.10%
95.	■ John Day	407	0.10%
96.	■ La Pine	402	0.10%
97.	■ Joseph	400	0.10%
98.	■ Sunnyside	398	0.10%
99.	■ Lowell	397	0.10%
100.	■ Creswell	377	0.09%
101.	■ Junction City	369	0.09%
102.	■ Colton	368	0.09%
103.	■ Mill City	365	0.09%
104.	■ Halfway	352	0.09%
105.	■ Dundee	316	0.08%
106.	■ Mount Hood Village	305	0.07%
107.	■ Sweet Home	301	0.07%
108.	■ Alsea	280	0.07%
109.	■ Wallowa	262	0.06%
110.	■ Oak Grove	248	0.06%
111.	■ Beavercreek	238	0.06%
112.	■ Culver	231	0.06%
113.	■ (not set)	227	0.05%
114.	■ Camas Valley	224	0.05%
115.	■ Blachly	212	0.05%
116.	■ Hubbard	211	0.05%
117.	■ Gold Beach	209	0.05%
118.	■ Oatfield	203	0.05%


119.	█ Clackamas	193	0.05%
120.	█ Imbler	193	0.05%
121.	█ North Plains	179	0.04%
122.	█ Rogue River	179	0.04%
123.	█ Mount Angel	176	0.04%
124.	█ Boardman	174	0.04%
125.	█ Murphy	167	0.04%
126.	█ Parkdale	163	0.04%
127.	█ Sisters	160	0.04%
128.	█ Elmira	155	0.04%
129.	█ Yamhill	149	0.04%
130.	█ Spray	143	0.03%
131.	█ Lincoln City	129	0.03%
132.	█ Days Creek	121	0.03%
133.	█ Fossil	119	0.03%
134.	█ Jefferson	115	0.03%
135.	█ Williams	115	0.03%
136.	█ Warm Springs	93	0.02%
137.	█ Fairview	91	0.02%
138.	█ Coquille	89	0.02%
139.	█ Marion	87	0.02%
140.	█ Heppner	81	0.02%
141.	█ Aumsville	79	0.02%
142.	█ West Haven-Sylvan	78	0.02%
143.	█ Waldport	73	0.02%
144.	█ Falls City	72	0.02%
145.	█ Damascus	69	0.02%
146.	█ Butte Falls	58	0.01%
147.	█ Willamina	57	0.01%
148.	█ Athena	49	0.01%
149.	█ Veneta	49	0.01%
150.	█ Vernonia	49	0.01%
151.	█ Glide	48	0.01%
152.	█ Weston	46	0.01%
153.	█ Scappoose	44	0.01%
154.	█ White City	41	0.01%
155.	█ Gaston	40	0.01%
156.	█ Winston	40	0.01%
157.	█ Myrtle Creek	39	0.01%
158.	█ Chiloquin	36	0.01%
159.	█ Myrtle Point	33	0.01%
160.	█ Bandon	31	0.01%
161.	█ Cave Junction	31	0.01%
162.	█ Clatskanie	27	0.01%
163.	█ Yoncalla	27	0.01%

163.	■ Yorickalla	27	0.01%
164.	■ Mulino	27	0.01%
165.	■ Elkton	25	0.01%
166.	■ Port Orford	24	0.01%
167.	■ Cove	22	0.01%
168.	■ Jacksonville	22	0.01%
169.	■ Lyons	22	0.01%
170.	■ Corbett	21	0.01%
171.	■ Cascade Locks	19	0.00%
172.	■ Riddle	18	0.00%
173.	■ Milton-Freewater	16	0.00%
174.	■ Rockaway Beach	16	0.00%
175.	■ Cannon Beach	15	0.00%
176.	■ Depoe Bay	14	0.00%
177.	■ Eagle Creek	14	0.00%
178.	■ Grand Ronde	13	0.00%
179.	■ Monroe	13	0.00%
180.	■ Canyonville	11	0.00%
181.	■ Cornelius	11	0.00%
182.	■ Elgin	11	0.00%
183.	■ Lakeside	11	0.00%
184.	■ Brownsville	10	0.00%
185.	■ Hebo	10	0.00%
186.	■ Manzanita	9	0.00%
187.	■ Glendale	8	0.00%
188.	■ Oakridge	7	0.00%
189.	■ Yachats	7	0.00%
190.	■ Marcola	6	0.00%
191.	■ Paisley	6	0.00%
192.	■ Three Rivers	6	0.00%
193.	■ Arlington	5	0.00%
194.	■ Condon	5	0.00%
195.	■ Mosier	5	0.00%
196.	■ North Powder	5	0.00%
197.	■ Echo	4	0.00%
198.	■ Pilot Rock	4	0.00%
199.	■ Seal Rock	4	0.00%
200.	■ Wasco	4	0.00%
201.	■ Camp Sherman	3	0.00%
202.	■ Mapleton	3	0.00%
203.	■ Mount Vernon	3	0.00%
204.	■ Tangent	2	0.00%
205.	■ Christmas Valley	1	0.00%
206.	■ Crabtree	1	0.00%
207.	■ Powers	1	0.00%

208.	■ Selma	1	0.00%
209.	■ Vida	1	0.00%
210.	■ Welches	1	0.00%

Rows 1 - 210 of 210

ALL » COUNTRY: United States ▾ » REGION: Oregon ▾

 All Users
51.74% Sessions

 + Add Segment

Map Overlay Explorer

Summary Site Usage Ecommerce

Sessions ▾

