

Presentation to the  
Human Services Subcommittee

# **Self-Sufficiency Programs**

## **Committed to Long-Term Success**

Kim Fredlund, Self-Sufficiency Programs Director  
Dan Haun, Self-Sufficiency Programs Deputy Director

February 19, 2019

# Presentation Overview

- Who we are
- Poverty and Employment
- Moving Oregonians toward self sufficiency
- Goals
- Who we serve
- Successes/What's Next/Your Help Needed
- Key Performance Measures
- Budget and Forecasting

SELF-SUFFICIENCY PROGRAMS

---

Self-Sufficiency Programs serve Oregonians of all ages through a variety of programs and partnerships.

Benefits and services offered provide a safety net of services, family stability and a connection to careers aimed at reducing poverty in Oregon and stopping the cycle of poverty for the next generation.

# What is Poverty?

The World Bank Organization describes poverty in this way:

“Poverty is hunger. Poverty is lack of shelter. Poverty is being sick and not being able to see a doctor. Poverty is not having access to school and not knowing how to read. Poverty is not having a job, is fear for the future, living one day at a time.

Poverty has many faces, changing from place to place and across time, and has been described in many ways. Most often, poverty is a situation people want to escape. So poverty is a call to action -- for the poor and the wealthy alike -- a call to change ... so that many more may have enough to eat, adequate shelter, access to education and health, protection from violence, and a voice in what happens in their communities.”

# Self-Sufficiency Standard

The Self-Sufficiency Standard defines the minimum income needed to realistically support a family, meeting basic needs without aid from government, community or personal aid.

*The Self-Sufficiency Standard was created by Dr. Diana Pearce from the University of Washington*

# Oregon's Self-Sufficiency Standard

The Self-Sufficiency Standard for Select Oregon Places and Family Types, 2017

County	One Adult	One Adult One Preschooler	One Adult One Preschooler One School-age	Two Adults One Preschooler One School-age
Clackamas County	\$29,536	\$54,324	\$67,868	\$75,838
Deschutes County	\$22,899	\$42,549	\$52,542	\$53,595
Jackson County	\$20,595	\$39,266	\$40,297	\$48,981
Klamath County	\$19,079	\$28,536	\$33,390	\$41,827
Lane County	\$20,935	\$43,578	\$54,486	\$53,779
Marion County	\$19,932	\$30,454	\$35,287	\$44,083
Multnomah County	\$25,360	\$52,510	\$66,685	\$70,744
Umatilla County	\$19,160	\$30,187	\$35,222	\$44,108
Washington County	\$29,053	\$54,885	\$67,921	\$75,710
Yamhill County	\$27,151	\$45,886	\$55,580	\$58,714

The standard for all counties and family types can be found at <http://selfsufficiencystandard.org/node/76>

## SELF-SUFFICIENCY PROGRAMS

# 185% FPL vs the Self-Sufficiency Standard

Amounts shown are for a 3 person household

	185% FPL	Self-Sufficiency Standard	Difference
--	----------	---------------------------	------------

## Clackamas

Annual	\$38,448	\$67,868	-\$29,420
Monthly	\$3,204	\$5,656	-\$2,452
Hourly	\$18.20	\$32.13	-\$13.93

## Lane

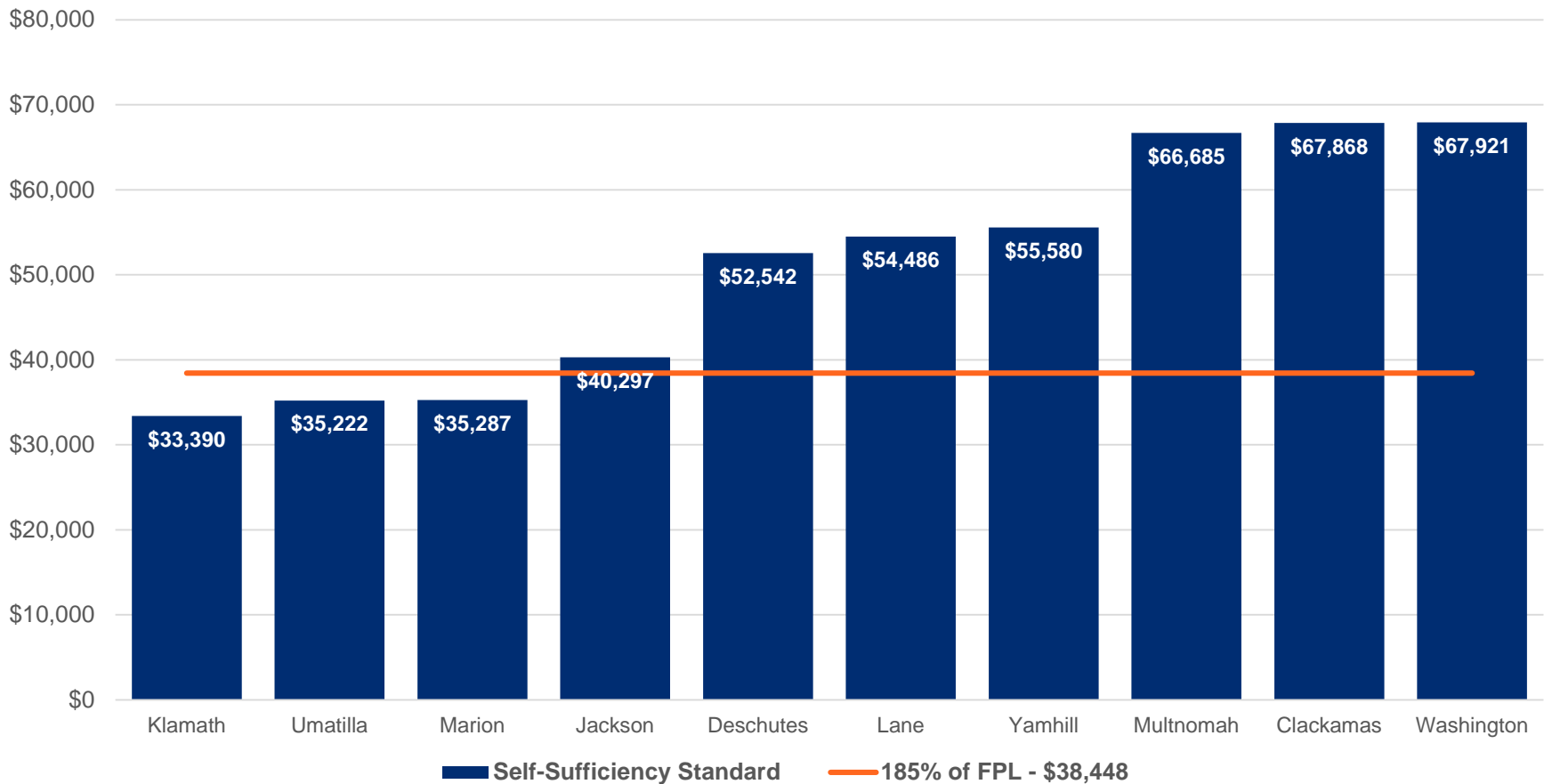
Annual	\$38,448	\$54,486	-\$16,038
Monthly	\$3,204	\$4,541	-\$1,337
Hourly	\$18.20	\$25.80	-\$7.60

## Jackson

Annual	\$38,448	\$40,297	-\$1,849
Monthly	\$3,204	\$3,358	-\$154
Hourly	\$18.20	\$19.08	-\$.88

SELF-SUFFICIENCY PROGRAMS

# 185% FPL vs the Self-Sufficiency Standard for a three person household



## SELF-SUFFICIENCY PROGRAMS



# What Self-Sufficiency Means to Me

“Basically, to me it means being independent. Being able to do everything on my own. It means a good paying job that lets me live and take care of my kids. Not just living check to check, not enjoying anything. I want better for my family. I want to show my kids that there is more to life than just living check to check and struggling. I want a job that lets me show my kids that they can have some fun, invest, travel, shop, and help others out – that they can do something with their money, not just work to survive.”

*Nicie Hawkins*

SELF-SUFFICIENCY PROGRAMS



*Pictured above: Nicie Hawkins (30), Larry James (10) and Jordan James (6)*

# What is Self-Sufficiency?

For Muntaha, self-sufficiency is about having access to skill building so that he can gain employment.

TANF recipient Alison told us it means being able to provide for her child. To afford housing, medical and food for her family without state assistance. To be able to provide a happy healthy life.

Gina stated that she won't be self-sufficient until she can provide a stable home for her loving family. A chance to start to do things by herself.

# How Oregon Ranks with Other States

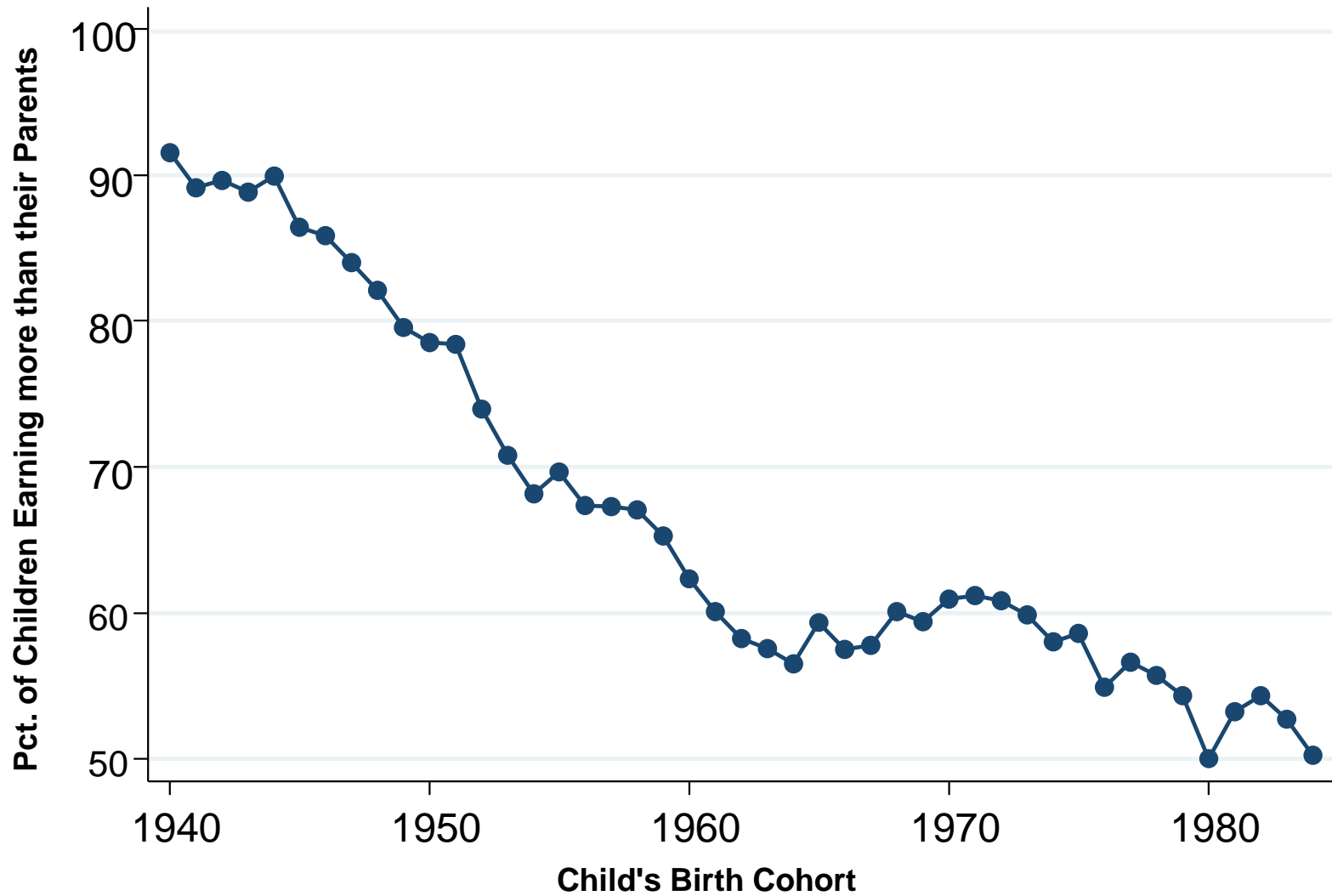
	Percentage	Rank
<b>Poverty</b> People with incomes below \$24,860 for a family of four in 2017	Children under 18	15.9%
	Women ages 18-64	14.7%
	Men ages 18-64	12.0%
<b>Hunger and Food Insecurity</b> Households who were food insecure on average from 2015-2017	12.9%	31 <sup>st</sup>
<b>Affordable Housing</b> Affordable housing units available for every 100 renter households with very low incomes in 2016	42.0 units	47 <sup>th</sup>

*Data from the Center for American Progress*

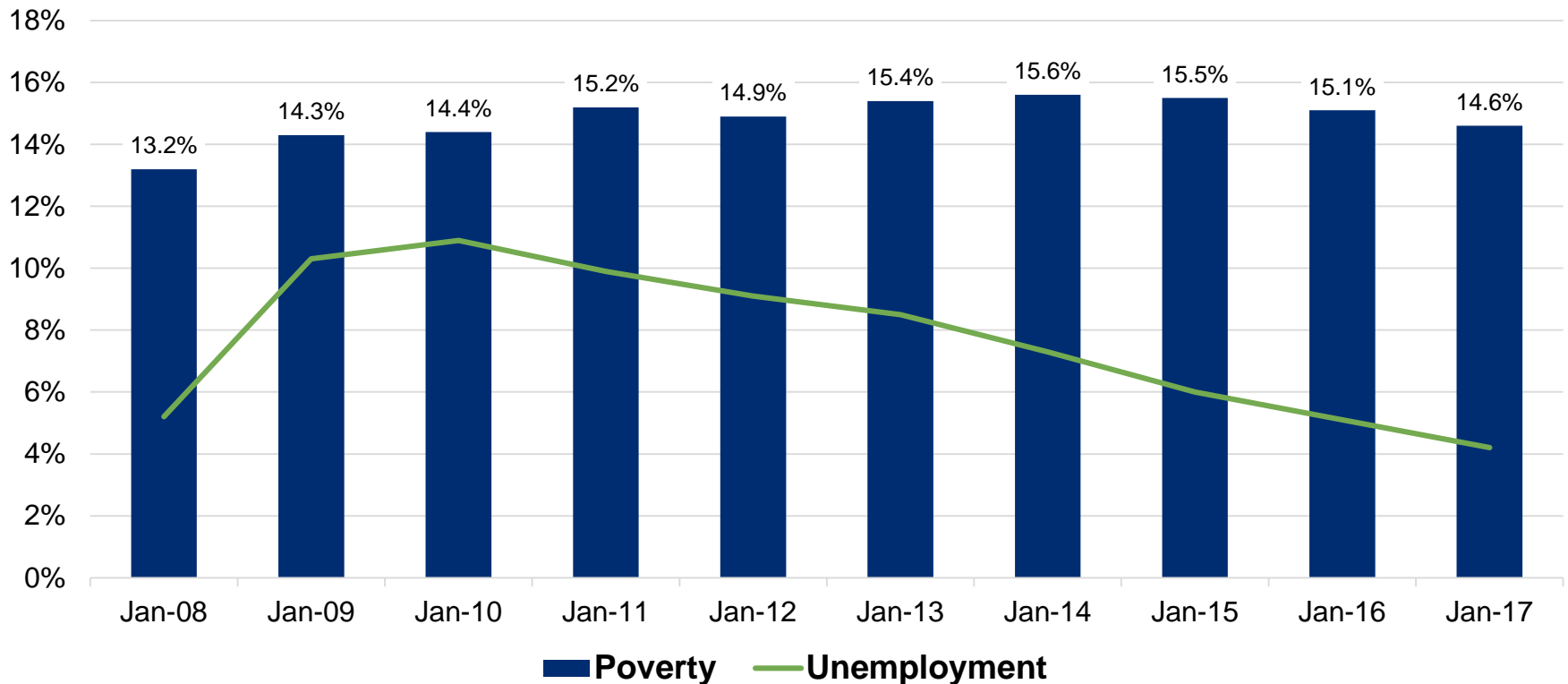
**Work and income are essential to people's sense of worth and wellbeing. As technology reshapes entire industries, education and training must adapt to offer more secure footholds in a changing economy.**

*Raj Chetty, professor, Stanford University*

## Mean Rates of Absolute Mobility by Cohort



# Poverty and Unemployment in Oregon



SELF-SUFFICIENCY PROGRAMS

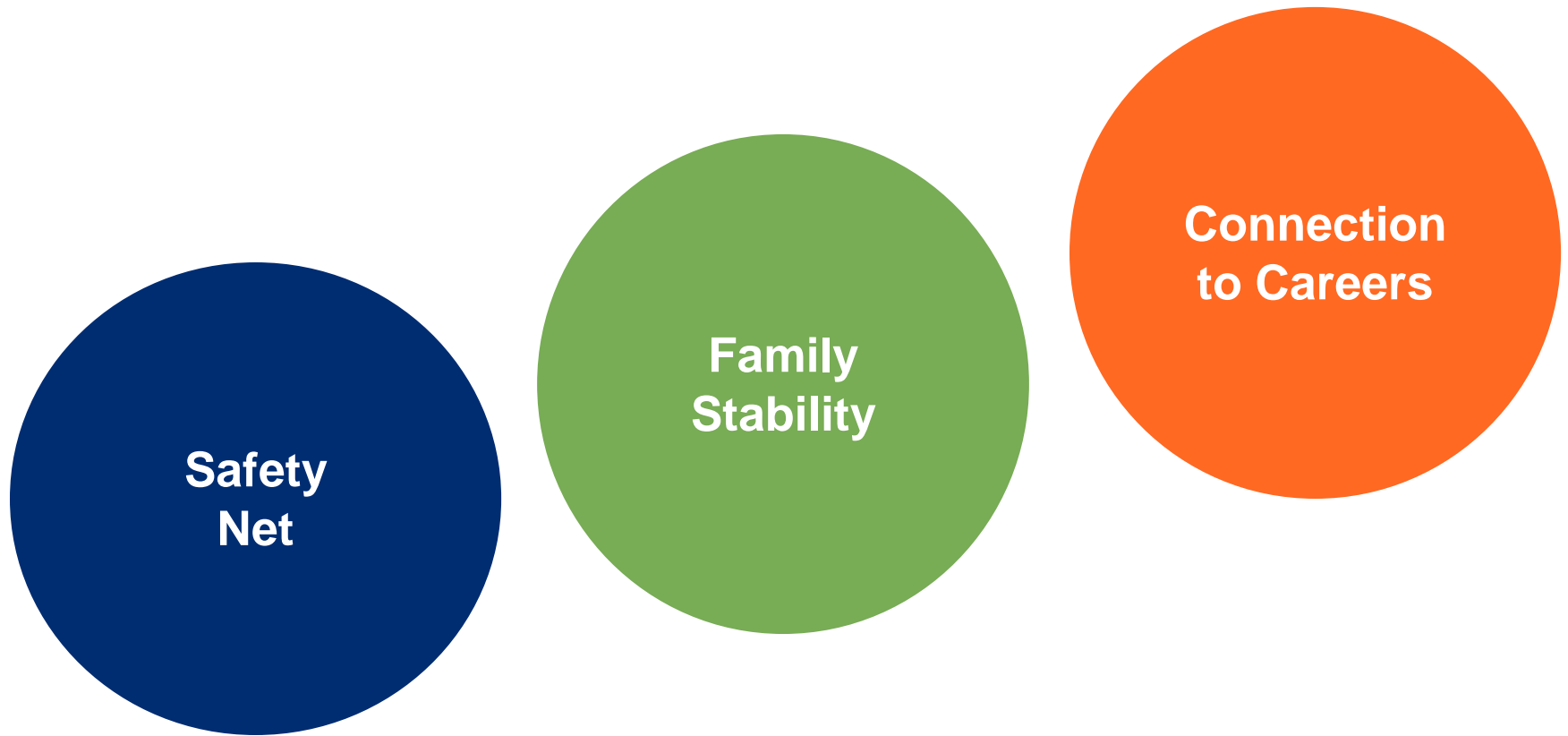
# Employment in Oregon 2018

**20% of all people working in Oregon are working at or below \$12 an hour**

Dishwashers, Cashiers, Counter Attendants, Waiters/Waitresses, Cooks, Bartenders, Child Care Workers, Maids/Housekeeping, Food Preparation Workers, Personal Care Aides, Packers/Packagers, Janitorial, Stock Clerks, Laborers, Stock Movers, Teacher Assistants, Office Clerks, Customer Service Representatives

**At least 40% of these workers are employed part-time, defined as under 30 hours a week or only working no more than 40 weeks a year**

# SSP Moves Oregonians Toward Self Sufficiency



SELF-SUFFICIENCY PROGRAMS



# Areas of Focus

**Safety Net** – housing, food security, income, transportation, childcare, clothing

**Family Stability** – medical access, physical health, emotional health, substance use, school engagement, social support, safety, parent education

**Connection to Careers** – training and education, learning environment, communication, workplace skills, work experience

# SSP's Key Goals

- Person-centered opportunities for long lasting well-being for children and adults
- Reliable, equitable, accessible service delivery
- Strong and effective workforce
- Joined with communities to reduce poverty
- Operational excellence

# Benefits and Services

Benefits help families cover basic costs, for example:

- Child care assistance
- Food benefits
- Housing assistance
- Earned Income Tax Credit

Services help families gain skills, for example:

- Employment and training
- Family coaching
- Nutrition assistance

SELF-SUFFICIENCY PROGRAMS

# Oregonians served in 2017



SELF-SUFFICIENCY PROGRAMS

# Successes

## Agency and Community Partnerships

External partnerships foster stakeholder and community engagement. They promote and encourage forward thinking and innovative solutions. The collective impact of our efforts continues to have a positive effect on poverty in Oregon.



SELF-SUFFICIENCY PROGRAMS

# Successes

## Family Assessment

The Family Assessment tool engages participants through a trauma informed approach. The tool helps families easily identify goals and lays the groundwork for relevant, meaningful, and productive plans. Tracking scores over time gives families and staff something tangible to see successes and progress. When families gain confidence about their current circumstances they are more hopeful about their future.

## Family Coaching Model

The Family Coaching model creates rapport/trust and aids in developing relationships with families by shifting focus from participation in the JOBS program to meeting the family's needs. This shift has resulted in creative thinking to meet our families where they are and create meaningful plans to assist them in meeting their goals.

SELF-SUFFICIENCY PROGRAMS

# Successes

## SNAP Training and Employment

The SNAP Training and Employment Program (STEP) helps SNAP participants gain the skills and experience needed to succeed in a fulfilling, sustainable career. We began providing STEP services in FFY 2013 and have continued to expand the program.

	<b>Participants</b>	<b>Contracted Providers*</b>	<b>Budget - federal/local</b>
<b>FFY 2013</b>	1,069	2	\$237,985
<b>FFY 2014</b>	1,863	3	\$3,951,588
<b>FFY 2015</b>	3,790	9	\$4,595,791
<b>FFY 2016</b>	6,088	6	\$8,916,066
<b>FFY 2017</b>	8,974	12	\$18,488,654
<b>FFY 2018</b>	61,990	18	\$23,723,807

*\* Some providers offer services at multiple locations. For example, the Oregon Employment Department is one contractor, but they provide services in every county.*

SELF-SUFFICIENCY PROGRAMS

# Successes

## Rural Jobs Initiative

This initiative is a partnership with the Governor's Office to enhance job opportunities and economic development by opening eligibility centers across the state. These eligibility centers, or processing centers that make determinations on Medicaid, Oregon Health Plan (OHP) and Supplemental Nutrition Assistance Program (SNAP) eligibility, will allow us to get one step closer to the Same Day/Next Day service model; a model that gets Oregonians the services and benefits they need faster.

Today, 10 processing centers are open – there will be 11 by the end of summer 2019 - and we will have moved 164 vacant positions to the following locations:

Astoria

Klamath Falls

Ontario

Baker City

La Grande

Tillamook

Enterprise

Milton-Freewater

White City

Hermiston

North Bend

SELF-SUFFICIENCY PROGRAMS



# What's Next

- Updating Key Performance Measures
- Eligibility Transformation
- Preparing for Integrated Eligibility
- Housing Expansion
- Research Agenda

# We Need Your Help

- Access to high quality affordable child care providers
- Employment/training services and opportunities for families with children
- Housing

# Policy Option Packages

## **POP 122 (Adjusted) – Emergency Housing Assistance**

This POP addresses the housing need by expanding SSP's ability to provide emergency housing services and supports to homeless families and families at risk of homelessness in areas where assistance is not available.

## **POP 127 – Vocational Training and Education Expansion**

This POP expands targeted vocational training and education opportunities for families receiving TANF in rural locations and provides access to underserved TANF populations statewide.

SELF-SUFFICIENCY PROGRAMS

# Policy Option Packages

## POP 111 – Limited Duration Positions

This POP requests position authority and federal fund limitation for up to 7 grant-funded limited duration positions.

# Legislative Concepts

## HB 2032

- Suspends provisions that have been suspended since 2008. Fiscal impact if not passed.
- Removes statutory assessment language to allow for more family-centered, targeted assessment, aligning with practice.
- Preserves some suspended language around employment that would be helpful for current program functioning.

# ERDC Funding

- \$10.7 transferred from the Early Learning Division for the Employment Related Day Care Program
- Result of increased federal funding
- Worked with unions, new rates were bargained and effective January 1, 2019



# DEVELOPING NEW KEY PERFORMANCE MEASUREMENTS

SELF-SUFFICIENCY PROGRAMS

SSP is proposing four new Key Performance Measures (KPM). The new KPMs align to our mission of poverty reduction and are more outcome-oriented. These new measure were created in partnership with:

- Representative Piluso
- Representative Olson
- Children First of Oregon
- Central City Concern
- Oregon Dept of Education
- Oregon Food Bank and TANF Alliance
- Mid-Willamette Community Action
- Oregon Housing and Community Services
- Early Learning Division
- Oregon Employment Dept
- SSP central office and field staff



## Proposed KPM

# Households at or Above Living Wage

The median percentage of households who are at, or above, a living wage four quarters out after exiting all Self-Sufficiency Programs benefits.

## Rationale

The SSP mission is to help people out of poverty and one of the ways they can do that is by earning living wages through a career path.

## Proposed KPM

# Housing Stability

The percentage of Self-Sufficiency Programs participants who report their housing needs are met.

## Rationale

Housing instability and homelessness negatively impact family well-being and employment stability. This measure will tell us whether more people are obtaining stable housing.

## Proposed KPM

# Food Security

The percentage of Self-Sufficiency Programs participants who report they never run out of food or money to buy food.

## Rationale

Oregon is one of the most food-insecure states in the nation. This measure will tell us whether more people become food secure.

## Proposed KPM

# Self Efficacy and Hope

The percentage of Self-Sufficiency Programs participants who report their involvement with and the services provided by SSP connected them to helped them feel more:

- confident about improving their current circumstances; and
- hopeful about their future.

## Rationale

The goal is that families have a sense of influence over events that affect them and can act on them. Self efficacy often generates hope and hope can inspire a person to feel more able to achieve a goal.

# Proposed KPM Deletions

KPM #2 – TANF Family Stability

KPM #3 – TANF Re-entry

KPM #4 – SNAP Utilization

KPM #5 – SNAP Accuracy

KPM #6 – Enhanced Child Care

KPM #20 – TANF JOBS Placements

## Rationale

SSP is proposing four new KPMs that more closely align to the mission of poverty reduction, which will be more outcome-oriented, rather than process or program specific.

SELF-SUFFICIENCY PROGRAMS

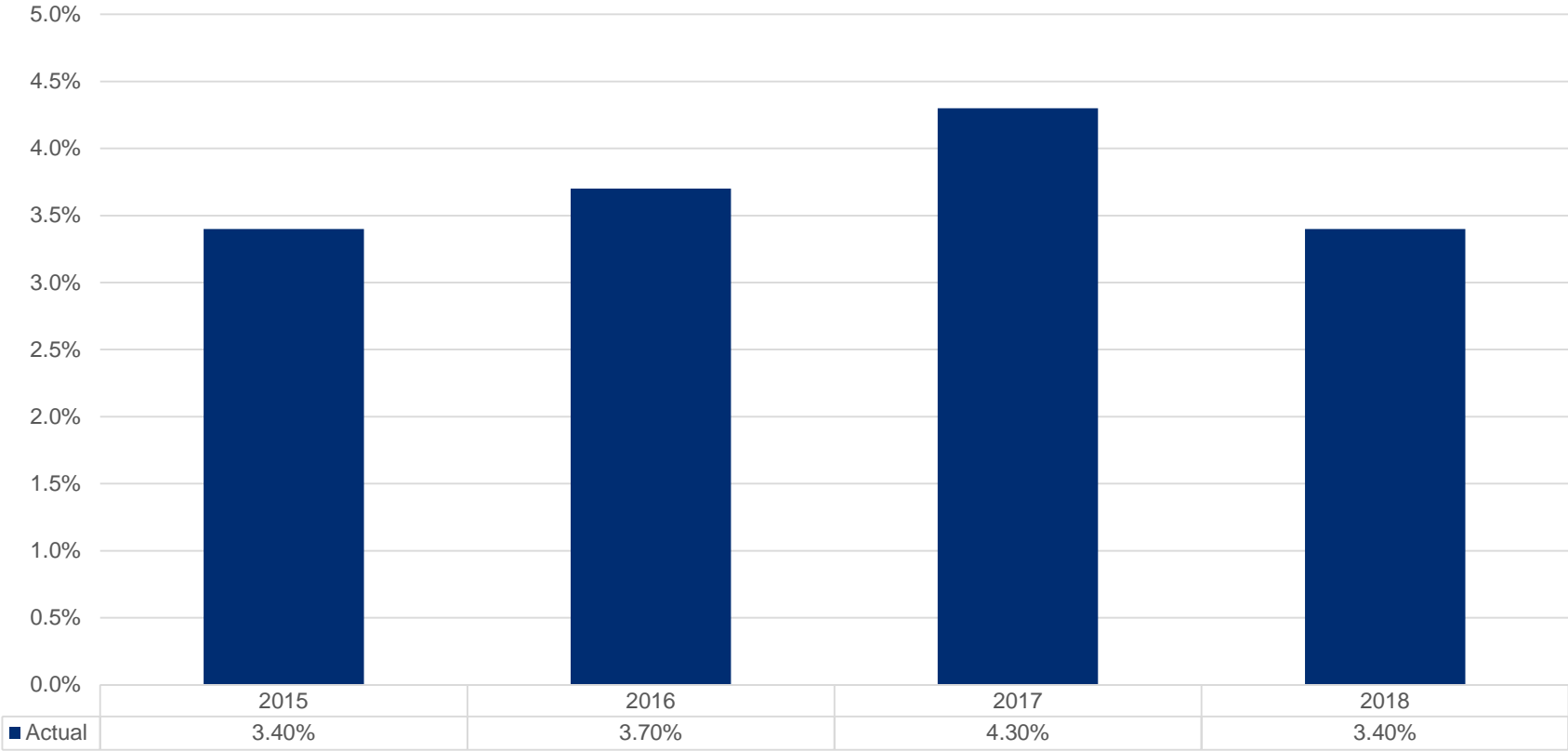
# Key Performance Measures

The next few slides show the current measures, which are based strictly on numbers and do not demonstrate success over time.

# KPM #2 TANF Family Stability

The percentage of children receiving TANF who entered foster care or in home care.

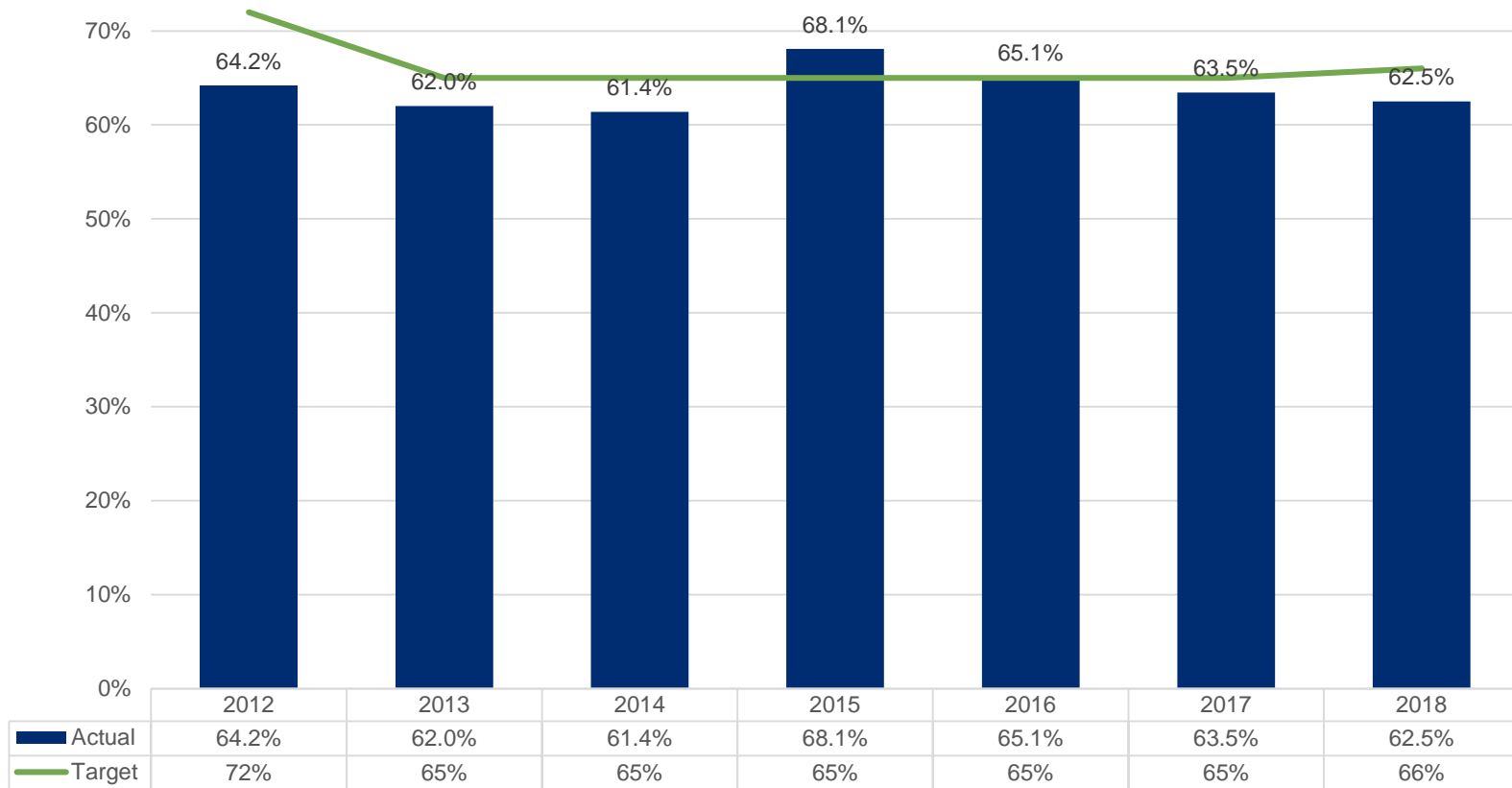
Time Period: July 2017 – June 2018 | \*Measure proposed for deletion\*



## SELF-SUFFICIENCY PROGRAMS

# KPM #3 TANF Re-entry

The percentage of TANF cases who have not returned within 18 months after exit due to employment. Time Period: Jan – Dec 2018 | \*Measure proposed for deletion\*



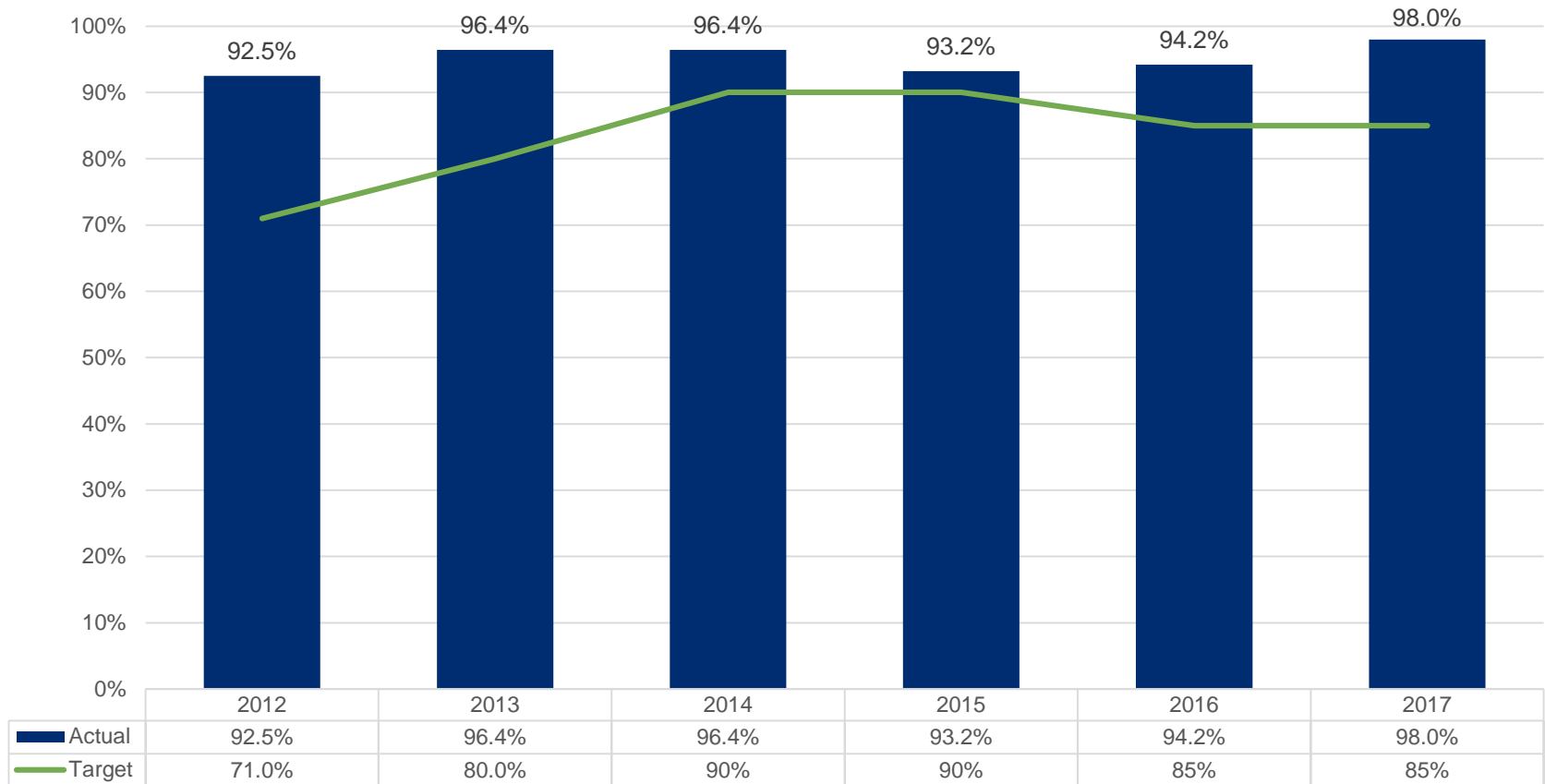
## SELF-SUFFICIENCY PROGRAMS



# KPM #4 SNAP Utilization

The ratio of Oregonians served by SNAP to the number of low-income Oregonians.

Time Period: Jan – Dec 2018 | \*Measure proposed for deletion\*

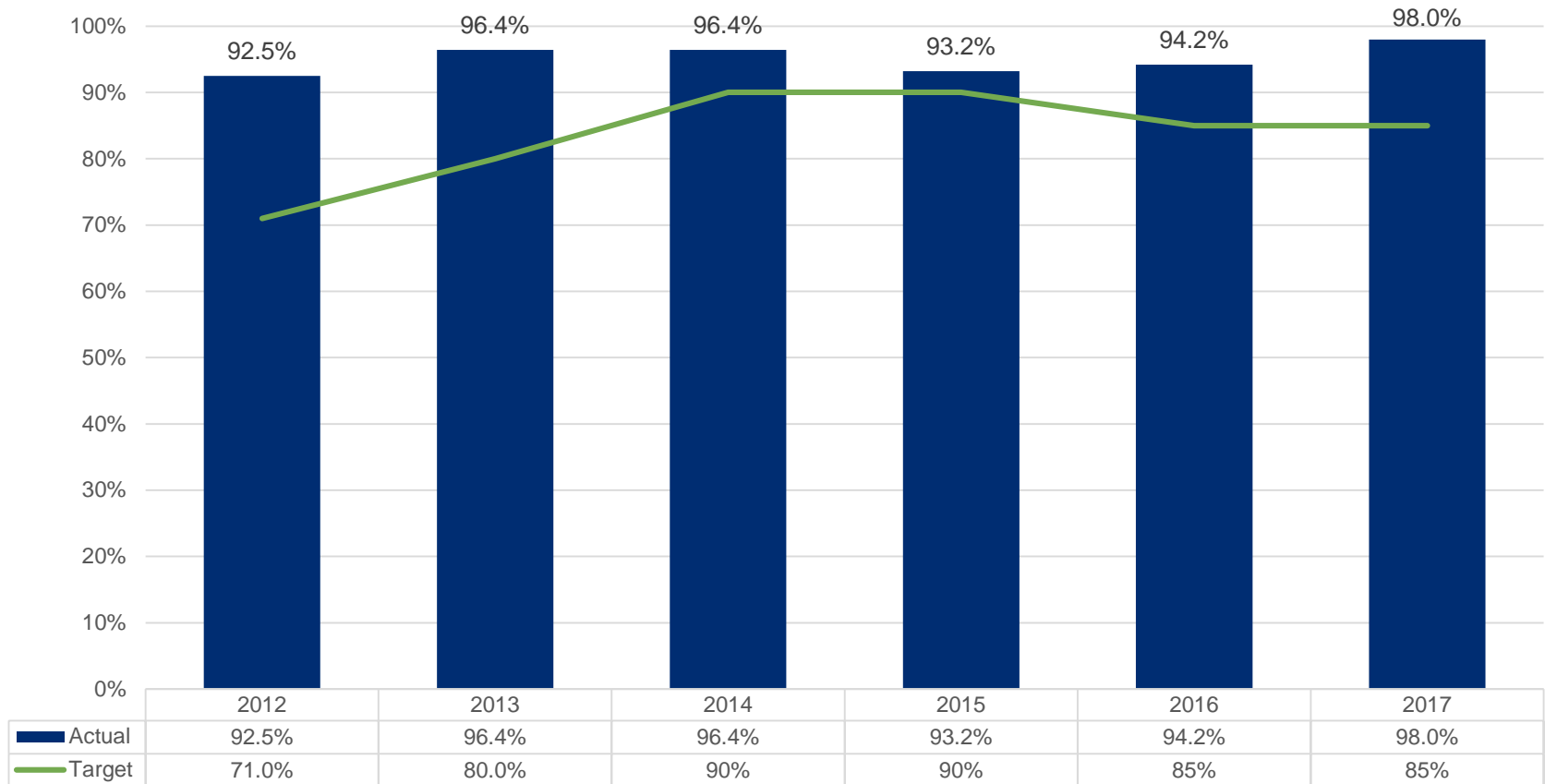


## SELF-SUFFICIENCY PROGRAMS

# KPM #5 SNAP Accuracy

The percentage of accurate SNAP payments

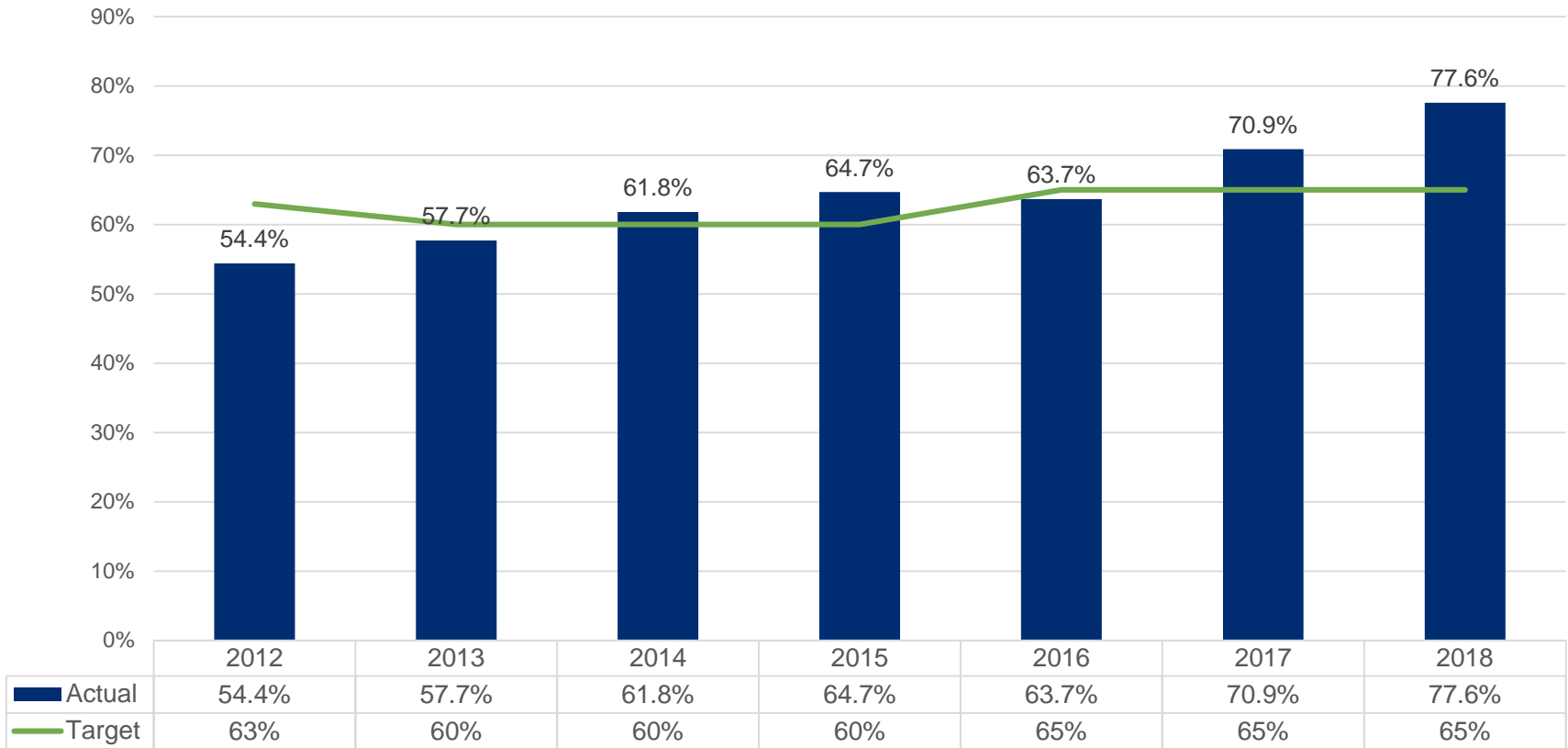
Time Period: Oct 2017 – Sept 2018 | \*Measure proposed for deletion\*



## SELF-SUFFICIENCY PROGRAMS

# KPM #6 Enhanced Child Care

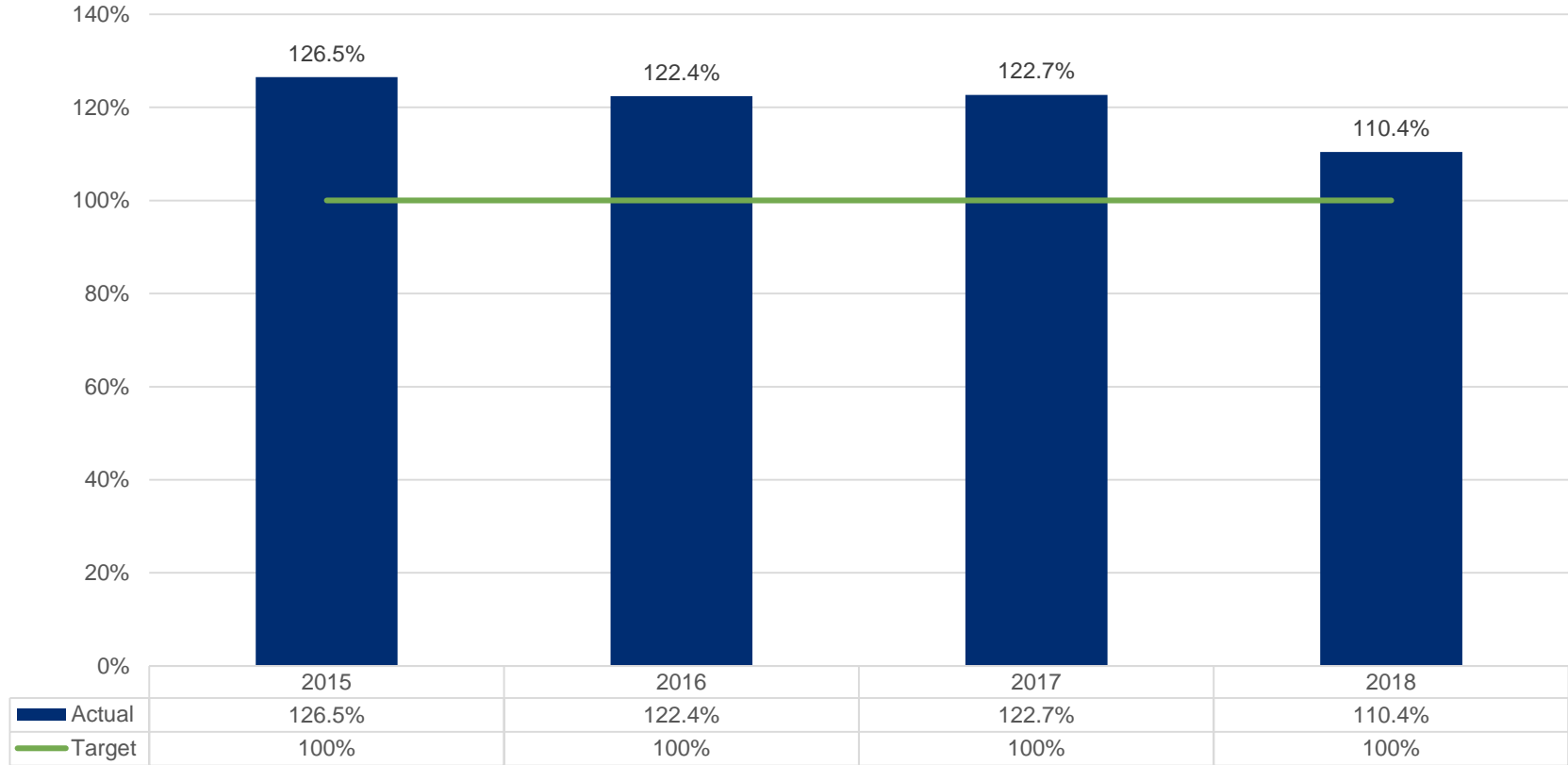
The percentage of children receiving care from providers who are receiving the enhanced or licensed rate for child care subsidized by DHS. Time Period: Oct 2018 | \*Measure proposed for deletion\*



## SELF-SUFFICIENCY PROGRAMS

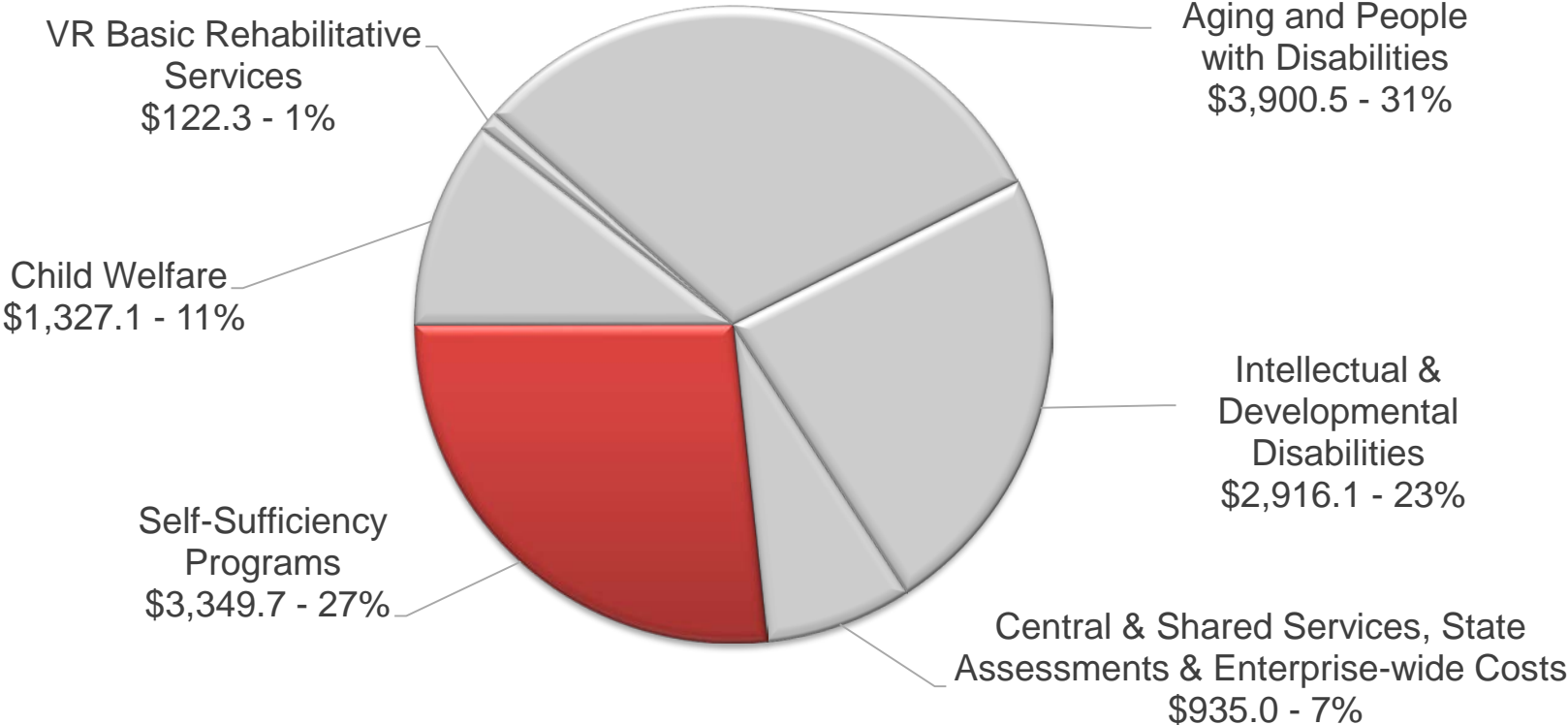
# KPM #20 TANF Jobs Placements

The percentage of clients who achieve job placement each month compared to those anticipated to achieve placement. Time Period: Jan - Dec 2018 | \*Measure proposed for deletion\*



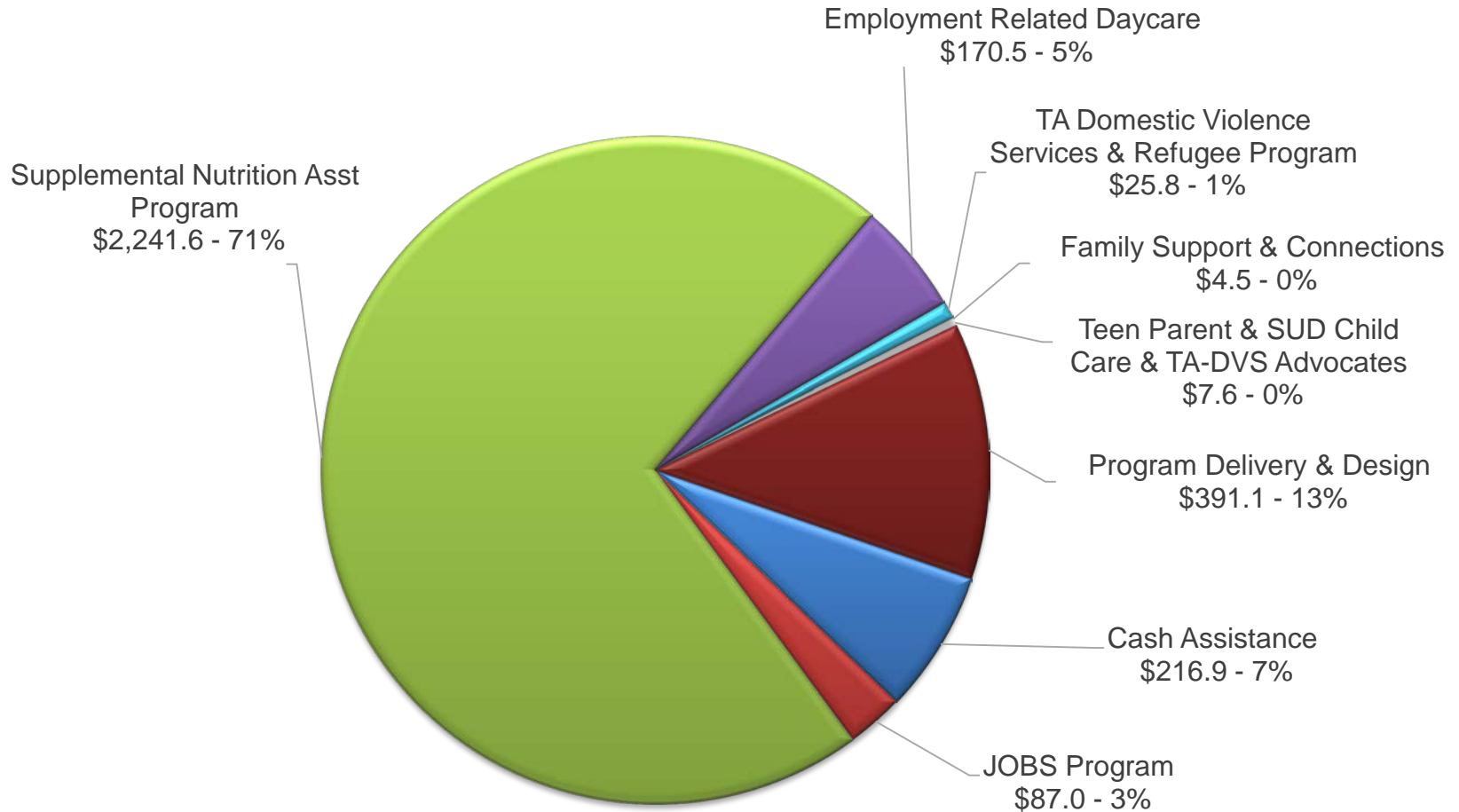
## SELF-SUFFICIENCY PROGRAMS

**Department of Human Services  
2019-21 Governor's Budget  
Total Fund by Program Area  
\$ 12,550.7 million**



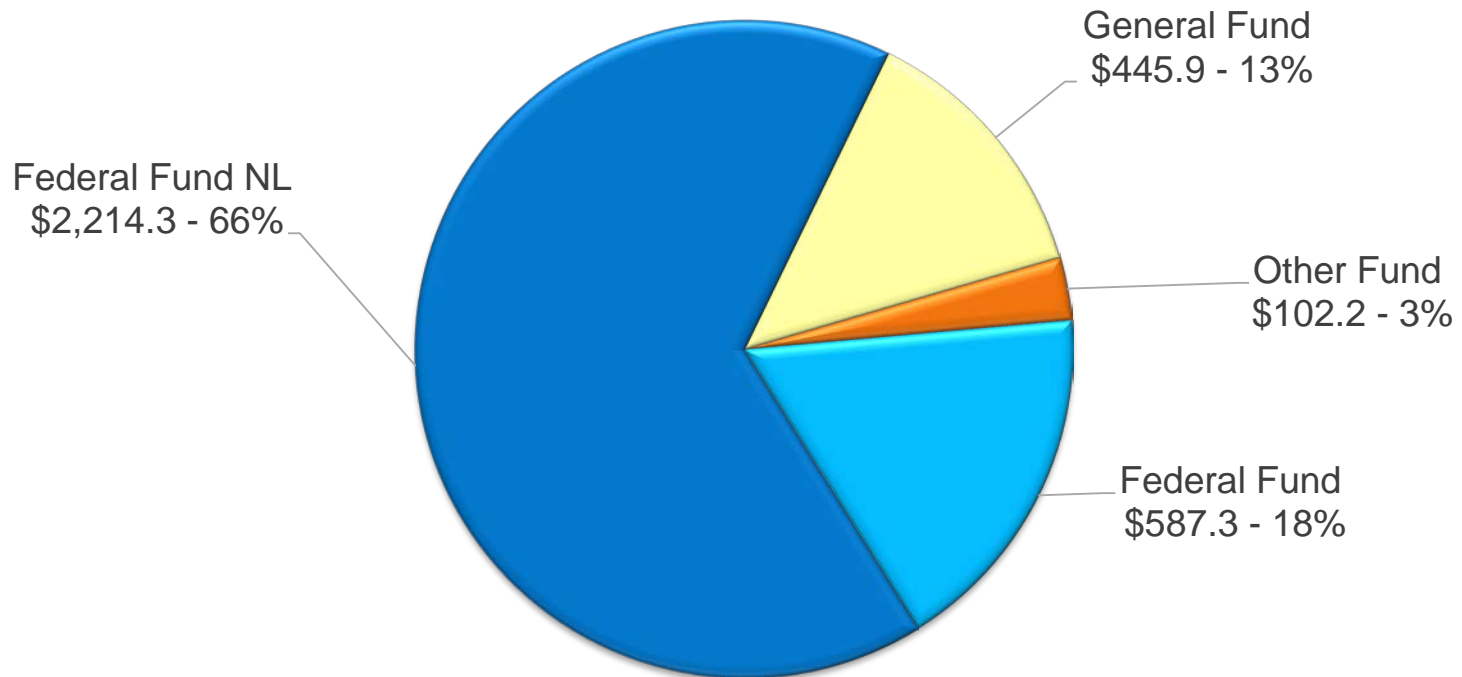
**SELF-SUFFICIENCY PROGRAMS**

# Self-Sufficiency Programs Total by Program \$ 3,349.7 million



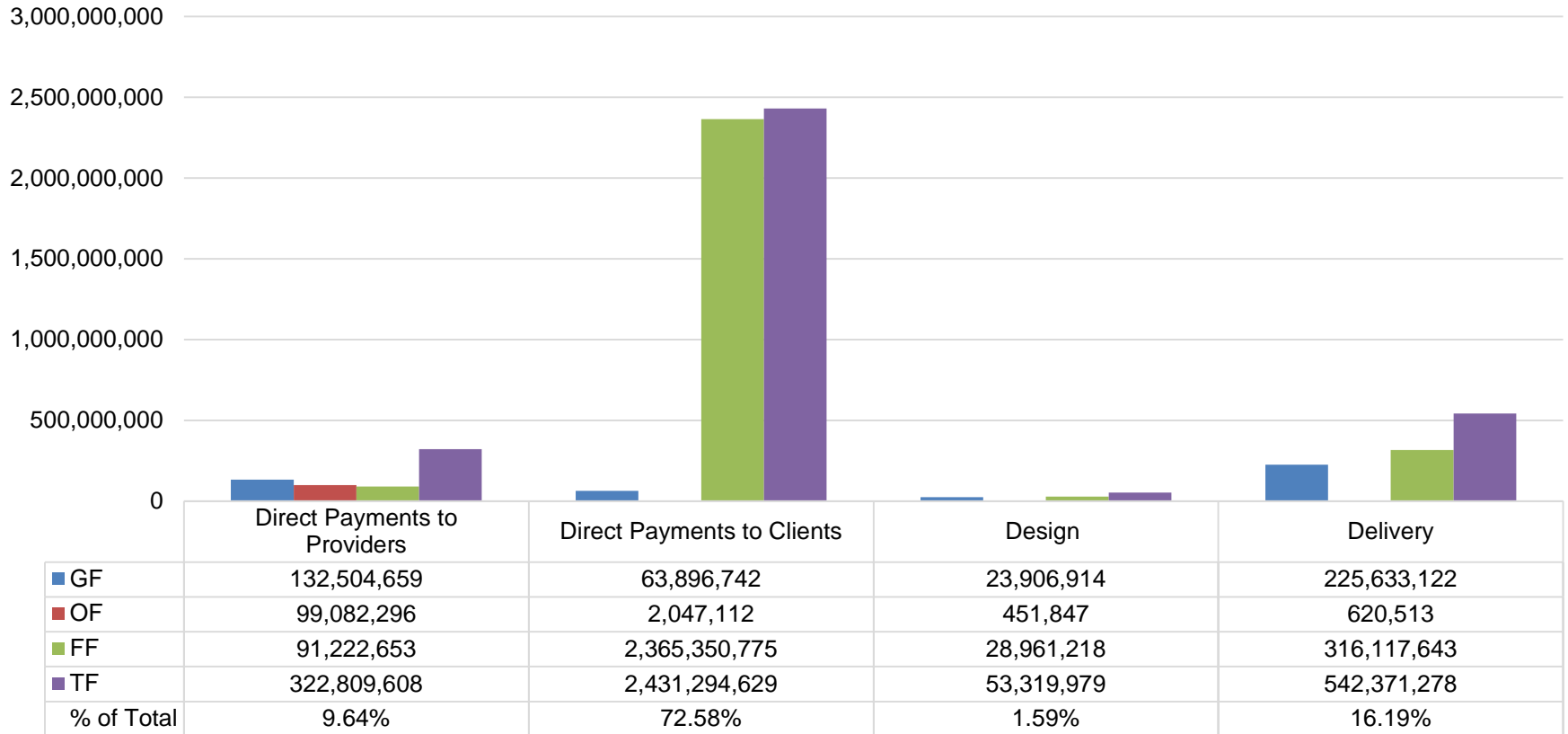
SELF-SUFFICIENCY PROGRAMS

# Self-Sufficiency Programs Total by Fund Type \$ 3,349.7 million



SELF-SUFFICIENCY PROGRAMS

# DHS SSP Direct Payments and Services 2017-19 GB

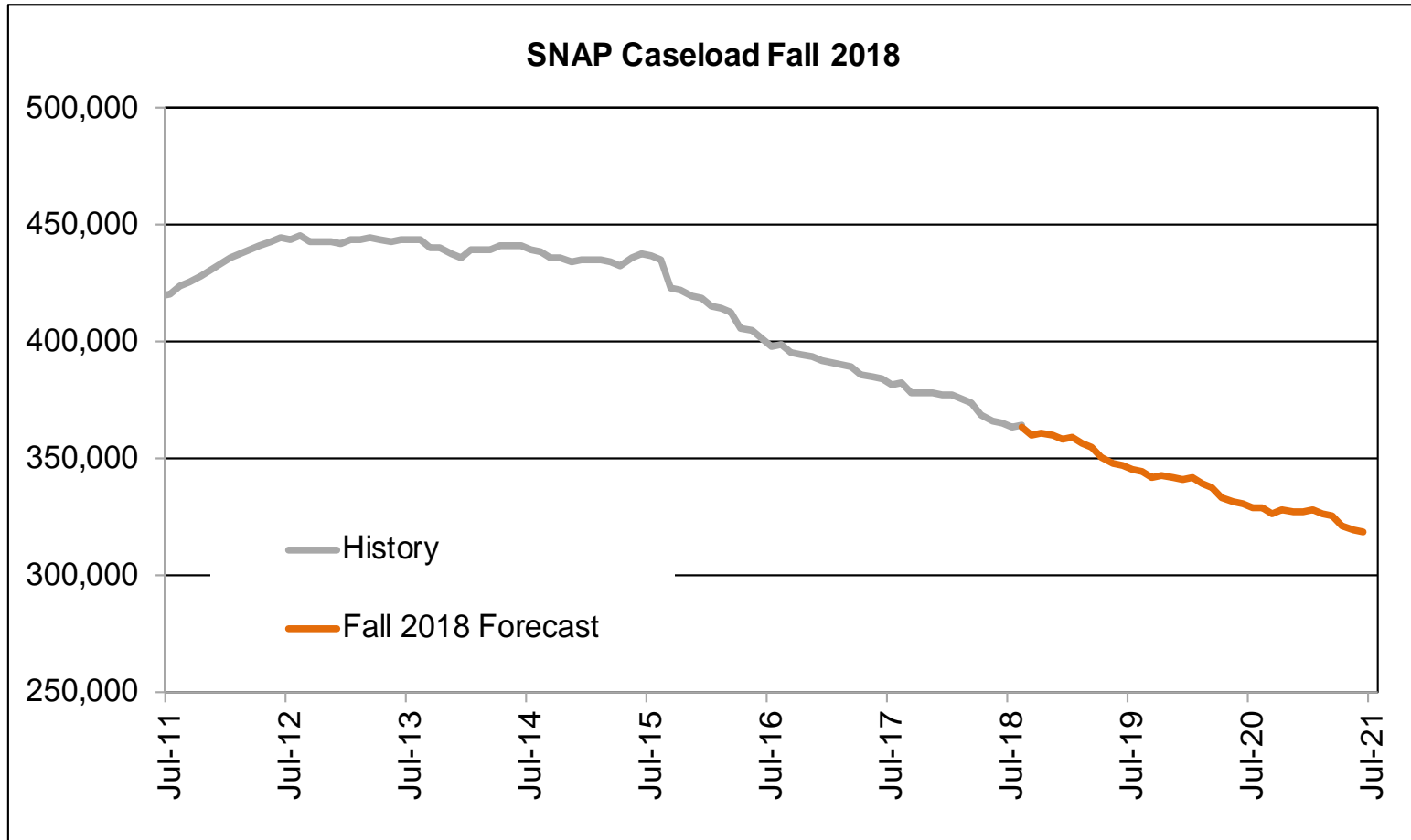


Note: 98.41% of budget is direct services (Delivery) or direct payments to clients or providers

## SELF-SUFFICIENCY PROGRAMS

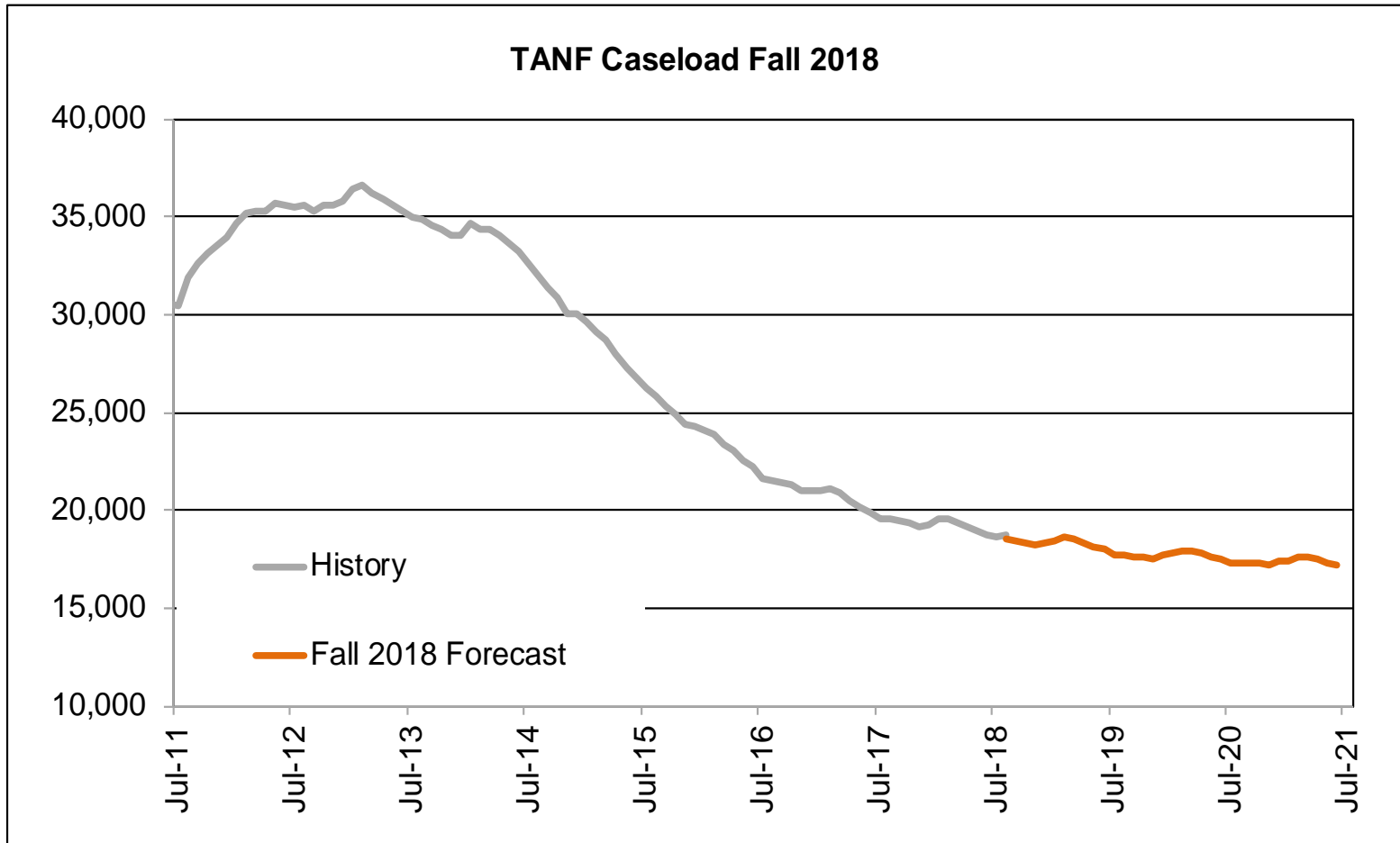


# SNAP Caseload Actual and Forecast



SELF-SUFFICIENCY PROGRAMS

# TANF Caseload Actual and Forecast



SELF-SUFFICIENCY PROGRAMS

## Coming up next:

- Child Welfare



[oregon.gov/dhs](http://oregon.gov/dhs)