



HB 2017 Review

Keep Oregon Moving

Joint Committee on Transportation
Oregon Department of Transportation

Jan 23, 2019





Roadmap

How did we get here?

What did we do?

What comes next?



Four Key Themes

1 – Preserve and Enhance 2 – Congestion Relief



3 – Transportation Options 4 – Transparency & Accountability



Sources & Distribution of HB 2017 Revenue

NEW

0.1% Payroll “Transit” Tax	→	Statewide Transportation Improvement Fund (STIF)	→	<ul style="list-style-type: none"> Expand and/or improve transit options Increased connectivity
\$15 Bike Excise Tax	→	Connect Oregon	→	Bike/Ped Projects
Light vehicle dealer Privilege Tax	→		→	Dedicated projects, Connect Oregon Program, Charge Ahead
Light Vehicle Use Tax	→	State Highway Fund	→	Increased investment

INCREASED

Weight-mile tax	→	State Highway Fund	→	<u>Off-the-top</u> <ul style="list-style-type: none"> \$10M/year (increasing to \$15M in 2023) for Safe Routes to Schools \$30M/year for I-5 Rose Quarter Improvement Project
Motor fuels tax				
DMV vehicle registration & title fees				<u>Apportionment</u> <ul style="list-style-type: none"> 50% to ODOT (includes \$10M/year for Safety) 30% to Counties 20% to Cities



Preserve and Enhance



Highway Investments

**DMV Title and
Registration Fees
Increases**

**Weight-mile Tax
Increases**

**Light Vehicle Use
Tax**

**Motor Fuels
Tax
Increases**

STATE HIGHWAY FUND

OFF-THE-TOP

- \$10M/year SRTS (increase to \$15M/2023)
- \$30M/year I-5/Rose Quarter (2022)

Apportionment

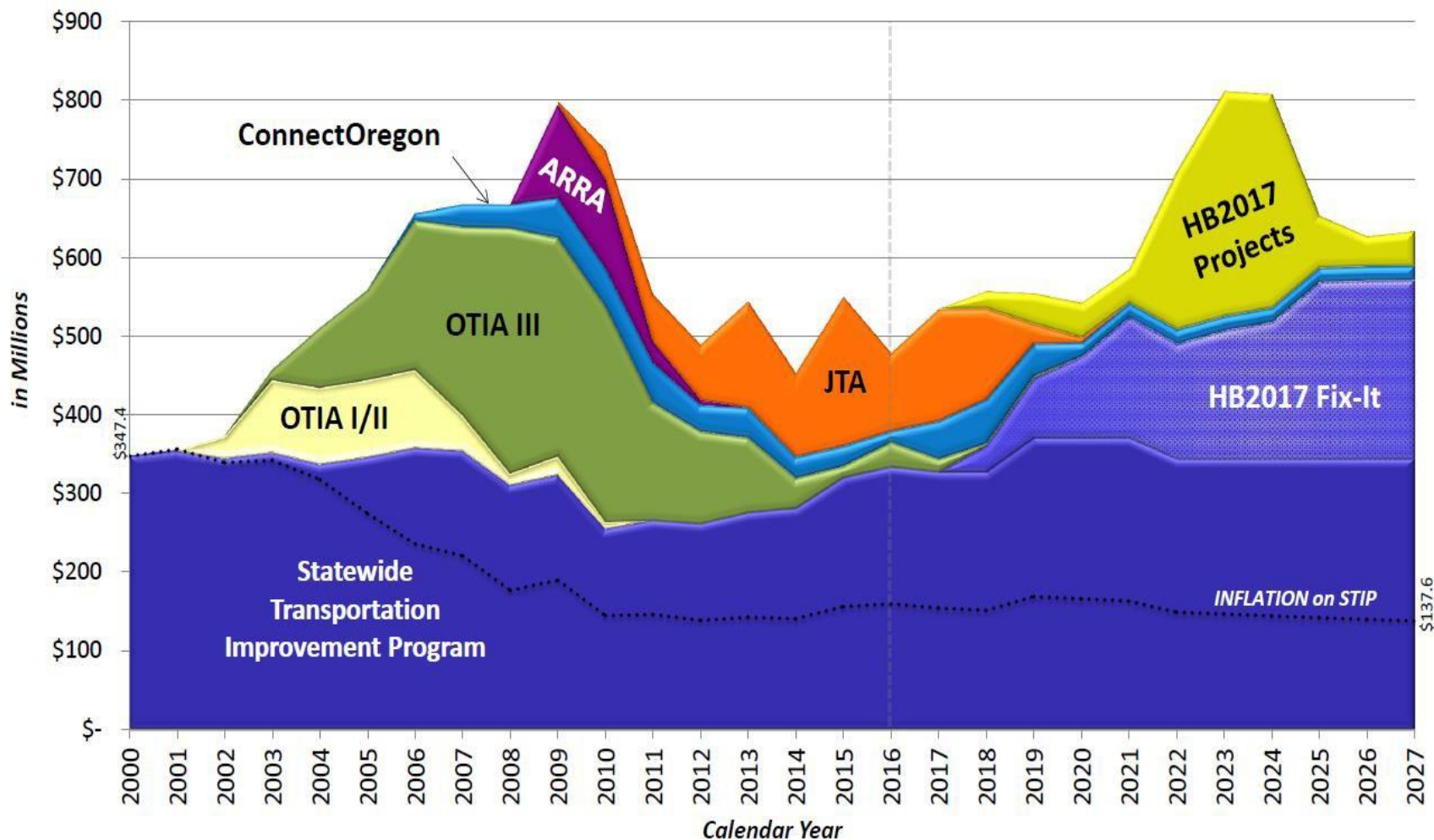
- 30% to Counties
- 20% to Cities
- 50% to ODOT

Targeted Investments [ODOT's 50%]

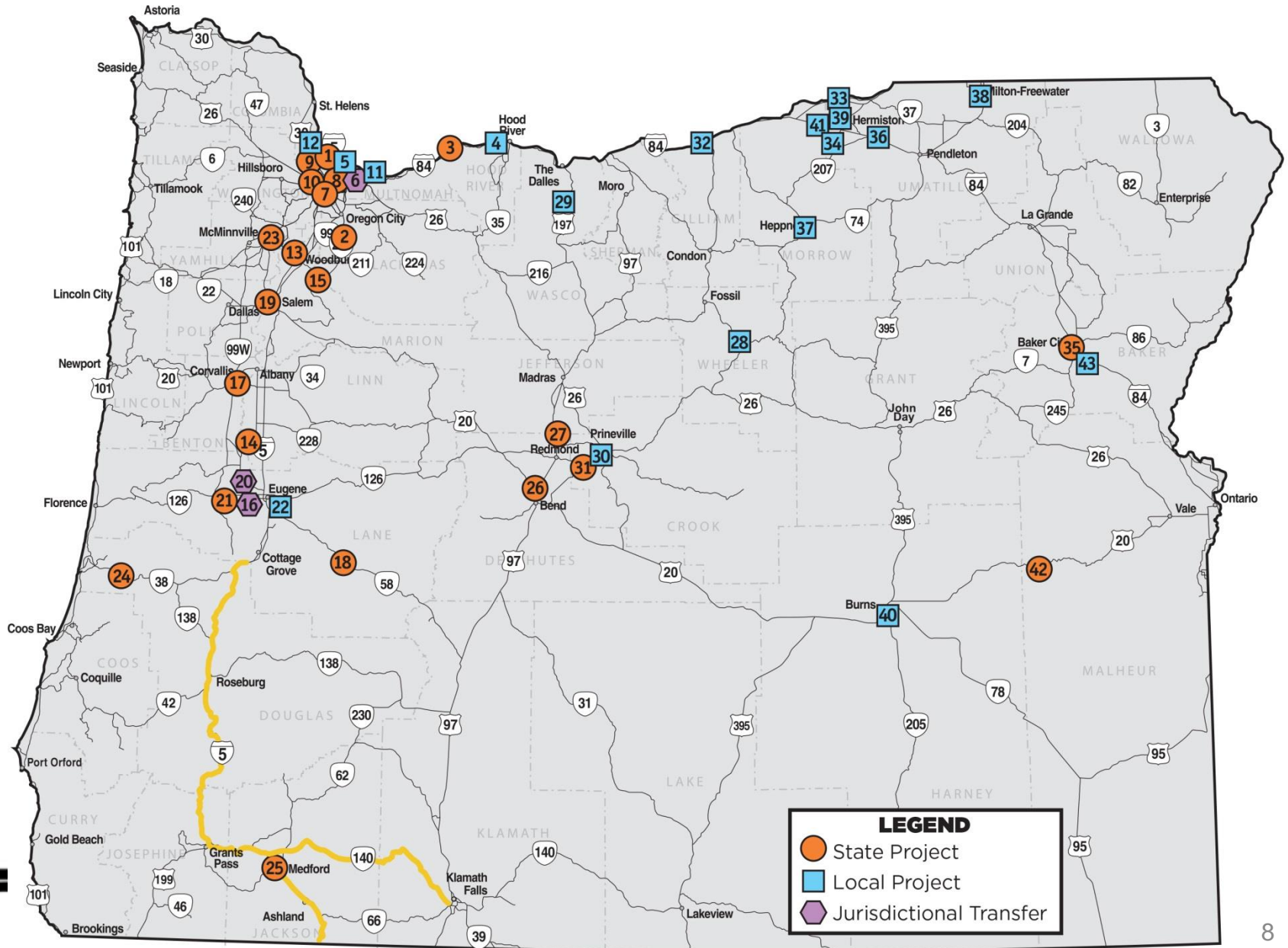
- \$10M/year off-the-top for Safety
- 40% Bridges
- 30% Seismic
- 24% Preservation and Culverts
- 6% Maintenance and Safety

Project Delivery Program Size

Post HB 2017



Highway Projects Included in HB 2017



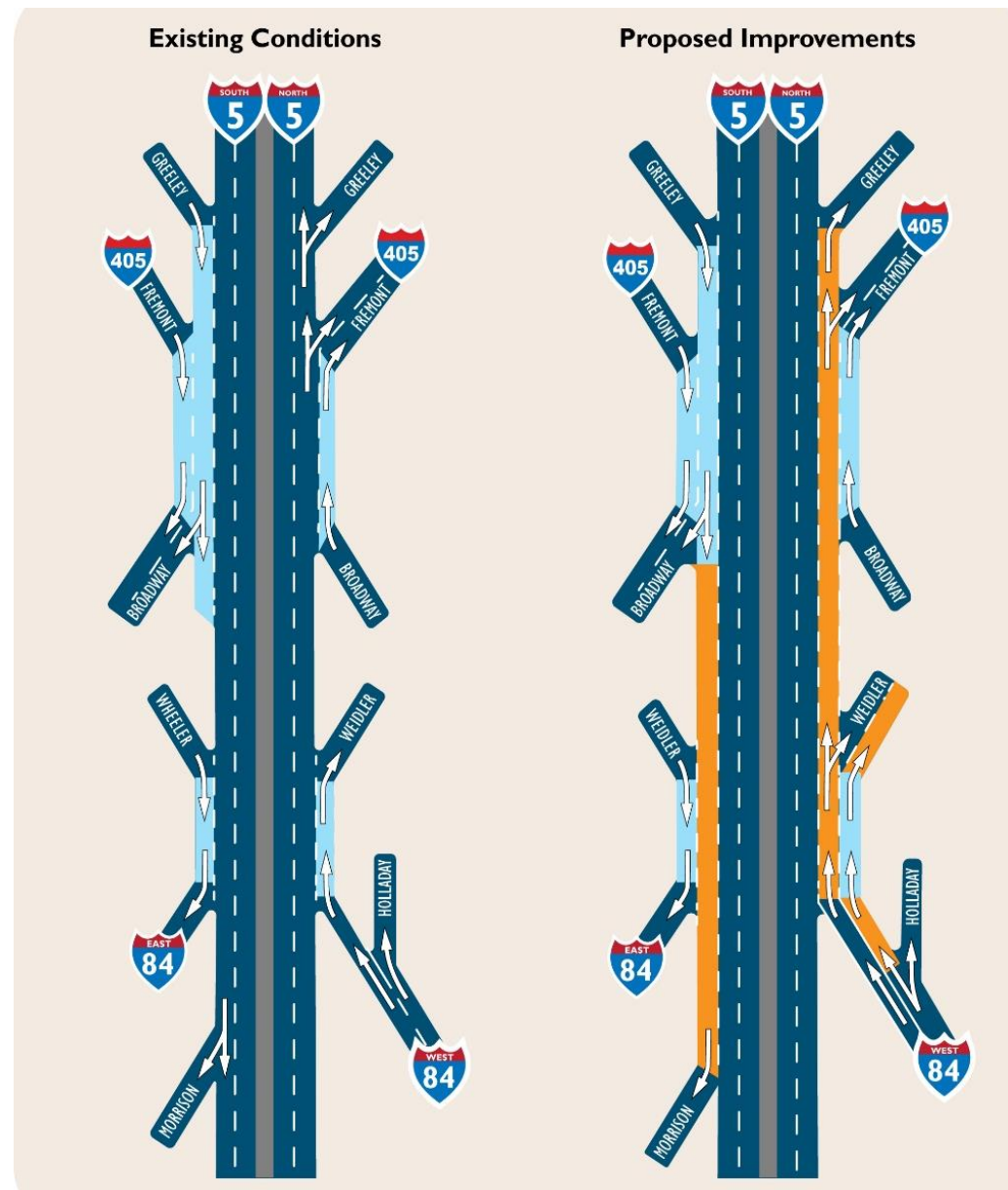
I-5 Rose Quarter



I-5 Rose Quarter

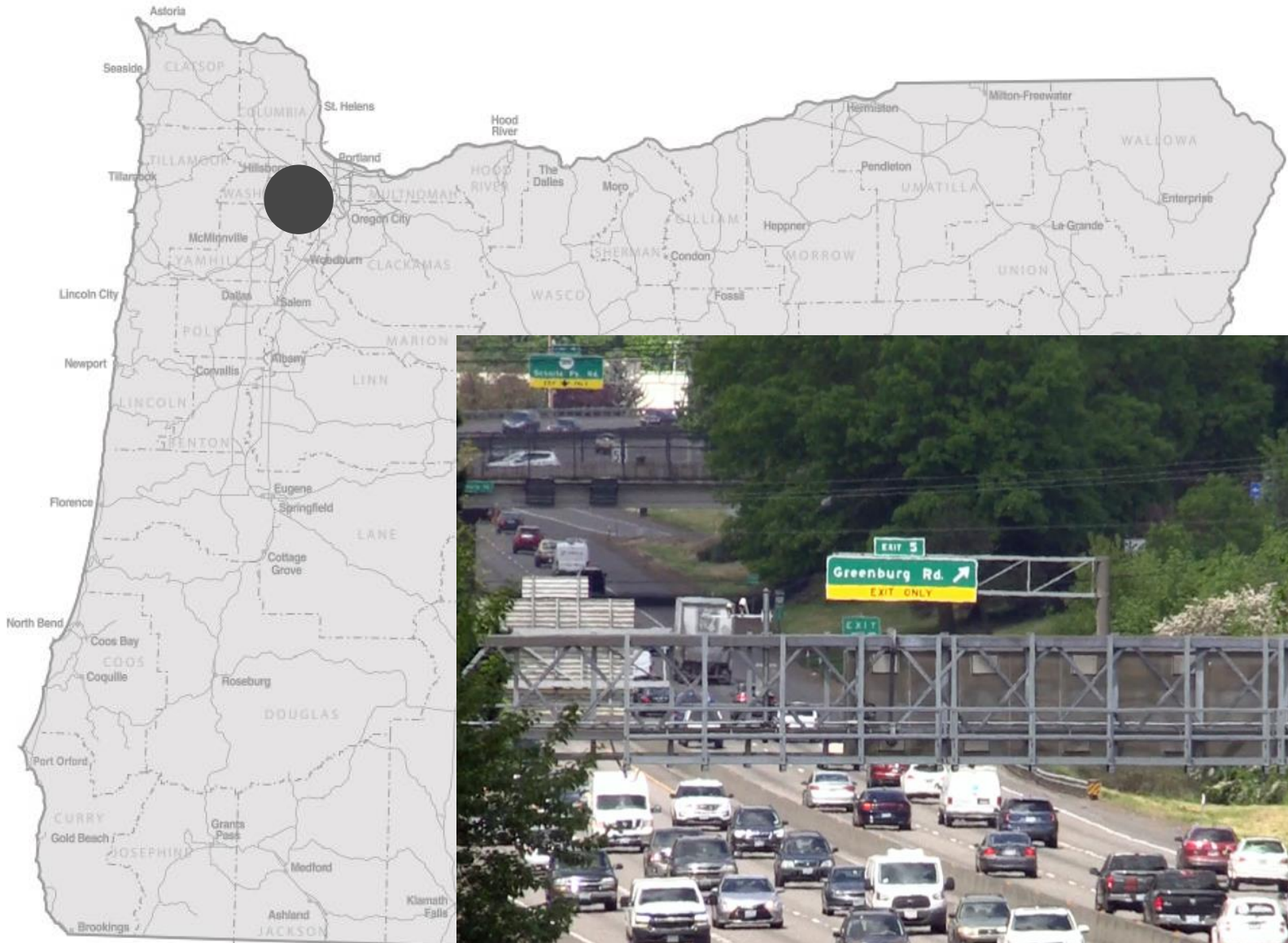
Auxiliary lane extensions

- Reduce hours of congestion
- Increase average speeds
- Benefit northbound and southbound directions



I-5 Rose Quarter

OR 217: Auxiliary Lanes



I-205 Stafford Rd to OR 213



I-205 Paving and Auxiliary Lanes: Johnson Creek Blvd to Glenn Jackson Bridge



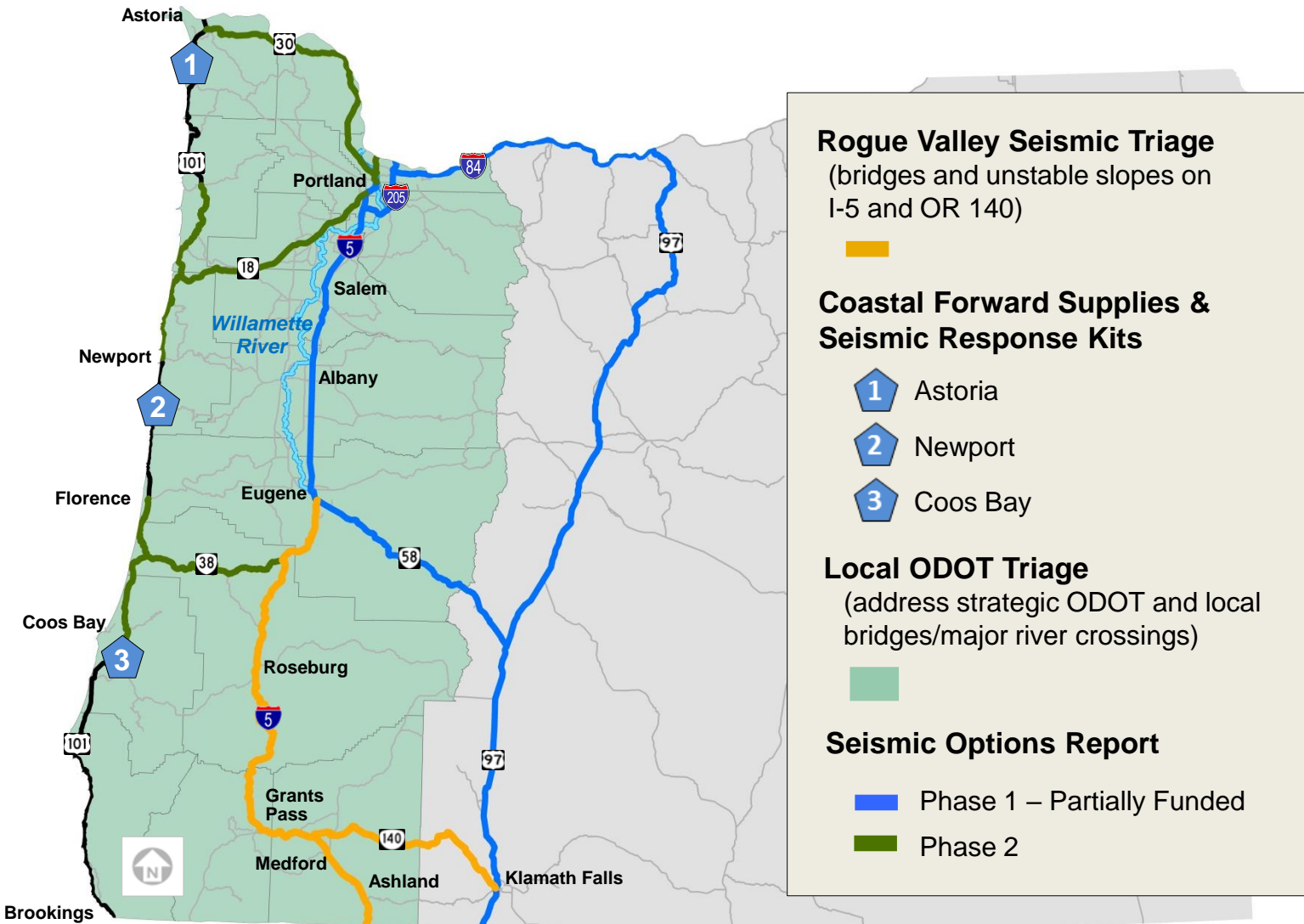
OR 126 at Tom McCall Road Roundabout



OR 38: Scottsburg Bridge

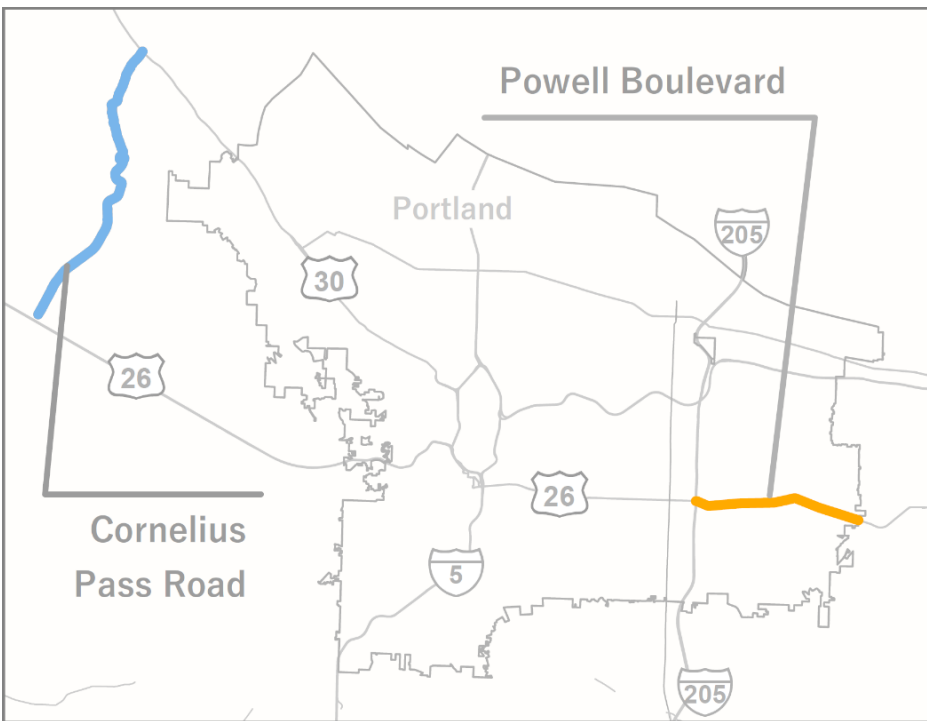


Seismic Resiliency Triage Strategy

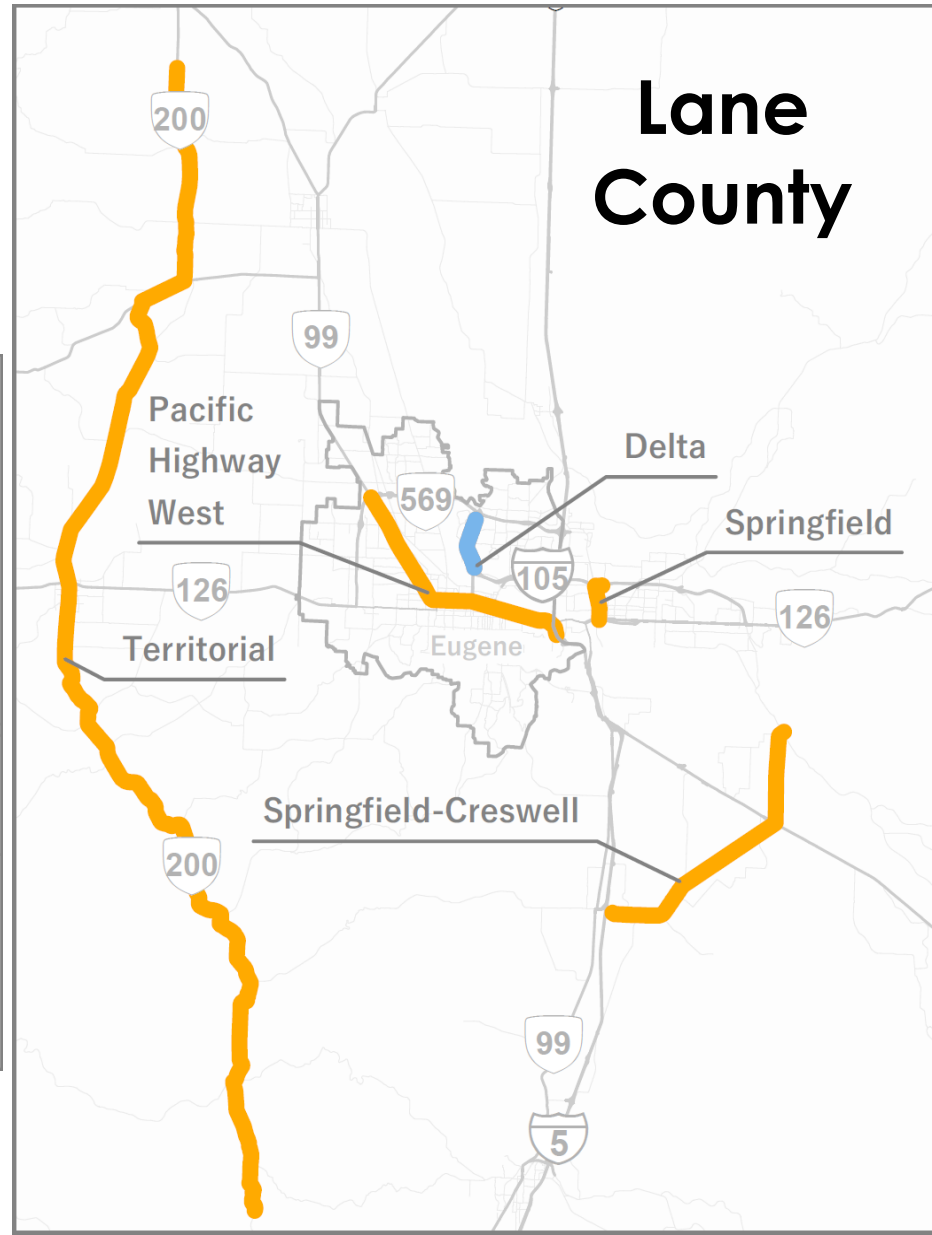


HB 2017 Jurisdictional Transfers

Portland Metro



Lane County



Project Delivery Approach

Post HB 2017

- Increasing average total volume from \$370M to \$560M per year for 2018-2021 STIP
- 192 new permanent project delivery positions
- Increasing outsourcing levels from 52% to 70% statewide
- Establishing new Project Development Section to support outsourcing needs and enhance project delivery efficiency
- Increasing transparency, accountability, and efficiency measures





Congestion Relief



Congestion Relief in HB 2017

"All of the Above" Approach

Value Pricing



Bottleneck Relief



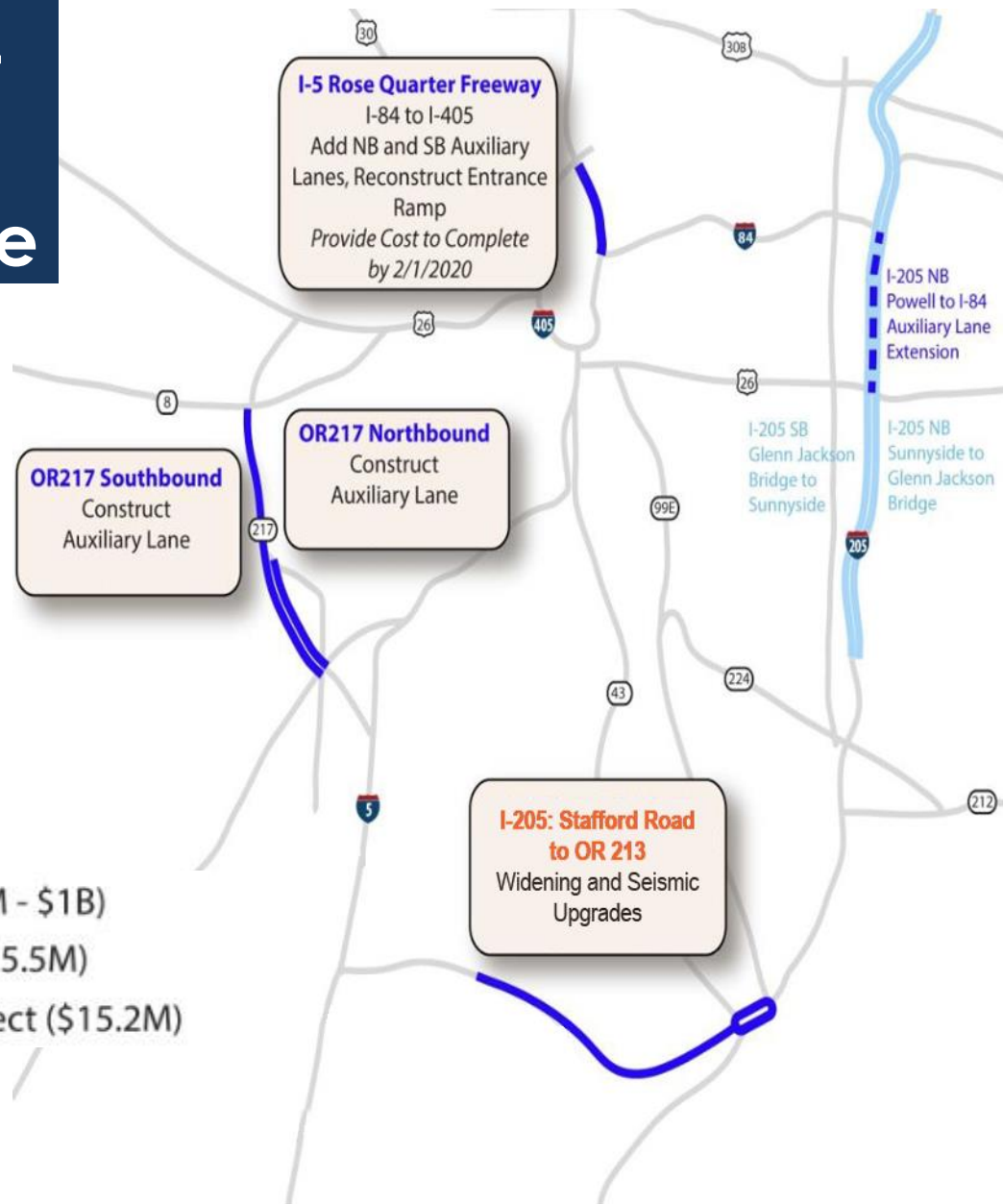
Transportation Options



Freight Rail



HB 2017 Metro Area Congestion & Freight Mobility Projects of Statewide Significance



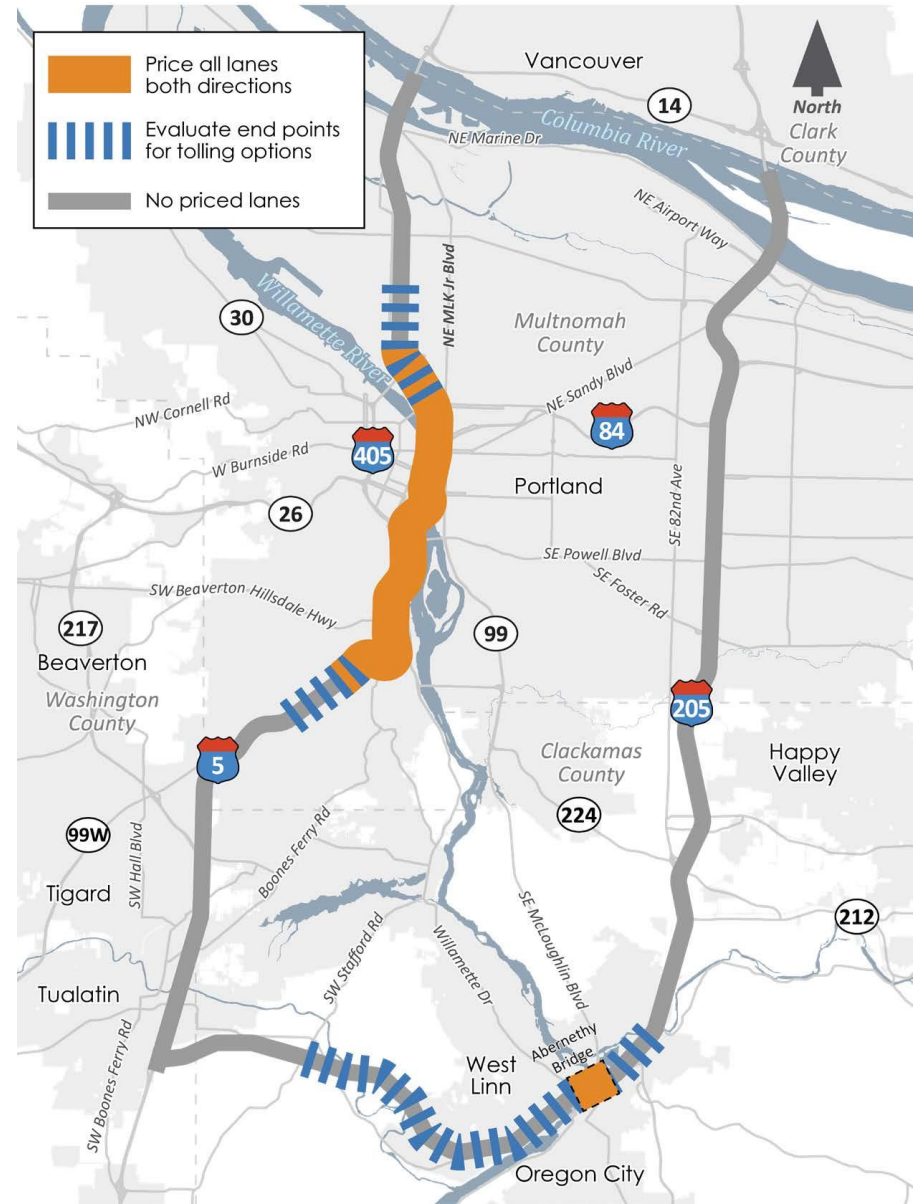
- High Priority Freeway Projects (\$950M - \$1B)
- Corridor Bottleneck Improvement (\$15.5M)
- I-205 Active Traffic Management Project (\$15.2M)



Portland Metro Area Value Pricing

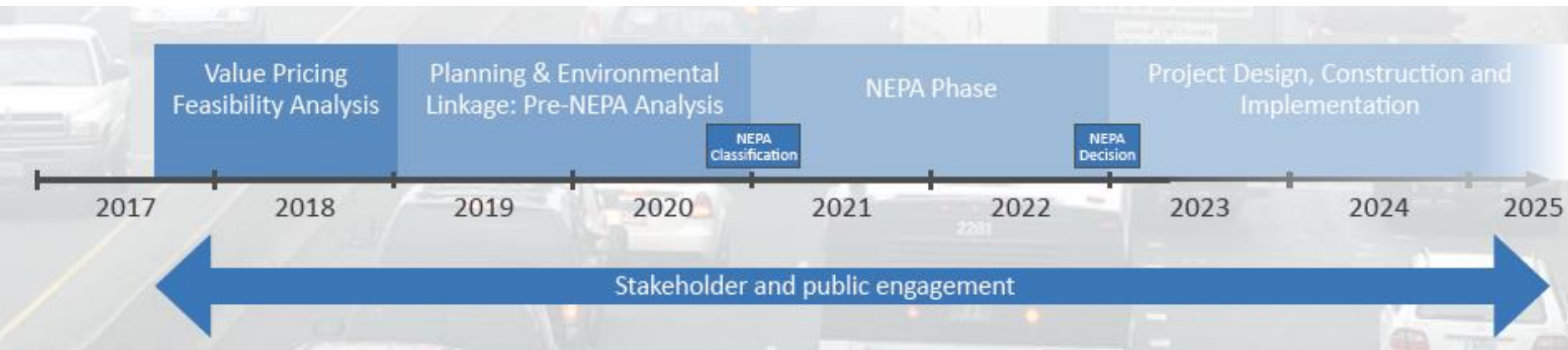
FHWA Application

- Toll I-5 & I-205
- Mitigation Strategies
 - Improved public transportation
 - Provisions for underserved communities
- Diversion strategies



Portland Metro Area Value Pricing

The OTC sought **FHWA approval** in December 2018 to implement Value Pricing on I-5 and I-205. In January 2019, FHWA responded.



Portland Metro Area Value Pricing

But before we can begin tolling...

- Traffic evaluation
- Community mobility and equity strategies
- Public engagement and stakeholder outreach
- Required federal tolling and environmental reviews



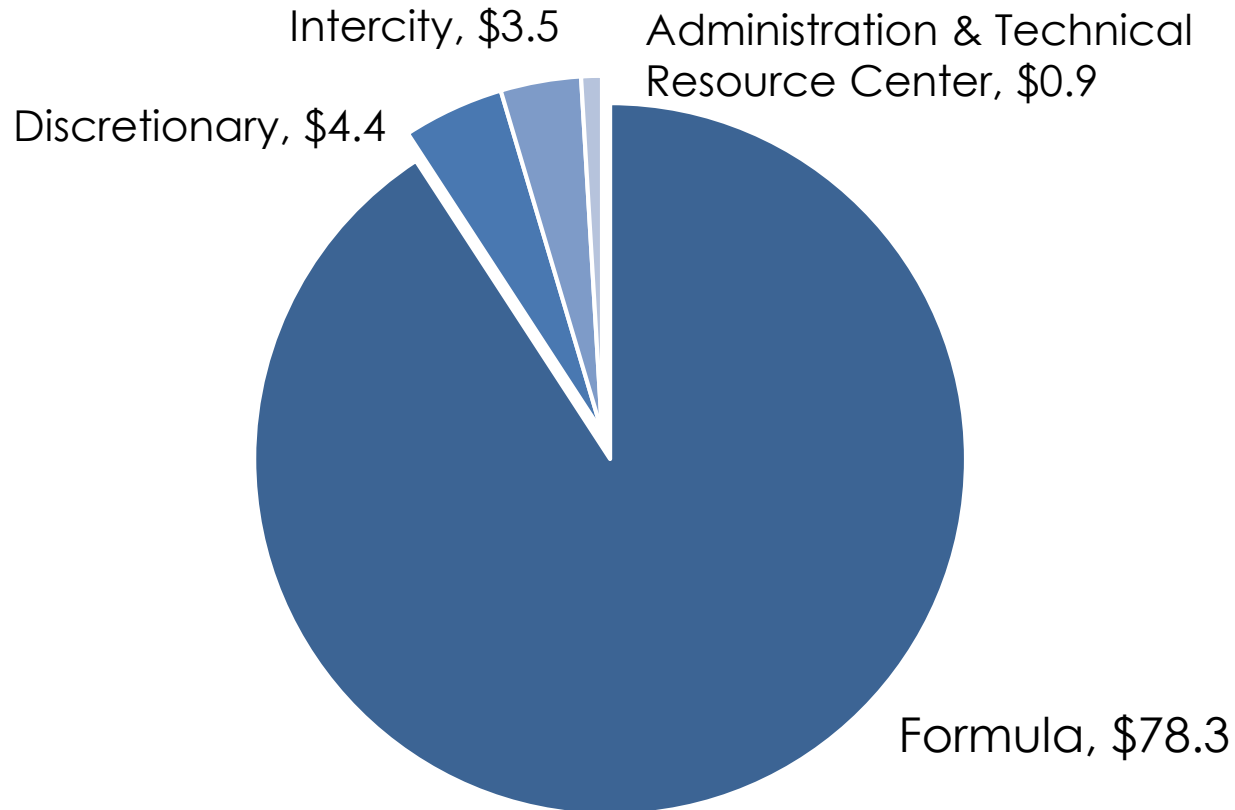
Transportation Options



Statewide Transportation Improvement Fund (STIF)

2020 Estimated Funding, in millions of dollars

**Updated Jan. 2019 based on estimated compliance timeline and DOR administrative costs.*



STIF Program



Formula Fund

Allocations to qualified entities for enhanced and/or expanded transit options and operations

Discretionary & Intercommunity Fund

Grant awards to transit service providers based on investment priorities



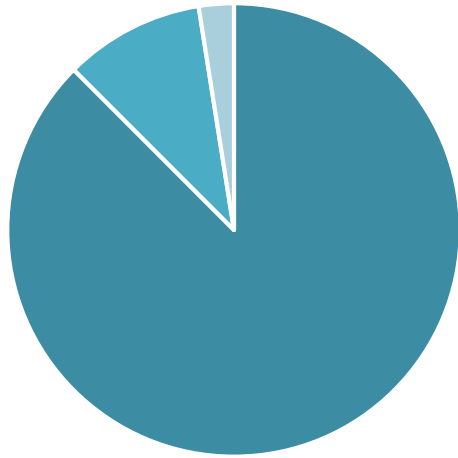
STIF Program: Next Steps

Now	<ul style="list-style-type: none">• Public comment period closes 2/4
Feb-March 2019	<ul style="list-style-type: none">• Review and approval of plans by PTAC• OTC review of 1st round
April-May 2019	<ul style="list-style-type: none">• OTC action on 1st round recommendation• 2nd round application deadline 5/1
Winter 2020	<ul style="list-style-type: none">• Report to Legislature 2/2020



Safe Routes to Schools (SRTS) – Grant Programs

\$10m annually, increasing to \$15m in 2023



- Infrastructure
- Rapid Response
- Project Identification

INFRASTRUCTURE GRANT PROGRAM:

87.5%
(minimum)

Street Safety Projects

RAPID RESPONSE GRANT PROGRAM:

10% (maximum)

Address urgent needs or
systemic safety issues

PROJECT IDENTIFICATION GRANT PROGRAM:

2.5% (maximum)

Help communities identify
eligible projects



SRTS Infrastructure Grant Program

January 17, 2019

OTC approved 24 projects for
grant funds

112

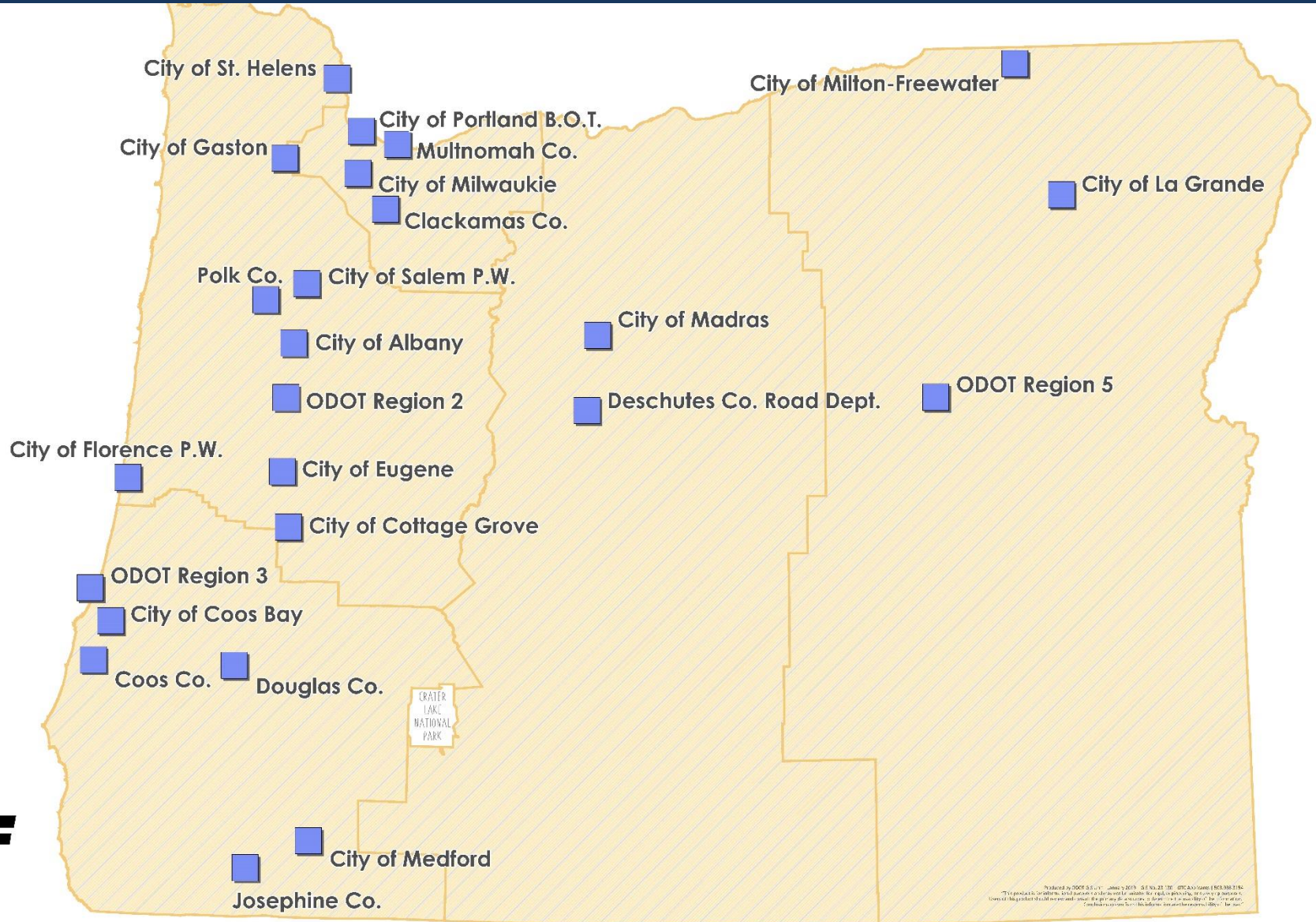
Applications for funds

\$85M

in potential projects



Reached Unanimous Committee Consensus



Modifications to Connect Oregon Program

Application
Streamlining

Four
Dedicated
Projects in
HB 2017

Formal
Rulemaking



Connect Oregon: Application Streamlining

- Create on-line application form
- Remove redundancies
- Tailor questions to be more mode-specific
- Reduce the length of the application

AVIATION



MARINE



RAIL



BIKE/PED



Connect Oregon: Next Steps for Dedicated Projects

January 2019	<ul style="list-style-type: none">• Final Review Committee• Review and funding recommendations
February- March 2019	<ul style="list-style-type: none">• OTC review & approval of final projects• Grant awards



Connect Oregon: Rules Advisory Committee

Air, Marine, Rail Freight

- Five RAC meetings held (Sept. 2018-Jan. 2019)
- Revised draft rules formulated

Bicycle and Pedestrian

- Two RAC meetings held so far (Dec. 2018-Jan. 2019)
- Draft rule language forthcoming





Transparency and Accountability



Strengthened Role of the OTC



Tracking & Reporting Progress

Commission Oversight

HB 2017 IMPLEMENTATION

Active Initiatives



Active

- Continuous Improvement Advisory Committee (§10)
- Transparency, Accountability & Performance Website (§12)
- Portland Metro Area Value Pricing (§120)
- ODOT Property Inventory (§9)
- Uniform Standards, Condition Reporting (§11)
- Cost-to-complete Studies (§§27(c) & 27(e))
- Named Projects (§71(d))
- Winter Maintenance Strategy (§136-137)
- Statewide Modal Plans (§6)
- STIP Selection Criteria (§14)
- Connect Oregon (CO) Dedicated Projects & Program Modifications (§§71(f); 78-84)
- Safe Routes to School (SRTS) (§123)
- Conditional Increase, Accountability Report (§45)
- Statewide Transportation Improvement Fund (STIF) (§122)



Complete

- ✓ Connect Oregon Application Streamlining Report (§85)
- ✓ Modification of Duties and Authority (§§2-5, 19-20)
- ✓ Internal Auditor (§§15-18)



On the Horizon

(Implementation plan forthcoming)

- Gap Analysis Study: Proportionate User Fees Report (§75) (TBD)

Oregon Transportation Commission (OTC) Dashboard

January 2019

Implementation Highlights

Ongoing Efforts

- **Recruitments:** ODOT staff are actively recruiting for positions allocated during 2018 Legislative Session; targeting 01/01/19 for the third round of hiring. Policy Option Package for 54 additional positions submitted to legislature for consideration during 2019 Legislative Session. Next update anticipated 02/2019.

This month...

- **SOS Real-time Audit:** Final report of findings and recommendations related to SOS Audits Division "real-time" audit of HB 2017 implementation, which has now concluded.
- **Safe Routes to Schools:** 112 entities submitted applications for 206 projects in the first solicitation for competitive grants with requested funds totaling \$85 million. Review process complete & 24 recommended projects, totaling \$15.7million, submitted for Commission consideration.
- **ConnectOregon:** Rules Advisory Committees met in October, November and early January to develop draft OARs reflecting program modifications. Draft rules posted to ConnectOregon website 01/04/19.
- **Transparency, Accountability, & Performance (TAP) Website:** Soft launch of TAP website completed in advance of 01/01/19 targeted deadline. Additional usability testing and refinements ongoing.

Next month...

- **ConnectOregon:** Review of the three sponsor plans submitted for two of the remaining dedicated projects will be presented for OTC consideration & discussion.



Tracking & Reporting Progress

Commission Oversight

HB 2017 IMPLEMENTATION

Active Initiatives

Oregon Transportation Commission (OTC) Dashboard

January 2019

Director's Office – Executive Sponsor: Travis Brouwer

OTC Delegation Approach	Lead	HB 2017 Initiative Section #(s)	Deliverables Target(s)/Deadlines			Expected Completion	Current Status	Additional Details
Retain & Execute	Cooper Brown	Continuous Improvement Advisory Committee (CIAC) §10	Launch CIAC (Kick-off Meeting)	04/30/18	✓	05/30/21		New Commission Manager (Chief of Staff), Cooper Brown, will lead this initiative. Reviewed operational notice & process for cost-benefit analysis, required by the HB for projects costing more than \$15m.
			Draft CIAC KPMs report to OTC for review & acceptance at November/December meeting (required annually)	11/01/18	✓			
			Draft CIAC report & recommendations to OTC for review & acceptance (submit report to JTC by 12/01/19) (required odd-years)	12/01/19				
			Draft CIAC report to OTC for review & acceptance (\$45 requirement)	05/30/21				
Delegate	Sally Ridenour Sarah Chadderon	Transparency, Accountability & Performance (TAP) Website § 12	Transparency Accountability & Performance (TAP) website launched	01/01/19	✓	12/01/19		Risk: Local government reporting requirement; specifically ensuring cities and counties are aware of what they need to report, by when, & how to submit the information. Mitigation: Staff are continuing to work closely with AOC & LOC on communications and technical assistance.
			Outstanding required information & reports collected & posted	11/01/19				
			Certify compliance to JCT (\$45 Report)	12/01/19				
Retain & Execute	Katie Jones	Portland Metro Area Value Pricing § 120	Draft FHWA proposal to OTC for review & approval at November meeting (submit by deadline of 12/31/2018)	11/01/18	✓	12/31/18		OTC review & direction re: tolling technology & system anticipated early spring 2019. Risk: Lack of public awareness impacting public opinion and leading to potential objection of proposed tolling options. Mitigation: Staff are continuing to work on multifaceted public engagement and communications strategy for the next phase of this initiative.
			Draft budget note report to OTC for review & acceptance (submit to JTC by 12/10/2018 per HB 5045 (2017) – requirement)	11/01/18	✓			
			Draft report re: status of Value-pricing Set-up Project for OTC review & acceptance (submit to JTC as component of \$45 report by 12/01/19)	10/01/19				



ODOT Internal Audits Program

Auditor
Reporting
Structure/
Governance

Additional
Capacity

Audit
Transparency



OTC and CIAC Scope and Roles

OTC

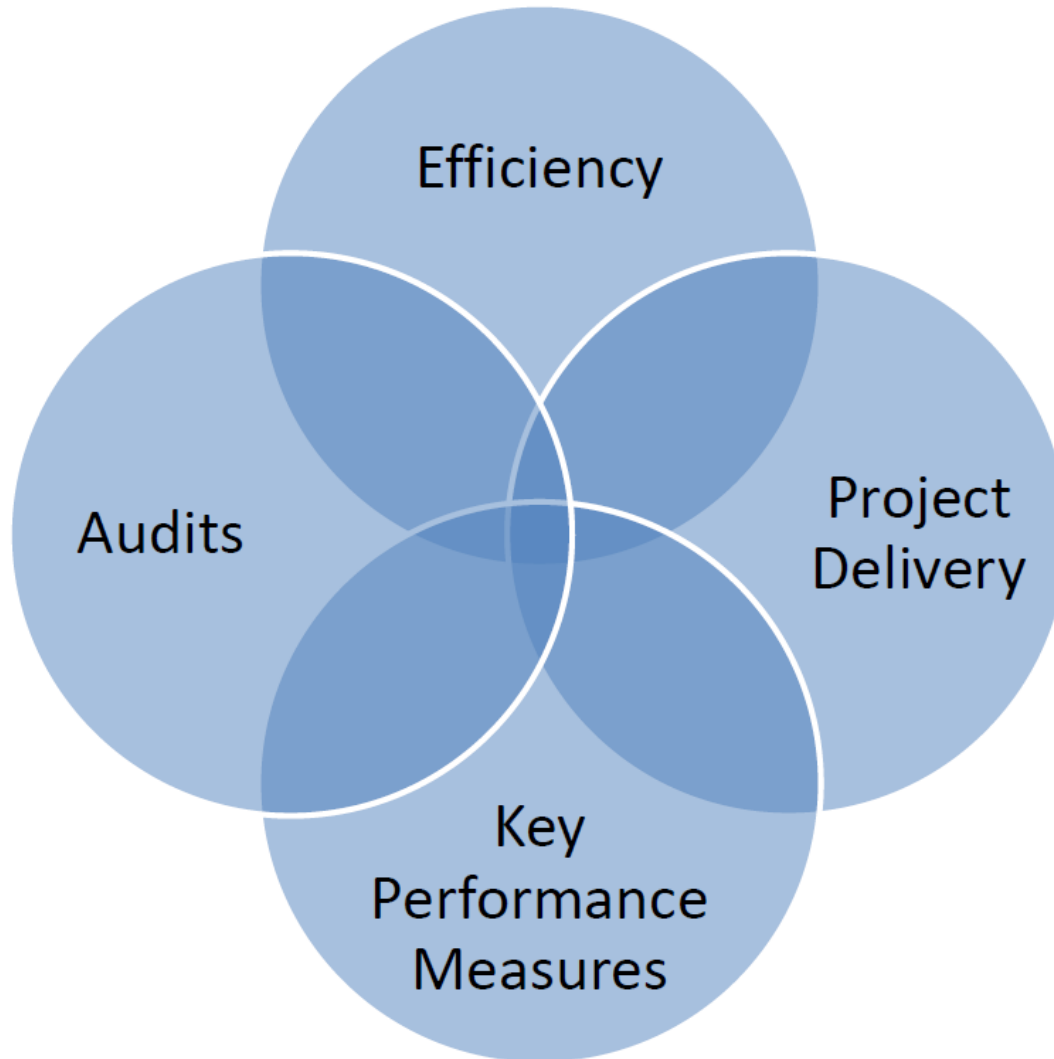
- Sets vision and policy direction
- Makes investment decisions

CIAC

- Reviews processes and procedures
- Advises OTC on performance, efficiency, and effectiveness



CIAC Focus Areas



CIAC Membership

OTC

Tammy Baney, Chair

Bob Van Brocklin, Vice-Chair

External

Ted Aadland

Paula Hammond

Tony Hyde

Andrew Kach, PHD

Internal (ODOT)

Matt Garrett, Director

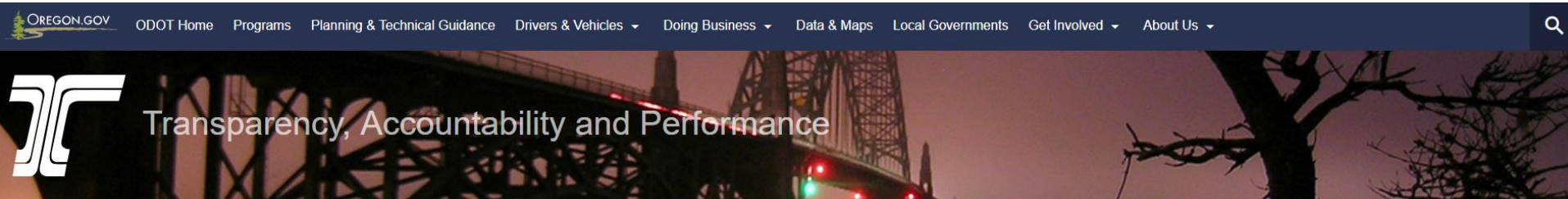
Linda Beuckens, Driver & Motor Vehicle Services

Bob Gebhardt, Central Services Division

Paul Mather, Highway Division



Transparency, Accountability and Performance Website



Project Information

Find out the details about individual transportation projects, as well as budget and schedule data for completed state projects.
[Learn more >](#)



Road & Bridge Condition

Learn about the condition of city, county and state-owned roads and bridges across Oregon.
[Learn more >](#)



Related Links

Read ODOT internal audit reports, explore city and county funding sources and expenditures, and look at how ODOT is doing against defined performance measures.
[Learn more >](#)

Please direct questions or comments about the Transparency, Accountability and Performance pages to the [transparency team](#).



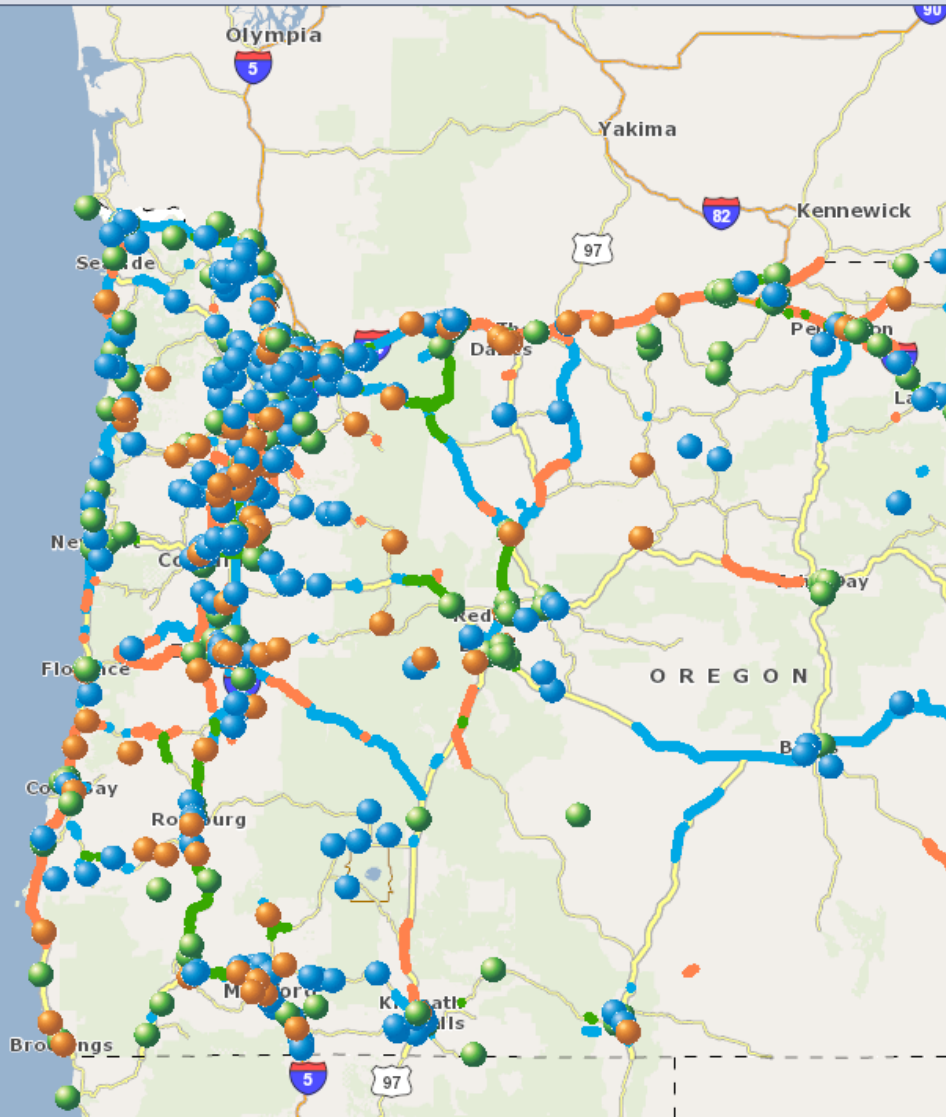
Project Tracking Map

ODOT Project Tracking

Go to Location

Projects ▾

Map ▾



Identify Map Feature

OR18: Newberg-Dundee Bypass (phase 1W)

Design Phase

Description

Phase 1W will construct an additional segment within the current N-D Phase 1 project by extending the current project further south and provide local access for residents of Wilsonville Road to the city of Newberg.

Estimated Project Cost

\$7,040,000

Spent to Date

\$602,928

Goes To Bid

2019-10-24

Project Number

19803

[Zoom to](#)

Identify Map Feature (1 of 3)

OR34: Van Buren Bridge (Corvallis)

Design Phase

[Please click for more information](#)

Description

Replace bridge.

Estimated Project Cost

\$61,900,000

Spent to Date

\$42,049

Goes To Bid

2021-07-04

Project Number

20688

[Zoom to](#)

Thank you

