

Oregon Relief Nursery

Committee Early Childhood & Family Supports

Feb. 16, 2017



In **1976**, child abuse and neglect was a problem in Lane County.

Children and families didn't have many services available to them until after a child had been victimized.

The primary response to abuse and neglect was removing children and placing them in foster care.

That didn't seem like an enlightened approach...

Why not offer preventive services?

A group of local community leaders took a stand.

Services include...

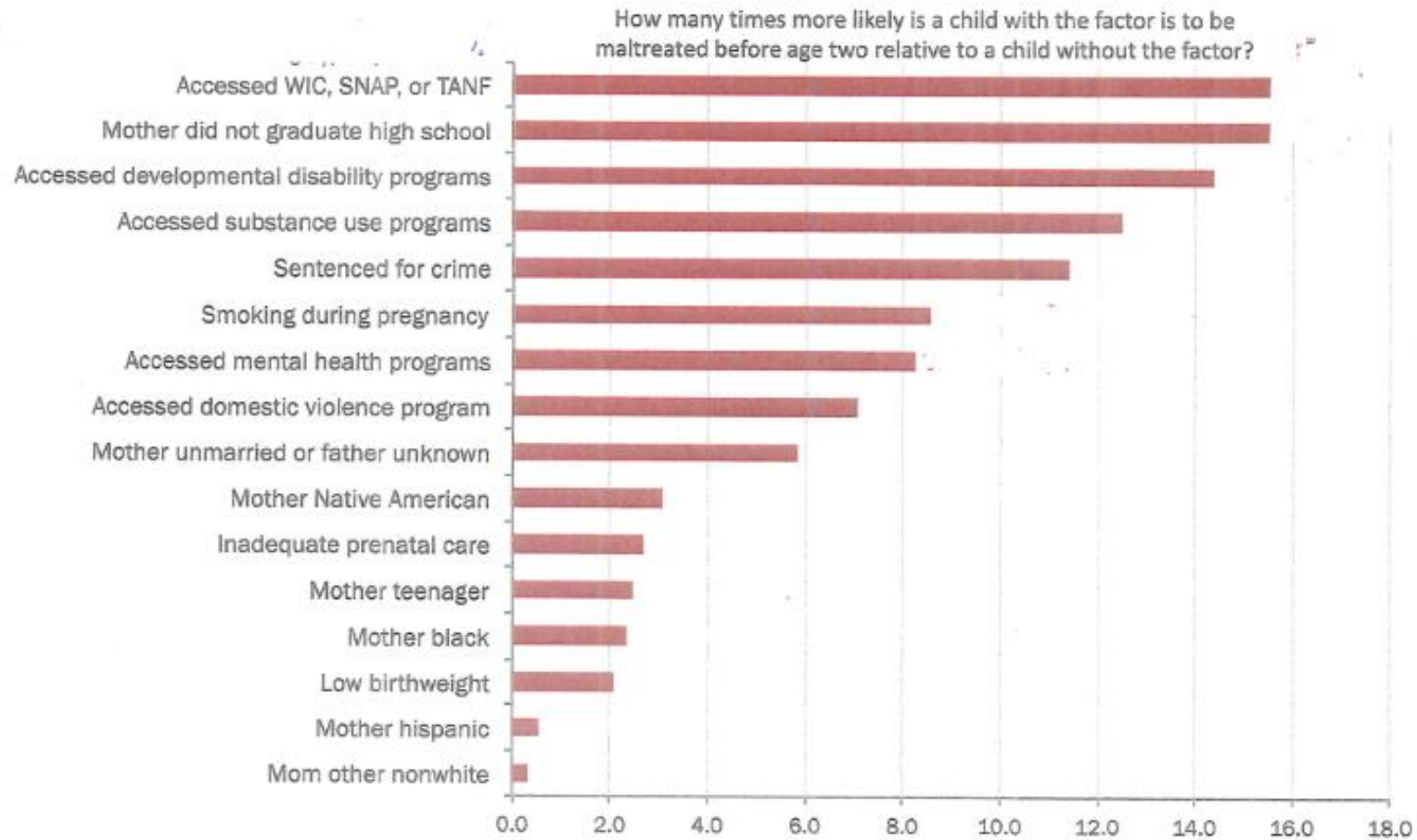
- ▶ **“Outreach”** - first contact with families includes intake & assessment.
 - Families who stay in this program receive home visits, respite child care , “basic needs” support and crisis intervention.
 - Home visiting schedule varies (weekly, monthly or on-demand).
- ▶ **“Therapeutic Early Childhood Program”** (TECP) 300 contact hrs. annually
 - EC classes twice weekly for 3 hrs. with high staffing ratio and small group size.
 - Monthly home visiting focused on whole family
 - Monthly parenting classes and positive family socialization
 - Support services - transportation, material support and referrals for resources
- ▶ **Additional Services** - varies by program
 - Mental health (children and/or parents)
 - Parents in Recovery
 - Services for mandated parents ie supervised visitation
 - Home visiting program ie Healthy Families
 - Head Start, EI/ECSE, etc.

Who We Serve...

- ▶ Children 0-5 and their families when there are multiple risk factors
- ▶ We serve more than 3,000 children per year and their families
- ▶ Families have an average of 16 “risk factors” based on 47 item list
 - 80% under/unemployed
 - 53% mental health problems
 - 50% intimate partner violence
 - 47% raised by alcohol or drug effect person
 - 46% unstable food supply for family
 - 44% adult victim of child abuse/neglect
 - 42% history of homelessness
 - 38% less than high school education
 - 36% incarceration or criminal justice supervision
 - 31% adults have history of an open case with child welfare
 - 25% adult victim of child sexual abuse or incest

Relative Risk of Maltreatment and Foster Care

(characteristics of the mother or child at birth)



Source: ECONorthwest analysis of ICS administrative data. Dataset include characteristics of mother or child known at birth and any interaction with certain Department of Human Services programs or sentencing from the Department of Justice two years prior to giving birth. All variables shown have a statistically significant relationship with maltreatment before age two and eventual entry into foster care before age six.

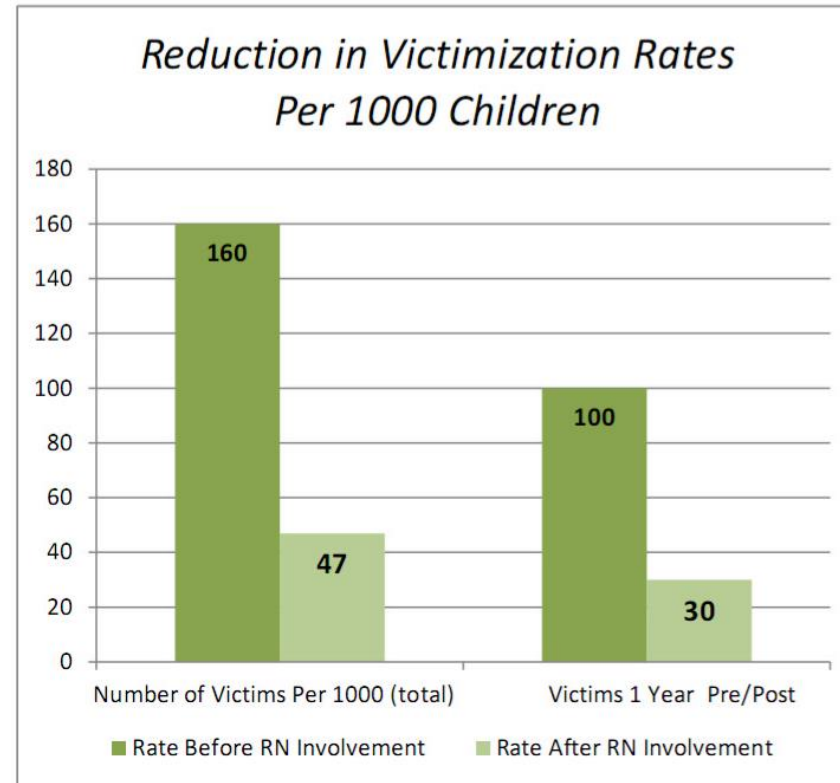
Relief Nursery Outcomes...

Portland State University evaluations

- ▶ 70% reduction in the incidence of abuse/neglect when enrolled for just 6 months
- ▶ 95% of children free from abuse/neglect

Evaluations have consistently documented positive impact:

- ▶ Family Violence and Victimization
- ▶ Poverty
- ▶ Child Welfare
- ▶ Mental Health
- ▶ Family risk factors

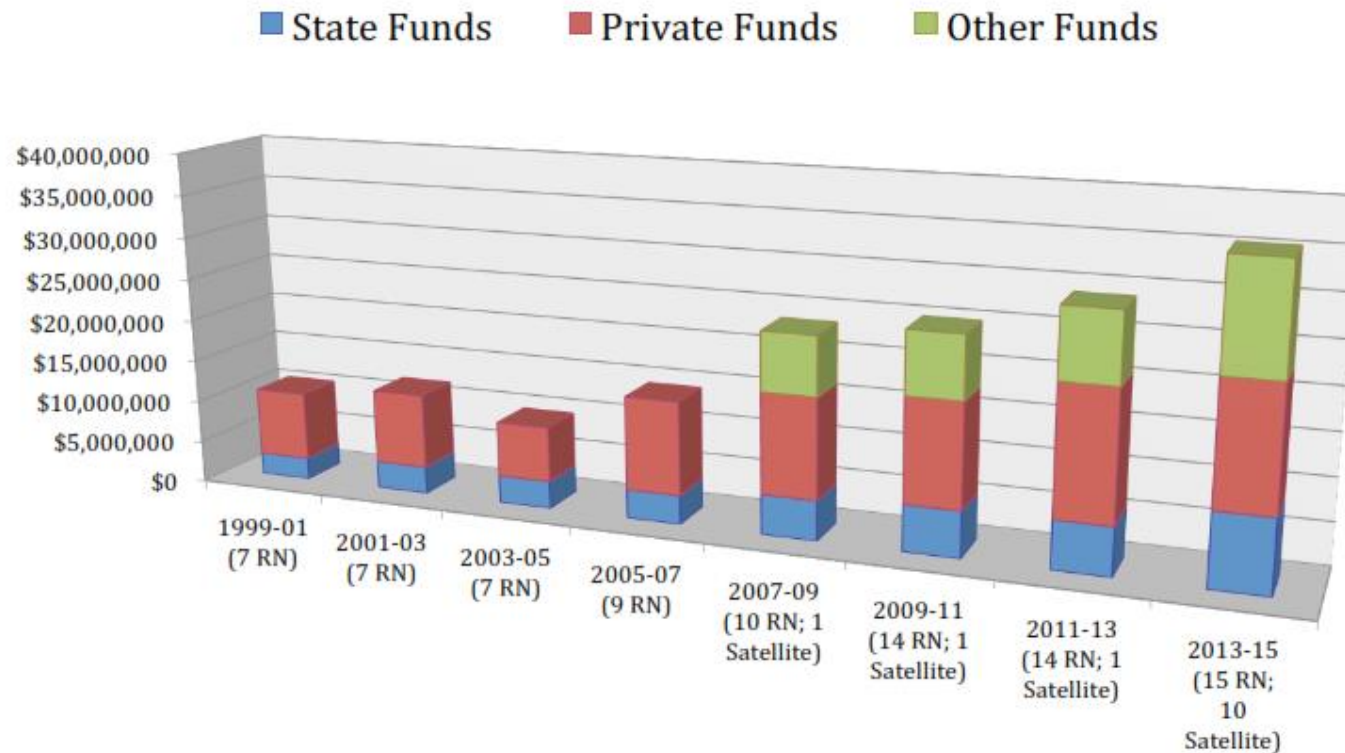


Governance/Regulation

- ▶ Relief Nurseries are unique to Oregon
 - *Developed through 40 yrs of public/private partnership*
 - *Over half the funding from local/private sector*
 - *We have written our own rules and divided our state funding among us*
- ▶ Our work crosses typical silos of early childhood education, child welfare, behavioral and physical health, social services and private/public sectors.
- ▶ Oregon Association of Relief Nurseries (OARN) is our statewide body to organize, advocate, certify, and negotiate for individual Relief Nurseries.
- ▶ Biennium Funding Formula - based on concept of grow first then state funding

The Value of Engaging Communities

Relief Nurseries Stretch State Dollars with Local Support



	1999-01 (7 RN)	2001-03 (7 RN)	2003-05 (7 RN)	2005-07 (9 RN)	2007-09 (10 RN; 1 Satellite)	2009-11 (14 RN; 1 Satellite)	2011-13 (14 RN; 1 Satellite)	2013-15 (15 RN; 10 Satellite)
Other Funds					\$6,942,643	\$7,345,043	\$8,154,599	\$12,557,922
Private Funds	\$8,083,000	\$8,808,000	\$6,498,295	\$11,039,728	\$11,841,001	\$12,230,868	\$15,130,361	\$14,254,610
State Funds	\$2,600,000	\$3,238,856	\$3,275,000	\$3,416,000	\$4,709,702	\$5,439,279	\$5,659,132	\$8,598,800

Oregon Relief Nurseries in 2017

