



Oregon

Kate Brown, Governor

Higher Education Coordinating Commission

Ben Cannon, Executive Director
255 Capitol Street NE, Third Floor
Salem, OR 97310
www.oregon.gov/HigherEd

June 5, 2017

Co-Chair, Senator Rod Monroe
Co-Chair, Representative Barbara Smith Warner
Joint Committee on Ways and Means, Subcommittee on Education

Dear Co-Chairs Monroe and Smith Warner,

Thank you for the opportunity to answer questions that arose during the May 17 Higher Education Coordinating Commission's presentation on the Oregon Promise program as part of the Committee's phase II budget hearing process. This letter addresses the one outstanding question for which we did not submit a response in our letter dated May 25, 2017.

Senator Roblan asked if, as a result of the Oregon Promise program, Oregon community colleges are able to leverage additional dollars from the federal Pell grant program. A HECC analysis of Oregon community college student records and published federal financial aid information suggests that community colleges do receive increased federal funding as a result of the Oregon Promise program. This analysis further suggests that this increase is due to an increase in the percentage of Oregon high school students enrolling in a community college in the fall after their graduation from high school.

The attached charts and tables provide more detailed information.

If you have any further questions, please do not hesitate to contact Kyle Thomas, Director of Legislative and Policy Affairs, at kyle.thomas@state.or.us or at 503-480-9596.

Sincerely,

Ben Cannon
Executive Director

THE OREGON PROMISE: MORE STUDENTS ARE ENROLLED, AND THEY ARE TAKING MORE CREDITS

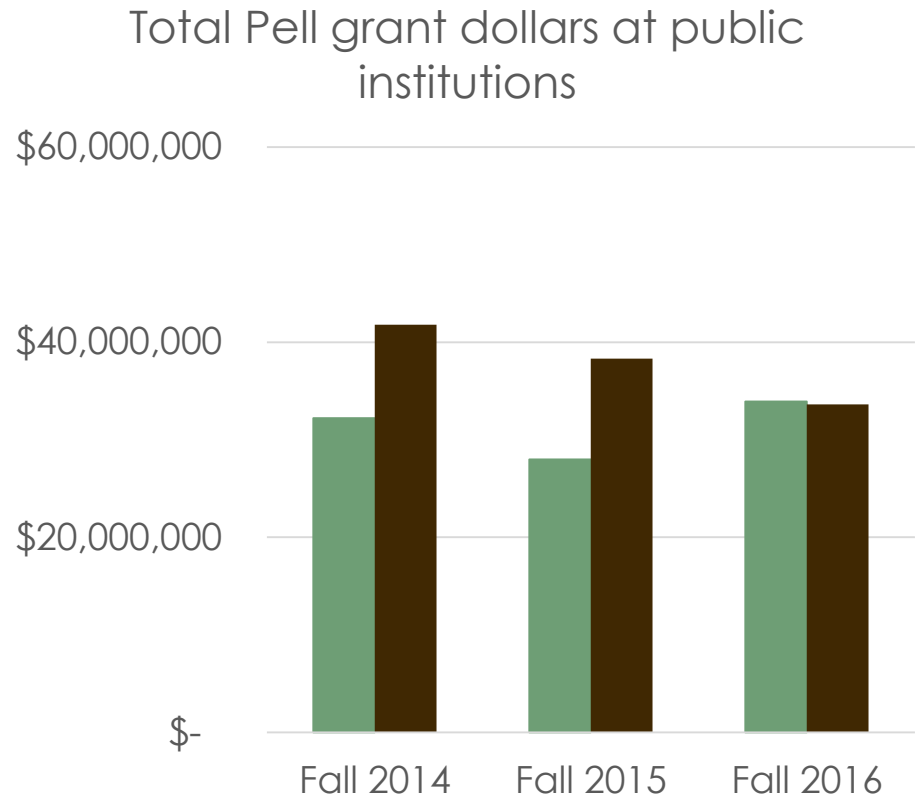
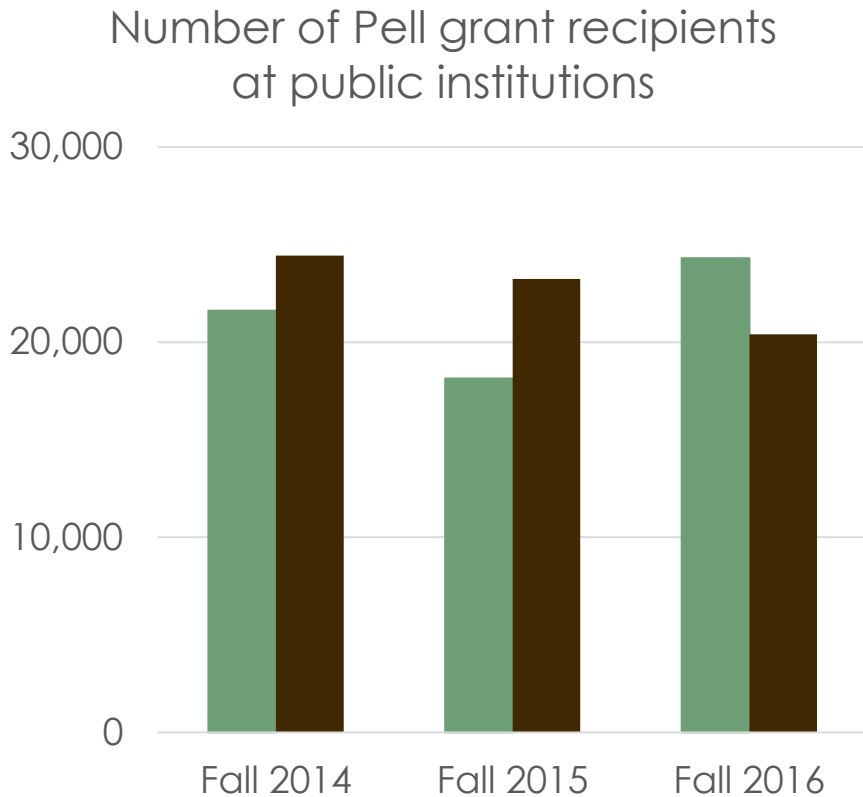
Estimate of Oregon Promise impact on community college enrollment

High school graduates enrolled in community college the fall after graduation, 6+ credits	Fall 2014	Fall 2015	Fall 2016 ¹
Percentage enrolled	17.2%	17.3%	19.5%
Number enrolled	6,227	6,375	7,486
Average number of credits	11.6	11.5	11.9

Source: HECC analysis of Oregon high school graduate and community college student records. High school graduate data come from the Oregon Department of Education.

¹Community enrollment data for fall 2016 are preliminary reports that may undercount actual enrollment by as much as three percentage points.

THE OREGON PROMISE: PELL GRANT RECIPIENTS AND DOLLARS RISE AT COMMUNITY COLLEGES

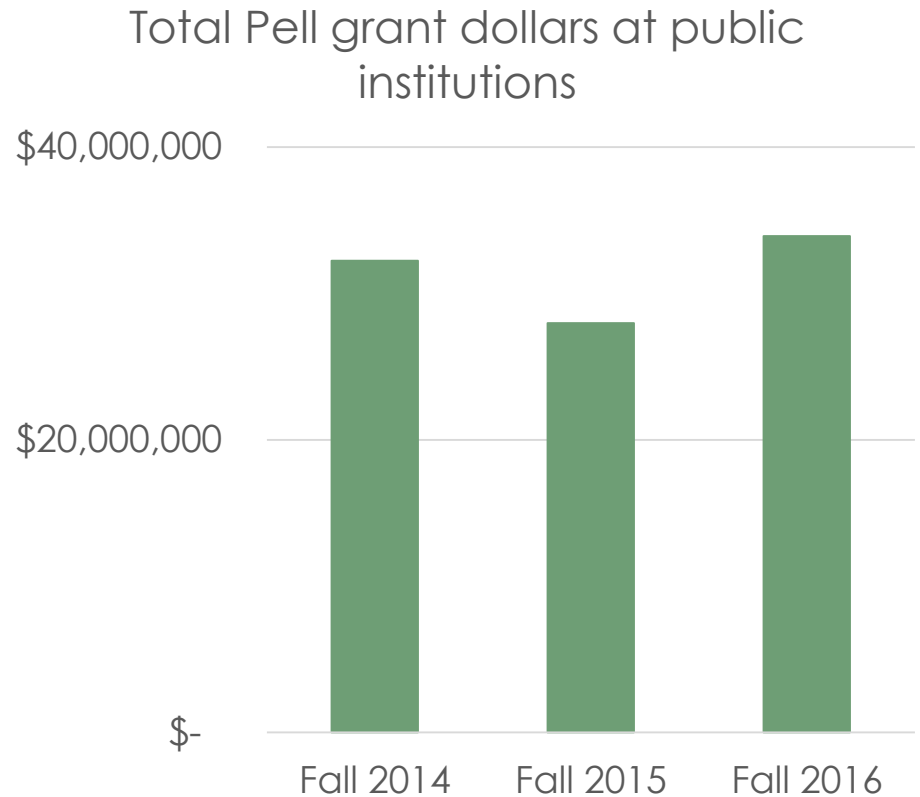
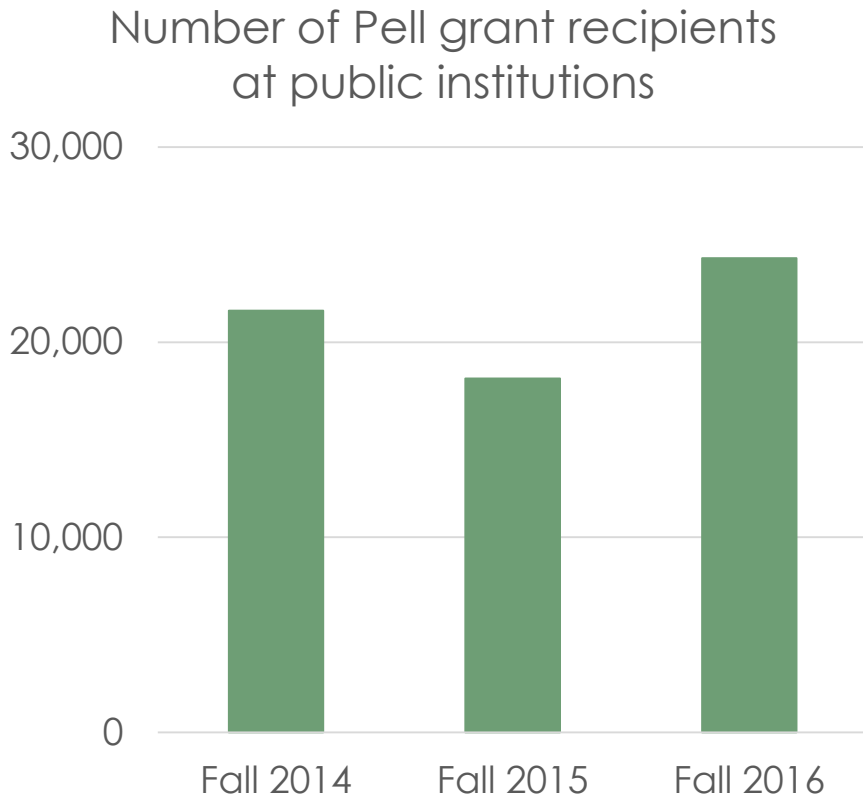


■ Community colleges ■ Public universities

■ Community colleges ■ Public universities

Source: U.S. Department of Education, Title IV Program Volume Reports, <https://studentaid.ed.gov/sa/about/data-center/student/title-iv>.

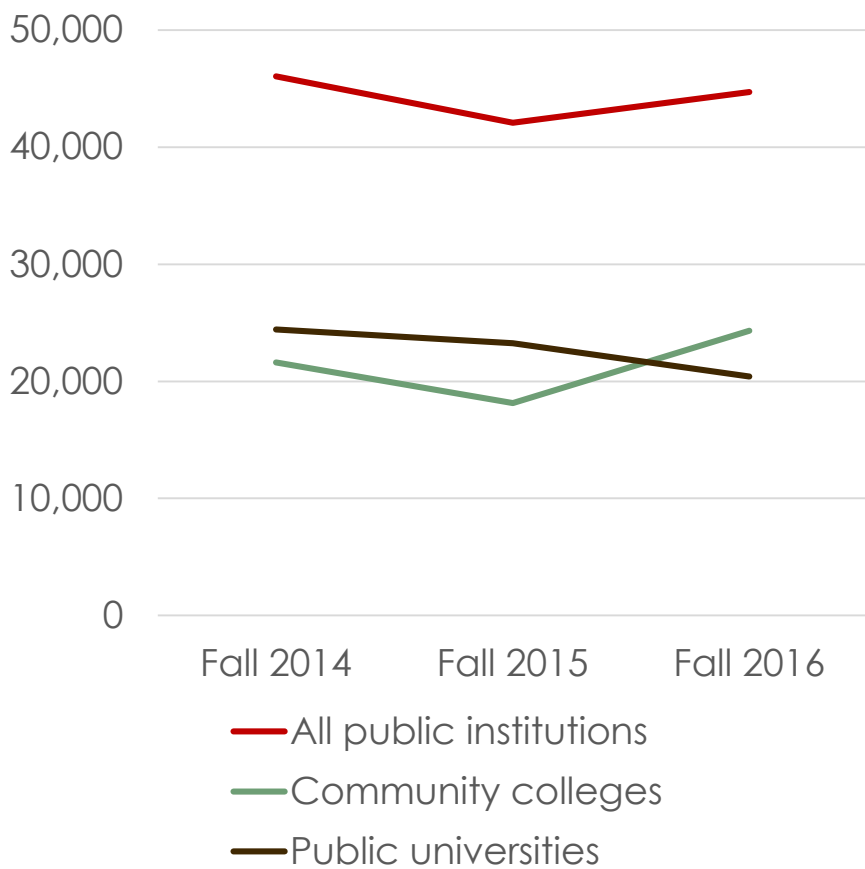
THE OREGON PROMISE: PELL GRANT RECIPIENTS AND DOLLARS RISE AT COMMUNITY COLLEGES



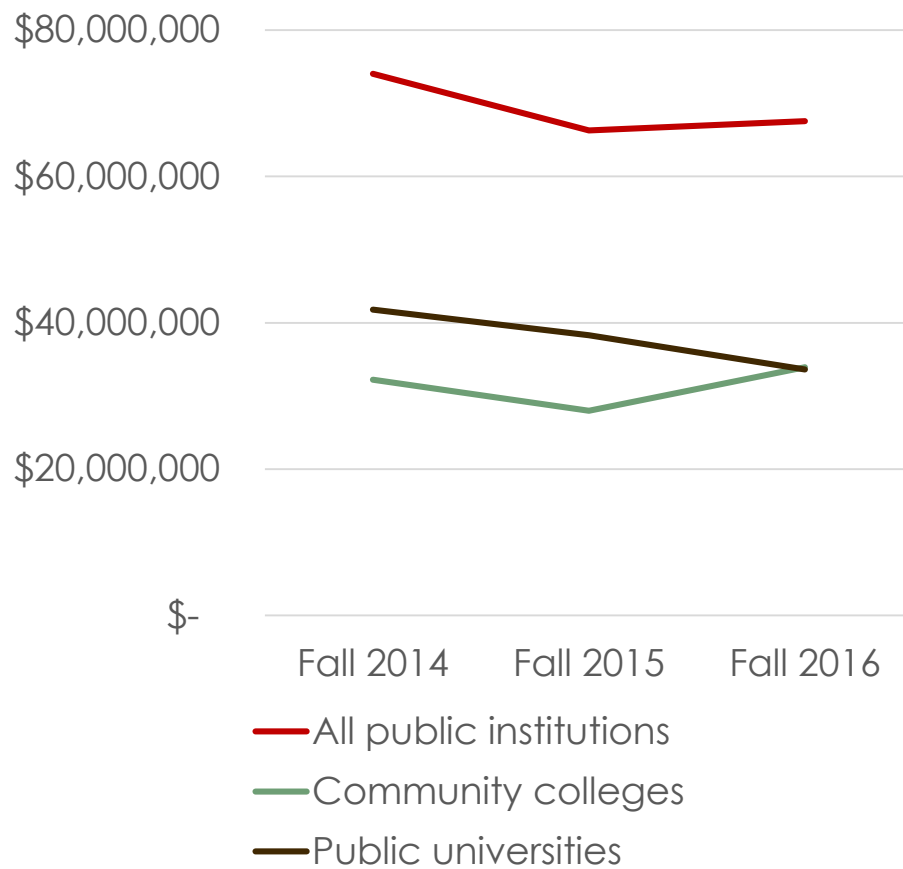
Source: U.S. Department of Education, Title IV Program Volume Reports, <https://studentaid.ed.gov/sa/about/data-center/student/title-iv>.

THE OREGON PROMISE: PELL GRANT RECIPIENTS AND DOLLARS RISE AT COMMUNITY COLLEGES

Number of Pell grant recipients at public institutions



Total Pell grant dollars at public institutions



Source: U.S. Department of Education, Title IV Program Volume Reports, <https://studentaid.ed.gov/sa/about/data-center/student/title-iv>.

THE OREGON PROMISE: PELL GRANT RECIPIENTS AND DOLLARS RISE AT COMMUNITY COLLEGES

Number of federal Pell grant recipients

	Fall 2014	Fall 2015	Fall 2016
All public institutions	46,052	42,096	44,705
Community colleges	21,619	18,848	24,308
Public universities	24,433	23,248	20,397

Total federal Pell grant dollars

	Fall 2014	Fall 2015	Fall 2016
All public institutions	\$74,024,255	\$66,281,410	\$67,532,319
Community colleges	\$32,229,634	\$27,969,648	\$33,912,844
Public universities	\$41,794,621	\$38,311,761	\$33,619,475

Source: U.S. Department of Education, Title IV Program Volume Reports, <https://studentaid.ed.gov/sa/about/data-center/student/title-iv>.