

In It Together



OBC Poverty Reduction Task Force

Members

- Dave Underriner, Chair; Regional chief executive, Providence Health & Services, Oregon
- George J. Brown, President & CEO, Legacy Health System
- Bill Johnson, Principal, Sage Farms
- Gregg Kantor, CEO, Northwest Natural
- Judith McGee, Chair & CEO, McGee Wealth Management
- Randolph L. Miller, President, Produce Row Property Management Co.
- William D. Thorndike, President, Medford Fabrication
- Kenneth Thrasher, Chairman & CEO, Compli
- Kenneth M. Wightman, Chairman Emeritus, David Evans Enterprises, Inc.
- Dick Withnell, Chairman, Withnell Motor Company

Staff

- Melissa Rowe, Project Manager, ECONorthwest
- Beverly Stein, Director of Research & Development, National Policy Consensus Center
- John Tapogna, President, ECONorthwest
- Duncan Wyse, President, Oregon Business Council
- Jeremy Rogers, Oregon Business Council

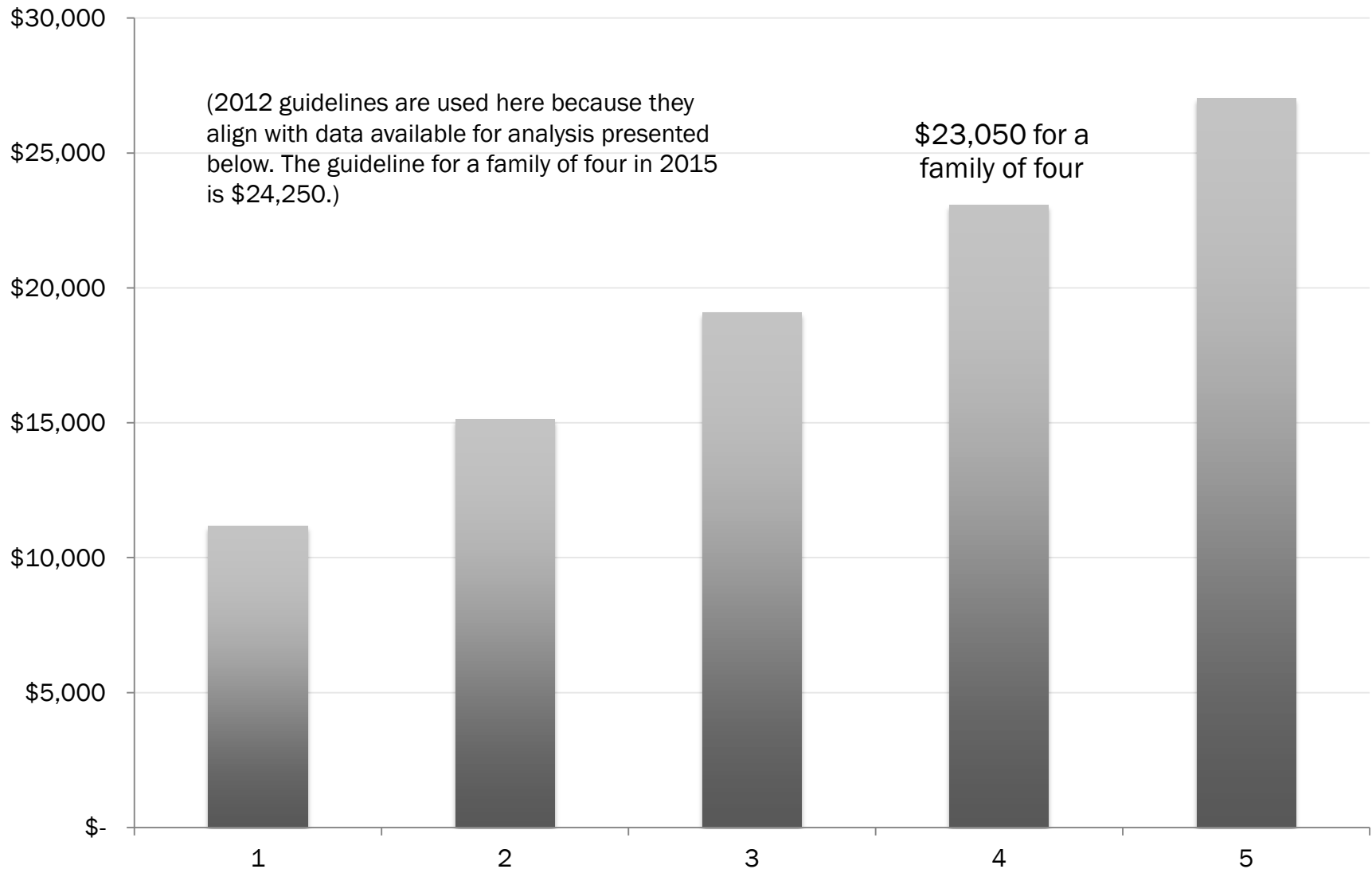
Some of the Work to Date

- *A Path to Prosperity* research and report
- Regional pilot projects in Malheur County, Jackson/Josephine Counties, and with Klamath Tribes/Chiloquin
- Design Lab
- Legislative agenda with partners including Partners for a Hunger-Free Oregon, Children First for Oregon, and Neighborhood Partnerships

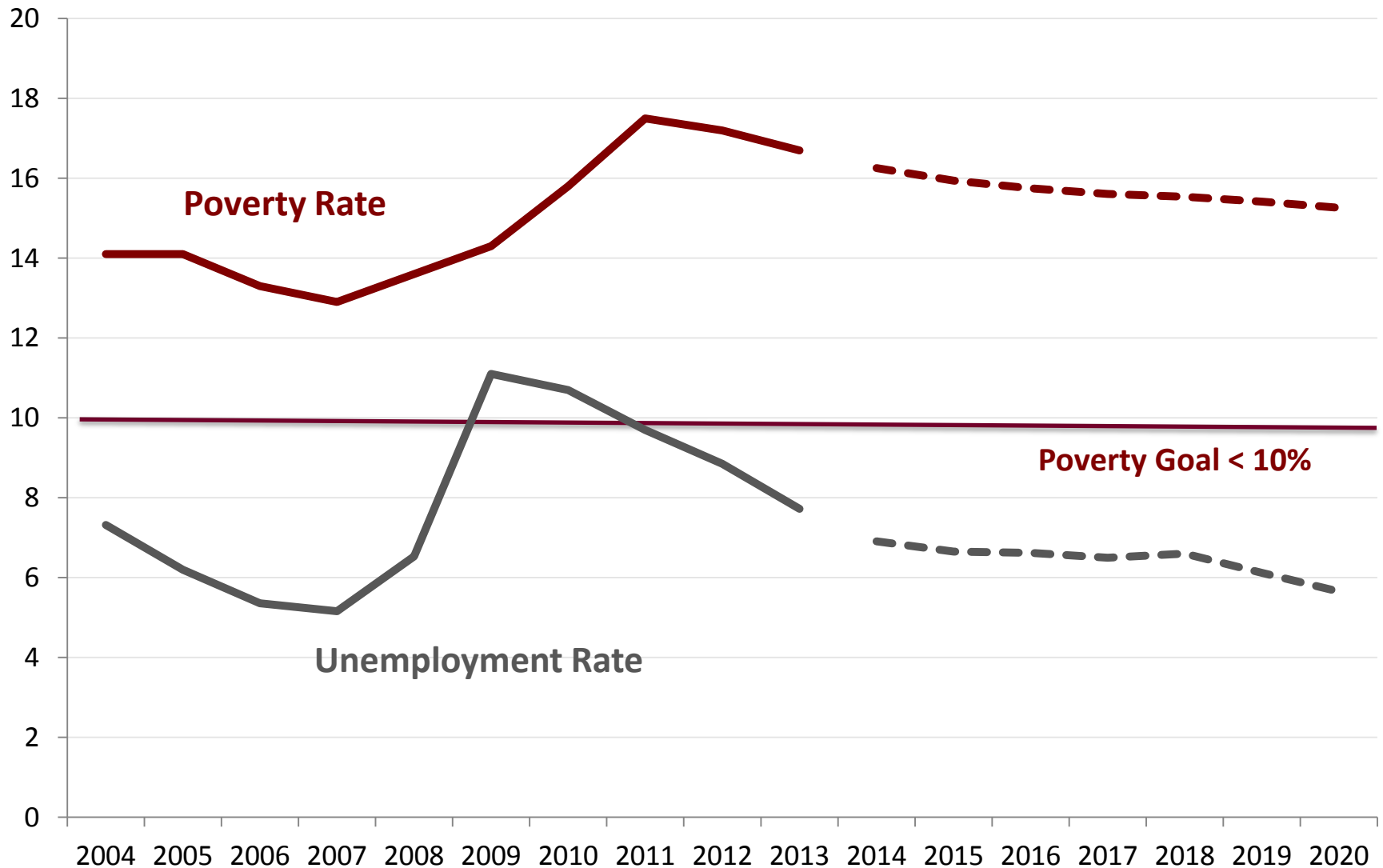
Poverty in Oregon

Measuring Poverty

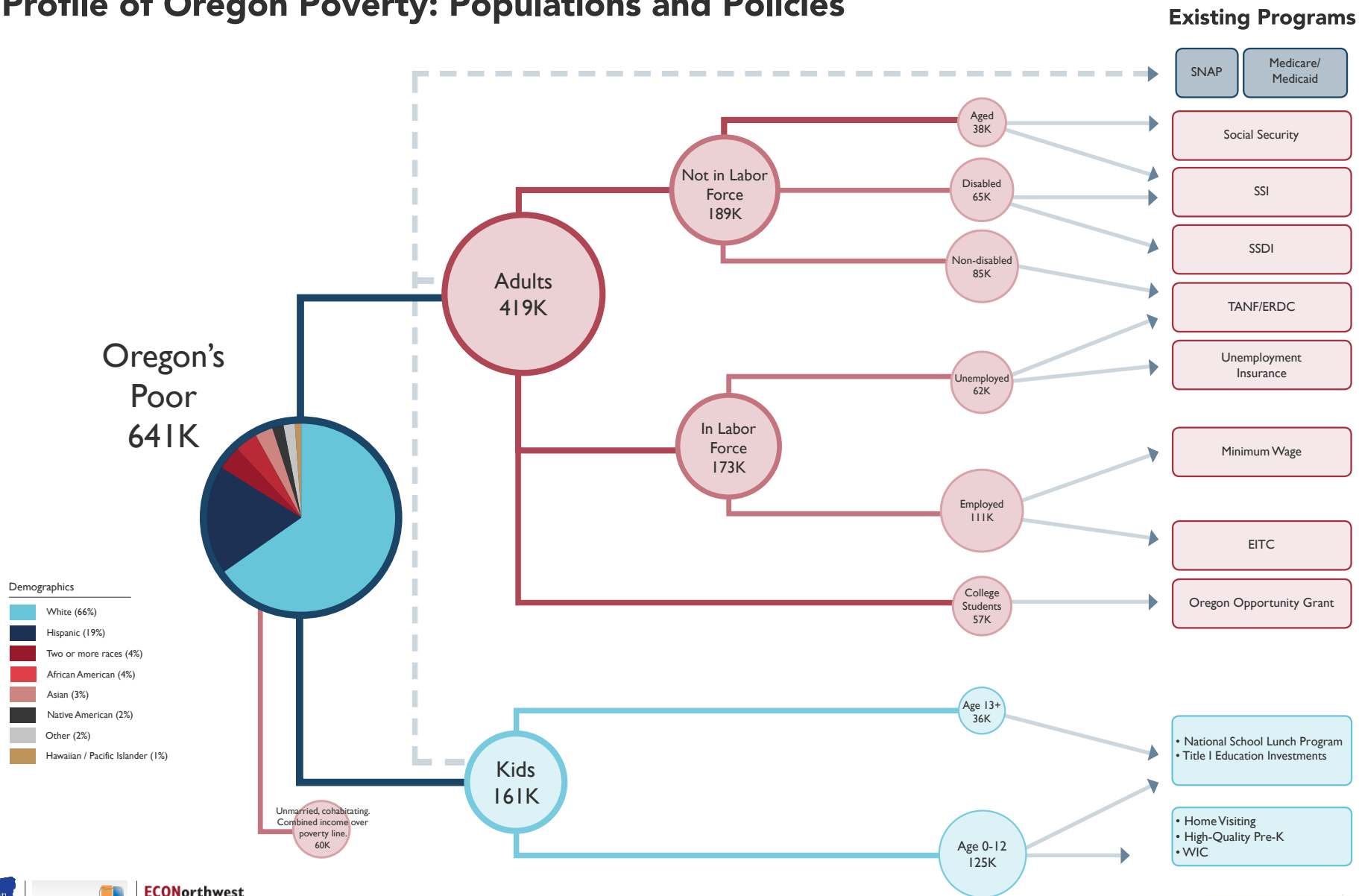
Federal Poverty Level by Family Size, 2012



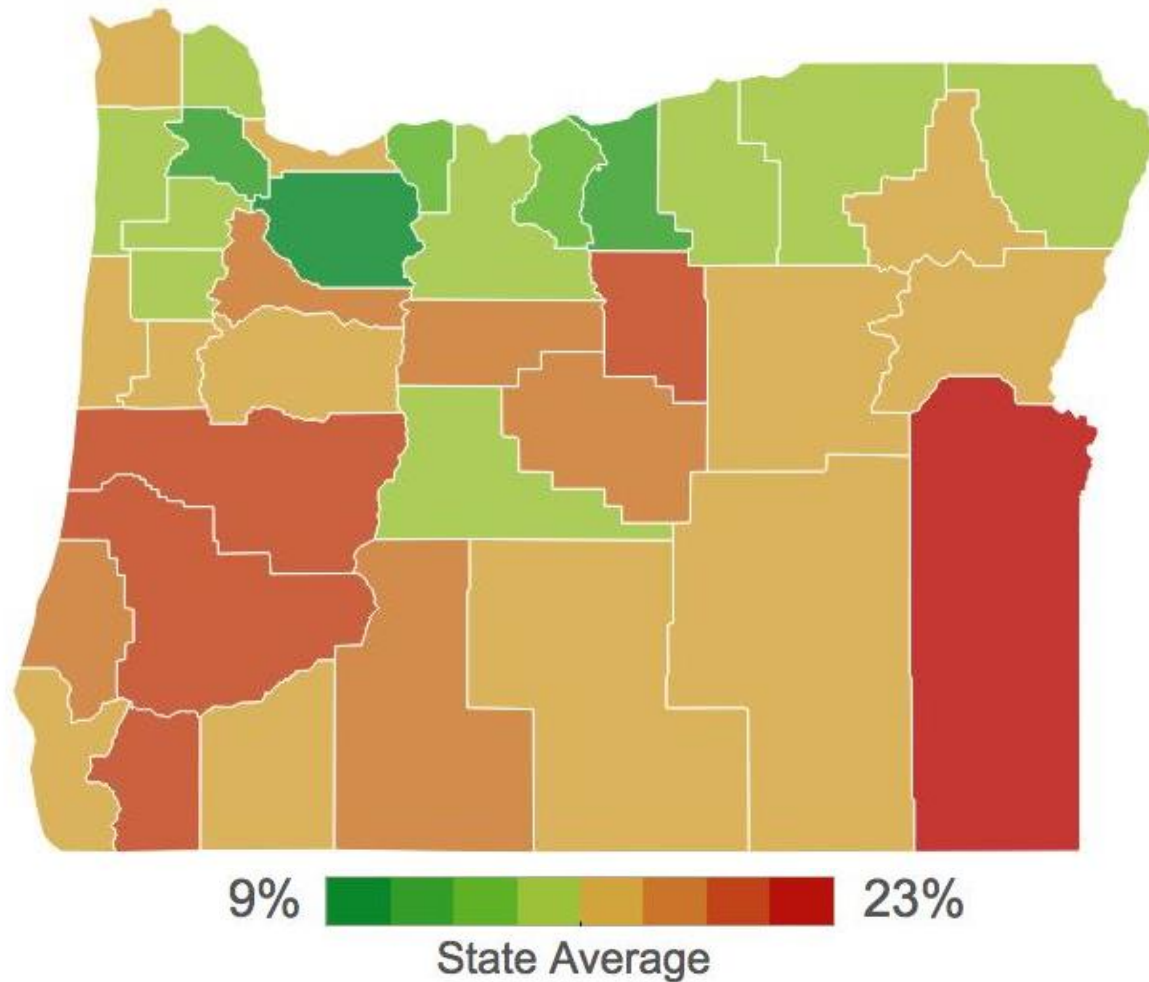
Poverty rate remains stubbornly high



Profile of Oregon Poverty: Populations and Policies

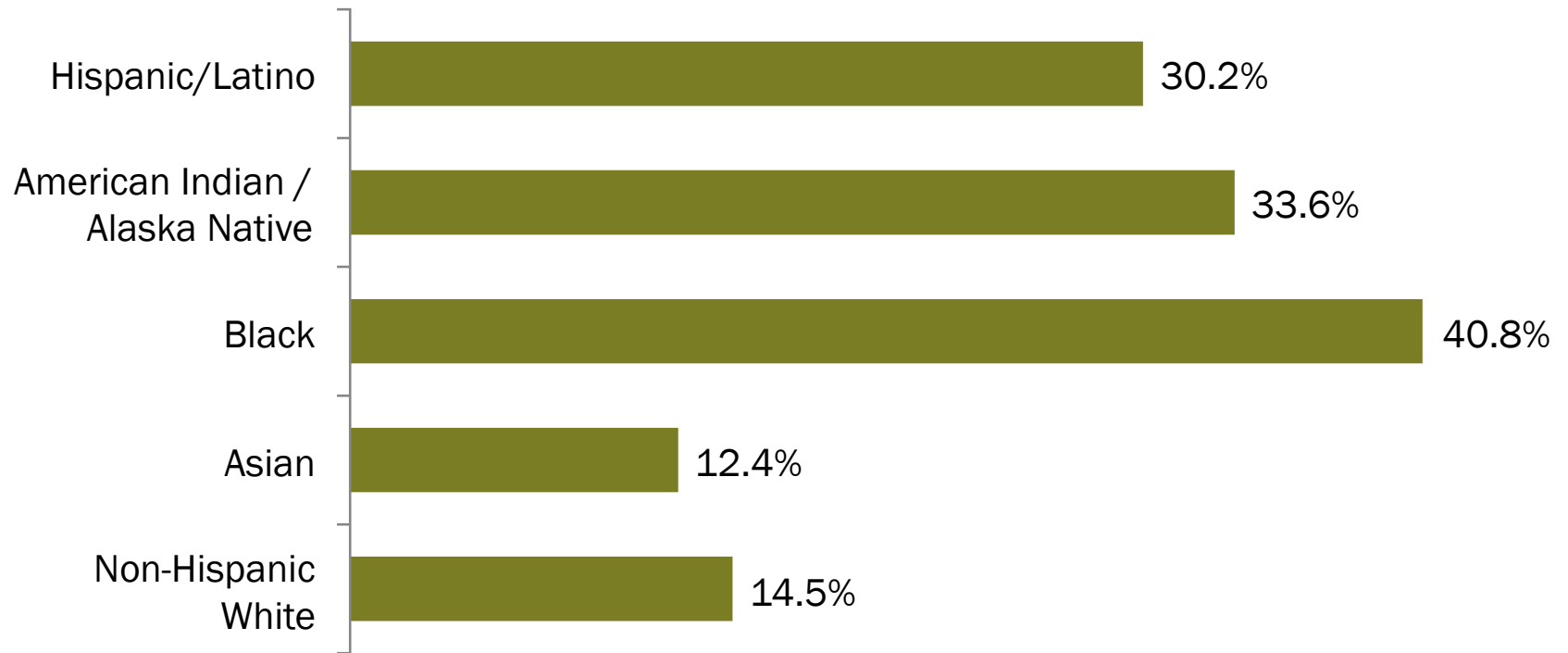


Poverty rates have exceeded 20% in some rural counties



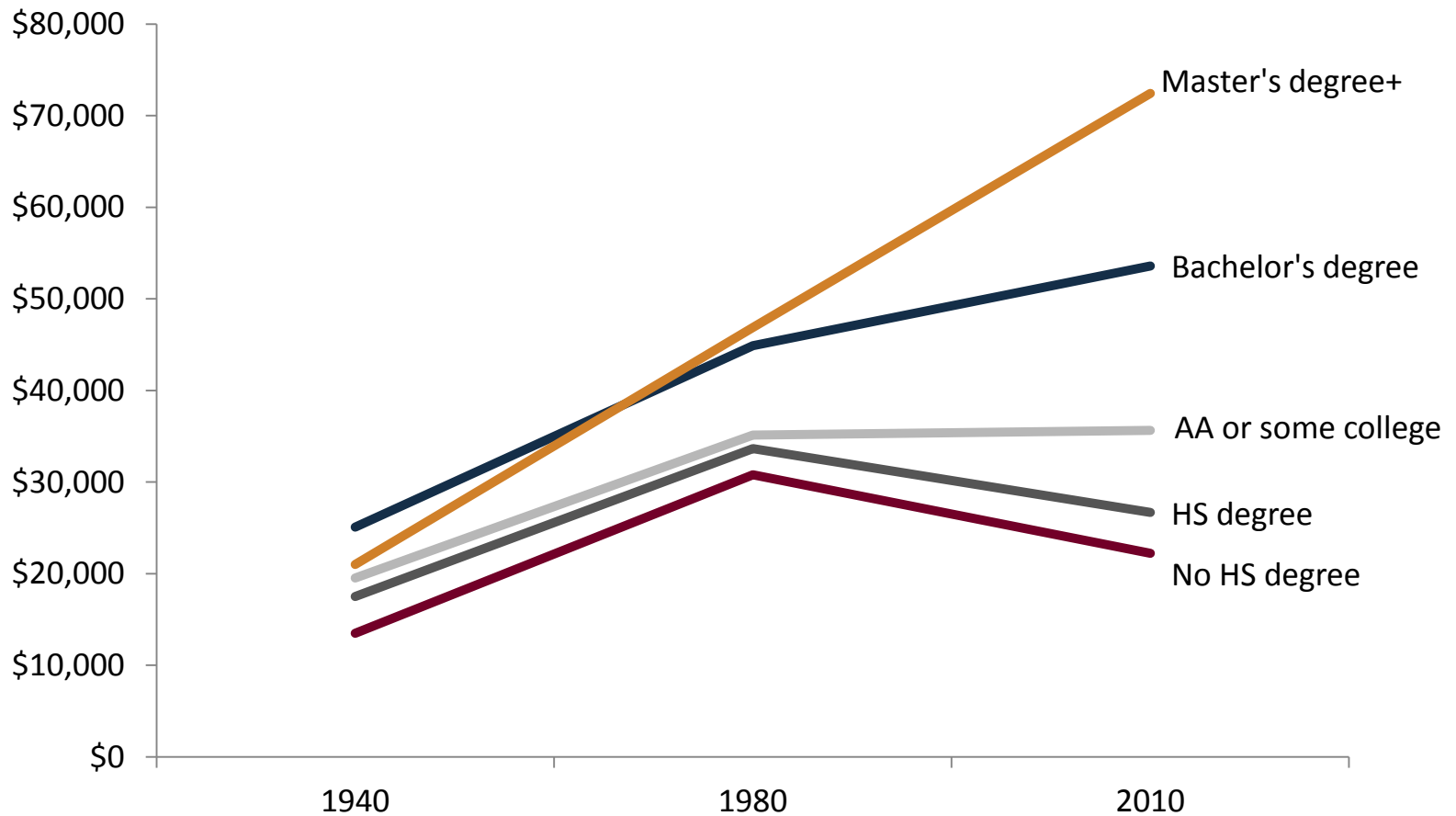
Data source: Oregonlive analysis of 2012 U.S. Census information

Poverty rates reach 30-40% for some racial/ethnic minority populations



Data source: US Census American Community Survey, 2012

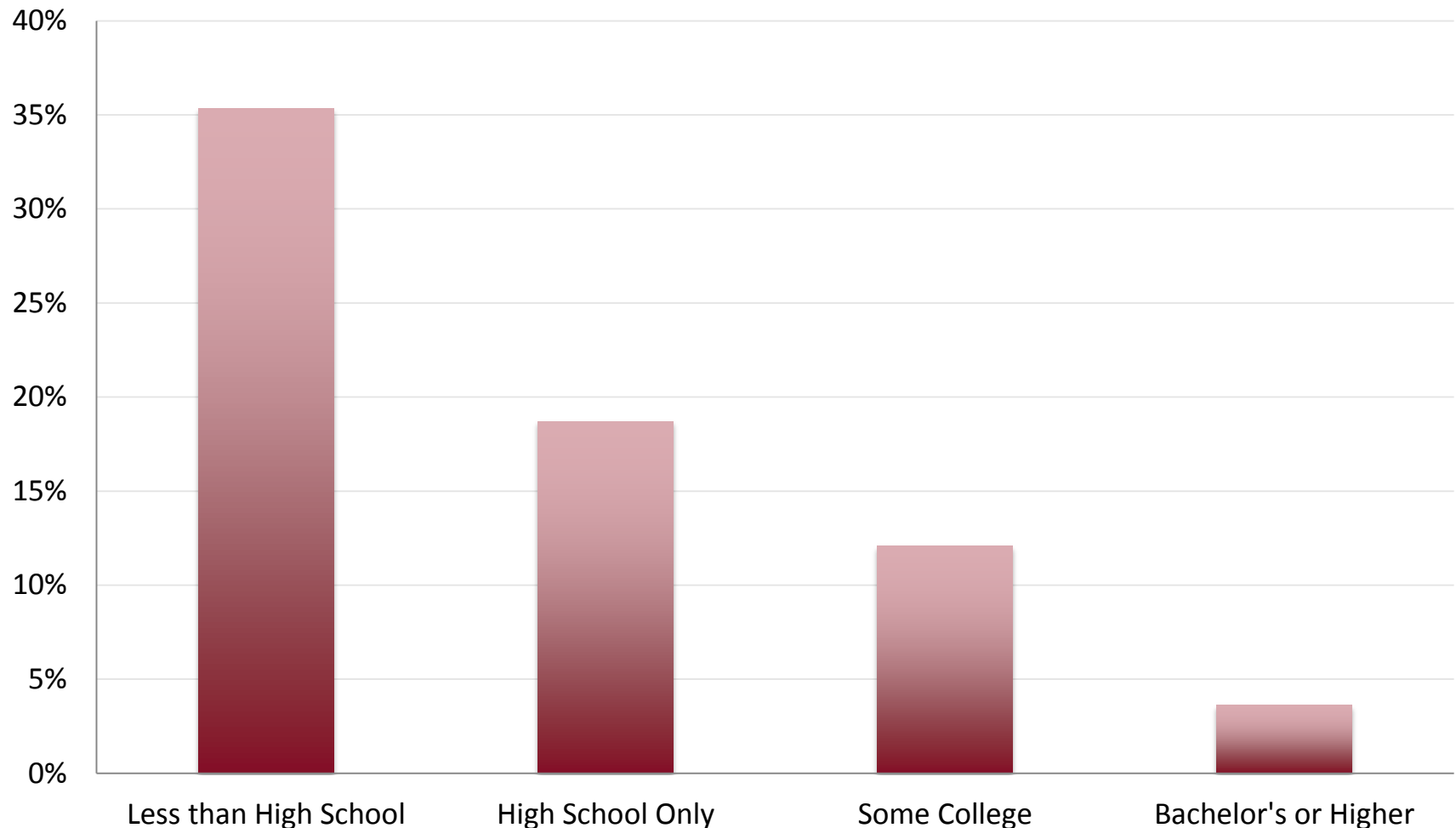
Job market has collapsed for less-educated workers



Data source: US Census. Average Portland area wages (2010 dollars) by educational attainment, labor force participants aged 25-64

Education provides the path out of poverty

Poverty Rate of Oregonians Living in Households Headed by Able-Bodied Adults, Age 18-64, by Adults' Level of Educational Attainment



Source: ECONW analysis of US Census data

Climb out of poverty is challenging

Effective marginal tax rates for sample Oregon family receiving SNAP, WIC, TANF, and childcare subsidies



An Agenda Designed to Meet the Poverty Goal

| 1. Education & Workforce | 2. Build Economy with Pathways | 3. Make the Safety Net Work & Make Work Pay |
|---|--|---|
| Pathway to kindergarten readiness and 3 rd grade reading | Put our natural resources to work for rural Oregon | Redesign TANF |
| Pathway to high school and college completion | Modernize our infrastructure | Expand Employment Related Day Care (ERDC) |
| Connect education to careers | Support the growth of our key industries in manufacturing, high tech, food and beverage, footwear and apparel, wood products, clean tech | Extend and expand the Individual Development Account (IDA) Initiative |
| | | Increase the state Earned Income Tax Credit and Working Families Child Care Tax Credit |
| | | Integrate mental health and addiction services with Coordinated Care Organizations (CCOs) |

Making the Safety Net Work and Making Work Pay

Short-term agenda

- Redesign TANF: Rework income limits and earnings disregards to strengthen work incentives
- Expand access to Employment Related Day Care (ERDC) by increasing access for more children not currently served
- Increase the state Earned Income Tax Credit (EITC) and Working Families Child Care Credit to build transitions from poverty to the middle class
- Extend and expand the Individual Development Account (IDA) Initiative to help low-income families save for housing and education
- Integrate mental health and addiction services into the CCOs

Key Themes

- All people in poverty are not the same and our efforts must target the unique needs of different populations
- Efforts must be better integrated to leverage all available strategies and resources
- Partnerships are critical

Some Next Steps

- Implement recommendations from Design Lab
 - Work with partners to develop and utilize more meaningful measures of economic and social success
 - Discover ways to use the platforms of the sharing economy to provide resources and overcome social isolation of people in poverty
 - Create a “prosperity accounting system” to help people in poverty and case managers monitor and leverage personal and society investments in their well-being.
- 2016, 2017 legislative agenda
- More integration of tools, resources and partners