

Department of Human Services

Housing and Self-Sufficiency Program Connections

Presentation to the Ways & Means Human Services Subcommittee
April 15, 2015

*Presenter: Jerry Waybrant, Chief Operating Officer,
Child Welfare/Self-Sufficiency Programs Field Services
& Kim Fredlund, Deputy Director, Self-Sufficiency Programs*



Self-Sufficiency Programs (SSP) are at the foundation of the safety net

Safety, stability and a pathway out of poverty

Food benefits

Cash assistance

**Refugee
services**

Child care

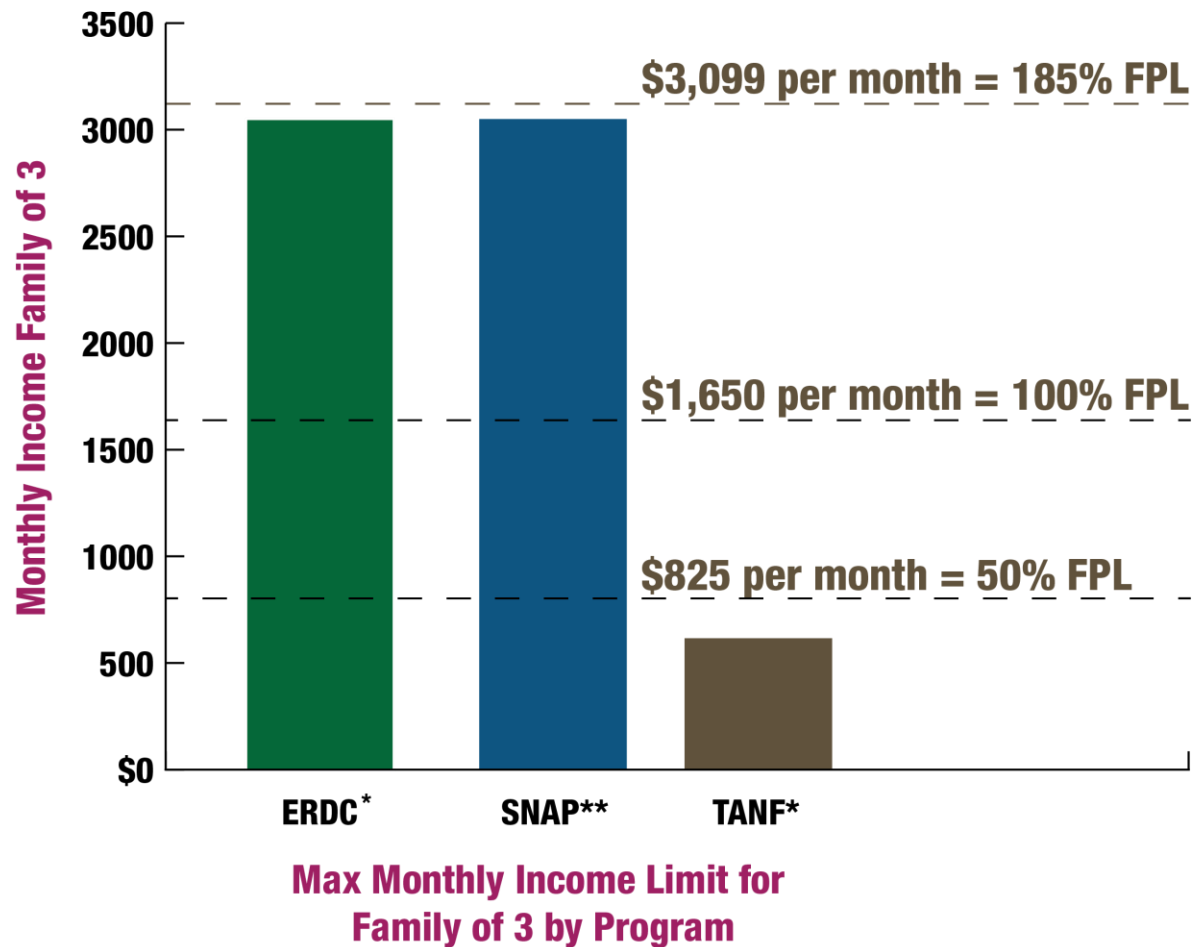
**Nutrition
education**

**Family stability
services**

**Employment
services**

**Domestic
violence safety
services**

Program income limits vs. the 2015 Federal Poverty Level



* Applicants must meet financial and other eligibility requirements to qualify

** Income limit may be higher if household includes an elderly or disabled person

In SSP, only TANF benefits can help with housing



Monthly benefits
to buy food
(SNAP)



Monthly cash
grants to pay for
basic daily
necessities
(TANF)



Monthly subsidy
payments to
child care
providers for
working parents
(ERDC)

How TANF clients perceive the housing connection

2014 TANF Client Focus Groups


“Participants also described housing programs as essential to finding stability. Many participants conveyed how TANF simply does not cover the cost of rent, which makes housing assistance a necessity.”

TANF families with housing assistance

Month	Public Housing	Rent Subsidy	No Housing Subsidy	Total
Sept. 2014	1,434	1,874	18,311	21,619

A TANF client's perspective

“High school economics, they teach us that your rent should be no more than 1/3 of your monthly income. How many of us can honestly say that? I can right now because I’m on a housing program but that’s the only reason my kids and I haven’t ended up back in a shelter.”



Source: 2014 TANF focus group report

What does a \$506 monthly TANF grant buy for a family of 3?

Living Expense	% of income	Amount of TANF per expense
Housing	30%	\$151.80
Groceries*	15%	\$75.90
Transportation	10%	\$50.60
Utilities	6%	\$30.36
Healthcare	7%	\$35.41
Misc.	32%	\$161.92
Total	100%	\$506

Breakdown of percentage where average Oregon family's monthly income goes comes from www.bestplaces.net/cost_of_living/city/oregon/salem.

*Most TANF participants receive SNAP food benefits however, there are restrictions on what can be purchased with SNAP.

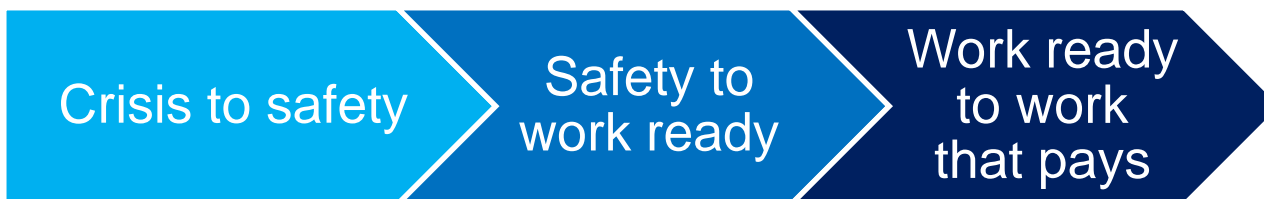
Housing impacts

On families:

When families are not safe and stable, addressing barriers to employment are not their top priorities

On DHS:

When cash assistance must be spent on housing, there is less money and opportunity for parents to prepare for, find and retain employment



OHCS and DHS are increasing collaboration

Shared clients, shared vision to address poverty through family stability

- Short-, long-term housing assistance
- Wrap-around services (joint case management and resource navigation)
- Energy assistance
- Subsidies
- Complementary services

