

# The Oregon Medical Marijuana Program

Compassionate Oregon

February 11, 2015

Before the Joint Committee on the Implementation of Measure 91

## Oregon Medical Marijuana Statistics – January 2015

Oregon Medical Marijuana Program	
Number of OMMP Patients	70,128
Number of OMMP Caregivers	47,187
Number of OMMP Growers	38,291
Patients listing grower not themselves	33,201
Number of Physicians with a current OMMP Patient	1,637

### Breakdown by Age

Age	Cards Issued
17 or younger	211
18 - 20	1,090
21 -30	9,973
31 – 40	14,107
41 - 50	12,124
51 - 60	16,866
61 - 70	12,803
71 or older	2,859

## **Qualifying Conditions**

<b>Condition</b>	<b>Cards Issued</b>
<b>Severe Pain</b>	64,781
<b>Spasms</b>	17,774
<b>Nausea</b>	9,468
<b>Cancer</b>	3,612
<b>PTSD</b>	3,203
<b>Seizures</b>	1,821
<b>Cachexia</b>	1,141
<b>Glaucoma</b>	1,092
<b>HIV/AIDS</b>	757
<b>Alzheimer's (agitation)</b>	83
<b>Severe Pain only</b>	38,918
<b>PTSD only</b>	787

These numbers reflect the conditions a card is issued for. Some patients list more than one condition. For instance there are 64,781 cards issued to patients claiming Severe Pain but only 38,918 of those patients list Severe Pain as their sole condition.

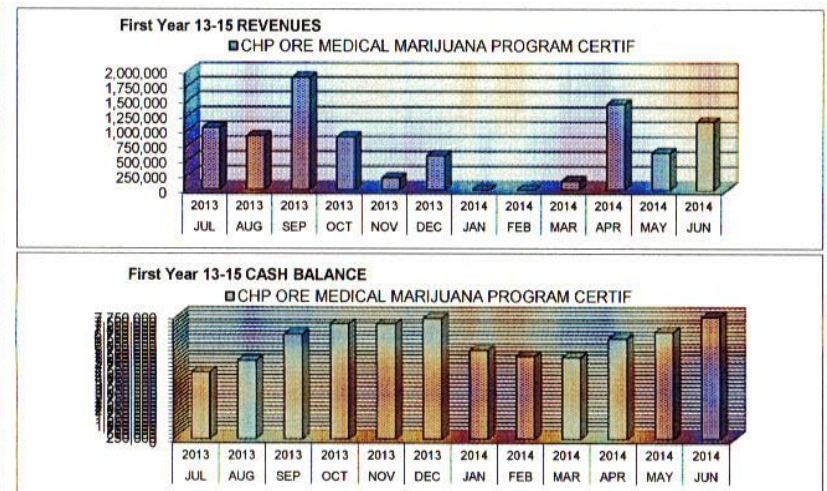
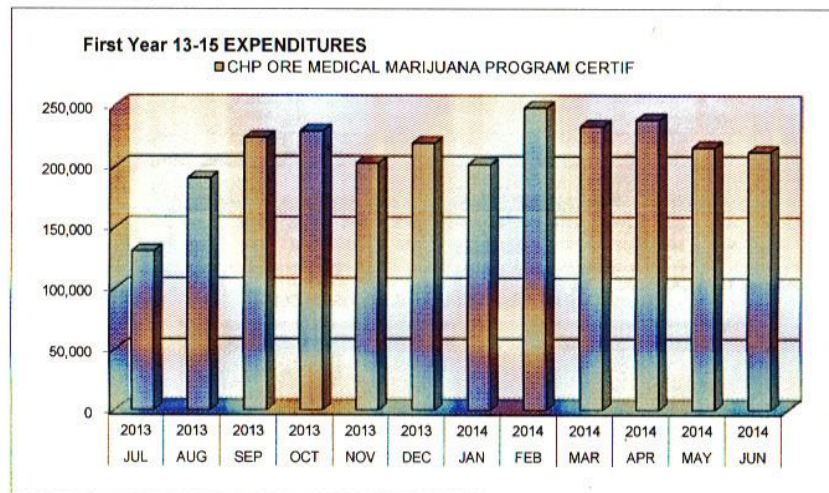
CENTER FOR HEALTH PROTECTION

OTHER FUNDS GRANT LOOKUP

GRANT NUMBER 48035215

CHP ORE MEDICAL MARIJUANA PROGRAM CERTIF

	JUL 2013	AUG 2013	SEP 2013	OCT 2013	NOV 2013	DEC 2013	JAN 2014	FEB 2014	MAR 2014	APR 2014	MAY 2014	JUN 2014	Total 1st Year
<b>Revenue</b>	1,040,609	905,270	868,148	888,356	764,413	574,401	756,680	256,477	516,486	1,809,175	988,221	1,147,357	10,515,593
<b>Personal Services</b>	127,373	122,911	130,365	126,060	126,509	136,048	139,773	132,846	129,426	135,589	132,287	139,633	1,578,820
<b>Service &amp; Supplies</b>	0	11,112	18,039	33,251	14,269	12,317	14,194	10,407	39,716	26,604	28,194	15,218	223,321
<b>Capital Outlay</b>	0	0	0	0	0	0	0	0	0	0	0	0	0
<b>Special Payments</b>	0	0	0	0	0	0	0	0	0	0	0	0	0
<b>Transfers</b>	0	0	1,020,000	0	(565,000)	0	(2,575,839)	(367,977)	(367,977)	(367,977)	(367,977)	0	(3,592,747)
<b>Cost Allocation</b>	3,608	57,008	75,688	70,330	62,503	71,138	48,045	105,238	64,257	76,502	55,470	57,450	747,237
	44.76%	56.47%		47.39%	39.23%	50.53%	32.38%	68.35%	44.86%	45.23%	34.20%	35.80%	
<b>Summary:</b>													
<b>Revenues</b>	1,040,609	905,270	1,888,148	888,356	199,413	574,401	(1,819,159)	(111,500)	148,509	1,441,198	620,244	1,147,357	10,515,593
<b>Expenditures w/o CA</b>	127,373	134,023	148,403	159,311	140,778	148,365	153,967	143,253	169,143	162,193	160,481	154,851	1,802,142
<b>Expenditures w/CA</b>	130,981	191,031	224,091	229,641	203,281	219,503	202,012	248,491	233,399	238,696	215,951	212,301	2,549,379
<b>Cash Balance:</b>													
	3,313,900	4,223,528	4,937,767	6,601,823	7,260,538	7,256,670	7,611,568	5,590,397	5,230,406	5,145,515	6,348,018	6,752,310	7,687,366



### **Fee Breakdown (1/1/14 – 1/1/15)**

<b>Patients who paid full \$200 registration fee</b>	<b>38,121</b>	<b>\$7,624,200</b>
<b>Patients who paid reduced fee of \$60 based on receiving SNAP assistance</b>	<b>9,805</b>	<b>\$588,300</b>
<b>Patients who paid reduced fee of \$50 based on OHP eligibility</b>	<b>15,312</b>	<b>\$765,600</b>
<b>Patients who paid reduced fee of \$20 based on receiving SSI benefits</b>	<b>4,420</b>	<b>\$8,840</b>
<b>Patients who paid reduced fee of \$20 based on receiving specific Veterans benefits (since 6/1/14)</b>	<b>328</b>	<b>\$6,560</b>
<b>Totals</b>	<b>67,986</b>	<b>\$8,993,500</b>

### **Oregon Health Authority, Public Health Division** **2013-15 Expenditures Funded with OMMP Fee Revenues**

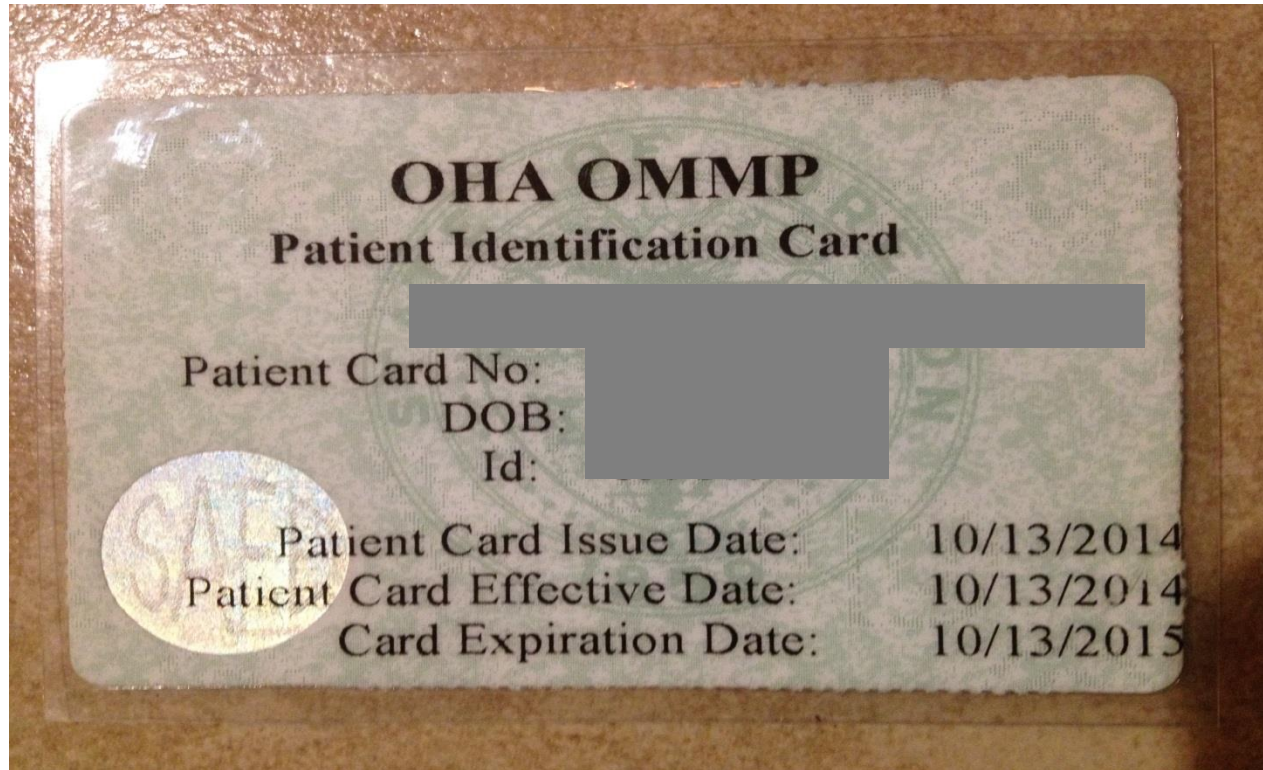
<b>Public Health Program</b>	<b>Transfer Amount</b>	<b>Cost Allocation (estimate)</b>	<b>Total Transfer</b>
<b>Emergency Medical Services/Trauma System</b>	<b>\$2,050,000</b>	<b>\$439,511</b>	<b>\$2,489,511</b>
<b>Drinking Water</b>	<b>\$3,000,000</b>	<b>\$671,169</b>	<b>\$3,671,169</b>
<b>School Based Health Centers</b>	<b>\$500,000</b>	<b>\$12,667</b>	<b>\$512,667</b>
<b>Contraceptive Care*</b>	<b>\$2,650,000</b>	<b>\$0</b>	<b>\$2,650,000</b>
<b>Midwives</b>	<b>\$30,000</b>	<b>\$0</b>	<b>\$30,000</b>
<b>WIC Senior Farmers Market</b>	<b><u>\$5,000</u></b>	<b><u>\$0</u></b>	<b><u>\$5,000</u></b>
<b>Total</b>	<b>\$8,235,000</b>	<b>\$1,123,347</b>	<b>\$9,358,347</b>

### **OMMP Patients at Grow-site Addresses (12.2.14)**

<b>Grow site Addresses with 4 patients or less</b>	<b>34,566</b>
<b>Grow site Addresses 5 &gt; 20 patients</b>	<b>2,021</b>
<b>Grow site Addresses with 21 patients or more</b>	<b>17</b>
<b>Patients with no grow sites</b>	<b>7,335</b>




# Oregon Medical Marijuana Card



OMMP Patient Card.

Similar cards are also issued for Primary Caregivers and Designated Growers



**Oregon Medical Marijuana Act  
1998**

**Oregon Health Authority**

**Oregon Medical Marijuana  
Program**

**Oregon Medical Marijuana  
Dispensary Program**

